


STEREO

BUYERS' GUIDE 1992

MORE THAN 3,000 HI-FI COMPONENTS

How to Buy a Stereo System

Features, Specs, and Prices of CD Players, Speakers, Tape Decks, Receivers, Amplifiers, Signal Processors, Headphones, and More





Music by Mozart.

Don't get us wrong. We wouldn't presume to tamper with something as perfect as *Eine Kleine Nacht Musik* or *The Magic Flute*. We just wanted to make them easier to play.

So we created the M-T5010, the world's first cassette deck with on-screen commands. It's the newest part of Mitsubishi's Home Theater system, designed to make your audio and video



The M-T5010 dual cassette deck.



The M-R8010 Home Theater receiver.



Words by Mitsubishi.

components work together as one cohesive, easily-controlled unit.

No more straining to see those tiny little LED displays on your audio components, or guessing whether you've done something right. This tape deck has on-screen menus for every function, from recording to scanning. And visual displays that confirm what you're doing every time you press a button.

Of course, the MT5010 is more than just a

new toy for videophiles. It has all the technical perks you'd expect from state-of-the-art audio, including dual amorphous tape heads, Dolby® HX Pro, and Dolby B & C noise reduction. Add to that functions like blank skip and intro-scan, and you get a cassette deck that makes playing your favorite music easier than it's ever been.

We like to think Herr Mozart would approve.

 **MITSUBISHI**
TECHNICALLY, ANYTHING IS POSSIBLE®

Research.

And development.



What do you do after building the largest, most sonically-accurate speaker system in the world?

If you're Infinity, you take everything you've learned from the 7½ foot, \$60,000 Infinity Reference Standard V and apply it to the most sonically-accurate compact speaker system in the world.

And you call it Modulus. A speaker system for the 1990's. Technologically, it is an

encyclopedia of high science, from its time-aligned driver array to its servo-controlled subwoofer to its acoustically-inert, sand-filled pedestals.

Sonically, it has the power to drop jaws with its absolutely uncanny musical accuracy.

And visually, it would be as at home in the Museum of Modern Art as in any listening room. With or without its optional modular components.

To audition the new Modulus system, bring your favorite disc or tape to a selected Infinity dealer.

And experience Research and Development, Infinity style.

 **Infinity**

We get you back to what it's all about. Music.

For the name of your nearest Infinity dealer, call (800) 765-5556. In Canada, call (416) 294-4833, H. Roy Gray, Ltd. ©1991 Infinity Systems, Inc. **H** A Harman International Company.

STEREO















BUYERS' GUIDE 1992



FEATURE

Shop Talk: How to Buy a Stereo System 4

PRODUCT LISTINGS

- | | | |
|--|---|--|
|  36
CD
Components |  88
Receivers |  144
Speakers |
|  62
Tape Decks |  97
Integrated
Amplifiers |  226
Headphones |
|  73
Tuners |  102
Power
Amplifiers |  232
Cables
& Connectors |
|  78
Turntables |  125
Preamplifiers |  241
Blank Tape |
|  82
Cartridges
& Tonearms |  137
Signal
Processors | 243 Directory of
Manufacturers |
| | | 251 Audio Glossary |

Cover components (clockwise from right): Quad Gradient L3 speakers (listing on page 209); Yamaha RX-V850 receiver (listing on page 96); Sony TC-K850ES cassette deck (listing on page 68); Denon DCM-450 CD changer (listing on page 39); Sennheiser HD 490 headphones (listing on page 231).
Cover photograph: Tony Cordoza

Stereo Review's STEREO BUYERS' GUIDE 1992

BILL WOLFE Editor
LAURA SUTCLIFFE Art Director
BOB ANKOSKO Executive Editor
WILLIAM GOLDMAN Senior Editor
MIKE METTLER Managing Editor
JOSE L. GARCIA Database Coordinator
DON RODAK Editorial Assistant
LAURIE RAY Assistant Art Director
BARBARA AIKEN Project Coordinator

LOUISE BOUNDAS
Vice President and Editorial Director

NICHOLAS MATARAZZO
Vice President and Publisher

CONSUMER ELECTRONICS GROUP ADVERTISING

Advertising Director: Charles L. P. Watson
212-767-6038
Group Sales Manager, East: Scott Constantine
212-767-6346
Regional Account Managers, East: Carol Berman,
212-767-6292; Tom McMahon, 212-767-6025
Assistant to the Publisher: Nadine L. Goody
Operations Manager: Sylvia Correa
Advertising Coordinator: Linda Neuweiler
Sales Assistant: Yvonne Telesford
Classified Advertising: 800-445-6066
Group Sales, Midwest: Arnold S. Hoffman,
Jeffrey M. Plaster, 708-679-1100
Group Sales, West: Robert Meth,
Paula Mayeri, 213-739-5130
Western Sales Assistant: Lisa Pozen
Production Director: Patti Burns
Production Manager: Vicki L. Feinmel
Business Services Director: Greg Roperi
Newsstand Sales Director: Margaret Hamilton

HACHETTE STEREO REVIEW PRESENTS
IS PUBLISHED BY
HACHETTE MAGAZINES, INC.

Chairman and CEO: Daniel Filipacchi
Executive Vice President/Editorial Director:
Jean-Louis Ginibre
Executive Vice President/Publishing, COO:
David J. Pecker
Senior Vice President, Director of
Corporate Marketing: Paul DuCharme
Senior Vice President, Director of
Cross-Media Sales: Gerald S. Wroe
Vice President, General Counsel:
Catherine Flickinger
Vice President, Circulation: Leon Rosenfield
Vice President, Manufacturing & Distribution:
Anthony R. Romano
Vice President, Magazine Development:
Marcia Sachar
Vice President, Special Marketing:
Bette Rockmore
Vice President, Research: Susan Smollens
Vice President, Controller: John Miley
Vice President, Treasurer: John O'Connor
Vice President, Corporate Communications:
Jolie Cross Doyle

Stereo Review Presents is published two times a
year by Hachette Magazines, Inc., 1633 Broadway,
New York, NY 10019.

COPYRIGHT © 1991 BY HACHETTE
MAGAZINES, INC. ALL RIGHTS RESERVED.

PERMISSIONS: Material in this publication may
not be reproduced in any form without permission.
Requests for permission should be directed to: The
Editor, Stereo Review, Hachette Magazines, Inc.,
1633 Broadway, New York, NY 10019.



DENON

CD PLAYER
DC-S1450
32-BIT SUPER LINEAR CONVERTER
JUST 4-TIMES OVER-SAMPLING DIGITAL FILTER

DENON

CD'S MAGAZINE ACC-10

7 03 03.07

SONY


3 HEAD/CLOSED LOOP DUAL CAPSTAN
QUARTZ LOCKED DAPIC DRIVE
850ES

28.88

YAMAHA

25 92.7

PHOTO BY TONY COROZZA



SHOP TALK

How to Buy a Stereo System

ARTICLES ON SHOPPING for stereo systems usually begin by dictating rules for divvying up money among categories of components. I've been at this game for thirty-five-plus years, so I've probably seen every rule in the book, and I've yet to find a universal set. Stereo systems, like people, are individual—what suits me may not suit you. Some folks want to play music loud; others never turn it up above background level. Operational convenience is a paramount concern for some people; others couldn't care less. Some people want their music to play nonstop; others turn it on infrequently but listen seriously when they do. And some combine a music system with video gear, while others consider the audio/video marriage a good case for divorce. With differences like these, how can anyone establish universal guidelines for dividing a budget and making other decisions?

Budgets can't be ignored, of course, and there never seems to be enough money to go around. That being the one rule you *can* count on, my personal guidelines are:

- Plan your system before visiting any hi-fi stores.
- Decide which components will be "permanent" and which are destined for replacement as soon as money becomes available. Short-change the latter and fund the former to the hilt.
- Decide which components you'd like to have but can do without for now. Design the system to include these components but don't purchase them until your budget permits.
- Only spend your money for features you really need or for sonic improvements you can really hear.
- Make your own decisions. It's fine to get

B Y E D F O S T E R

▼
Single-disc CD
players do not
have a technical
advantage over
changers.

advice, but don't slavishly follow some guru. (That includes me!)

When planning your system, take the listening space and your personal listening habits into account. These will greatly influence such things as the amount of amplifier power you need. The listening environment may influence your choice of other components, too. You may choose one model over another simply because it suits your decor or fits better in the space that's available.

When it comes to choosing components, you have a number of decisions to make. What program sources will you include, and which among those will be "primary"? Will your system include signal processing (an equalizer or ambience processor, for example)? Do you want to add video gear? Will the system employ a receiver or a separate tuner, preamplifier, and power amplifier?

THE SOURCE

Today, the CD player is *the* primary program source for serious listeners. If you're starting from scratch, it may be the only program source you need. Next in importance is likely to be a cassette deck or a tuner. Cassettes still outsell CD's and remain the prevalent medium for car and portable use. You'll probably want a cassette deck to make tapes for your car and portable, as well as to play the tapes you've purchased for those systems on your home equipment. A turntable? While one was absolutely essential just a few years ago, there's little reason to include one in a modern system unless you already have a sizable collection of LP's.

Digital audio tape is another interesting subject. I have two DAT decks and I'm likely to buy at least one more, but I do a good bit of professional recording. If you're into recording live events, a DAT deck is essential; if you're not, there's no reason to include one in your system when so little software is available. That makes a CD player and cassette deck the two primary program sources.

In years of reviewing high-fidelity equipment, I've come to appreciate that there *are* differences in sound among all components—and that includes CD players. The sonic differences among most of today's CD systems are so subtle, however, that they often go unnoticed under all but ideal listening conditions. I submit that the clearly apparent differences "golden ears" find so easily among comparable players using identical technology are figments of their imagination more often than not. Don't be afraid to "call the



emperor naked" if you don't hear the difference that an "expert" or salesman says you should. If you *do* hear differences among products, you might want to keep the following technical details in mind when making a purchase.


CD vs. CD

In a digital system like the CD, nonlinear operation (distortion) is greatest at low signal levels—exactly the opposite of what occurs in the analog domain. So-called "1-bit" D/A converters (or DAC's) *tend* to be more linear (have less distortion) in this important region, and they often have a wider dynamic range than multibit (16-, 18-, or 20-bit) DAC's. Thus they *may* sound sweeter during quiet passages and *may* preserve a better sense of ambience. This is not an absolute rule, however. A multibit converter (especially an 18- or 20-bit type) may test and sound as good as—or better than—a 1-bit system. Note that better 18- and 20-bit DAC's require a meticulous design and careful adjustment at the factory; a 1-bit DAC, on the other hand, requires fewer adjustments and therefore offers more assurance that minimum standards will be met.

Oversampling and digital filtering are other technical features you may see banded about in ads. (For definitions of these and other terms used in this article, see the Audio Glossary that begins on page 251.) Oversampling and digital filtering are related concepts. You can't have one without the other, and every CD player worthy of consideration employs both. On the whole, a high oversampling ratio (say eight times as opposed to four or two) is beneficial because it eases the burden on the player's output analog filter. Digital-filter design is important, but seldom will you find enough specific information on which to base a decision. If you do see specs on the digital filter, the greater the number of "taps" the better, since this implies a flatter frequency response and fewer sonic artifacts.

Given the subtle difference in sound quality among most CD players, choices are most often made on the basis of con-





venience. Even the least expensive players have track search and at least rudimentary programming abilities. More fully equipped players offer index search as well, which allows you to isolate segments of a song or movements within a symphony. Some offer auto repeat and random playback, which is fine for background music, but I prefer the movements of my Beethoven symphony in the order in which he wrote them, thank you.

A more basic question is whether you should buy a single-disc player or a multi-disc CD changer and, if the latter, what type to go for. A single-disc player has no technical advantage over a changer—both can provide identical sound quality. (To the extent that many CD changers are built to sell at lower prices, they *may* not provide the sound quality of a more expensive single-disc player, but that's not technology—it's marketing.)

Most changers use either a rotating platter to store and change up to five discs or a cartridge mechanism that holds six to ten discs. Carousel, or rotary, changers are easier to load and unload and, with some designs, you can swap one disc while another is playing. With a cartridge changer, you must load discs into the cartridge before you can play them, and you can't swap discs without removing the cartridge from the player. Cartridge changers do offer a quantity advantage, you can buy extra cartridges and keep them loaded with your favorite discs, and you can transport cartridges back and forth between your car and home systems (assuming your car system uses a compatible cartridge).

Nakamichi offers a novel changer that is a cross between a carousel and a cartridge-based system. It's called MusicBank, and, in addition to a single-disc tray, it has an internal, elevator-like mechanism that stores another six discs. Since there's no cartridge, you can change discs while one is playing. You can also do this with a two-cartridge changer from Hitachi and a three-cartridge changer from Pioneer. In addition to these two, JVC, Kenwood, and Pioneer offer six-disc cartridge changers that also

have single-disc trays.

One detail that may swing your decision is the size factor. Carousel changers usually have a larger "footprint" than cartridge changers. This means you'll need extra width and depth on your equipment shelf. (Both types of changers are generally larger than single-disc players.) And if you're eyeing a top-loading carousel changer, remember to provide space *above* the component to accommodate its lid.

TAPE vs. TAPE

The tape-deck market is in something of a pickle. Dual-well "dubbing" decks, which are usually packed with features but often put sonics on a back burner, are selling like hot cakes. With DAT on the rocks (at least as a mass-market product) and DCC (digital compact cassette) players, which play standard cassettes *and* a new breed of digital tape, set for a 1992 introduction, the conventional cassette may be poised for another burst of glory. And that burst may last longer than anyone thinks if Dolby S, the newest and most sophisticated noise-reduction system, is widely supported. Providing the ultimate in noise reduction, more headroom, and better compatibility if you play your tapes on a variety of decks, Dolby S, now available on two decks from Harman Kardon, is worth the expense only for serious recordists—very few prerecorded tapes use it.

Serious recordists should insist on a deck with adjustable bias and, preferably, adjustable input sensitivity as well. These adjustments are essential to "match" the deck to the specific tape you're using, and they extract optimum performance from each. You'll also need a way to monitor the adjustments as you make them. Some decks have built-in test circuitry and perform the adjustments automatically; with others, you adjust for specific readings on the level indicators.

Then there are decks that provide the controls but no test signals to help make adjustments. With such decks, you have to make adjustments "by ear" using music or wideband noise as your source signal and reference. In such a case, a three-head deck that provides simultaneous recording and playback is especially useful. In theory, a three-head deck should outperform a two-head because the recording and playback heads can be optimized for their individual tasks. In practice, however, you'll find that some two-head decks outperform some three-head decks; your best bet here is to make a decision based on a careful listening evaluation.

A few more tidbits for the serious recordist: Look for level indicators with good

The Koss TNT/88 (\$90) employs titanium nitride elements to increase reliability and improve sound quality. Nakamichi's RX-505 (\$1,500) cassette deck uses a discrete three-head design. The Polk Monitor 5jr+ (\$350 a pair) can handle up to 125 watts per channel.





▼

When used with
discretion,
DSP devices can
do wonders with a
“dead” recording.

resolution—that is, enough segments to distinguish between small level differences. Before you count physical segments, check to see if they illuminate two at a time. And check the resolution around zero.

Casual recordists should make sure that any deck under consideration can handle all of the major tape formulations: Type I (ferric or “normal bias”), Type II (chrome, ferricobalt, or “high-bias”), and Type IV (metal). It should also include Dolby B noise reduction for compatibility with pre-recorded tapes and Dolby C if you plan on recording your own high-quality tapes. Note that Dolby HX Pro is a headroom-extension system, not a noise-reduction system. Its purpose is to improve the tape’s handling of high-level treble frequencies, which it does by constantly manipulating bias to accommodate the music. When deck and tape are well matched, the system can be quite effective; when matching is less than ideal, response can get “peaky” or too bright.

PROCESSING OPTIONS

Signal processors are logical “upgrades” of an existing system, but there’s no reason to wait if you can afford one now.



Note, too, that equalizers and other signal processors are now being incorporated into some receivers and integrated amplifiers. With digital signal processing (DSP) becoming more affordable, a veritable signal-processing revolution is going on. Many tasks that were prohibitively expensive to perform in the analog world are easily handled in the digital domain. Even “traditional” analog signal processors, such as graphic and parametric equalizers, are now “going digital.”

Think of a graphic equalizer as an elaborate set of tone controls; instead of just two bands—bass and treble—it provides control over a larger number of bands. Graphics offer from five to thirty fixed bands, each of which controls the relative volume of a specific group of frequencies. Traditionally, this is accomplished with sliders rather than rotary controls, and the position of the sliders provides a rough approximation of the response “graph.”

A parametric equalizer generally has fewer bands (perhaps only three), but it is more sophisticated. The bandwidth (“Q”) and frequency to which each band is tuned are separately adjustable. A parametric is more adept at correcting response irregularities caused by the listening space than a graphic equalizer because it enables you to zero in on the particular frequency or group of frequencies causing the problem. A graphic equalizer, on the other hand, is better suited to modifying the tonal characteristics of a recording.

Digital ambience processors are the latest rage in signal processing. They enable you to “transform” your listening room into a larger venue by simulating the acoustical characteristics of a space such as a concert hall, disco, cathedral, or jazz club. To achieve a convincing effect, you need front and rear speakers, although a six-speaker setup, with a flanking pair of speakers set to the sides, is preferable. While you’ll need extra amplifier power to drive these speakers, many processors and processor-equipped receivers and integrated amplifiers incorporate amp channels dedicated to this purpose.

The effect of turning your living room into a stadium or church can be startling, but it also can wear thin in a hurry—especially if overdone. Used with discre-

tion, however, DSP can do wonders to liven up a "dead" recording. A modification of the same technique can be used to extract the Dolby Surround cues from movie soundtracks, and most ambience processors offer this function.

POWER PLAY

As mentioned, one of the decisions you'll have to make is whether to build your system around a receiver or to use separate components. To some extent, this depends upon whether you plan to incorporate video gear in the system; you'll find a wider selection of video-ready receivers on the market than you will separate components with equivalent video capability, for example. Receivers are also more cost-effective than separates in that the same chassis and power supply are used for a tuner and integrated amplifier (a power amp with tone controls and switching capability).

The main drawback with an all-in-one receiver is that you can't upgrade its individual parts. If you want a better tuner, the amplifier also has to be replaced. If you want more power, the tuner goes out with the bathwater. Whether you choose a receiver or separates, the main thing is to make sure there are enough inputs for all of the components you wish to include in the system. Don't shortchange yourself here, and try to allow for any upgrades you might be planning.

Amplifier power is a perennial stumbling block. Everyone wants to know how much is necessary and what's the least they can get away with. One reason for the confusion is that common sense doesn't seem to apply. (Actually it does, but thanks to the way amps are rated, it's easy to go astray.) Although it's true that large rooms usually require more acoustic output from speakers than small rooms (which means more power), the absorption characteristics of the room are more important than room size per se.

A room with reflective walls, floor, and ceiling, for example, traps sound within its boundaries. The sound in such a room may not be pleasant—tending to be hard and reverberant—but it doesn't take much power to set up a deafening roar. And since the sound is trapped, room dimensions have relatively little effect on sound-pressure level or volume. A heavily damped room, on the other hand—one filled with absorptive materials like soft furniture, heavy carpeting, and drapes—requires more acoustic output from the speakers to achieve a reasonable volume. Therefore, the size of a well-damped room has a much greater influence on your power require-

ments than the size of a reverberant room.

Before you start weighing absorption characteristics, let me state that your listening preferences are far more important when it comes to the amount of power you need than the size or damping characteristics of your listening room. Many people think that if you double the power rating of a system, it will play twice as loud. *Wrong!* It will play perceptibly louder, but *twice* as loud? No way! It takes a tenfold increase in acoustic power—or, without changing speakers, in amplifier power—for a system to be able to play twice as loud as it did before.

The reason relates to the way humans hear, which is logarithmically. This explains why we use the decibel (dB), a logarithmic unit, in so many specifications. For some reason (most kindly ascribed to tradition, less kindly to marketing, and in absolute fact attributable to Federal Trade Commission rulings), amplifiers continue to be rated in "watts per channel" rather than the much-more-meaningful "dBW" (decibels per 1 watt).

Before I attempt to dodge, once and for all, the question of how much power you need, I'd like to put in a word for speaker efficiency, or sensitivity. Most people (including many knowledgeable audiophiles) underestimate this important spec. They've been told time and again that amplifier power is cheap, so speaker efficiency is unimportant. Well, amplifier power may come more cheaply than it did in vacuum-tube days, but it's not free, while speaker efficiency often is.

Speaker efficiency is measured in terms of the sound-pressure level (SPL) generated at a specified distance from the speaker (usually 1 meter) when the speaker is powered at a specified input level (usually 1 watt or 2.8 volts, which is equivalent to 1 watt for an 8-ohm speaker). This spec is measured in decibels. But as mentioned above, amplifier power is measured in watts. With this apples-and-oranges system of specification, it's hard to appreciate what improved speaker efficiency buys you. A 3-dB increase in efficiency doesn't sound like much but, as far as listening level is concerned, it's equivalent to doubling the power rating of the amplifier.

Okay. There's no hard-and-fast rule to the question of how much power you need; too many variables are involved. With reasonably efficient speakers—ones rated at, say, 90 dB SPL/W/m—and a listening room with "average" damping characteristics, 50 watts per channel can produce a sound-pressure level of 110 dB, which should be adequate for many listeners. If you prefer realistic concert levels, you'll need more

Adcom's GTP-500II (\$600), a preamp/tuner, can function as the controller for a multi-room system. The Technics SL-1200Mk2 (\$600) is equally at home in living-room and disc-jockey systems. Allison's AL 130 (\$1,200 a pair) utilizes convex tweeter and midrange diaphragms for wide dispersion.



▼

Small speakers
are easy to
position properly
in virtually any
listening space.

JVC's XL-M405TN CD changer (\$320) has a six-disc magazine and a single-play drawer.

power or more efficient speakers. One thing is certain: You're better off with more power than less. But keep in mind that it takes a substantial increase in power to make a meaningful change in listening level. Swapping a 50-watt-per-channel amplifier for a 200-watt-per-channel device, for example, raises the maximum sound-pressure level by only 6 dB.

One useful power-amp spec is "dynamic headroom." Amplifiers are rated on their ability to deliver continuous average power; music is different. Music demands tremendous *peak* power, even though *average* power demands may be 12 to 14 dB less (that's a 20-to-1 ratio). A 100-watt amplifier that loafes along delivering a paltry 5 watts on average can still distort, or clip, on musical transients if there is insufficient headroom. Dynamic headroom is a measure of how much reserve power the amplifier has to handle these transients. Although you won't find amplifiers with 12 dB of headroom, you will find some with 3 to 6 dB. When playing music, these should be equivalent to an amp without headroom rated to deliver two to four times as much continuous power.

LISTEN UP

Speakers are the most difficult component to select. (And you thought amplifiers would be.) Measurements seldom tell the story: You have to listen, and listen carefully, for speakers that reproduce music accurately. (A piano should sound like a piano, not a xylophone, for example.) There are some guidelines based upon speaker physics, though.

Every speaker designer is faced with an unavoidable tradeoff between the speaker's physical size, efficiency, bass response, and power-handling capability. A small speaker cannot deliver as much bass response as a large one of equal efficiency, assuming both are optimally designed. This is not to say that small speakers can't sound good—many do. But they require extra

amplifier power and cannot play as loudly as large ones.


Small speakers do have advantages, however. They're easier to place properly in the listening room, and the close spacing between individual drivers within the cabinet (the midrange and tweeter, for example) often leads to superior stereo imaging. Subwoofer/satellite combinations promise extended bass response, ease of installation, and good imaging, but the crossover frequency between the units (the point at which the subwoofer begins woofing) must be just right to avoid overloading the satellites or calling attention to the subwoofer. If you want extended bass response and concert-hall listening levels, be sure to audition some good-size floor-standing speakers.

Where do you find them? In a well-equipped audio showroom, of course. If you're absolutely sure about what you're looking for in a speaker, you can try bargain shopping, but you may reduce your breadth of choice. Top-flight companies often limit distribution to quality stores where they expect their ultimate customer—you!—to be well served.


Unfortunately, these expectations may not be fully realized in the real world. Some salesmen know more technobabble than facts. You can guard against being misled by arming yourself with a few facts of your own. Ask the salesman questions that you know the answer to and see if he passes the test. Once you're satisfied with his honesty and knowledgeability, you can more safely rely on his judgement. And once you've found your font of knowledge, stay with him. He deserves the commission for the help he'll provide in your quest. □

Ed Foster is a former contributing technical editor of High Fidelity, a contributing editor to Audio/Video International, and president of Diversified Science Labs; he is also a regular contributor to Stereo Review.





Listen carefully...



Signature Reference Series: The Very Best of the Best

The legendary sound of Polk loudspeakers has for years been exemplified by its flagship Signature Reference Series (SRS), the speakers that carry Matthew Polk's signature. Indeed, the SRS loudspeakers have been largely responsible for Polk's reputation among audiophiles as a true innovator in sound reproduction.

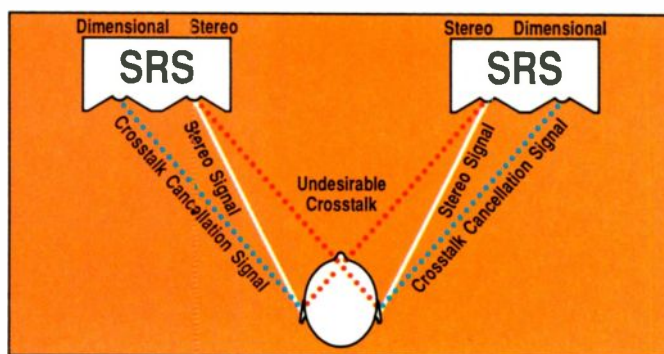
Polk now introduces its SRS 1.2TL, 2.3TL and 3.1TL, each featuring the latest breakthroughs in loudspeaker technology. Following is a technical brief of why the SRS speakers sound so remarkably like a live performance. After reading this information, it is hoped that you listen carefully to the SRS loudspeakers at your Polk Audio dealer. While you will probably hear things you have never heard from a stereo system, you can be assured that everything you hear is true.

It All Begins With the Sonic Excitement of Polk's Stereo Dimension Array (SDA)

Years ago Polk Audio recognized the importance of more absolute separation of information reaching

Polk's "True Stereo" SDA technology delivers left signal information to your left ear and right signal information to your right ear. Each ear only hears its proper signal, thereby maintaining full stereo separation. The resulting soundstage is dramatic. Closing your eyes, you can imagine the entire orchestra in front of you, pinpointing the location of instruments with incredible accuracy and depth.

Experts have called the Polk SRS Series featuring the revolutionary Stereo Dimensional Array (SDA) technology "mindboggling...astounding...flabbergasting...a new dimension in sound." Others, after hearing the remarkable wide sound stage created by this technology, have discovered new life in their favorite musical selections. It is "True Stereo" by Polk.



Each Polk SDA incorporates a special extra set of drivers which radiate a difference signal that cancels the undesirable signal going from the wrong speaker to the wrong ear (interaural crosstalk distortion). The result is True Stereo reproduction.


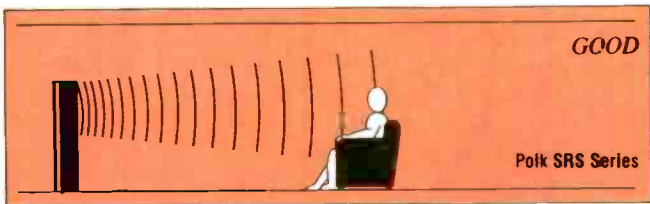
...everything you hear is true.

each ear. Of course, the fundamental concept of stereo reproduction is that there are two separate channels of information, each intended for one ear only (i.e. "true stereo").

To more accurately reproduce sound as it was originally created, it is vital that the integrity of this separation of information be maintained. With conventional speaker systems, each ear hears both speakers, and the separation is minimized. The resulting soundstage is reduced to the small space between the speakers. A large symphony orchestra is reduced to only a few feet wide and a few inches deep.

The Crystal Clear Imaging of Polk's Line Source Array

Even the best of conventional loudspeakers suffer from blurred imaging and tonal coloration caused by unwanted floor and ceiling reflections of midrange frequencies. Reflections reaching the listener even within 5 milliseconds of the original signal will "smear" the image. Polk, however, minimizes the damaging effects of undesired reflections with its Line Source Array technology.



The Full Impact of Polk's Mid and Low Frequency Performance

By precisely positioning high frequency and midbass drivers according to their dispersion characteristics and by controlling the radiating area of the system as a function of acoustic wavelength, Polk's Line Source Array produces stable, crystal clear imaging.

By controlling the vertical dispersion of these frequencies, a much higher level of imaging purity is achieved. The sound becomes more "open" by reducing the effects of undesired room interactions. Consequently, the listener is given a wider range of optimum listening positions in the room.

Additionally, the SRS 1.2TL and 2.3 TL utilize Polk's Progressive Point Source technology to maintain a Constant Vertical Directivity of mid and high frequencies, which prevents undesirable beaming. As frequencies increase, the tweeter array adjusts its radiation area and eventually becomes

Even the smallest SRS, the 3.1TL, delivers the kind of bass that will give you goosebumps. Each SRS model features an array of Polk's exclusive Trilaminate Polymer 6 1/2" midbass drivers that exemplify today's state-of-the-art loudspeaker technology. By combining three complementary materials, each with a specific beneficial property, a performance level is attained that is beyond the reach of conventional drivers that use simple paper or vacuum-formed plastic cones.

One of the laminates is very light, yet structurally strong. Another is extremely stiff with an unusually high speed of sonic wave transmission, and the other has a uniquely effective damping property that removes sonic coloration.

a single point source at the very highest of frequencies, eliminating high frequency interactions between multiple drivers.



Contributing to the deep, tight bass response of these drivers are the costly butyl rubber surrounds that offer more accurate cone movement.

Additionally, these surrounds will not deteriorate over time as do the foam surrounds found on many drivers. And, high temperature aluminum voice coils are used to assure long term reliability even with extended playing at maximum output.

These drivers are light and fast, providing superior transient response and detail. No other speaker system available today can boast the uncompromising technical superiority of these Polk designed and engineered drivers.

The 3.1TL features five active Trilaminate 6 1/2" drivers that are acoustically coupled to a 12" critically tuned bass radiator. In total, the low frequency driver system has a surface area of 178 square inches, more than enough to create an emotional, if not physical, reaction to the thunderous, yet clean, tight bass.

The SRS 2.3TL and 1.2TL, each with a bass



Fast, light Polk Trilaminate 6 1/2" Drivers, using the best of materials technology, provide superior transient response and detail.

included. Indeed, listening to either of these loudspeakers with Polk's "Bass Brace" or "Spiked Feet" in place, will prove to be a new, exhilarating experience.

An Engineering Breakthrough: The Remarkable SL 3000 Tweeter

Three years ago, Matthew Polk and his team of engineers set out to develop the world's finest 1-inch dome tweeter to be used in his flagship SRS speaker systems. The objectives of this design project were to:

- 1) Set a new standard for flat frequency response
- 2) Extend frequency response, free of peaks, to beyond 26 kHz
- 3) Increase power handling capacity
- 4) Maintain high efficiency.

Polk engineers, in conjunction with the Johns Hopkins University Center for Non-Destructive Testing, utilized Laser Interferometry to test a vast number of tweeter designs and materials in their search for high frequency perfection. This advanced

radiating area exceeding that of a 40" woofer, have the ability to produce powerful, deep bass with virtually no distortion. Indeed their low frequency reproduction may be unsurpassed in the history of loudspeaker design. While bass distortion is typically a function of the loudspeaker in any music system, the SRS 2.3TL and 1.2TL actually yield less distortion at 25 Hz than many audiophile quality tube amplifiers.

To enhance the full impact and dimension of Polk's low frequency performance, both the 2.3 TL and 1.2TL may be physically coupled to the listening room wall or floor with the appropriate hardware

application of laser technology allowed Polk to study digital holograms of tweeters in operation.

Exhaustive tests were conducted in developing a revolutionary dome which would produce perfect motion without the sonic degradation caused by standing waves. Ultimately, it was found that by vapor depositing stainless steel and aluminum on a polyamide surface,




The Polk SL 3000 Trilaminate Dome Tweeter sets new standards for bandwidth, flatness of response, phase linearity and power handling.

the new SL 3000 dome was stiff enough to push standing wave resonance to beyond audible range (20 kHz), yet light enough for high efficiency and superior transient response.

It was also discovered that standing waves created in conventional tweeters were the result of a "hinging" effect at the tiny surface where the voice coil meets the dome. The situation is analogous to your wrist cracking a whip. Your wrist, acting as a hinge, causes a standing wave to travel down the length of the whip.

Polk's solution to this problem was to develop a voice coil former pre-formed to follow the exact contour of the dome. This Polk high efficiency drive system provides a surface contact area 10 times that of a typical voice coil assembly. This rigid connection between the dome and voice coil former eliminates the "whip" action and resulting standing waves.

Polk also discovered that by using a rare Ultra Low Viscosity (ULV) Magnetic Fluid, nearly as thin as water, to cool the SL 3000's voice coil, the tweeter's efficiency, power handling capacity and transient response would be improved.



Ultimately, by vapor depositing stainless steel and aluminum to a polyamide surface, the benefits of both soft and hard domes were achieved.

2.3TL and the SRS 3.1TL benefit from this technology. "TL," in fact, stands for Tri-Laminate.

Amplifier Compatibility and Bi-Amp Capability

Each of the SRS Loudspeakers is quite efficient and presents an "easy load" for almost all available receivers and amplifiers. It is recommended that a high quality amplifier or receiver of at least 50 watts per channel be used for the best performance. If you are using separate mono amplifiers without a common ground, Polk's AI-1 interface is available for proper connection.

For even greater dynamic range and lower distortion, the SRS loudspeakers may be connected for Bi-Amplification using the two sets of inputs provided on each loudspeaker. No electronic crossover is necessary. By permitting different amplifiers to reproduce the high and low frequencies separately, the SRS loudspeakers achieve their greatest sonic potential.

Yes, Everything You Hear Is True

Listen to what the critics say: "Mindboggling... astounding...flabbergasting." Listen to what other

After developing this innovative new driver, further research and careful listening tests concluded that Polk's original goals were achieved. In addition, it was discovered that there was an audible improvement at frequencies below those produced by the SL 3000. It was concluded that unwanted high frequency peaks actually mask and deteriorate midrange detail. Eliminating these peaks audibly enhanced midrange reproduction.

The pure, high end performance of the SL 3000 thereby makes a significant contribution to the overall sound of the SRS loudspeakers. Each of the new SRS loudspeakers, the SRS 1.2TL, the SRS

Polk owners say: "I've never heard anything like it... It's a whole new world..."

But no number of written accolades will prepare you for the experience of listening to the SRS loudspeakers at your authorized Polk Audio dealer. Because everything you hear is true.

You will hear the next generation of loudspeakers.

polk audio

The Speaker Specialist[®]

5601 Metro Drive, Baltimore, MD 21215 (301) 358-3600



SRS 1.2TL

Driver Complement

Four 1" (25 mm) SL 3000 trilaminate dome tweeters

Eight 6½" (166 mm) drivers

One 15" (381 mm) sub bass radiator

Size (Inches)

63½ H × 21¼ W × 13¼ D
(159 cm × 55 cm × 33 cm)

Overall Frequency Response

10 Hz-26 kHz
- 3dB Limits

27 Hz-25 kHz

Recommended Amplification

50-1000 watts/channel

Impedance

Compatible with 8 ohm outputs

Efficiency

91 dB

Shipping Weight

185 lbs./cabinet (82 kg.)



SRS 2.3TL

Driver Complement

Three 1" (25 mm) SL 3000 trilaminate dome tweeters

Six 6½" (166 mm) drivers

One 15" (381 mm) sub bass radiator

Size (Inches)

55 H × 20¾ W × 13¼ D
(138 cm H × 52 cm W × 33 cm D)

Overall Frequency Response

12 Hz-26 kHz
- 3dB Limits

30 Hz-25 kHz

Recommended Amplification

50-750 watts/channel

Impedance

Compatible with 8 ohm outputs

Efficiency

90 dB

Shipping Weight

141 lbs./cabinet (70 kg.)



SRS 3.1TL

Driver Complement

One 1" (25 mm) SL 3000 trilaminate dome tweeter

Five 6½" (166 mm) drivers

One 12" (305 mm) sub bass radiator

Size (Inches)

48 H × 15¼ W × 13¼ D
(122 cm H × 40 cm W × 34 cm D)

Overall Frequency Response

15 Hz-26 kHz
- 3dB Limits

32 Hz-25 kHz

Recommended Amplification

50-500 watts/channel

Impedance

Compatible with 8 ohm outputs

Efficiency

90 dB

Shipping Weight

101 lbs./cabinet (46 kg.)


For Dealer Location



Call 1-800-992-2520



Sound that astonishes the ear...



Today's Generation Of Music Lovers

Years ago, it didn't matter what speakers looked like as long as they sounded good. Admittedly, some of the best sounding speakers did not always blend perfectly into everyone's decor.

Today, those of us who consider music an important part of our life and who demand the highest performance possible from our stereo components prefer that our loudspeakers reflect our lifestyle by complementing our taste in home furnishings.

The new RTA 15TL, representing over 18 years of Polk's research and development, is already setting new standards of sonic excellence. And its elegant cabinet is a beautiful visual addition to any environment or listening room.



By using a rare ULV Magnetic Fluid to cool a tweeter's voice coil, both performance and reliability are vastly increased.

Low Viscosity Magnetic Fluid, nearly as thin as water, to cool the SL 3000's voice coil, power handling capacity would increase. Indeed, the SL 3000 tweeter can significantly exceed normal listening levels without loss of performance or reliability.

The Clear Imaging of Polk's Line Source Array


By arranging its four 6 1/2" drivers in a vertical line source along with the SL 3000 tweeter, superior imaging and midrange purity is achieved. This line source technology is the same advanced principal used in Polk's flagship "Signature Reference Series."

By clearly focusing midrange frequencies and avoiding floor and ceiling reflections, Polk's Line Source delivers a wide open, natural sound without tonal coloration. Consequently, the RTA 15TL performs superbly in a wide variety of room sizes and placements.

...from speakers that seduce the

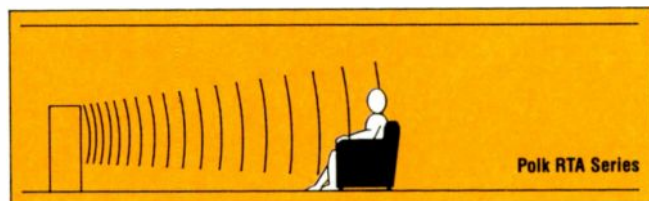
It All Begins With The Remarkable SL 3000 Trilaminare Tweeter

Working with the Johns Hopkins University Center for Non-Destructive Testing, Polk engineers utilized Laser Interferometry to test tweeter designs and materials. They found that ultimately, by vapor-depositing stainless steel and aluminum to a polyamide dome surface, an



extended, very flat frequency response, out to 26 kHz, was achieved.

Polk also discovered that by using a rare Ultra



Polk's Line Source Technology reduces floor and ceiling reflections by focusing the vertical dispersion of midrange frequencies.

Controlling Diffraction To Create A Lifelike Stage

The grille of the RTA 15TL has been specially designed to eliminate mid and high frequency diffraction and to actually enhance dispersion. In fact, the RTA 15TL sounds better with the grille on than off.

And to eliminate any possibility of phase anomalies and other colorations, Polk developed a unique "diffraction spoiler" which dramatically improves audible frequency response and imaging.

By controlling diffraction, "smearing" of the sonic image and "peaky" characteristics are eliminated.

Polk Bass: Deep, Powerful & Tight

Two independently tuned, 10 inch bass radiators, one facing front, one facing rear, deliver the impressive bass for which Polk is known. These two radiators move a significant amount of air and at the same time produce a more accurate reproduction of an instrument's timbre and transience than a single conventional woofer. This configuration provides the tight, well defined bass normally associated with small systems combined with the deep, powerful performance found in large systems.

eye.

Listen To The Next Generation Of Loudspeakers

The new RTA 15TL is both a sonic and aesthetic breakthrough. It is also priced to create a new standard in value. Ask for a demonstration at your authorized Polk dealer. You'll hear the detail, depth and excitement of a live performance.

You'll hear...and see... the next generation of loudspeakers.

polkaudio

The Speaker Specialist®

5601 Metro Drive, Baltimore, MD 21215 (301)358-3600



The RTA 15TL is available in natural oak, natural walnut and black oak wood veneer finishes.



RTA 15TL

Driver Complement

One 1 inch (25 mm) Polk SL3000 dome tweeter
 Four 6½ inch (165 mm) Polk trilaminate polymer
 bass-midrange drivers (6503)
 Two 10 inch (254 mm) sub-bass radiators,
 one high-resonance, one low-resonance

Size (Inches)

43 H (109.2 cm) × 12½ W (31.7 cm) × 15½ D
 (39.4 cm)

Overall Frequency Response

20 Hz-26 kHz
 – 3dB limits

35 Hz-25 kHz

Recommended Amplification

30-250 watts/channel

Impedance

Compatible with 8 ohm outputs

Efficiency

90 dB

Shipping Weight

77 lbs. (34.9 kg.)



RTA 11TL

Driver Complement

One 1 inch (25 mm) Polk SL3000 dome tweeter
 Two 6½ inch (165 mm) Polk trilaminate polymer
 bass-midrange drivers (6510)
 Two 8 inch (203 mm) sub-bass radiators,
 one high-resonance, one low-resonance

Size (Inches)

38 H (96.5 cm) × 10½ W (26.7 cm) × 14½ D
 (36.8 cm)

Overall Frequency Response

22 Hz-26 kHz
 – 3dB limits

36 Hz-25 kHz

Recommended Amplification

30-250 watts/channel

Impedance

Compatible with 8 ohm outputs

Efficiency

90 dB

Shipping Weight

58 lbs. (26.3 kg.)



RTA 8TL

Driver Complement

One 1 inch (25 mm) Polk SL2500 dome tweeter
 Two 6½ inch (165 mm) Polk trilaminate polymer
 bass-midrange drivers (6516)

Size (Inches)

32½ H (82.5 cm) × 9 W (22.9 cm) × 11½ D
 (29.2 cm)

Overall Frequency Response

30 Hz-25 kHz
 – 3dB limits

42 Hz-23 kHz

Recommended Amplification

20-250 watts/channel

Impedance

Compatible with 8 ohm outputs

Efficiency

89 dB


Shipping Weight

39 lbs. (17.7 kg.)


For Dealer Location



Call 1-800-992-2520



Our speakers sound expensive...




The Expensive Sound of the Affordable Monitor Series

In 1972, Polk Audio created a new standard for high performance and affordability with the introduction of its original Monitor 7 loudspeaker.

Audiogram Magazine said, "we were so impressed we could not believe the prices...they're a steal." Also referring to the Monitors, Musician Magazine said, "If you're shopping for stereo, our advice is not to buy speakers until you've heard the Polks."

Today, Polk Audio furthers this tradition of offering state-of-the-art sound at affordable prices with its new Monitor Series 2 Loudspeakers. Seven models, from the compact Monitor 4 to the awesome sounding Monitor 12, provide the music lover with a variety of sizes, power outputs and performance levels



The original Polk Monitor 7 that started a sound revolution in 1972.

- 3) reproduce transients that translate into crisp, lifelike clarity
- 4) deliver exceptionally deep, tight bass that could be felt as well as heard
- 5) attain a wide dispersion of high and mid frequencies for non-critical placement within the listening room
- 6) maintain high efficiency
- 7) be able to handle significant amounts of power
- 8) utilize the highest quality components for a long life of reliability.

These fundamental design objectives guided the team of Polk engineers in its evolutionary search for sonic perfection of the famed Monitor series. Only through the sophisticated research resources at Polk, were these objectives so decisively attained.

Polk's High Performance at High Frequencies

Featured in the Monitor 4.6, 5jr+, 5, 7, 10 and 12, the SL 2500 tweeter makes a major contribution to the improved performance of the Monitor Series 2. Sharing much of the technology of the incomparable

...until you hear their price.

that will match any sonic or physical requirement, each within a modest budget.

All of these affordable speakers have one thing in common—the unmistakable, exciting sound of Polk.

Polk's Eight Parameters of High Performance

Polk established eight clearly defined performance objectives for its new Monitor series. They would, in varying degrees,

- 1) achieve an open, boxless, three dimensional sound
- 2) produce a flat frequency response that would be pleasing even during extended listening

SL 3000 tweeter used in the Polk flagship SRS series, the SL 2500 is a highly refined, technically advanced driver.

The voice coil, wound around an aluminum voice coil former with nomex-core, is cooled by an exotic ULV (ultra-low viscosity)



The new, wide dispersion Polk SL 2500 Tweeter used in all but the smallest Monitor has phenomenal power handling capability for dramatic dynamic range and long term reliability.



magnetic fluid. This material, which has a viscosity close to that of water, enables the SL 2500 to play at power outputs far exceeding its rating without loss of performance or reliability. The resulting dynamic range is dramatic, indeed unique for speakers in this price range.

The compact Monitor 4 also features an all new tweeter, the SL 1500 hemispherical, 1" soft dome driver. It delivers superb definition and smooth extended response, all resulting from Polk's exhaustive testing and computer-aided design analysis.

The performance of all the Monitor Series 2 loudspeakers at high frequencies results in a sound

that is easy to listen to, hour after hour, without fatigue. And their extremely wide dispersion characteristics greatly reduce the need for critical placement within your listening room.

Better Bass Than Ever Before

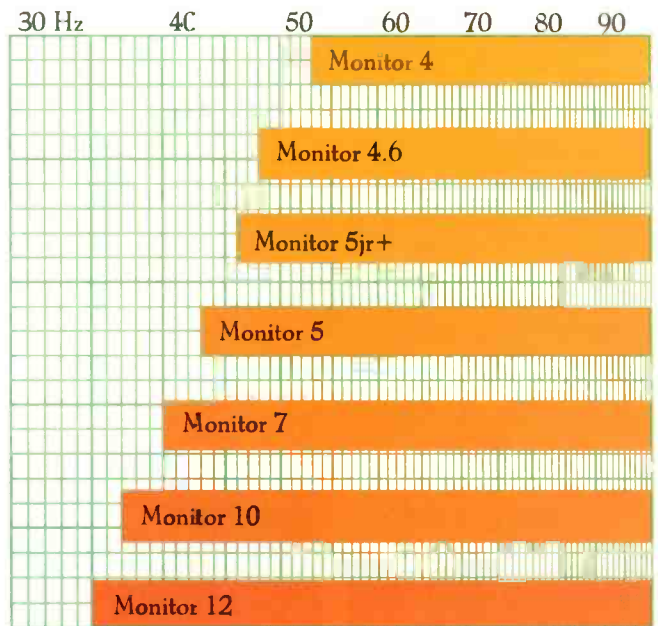
The Polk Monitors have always been recognized for their exciting bass performance. The Series 2 loudspeakers sound even better. Each low frequency system was redesigned to provide deeper, more realistic bass. The 4, 4.6 and 5jr+ have greater internal cabinet volumes that clearly make them the biggest sounding bookshelf speakers available.

Moving up to the Monitors 5, 7, 10 and 12, the bass gets deeper and fuller, each being more capable of filling larger rooms with bass energy that you can feel as well as hear.

There's a Polk Monitor That's Right For You

Polk offers seven Monitor Series 2 loudspeakers ranging in size, performance and price. All feature Polk's proprietary trilaminate polymer diaphragm midbass driver for excellent transient response and reduced midrange coloration. The Monitor 4 and 4.6 are ported designs to make the best use of their cabinet size for low frequency performance, while the larger Monitors feature sub-bass radiators for fast, tight bass response.

Starting with the Model 4, each subsequent Monitor Series 2 speaker gets larger, more efficient, handles more power, has greater dynamic range and delivers better bass response. Designed so that a small Monitor played in a small room will sound similar to a large Monitor in a large room, they are an excellent choice for multiple speaker systems throughout your home.



Low Frequency Limit at -3 dB for each Monitor shows increased bass performance as you move up in size.

Listen to the Next Generation of Monitors

Polk Audio started a sound revolution in the early 70s with its first Monitor 7 by offering state-of-the-art sound at a reasonable price. Today, after

The Polk difference is R&D.



Polk's high performance 6 1/2" midbass driver is used in each Monitor Series 2 Loudspeaker. Its proprietary trilaminate polymer diaphragm structure offers excellent transient response and near absence of midrange coloration.

nearly two decades of refinement, research and development, Polk has introduced an entirely new series...the Monitor Series 2.

You are invited to your nearest Polk Audio dealer for a demonstration of these remarkable new loudspeakers. You will hear the expensive sound of Polk...at very affordable prices.

You will hear the next generation of loudspeakers.

polk audio

The Speaker Specialist®

5601 Metro Drive, Baltimore, MD 21215 (301)358-3600



Monitor 12
Series 2

Driver Complement

One 1 inch (25 mm) dome tweeter (Polk SL 2500)
Four 6½ inch (165 mm) drivers
One 12 inch (305 mm) sub bass radiator

Size (Inches)

37¼ H (95.5 cm) × 15¼ W (40 cm) × 12 D (30.5 cm)

Overall Frequency Response

25 Hz-25 kHz
- 3dB Limits

35 Hz-23 kHz

Recommended Amplification

20-400 watts/channel

Impedance

Compatible with 8 ohm outputs

Efficiency

91 dB

Shipping Weight

60 lbs. (27 kg.)



Monitor 10
Series 2

Driver Complement

One 1 inch (25 mm) dome tweeter (Polk SL 2500)
Two 6½ inch (165 mm) drivers
One 10 inch (254 mm) sub bass radiator

Size (Inches)

28 H (71.1 cm) × 15 W (38.1 cm) × 12 D (30.5 cm)

Overall Frequency Response

25 Hz-25 kHz
- 3dB Limits

37 Hz-23 kHz

Recommended Amplification

20-250 watts/channel

Impedance

Compatible with 8 ohm outputs

Efficiency

89 dB

Shipping Weight

46 lbs. (20.7 kg.)



Monitor 7
Series 2

Driver Complement

One 1 inch (25 mm) dome tweeter (Polk SL 2500)
One 6½ inch (165 mm) driver
One 10 inch (254 mm) sub bass radiator

Size (Inches)

24 H (61 cm) × 13 W (33 cm) × 10 D (25.4 cm)

Overall Frequency Response

25 Hz-25 kHz
- 3dB Limits

40 Hz-23 kHz

Recommended Amplification

20-150 watts/channel

Impedance


Compatible with 8 ohm outputs

Efficiency

89 dB

Shipping Weight

33 lbs. (14.9 kg.)



Monitor 5
Series 2

Driver Complement

One 1 inch (25 mm) dome tweeter
(Polk SL 2500)

One 6½ inch (165 mm) driver

One 8 inch (203 mm) sub bass
radiator

Size (Inches)

22 H (55.9 cm) × 10 W (25.4 cm)
× 10 D (25.4 cm)

Overall Frequency Response

30 Hz-25 kHz

- 3dB Limits

43 Hz-23 kHz

Recommended Amplification

20-125 watts/channel

Impedance

Compatible with 8 ohm outputs

Efficiency

90 dB

Shipping Weight

48 lbs./pair (21.6 kg./pair)



Monitor 5jr +
Series 2

Driver Complement

One 1 inch (25 mm) dome tweeter
(Polk SL 2500)

One 6½ inch (165 mm) driver

One 6½ inch (165 mm) sub bass
radiator

Size (Inches)

19½ H (49.5 cm) × 9 W (22.9 cm)
× 10 D (25.4 cm)

Overall Frequency Response

30 Hz-25 kHz

- 3dB Limits

46 Hz-23 kHz

Recommended Amplification

20-125 watts/channel

Impedance

Compatible with 8 ohm outputs

Efficiency

90 dB

Shipping Weight

40 lbs./pair (18 kg./pair)



Monitor 4.6
Series 2

Driver Complement

One 1 inch (25 mm) dome tweeter
(Polk SL 2500)

One 6½ inch (165 mm) driver

Size (Inches)

17 H (43.2 cm) × 8½ W (21.6 cm)
× 10 D (25.4 cm)

Overall Frequency Response

30 Hz-25 kHz

- 3dB Limits

48 Hz-23 kHz

Recommended Amplification

20-100 watts/channel

Impedance

Compatible with 8 ohm outputs

Efficiency

90 dB

Shipping Weight

34 lbs./pair (14.3 kg.)



Monitor 4
Series 2

Driver Complement

One 1 inch (25 mm) dome tweeter
(Polk SL 1500)

One 6½ inch (165 mm) driver

Size (Inches)

14¼ H (36.8 cm) × 8½ W
(21.6 cm) × 7½ D (19.2 cm)

Overall Frequency Response

35 Hz-24 kHz

- 3dB Limits

53 Hz-20 kHz

Recommended Amplification

20-100 watts/channel

Impedance

Compatible with 8 ohm outputs

Efficiency

91 dB

Shipping Weight

24 lbs./pair (10.8 kg./pair)

For Dealer Location



Call 1-800-992-2520



polk audio

polk audio

Sound as big as life...

Listening in the 90's

Today people have become more and more space conscious. Many apartment dwellers don't want to give up valuable floor space for large speaker systems. Others who are planning a surround sound or home theatre system simply don't have the room for more speakers in their listening rooms or hesitate to commit the floor or wall space to a good sounding pair of speakers.

Until now, serious music lovers have had little, if anything, to choose from that would produce a large, bigger-than-life sound in a small, compact size. Systems that fit one's space requirements have been woefully disappointing in sound quality.


The RM 3000 Three Piece System

Polk's engineers had determined long ago that there were indeed certain technical advantages in

sonic performance.

The small satellites can be located on shelves, mounted on a wall or placed on their own floor stands. They are very attractive and yet small enough to be hidden from view if desired.

The RM 3000 subwoofer is also small enough to sit behind your furniture and can be used on its side to fit into tight spaces. And since it is beautifully finished, it can be used as a piece of furniture.



The RM 3000's satellites measure 7"H x 4 1/4"W x 5 3/8"D and are available in black matrix, gloss black piano or paintable white. The subwoofer is 12 1/2"H x 20"W x 12 1/2"D and is available with black wood grain sides and a black, mar-resistant top.

The Legendary Sound of Polk

In the tradition of Polk Audio, Matthew Polk and his team of engineers were determined to make the RM 3000 sound better than any other speaker of its type.

Initial reactions have been filled with superlatives including Julian Hirsch of *Stereo Review* magazine who says, "...they sound excellent...spectral balance was excellent—smooth and seamless."

...from speakers small enough

small speaker systems. Both high and mid frequencies could be faithfully reproduced with superior transient response and dispersion characteristics, and the convenient, more flexible placement of small enclosures within the listening area could create an ideal sound stage. Unfortunately, reproducing the life-like, full body of the lower frequencies could not be achieved in a truly compact enclosure.

Polk's RM 3000 replaces the traditional pair of speakers with three elements, two compact midrange/tweeter satellites and one low frequency subwoofer system. This configuration makes it easy to properly and inconspicuously place the system within your listening room while offering superior

Behind all these accolades is an impressive technical story.

The Technical Side

The big sound of the RM 3000 is due, in part, to the unique arrangement of the tweeter and midrange elements. This "time aligned system" delivers the high and mid frequencies at precisely the same instant. The result is a clear, lifelike and expansive presentation.

The cabinet materials selected for the satellites are over four times as dense as typical enclosures. The black matrix finish is a non-resonant polymer aggregate (FOUNTAINHEAD®). The gloss black piano and paintable white finishes are rigid ABS

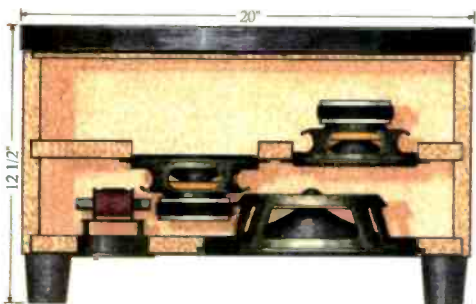


Polk's RM 3000 Clear Face Speaker System easily fits in to your home decor.

to live with.

surrounding a mineral filled polypropylene inner cabinet. Polk engineers have all but eliminated any "singing" or resonating of the satellite enclosure. You hear the effortless, free sound of a much larger system.

Most subwoofer systems look alike on the outside, but the Polk is worlds apart on the inside. Utilizing twin 6 1/2" drivers coupled to a 10 inch sub-bass



For deep, well defined bass, Polk uses twin drivers coupled to a sub-bass radiator. Normally, one subwoofer system is used for both channels. For those desiring even greater low frequency performance, a second subwoofer can be added, one fed by the left channel, the other by the right channel.

radiator, the bass is tight and well defined. There is no tuned port to create "whistling" or "boominess" of the bass frequencies.

You Have To Hear It To Believe It

You really won't believe how good the RM 3000 sounds until you hear it. We invite you to your nearest authorized Polk dealer for a demonstration. You'll hear sound as big as life...from a speaker you can live with.

You'll hear the next generation of loudspeakers.

polk audio

The Speaker Specialist®

5601 Metro Drive, Baltimore, MD 21215 (301)358-3600



RM 3000

Driver Complement

Satellite

One 3½ inch (89 mm) driver

One ¾ inch (19 mm) tweeter

Subwoofer

Two 6½ inch (166 mm) drivers

One 10 inch (255 mm) sub-bass radiators

Size (Inches)

Satellite

7 H × 4¾ W × 5½ D

(18 cm H × 11 cm W × 14 cm D)

Subwoofer

12½ H × 20¼ W × 13 D

(32 cm H × 52 cm W × 33 cm D)

Overall Frequency Response of System

25 Hz-20.5 kHz

- 3dB Limits

42 Hz-18 kHz

Recommended Amplification

10-125 watts/channel

Impedance

Compatible with 8 ohm outputs

Efficiency

88 dB

Shipping Weight

46 lbs. total (21 kg.)



Available cabinet finishes: paintable white, gloss piano black, and black matrix.



PS 3000



WB 3000

The PS 3000, Polkstand 3000, is 40" high, the base measuring 11" wide by 12" deep. The PS 3000 is available in a satin black finish.

The WB 3000, Wall Bracket 3000, measures 4½" high and rotates to any angle to provide numerous placement options, including wall and ceiling mounts. The brackets are available in white and satin black finishes.


For Dealer Location



Call 1-800-992-2520



Sound so big you can feel it...



Today's New World of Home Entertainment

In just the past couple of years, there has been a remarkable number of new products that have heightened the quality and widened the variety of home entertainment. The development of the compact disc has led to a significant improvement in overall sound quality and convenience to the music lover. Amplifiers have become more powerful and pure. And, of course, Polk Audio has been setting new standards for loudspeaker performance with a wide range of innovative products.

Recently, bringing video and audio together as a total entertainment concept has become an exciting reality. Surround sound systems and sophisticated home theater systems rival the experience of a live concert or a night out at the movies.

High quality music systems and now in many cases video systems are becoming an important part of one's home environment. More and more people are installing sound systems throughout several rooms in their homes, in some cases creating one centralized entertainment room from which other rooms are supplied with music.



...from speakers you can barely

To take full advantage of all these entertaining offerings, an entirely new kind of high performance loudspeaker system was developed by Polk Audio.

The Legendary Sound of Polk Can Now Be Heard, Not Seen.



The AB 900 subwoofer can be mounted almost invisibly in new or existing construction. Only the small (3 1/4"W x 4 1/4"H) decorative grille is seen.

Polk Audio has introduced a new generation of loudspeakers. Loudspeakers that, as always, live up to Polk's reputation for sounding remarkably like a live performance. But this new generation of loudspeakers is

designed to be heard, not seen.

Polk's new Architectural Reference Built-In Loudspeakers (AB Series), delivers superior sonic performance without intruding on your living space. Designed to be built-in to your walls and, if desired, painted to match or complement any color of your decor, the AB Series is the perfect solution to delivering high quality sound throughout your home.

The Speakers May Be Hidden, But You'll Recognize the Sound as Pure Polk.


Polk engineers set out to create a series of loudspeakers that, while hidden from view, would reproduce a dramatic sound stage with the energy and depth of concert hall realism.

Even in the most basic of systems, the AB Series provides quality bass reproduction. By choosing models with additional midbass drivers or by adding one or more subwoofer systems, one can achieve a truly remarkable sound that dramatically recreates the excitement of a live performance.

Ask Your Polk Dealer/Installer for More Details

Polk's Architectural Reference Built-In Loudspeakers have been designed for easy installation into existing structures as well as new construction. Many Polk dealers have created home environment listening areas to demonstrate the superior sound of the AB Series. Ask to listen to these remarkable new loudspeakers.

You'll hear but
may not see... the
next generation of
loudspeakers.



The AB 700 requires a 9 3/4" H x 6 1/4" W x 3" D cutout. The AB 800, with two midbass drivers, requires a 15 1/2" H x 6 1/4" W x 3" D cutout.

Polk's AB 700 Speaker System, built into this listening area, delivers astonishing realism without physically intruding on the living space.

see.

For each AB system, ambitious performance goals were achieved. The open, 3-dimensional sound that has become a hallmark of Polk is recognized instantly, even in the smallest of systems. Nearly perfect high-frequency dispersion makes speaker placement less critical, and a flat frequency response provides endless listening without psychoacoustic fatigue.

Polk's superior components, including midbass drivers featuring trilaminate polymer diaphragms and hemispherical soft dome tweeters, set the AB systems apart from any other built-in speakers currently available. In the tradition of Polk Audio, each driver benefits from extensive research and development using the most sophisticated computer testing programs. As always only the finest grade components and materials are used to insure long term, trouble free operation.

polkaudio

The Speaker Specialist®

5601 Metro Drive, Baltimore, MD 21215 (301)358-3600

STEREO BUYERS' GUIDE

36
CD Components

62
Tape Decks

73
Tuners

78
Turntables

82
Cartridges
& Tonearms

88
Receivers

97
Integrated
Amplifiers

102
Power
Amplifiers

125
Preamplifiers

137
Signal
Processors

144
Speakers

226
Headphones

232
Cables
& Connectors

241
Blank Tape

243
Directory of
Manufacturers

251
Audio
Glossary



CD • COMPONENTS

ACOUSTIC RESEARCH

CD-07 CD Player

1-bit D/A converters. Includes AR RC-05 wireless remote. FR 20-20,000 Hz ± 0.5 dB; THD 0.005%; S/N 100 dB; ch sep 100 dB. 17 x 3 1/2 x 13 in, 13.2 lb \$499

ADCOM

GCD-575 CD Player

4x oversampling, dual 16-bit D/A converters. Selectable analog frequency/phase-contouring circuitry; fixed and variable outputs; 3-beam laser. Plays 3-in CD's; programs up to 24 tracks in any sequence; repeats disc, track, program, or any selected sequence or phrase; audible fast scan and fast forward. Displays total tracks up to 20. Timer display. Remote control. FR 5-20,000 Hz $+0.1$, -0.5 dB; S/N 105 dB; THD 0.0025%; ch sep 95 dB; IM 0.00018%; 17 x 3 1/2 x 11 1/4 in; 12 lb; black \$600
GCD-575. White front panel \$650

AIWA

CD Players

XC-005 CD Player

8x oversampling, dual 18-bit D/A converters. Features optical/coaxial digital outputs; 3-beam laser; auto blank system. 2-way peak search for recording; disc-file memory; 30-track programming; auto/manual 2-way program edit; 3-way repeat; program time counter; 20-selection music calendar; 3-in CD compatibility; index search and timer standby; random; repeat; headphone jack with level control. Includes wireless remote control. FR 4-20,000 Hz ± 0.3 dB; THD 0.0025% at 1,000 Hz; S/N 110 dB. 17 x 4 1/2 x 13 1/4 in; 11.5 lb \$550

XC-004 CD Player

4x oversampling, 18-bit dual D/A converters. Features linear bit-shift system; 3-beam laser; auto blank system. 20-track programming; 20-selection music calendar; peak search; manual program edit; 3-way repeat; program time counter; 3-in CD compatibility; index search and timer standby; random; repeat; headphone jack with level control. Includes wireless remote control. FR 20-20,000 Hz ± 0.5 dB; THD 0.004% at 1,000 Hz; S/N 105 dB; ch sep 90 dB at 1,000 Hz. 17 x 4 1/2 x 13 1/4 in; 10.6 lb \$440

XC-002 CD Player

4x oversampling. Features 3-beam laser; auto blank system. Peak search; manual program edit; 20-track programming; 20-selection music calendar; 3-way repeat; 3-in-CD compatibility; index-search and timer-standby mechanism; random; repeat; headphone jack. Includes wireless remote control. FR 20-20,000 Hz ± 0.5 dB; THD 0.004% at 1,000 Hz; S/N 100 dB; ch sep 90 dB at 1,000 Hz. 17 x 4 1/2 x 13 1/4 in; 10.4 lb \$300

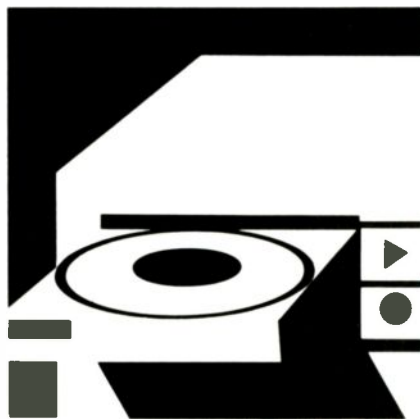
CD Changers

XC-M800 5-Disc CD Changer

8x oversampling, dual 18-bit D/A converters, 5-disc carousel. Features optical digital output. 32-track programming; 3-in-CD compatibility; 3-way repeat; continuous playback; random play; 10-key music selection and 5-key disc selection; headphone jack with level control. Includes wireless remote control. FR 2-20,000 Hz ± 1.5 dB; THD 0.005%; S/N 100 dB; ch sep 95 dB. 17 x 4 x 14 1/4 in; 12.1 lb \$420

XC-M600 5-Disc CD Changer

4x oversampling, dual D/A converters, 5-disc



carousel. Features 32-track programming; 3-in-CD compatibility; 3-way repeat; continuous playback; random play; 10-key music selection and 5-key disc selection. Includes wireless remote control. FR 2-20,000 Hz ± 1.5 dB; THD 0.04%; S/N 90 dB. 17 x 4 x 14 1/4 in \$330

Portable CD Systems

CA-DW8 Portable CD System

Dual cassette deck, digital-synthesis tuner, 4-band EQ, detachable 5-in speakers, 4-in active subwoofer. Features 16-track programming; 3-in CD compatibility; CD-out terminals. 3.2 W/ch min rms into 4 ohms from 200-10,000 Hz with $<10\%$ THD. Subwoofer: 10 W min rms into 4 ohms from 40-200 Hz $<10\%$ THD. 26 1/4 x 7 1/2 x 11 1/4 in; 17.6 lb \$440
CA-DW6. As above, fewer non-CD features \$440

CSD-XW505 Portable CD System

Dual cassette deck, digital-synthesis tuner, 4-in speakers. Features 20-track programming/music calendar; 3-in-CD compatibility; synchro CD-to-tape dubbing; Amplifier: 5.4 W/ch min rms into 6 ohms from 200-10,000 Hz with $<10\%$ THD. 25 1/4 x 7 x 10 1/2 in; 15 lb \$370

CSD-SR3 Portable CD System

Dual cassette deck, quartz-synthesis tuner with 24 station presets. Features 20-track random programming; 3-in CD and metal tape compatibility; synchro CD-to-tape/tape-to-tape dubbing in normal/high speed; clock with timer function. Output 5 W/ch. 11 lb \$310
CSD-SR1. Similar to above, single cassette recorder; CD-to-tape dubbing only; auto loudness; metal-tape compatibility (playback only). Power output 4 W/ch. 7 lb \$260

CSD-XW305 Portable CD System

Dual cassette deck, digital-synthesis tuner, 4-in speakers. Features 16-track programming; 3-in-CD compatibility; synchro CD-to-tape dubbing. Amp: 2.4 W/ch min rms into 16 ohms. 25 1/4 x 7 x 8 1/2 in; 11 lb \$302

The listings are based on data provided by the manufacturers. For more product information, contact an authorized dealer or the manufacturer directly. Manufacturers' addresses and phone numbers are listed in the directory beginning on page 243.

CSD-XL205 Portable CD System

Cassette deck, digital-synthesis tuner, 4-in speakers. Features 16-track programming; 3-in CD compatibility; synchro CD-to-tape dubbing. Amp: 2.1 W/ch min rms into 5 ohms from 200-10,000 Hz with $<10\%$ THD. 23 x 6 1/4 x 7 1/2 in; 8.4 lb \$250
CSD-XL202. As above, fewer non-CD features. 7.9 lb \$250

ANODYNE GROUP

ADAPT D/A Converter

Hybrid digital audio processor with vacuum-tube output. 8x oversampling, 18-bit D/A converter. Discrete bipolar Class A current to voltage circuits; 6DJ8 push-pull cathode followers in final filter and output drive; phase-inversion switch; muting for digital and analog circuits; 2.7-V output level; one coax digital input; auto selection of 32, 44.1, and 48k sampling frequency; fixed and variable line outputs; FR 4-20,000 ± 0.3 dB; S/N 112 dB; THD 0.03%; 17 1/2 x 3 1/4 x 12 in; 26 lb \$2,495
FET-ADAPT. As above, but with high-current J-FET instead of vacuum tubes in final stages; fixed outputs; 2.7-V output level \$1,895

ARAGON BY MONDIAL DESIGNS

D2A D/A Converter MK II

18-bit D/A converter with 2 Class A analog circuit boards 11 separate DC power supplies; removable IC's. Frequency response 2-20,000 Hz ± 0.3 dB; total harmonic distortion 0.009%; signal-to-noise ratio 110 dB \$1,350

ARCAM

Delta 170 CD Transport

For use with outboard D/A converter. Features fully floating die-cast single-beam laser mechanism mounted on damped sandwich construction aluminum chassis; 64K adaptive error correction; master oscillator with dedicated transformer and power supply is optically isolated from servo and microprocessor circuitry. Includes multifunction remote \$1,300

Delta 70.2 CD Player

4x oversampling, dual 16-bit D/A converters. Features 20-track programming; 3-speed search; track skip; direct/variable audio outputs; headphone output; digital output. FR 10-20,000 Hz ± 0.1 dB; S/N 105 dB; dynamic range 96 dB; remote control. Black. 17 x 3 1/2 x 10 1/4 in; 14 lb \$1,300

Alpha CD Player

4x oversampling, dual 16-bit D/A converters. Features 3-speed search; track skip; 20-track programming. FR 20-20,000 Hz ± 0.1 dB; S/N 101 dB; dynamic range 96 dB. Black. 34 x 17 x 11 1/2 in; 8.14 lb \$849

Black Box 3 D/A Converter

4x oversampling; 1-bit dual D/A converters; twin power transformers for digital and analog sections; digital input polarity; absolute phase selector; auto switch for CD or DAT decoding. 16 1/2 x 2 1/2 x 10 1/4 in; 11 lb \$800

ARISTON ACOUSTICS BY EUROSOUND

Ariston CD Player

4x oversampling, 6-bit dual D/A converters. Swinging-arm laser scanning assembly. Remote control; track replay/skip; gold-plated outputs; digital and analog outputs; headphone

CD • COMPONENTS

output; 3-in CD compatibility. FR 2-20,000 Hz; S/N >100 dB; THD <0.0025%. 12¼ x 3¼ x 11¼ in. \$799

AUDIO BY VAN ALSTINE

FET-Valve CD Player

4x oversampling; dual 16-bit D/A converters. Features Class A hybrid vacuum tube/MOSFET driver circuits; toroidal power transformer; regulated power supply; exact-channel phase-gain tracking. Drawer loading; 20-track programming; repeat; shuffle play; time and track display; 3-speed music search with cueing; 3-in CD compatible; index selection and direct track access from remote control. 16½ x 4¼ x 11¼ in; 12 lb \$1,195

Omega CD Player

4x oversampling; dual 16-bit D/A converters. Features custom hybrid output stages and film coupling capacitors; filter drivers with 200 V/μs slew rate; exact channel phase-gain tracking. Drawer loading; 20-track programming; repeat; shuffle play; time/track display; 3-speed music search with cueing; 3-in CD compatible; index selection and direct track access from remote control. 16½ x 4¼ x 11¼ in; 9 lb \$495

Delta CD Player

4x oversampling; dual 16-bit D/A converters. Features fast (30 V/μs) integrated-circuit audio stages and film-coupling capacitors; exact channel phase-gain tracking. Drawer loading; 20-track programming; repeat; shuffle play; time/track display; 3-speed music search with cueing; 3-in CD compatible; index selection and direct track access from remote control. 16½ x 4¼ x 11¼ in; 9 lb \$295

AUDIO RESEARCH

DACI-20 D/A Converter

20-bit architecture with 8x oversampling. Features 3 separate power transformers for digital input and filtering stages, digital converter, and analog output stage; discrete circuitry, J-FET for input and MOSFET at output; decoupled electrolytic capacitor circuit said to lower distortion; AC line filter at input. Frequency response 0.01-20,000 Hz; signal-to-noise ratio 100 dB; sep 100 dB at 1,000 Hz; phase linearity 0.5°; S/N 94 dB. 19 x 5¼ x 10¼ in, 12 lb \$3,495

DACI-18. Similar to above, 18-bit D/A converter. \$2,995

BANG & OLUFSEN

Beocenter 9500 CD System

Programmable remote-controlled system featuring CD player, cassette deck, AM/FM receiver with sensi-touch glass panels and large illuminated displays. CD player: 4x oversampling; dual 16-bit D/A converters; track search; programming facilities; 3-in CD compatible. Cassette deck: automatic Dolby B, C, NR; Dolby HX Pro; autoreverse; auto-track search; auto rec level. Frequency-synthesis tuner: 20 station presets. General: line-in/out connectors. System is compatible with Beolink 7000 A/V system controller. Includes Beolink 1000 wireless remote control. CD: FR 3-20,000 Hz ± 0.3 dB; S/N >100 dBA. Cassette deck: w/F <0.09% wrms; FR 30-18,000 Hz ± 3 dB (chrome); Dolby B >65 dB, Dolby C >74 dB (chrome). Amp: 30 W/ch cont rms into 8 ohms with <0.1% THD. FM section: 50-dB quieting sens 40 dBf (stereo); cap ratio 1.7 dB; adj-ch sel 10 dB; alt-ch sel 70 dB; AM rej 57 dB; ch sep 45 dB (stereo). Polished aluminum/glossy black. 30 x 4½ x 13½ in; 31 lb \$3,500

Continuous Music Module CD Changer

4x oversampling, dual 16-bit D/A converters, 10-disc magazine. Features random play; repeat play. Designed for integration into single or multiroom configurations. Remote control compatible with Beomaster 6500 receiver. FR 20-20,000 Hz ± 1.5 dB; THD <0.08%; dynamic range 96 dB; ch sep >75 dB at 1,000 Hz. 11¼ x 3¾ x 7¼ in; 13 lb \$1,250

Beogram 6500 CD Player

4x oversampling, dual 16-bit D/A converters. Integrates into Beosystem 6500. Features range of programming capabilities; 3-in-CD compatible. Displays: track time, elapsed playing time, remaining time, track index and number. FR 3-20,000 Hz ± 0.3 dB; S/N > 110 dBA; THD < 0.0025% at 0 dB; ch sep > 101 dB. Polished aluminum with black or white glossy. 16½ x 3 x 12¼ in; 14.1 lb \$1,250

Beogram 4500 CD Player

16-bit oversampling, dual D/A converters. Integrates with Beosystem 4500. Bessel elliptical analog filter; separate power supplies for digital and analog sections. Skip forward/back; direct access by track number; 3-in CD compatible. FR 3-20,000 Hz ± 0.3 dB; S/N 110 dBA; THD 0.0025%; ch sep >101 dB; dynamic range >96 dB. Black and silver finish. 16½ x 3 x 12¼ in; 10 lb \$900

CALIFORNIA AUDIO LABS

Aria mk III CD Player

8x oversampling and 18-bit hand-trimmed D/A converters with hybrid analog output stage; laser pickup with precision-ground optical lenses; 6DJ8 vacuum tubes, FET, and bipolar transistor in analog stage; sprung suspension transport; star grounding; separate power transformers for electromechanical, analog, and digital circuitry; 22 separate regulated local power supplies. 28-function remote. FR 10-20,000 Hz +0, -1.8 dB; S/N 98 dBA at 1,000 Hz; THD 0.005% \$2,395

Genesis CD Player

32x oversampling with 1-bit MASH D/A converters. Discrete FET analog stages with balance output; optical digital output; computer-grade plug-in module contains all digital electronics \$1,995

Tercet mk IV CD Player

8x oversampling and 20-bit hand-trimmed D/A converters; DC coupled output stage; 23 separate regulated power supplies; FET input; 24-bit digital filter; custom clock module; EMI filter. 28-function remote; plug-in digital output for coaxial or optical applications. FR 5-22,000 +0, -0.5 dB; dynamic range 106 dB; S/N 103 dB; THD 0.01% at 1,000 Hz; ch sep 91 dB \$1,450

Icon mk II CD Player

8x oversampling and 18-bit hand-trimmed D/A

converters. 5 separate regulated power supplies; 24-bit digital filter; FET input; custom clock module; EMI filter. 28-function remote; plug-in digital output for coaxial or optical applications. FR 5-22,000 +0, -0.5 dB; dynamic range 105 dB; S/N 95 dB; THD 0.005% at 1,000 Hz; ch sep 91 dB \$795

CAMBRIDGE AUDIO

The following products are distributed by Weltronics.

CD3 CD Player

Eight 16-bit D/A converters, 16x oversampling digital filter. Utilizes CDM1/mk2 fully suspended, die-cast aluminum chassis and transport mechanism; toroidal transformer; discrete power supplies for digital and analog stages; no analog filtering stage; optical and digital output. 20-track programming; 3-speed search; track and index point selection; wireless remote control. Dynamic range 96 dB; S/N >100 dB; channel separation >100 dB; total harmonic distortion 0.0025% at 1,000 Hz. \$1,700

CARRERA

CD-3400R 6-Disc CD Changer

4x oversampling, 16-bit dual D/A converters, 6-disc capacity. Features fixed line outputs; headphone jack; display showing elapsed time for disc and track. 32-track programming; repeat disc, track, and program. FR 20-20,000 Hz ± 0.5 dB; THD 0.009%; S/N 96 dB. 13 lb ... \$250

CD-3300R CD Player

16-bit dual D/A converters. Features remote control; music calendar; direct keyed access, 3-in-CD compatible; shuffle play. FR 20-20,000 Hz; S/N 100 dB; THD <0.0004%. 17 x 3¼ x 12; 9.9 lb \$200

CARVER

TLM-3600 10-Disc CD Changer


8x oversampling, dual 18-bit D/A converters, 10-disc magazine. Features sound-enhancement EQ circuitry; 32-track random programming; intro scan; random play; search, repeat, skip, scan functions; remote control. FR 5-20,000 Hz ± 0.2 dB; THD 0.005%; S/N 110 dB A-weighted. 19 x 4¼ x 13¼ in \$700

MD/V-500 Combi-Player

Plays 3-, 5-in CD's; 5-in CDV's; 8, 12-in video-discs. 8x oversampling, dual 18-bit D/A converters; PCM for audio; direct digital output. 16 programmable video chapters or CD tracks; multispeed scan, skip search, freeze, and frame-by-frame; on-screen display; multifunction remote. 19 x 3½ x 10¼ in, 8 lb \$700

SD/A-490t CD Player

1-bit D/A converter. Features sound-enhancement EQ circuitry; analog tube output stage; optical, coaxial digital outputs. 21-button re-



Carver SD/A-490t

CD • COMPONENTS

mote control with motorized volume; 24-track and index programming; random shuffle play; 4-way repeat, variable length (2-10 sec); auto fade; A/B-side time edit. 19 x 3½ x 1¼ in; 9 lb \$700
SD/A-450. Similar to above, without analog tube output stage; 10-button remote control with volume. 8.5 lb \$520

SD/A-350 5-Disc CD Changer

1-bit D/A converter, 5-disc carousel. Features sound-enhancement EQ circuitry. Remote control; random access/play; calendar display. 19 x 5¼ x 16 in. \$400

MD/A-420 CD Player

8x oversampling, dual 18-bit D/A converter. Coaxial digital outputs; low-phase-shift filter; front-panel headphone jack. 10-button remote control; 20-track and index programming; 3-way repeat; search, skip, and scan functions. 19 x 3½ x 10¾ in; 8 lb \$300

CARY AUDIO DESIGN

CAD 855 Tube CD Player

4x oversampling, 16-bit D/A converter. Tube analog output stage; analog and digital output filters; fixed line outputs; coaxial digital output. Remote control; 20-track programming; repeat track/disc; track-start elapsed-time display. FR 20-20,000 Hz ± 0.5 dB; S/N 100 dB. 17¼ x 3¼ x 12 in; 19 lb \$995

CASIO

CD-1050 Portable CD System

Includes CD player with 16-track programming; PLL tuner with 12 AM/FM presets; double cassette deck with autoreverse in play-only deck; 4 detachable, 2-way speakers; 4-band graphic EQ; mic mixing; multifunction remote control \$370

CD-950-1 Portable CD System

Includes horizontal top-load CD player; AM/FM tuner; double cassette deck with autoreverse; 4 detachable, 2-way speakers; 5-band graphic EQ. CD functions: programming capability; repeat, search, skip, and pause. Power output 3.5 W/ch. 25½ x 9½ x 9½ in. 15.25 lb \$340

CD-980 Portable CD System

Horizontal top-load CD player with programming capability; AM/FM tuner; dual cassette deck; 3-band graphic equalizer. Power output 3.5 W/ch. 24½ x 9½ x 8¼ in. 11.25 lb \$290

CITIZEN

CD-8700 Portable CD Player

4x oversampling, 16-bit D/A converter. 3-beam laser pickup. Features digital voice-cancel function to eliminate vocals for sing-along; controller to change key of music ± 1 octave from original voice; microphone-mixing; 3-in CD compatible; 16-function programmable memory; repeat; forward/reverse; skip/scan; base-boost switch. Includes rechargeable battery, AC adaptor, RCA pin cord, vocal mic. Frequency response 20-20,000 Hz ± 1 dB; total harmonic distortion 0.04%; signal-to-noise ratio 96 dB; dynamic range 90 dB; ch sep 80 dB. 10½ x 1½ x 7½ in; 1½ lb \$400

CD-2200 Portable CD Player

2x oversampling, 16-bit D/A converter. 3-beam laser pickup. Features antishock circuit; 16-track random programming; memory clear/back-up; skip forward/back; repeat track; auto shutoff; headphone jack with adjustable output

and audio level; inputs/outputs for DC plug, headphone jack; line-out jack; comes with shoulder strap, stereo headphones, AC adaptor, RCA pin cord, rechargeable battery. FR 20-20,000 Hz; THD 0.07% at 1,000 Hz; S/N 92 dB. 5¼ x 1½ x 5¾ in; 18 oz \$200

CONRAD-JOHNSON

DF1 CD Player/Preamplifier

Dual D/A converters, built-in preamp. Noise-shaping circuitry yielding 16-bit resolution. Preamp features discrete FET analog circuits with discrete regulated DC power supplies. Level control; aux and tape inputs; tape output. CD player: output 1.1 V; FR 5-19,000 Hz ± 0.5 dB; hum and noise >85 dB below 1.0 V; THD <0.25% at rated output. Preamp: gain 26 dB; max output 5 V; frequency response 5-100,000 Hz; hum and noise >82 dB below 1.0-V output; total harmonic distortion <0.25% at rated output. 19 x 3¼ x 12 in; 19 lb \$1,595

CRAIG

JD8610 Portable CD System

Features AM/FM tuner, double cassette deck. CD: play, skip, search, pause, and repeat. Tape: high-speed dubbing, damped cassette door, fast-forward and rewind \$280

JC6010 Portable CD Player

Features: play, skip, search, pause, and repeat controls; random search; bass boost; line-out jack; stereo headphones; AC adaptor \$190

CREEK AUDIO BY MUSIC HALL

CD60 CD Player

4x oversampling, 16-bit D/A converter. Twin power supplies. FR 20-20,000 Hz; S/N 110 dB; THD 0.005% \$1,195

DELTEC

The following products are distributed by Kevro International.

PDM2 CD Player

384-bit, 16x-oversampling digital filter, 1-bit D/A converter. Features analog and digital output filters; fixed line outputs. FR 20-20,000 Hz ± 0.008 dB; S/N 109 dB; THD 0.0008%. 12 lb \$5,600

PDM1 II CD Player

384-bit, 8x-oversampling digital filter, 1-bit D/A converter. Features analog and digital output filters; fixed line outputs; separate digital and analog regulated power supplies. FR 20-20,000 Hz ± 0.4 dB; S/N 103.5 dB; THD 0.003%. 4.4 lb \$1,995

The Little Bit CD Player

384-bit, 8x-oversampling digital filter, 1-bit D/A converter. Features analog and digital output filters; fixed line outputs. FR 20-20,000 Hz ± 0.4 dB; S/N 103.5 dB; THD 0.003%. 3.3 lb \$995

DENON

DCD-3500RG CD Player

8x oversampling, four 20-bit Lambda ladder-type D/A converters. 80th-Anniversary Reference Class player features 4 MSB linearity adjustments per converter; 20-bit digital filter; linear-crystal OFC analog filters; optical isolation between digital and analog stages; separate power transformers, power supplies, and circuitry for digital and analog sections; centered-

alloy feet, 4-layer bottom plate, and dual-construction chassis for vibration reduction. Switchable optical/coaxial digital outputs; balanced analog outputs; motor-driven remote volume control; direct-track access; 20-track programming; index search; time search; 3-way repeat; auto space; auto edit; 8-digit FL display with 4-step dimmer and music calendar; headphone jack with level control; 3-in CD compatible; remote control; Denon IS-system compatible. FR 2-20,000 Hz ± 0.2 dB; S/N 120 dB; dynamic range 100 dB; THD 0.0015%; ch sep 110 dB. Champagne-gold finish and polished wood case \$3,000

DCD-3560 CD Player

8x oversampling, four 20-bit Lambda ladder-type D/A converters. Features 20-bit digital filter with ½-sample delay; 4 MSB linearity adjustments per converter; optical isolation between digital and analog stages. Optical and coaxial digital outputs; 20-track programming; random play; remote volume control; direct track access; index mode; time search; 3-way repeat; auto space; auto edit; timer play; 4-step display dimmer; music-calendar program display; 3-in-CD compatible; balanced analog outputs; remote control; Denon IS-system compatible. FR 2-20,000 Hz ± 0.2 dB; S/N 120 dB; dynamic range 100 dB; THD 0.0015%; ch sep 110 dB at 1,000 Hz \$1,500

DCD-2560 CD Player

16x oversampling, four 20-bit Lambda ladder-type D/A converters. Features 20-bit digital filter with ½-sample delay; MSB linearity adjustments; optical isolation between digital and analog stages. Digital pitch control with ± 9.9% range in 0.1% steps; optical and coaxial digital outputs; digital fader; peak-search mode; 20-track programming; random play; remote volume control; direct track access; 3-way repeat; auto space; auto edit; timer play; 4-step display dimmer; music-calendar program display; 3-in CD compatible; remote control; Denon IS-system compatible. FR 2-20,000 Hz ± 0.2 dB; S/N 116 dB; dynamic range 100 dB; THD 0.0018%; ch sep 110 dB at 1,000 Hz \$750

DCD-1560 CD Player

8x oversampling, dual 20-bit Lambda ladder-type D/A converters. Features MSB linearity adjustments; optical isolation between digital and analog stages. Optical and coaxial digital outputs; 20-track programming; random play; remote volume control; direct track access; index search; time search; 4-way repeat; auto space; auto edit; timer play; on/off display; music-calendar program display; 3-in CD compatible; remote control; Denon IS-system remote-control compatible. FR 2-20,000 Hz ± 0.2 dB; S/N 115 dB; dynamic range 100 dB; THD 0.002%; ch sep 103 dB at 1,000 Hz \$650

DCD-970 CD Player

8x oversampling, dual 20-bit Lambda ladder-type D/A converters. Features 20-bit digital filter; MSB linearity adjustments; shock-isolated pick-up chassis. Digital pitch control with 12% range in 0.1% steps; coaxial digital output; digital fader; 20-track programmability; 2 random-play modes; peak search; index search; time edit; pick-and-link mode; auto space; timer play; remote volume control; direct-track access; 3-way repeat; headphone jack with level control; 8-digit FL display with music calendar; 3-in CD compatible; remote control; Denon IS-system remote-control compatible. FR 2-20,000 Hz ± 0.2 dB; S/N 110 dB; dynamic range 99 dB; total harmonic distortion 0.0025%; channel separation 103 dB \$400

CD • COMPONENTS

DCD-670 CD Player

8x oversampling, 18-bit A1 hybrid multi/1-bit D/A converters. Features 20-bit digital filter with noise shaping; shock-isolated pickup chassis. Digital fader; 20-track programming; 2 random-play modes; peak search; time edit; auto space; auto edit; direct-track access; 3-way repeat; timer play; headphone jack with level control; 6-digit FL display with music calendar; 3-in CD compatible; remote control; Denon IS-system compatible. FR 2-20,000 Hz ± 0.2 dB; S/N 105 dB; dynamic range 97 dB; THD 0.0035%; ch sep 100 dB \$300

CD Changers

Models DCM-520, DCM-420, and DCM-320 feature bidirectional retracting-tray carousel design, which allows 4 discs to be changed while one is playing.

DCM-777 6-Disc CD Changer

8x oversampling, 20-bit D/A converters, 6-disc magazine. Features MSB linearity adjustments; optical isolation between digital and analog stages; shock-isolated pickup chassis. Coaxial digital outputs; 32-track programming; random play; remote volume control; direct track access; 3-way repeat; timer play; headphone jack with level control; optional 3-in CD magazine; remote control; Denon IS-system compatible. FR 4-20,000 Hz ± 0.2 dB; S/N 106 dB; dynamic range 98 dB; THD 0.003%; ch sep 100 dB at 1,000 Hz \$700

DCM-520 5-Disc CD Changer

8x oversampling, dual Lambda ladder-type D/A converters, 5-disc carousel. Features coaxial digital output; permanent favorite-track memory for up to 100 discs; 20-track programming for each disc; 5-way repeat; 3-mode random playback; motor-driven volume control; FL status display; 3-in-CD compatible; remote control; Denon IS-system compatible. FR 2-20,000 Hz ± 0.2 dB; S/N 110 dB; dynamic range 98 dB; THD 0.003%; ch sep 102 dB \$500

DCM-450 6-Disc CD Changer

8x oversampling, dual D/A converters, 6-disc magazine. Features 20-bit digital filter with noise shaping; MSB linearity adjustments; active analog filters; shock-isolated pickup chassis. Digital pitch control with $\pm 9.9\%$ range in 0.1% steps; coaxial digital outputs; 20-track programming; 3-mode random play; 6-disc level memory; remote volume control; headphone jack with level control; direct track access; 5-way repeat; remote control; Denon IS-system remote-control compatible. FR 4-20,000 Hz ± 0.2 dB; S/N 105 dB; dynamic range 97 dB; THD 0.005%; ch sep 100 dB at 1,000 Hz \$450

DCM-420 5-Disc CD Changer

8x oversampling, dual 18-bit D/A converters, 5-disc carousel. Features coaxial digital output; permanent disc-output-level memory for up to 100 discs; 20-track programming for each disc; 5-way repeat; 3-mode random playback; motor-driven volume control; FL status display; 3-in CD compatible; remote control; Denon IS-system compatible. FR 2-20,000 Hz ± 0.2 dB; S/N 106 dB; dynamic range 97 dB; THD 0.003%; sep 100 dB \$400

DCM-320. As above, no digital output, or disc-output-level memory. S/N 102 dB; dynamic range 96 dB; THD 0.006%; ch sep 98 dB .. \$300

Combi-Players

LA-3000 Combi-Player

8x oversampling, 20-bit Lambda D/A converters. Plays CD's and videodiscs. Features CX-

decoding; 20-track programming; auto space; auto edit; random play; 24-character by 10-line on-screen display; composite video, S-video, and audio output. Hor res 425 lines; video S/N 47 dB; Audio: FR 5-20,000 Hz ± 0.3 dB; S/N 109 dB; dynamic range 100 dB; ch sep 103 dB; THD 0.003%. Analog audio S/N 70 dB (CX on); FR 20-20,000 Hz \$1,000

LA-2000 Combi-Player

8x oversampling, 20-bit Lambda D/A converters. Plays CD's and videodiscs. Features CX-decoding; 20-track programming; auto space; auto edit; random play; on-screen display; composite video and audio outputs. Hor res 425 lines; video S/N 47 dB. Audio: FR 5-20,000 Hz ± 0.5 dB; S/N 106 dB; dynamic range 97 dB; ch sep 98 dB; THD 0.004%. Analog audio S/N 70 dB (CX on); FR 20-20,000 Hz \$700

Portable CD Players

DGP-150 Portable CD Player

8x oversampling, dual 18-bit D/A converters. Features 20-bit digital filter with noise shaping; shock-mounted pick-up chassis. Coaxial digital output; 32-track programming; 3-position EQ switch; interrupted-track resume mode; 5 repeat modes; 4 random-play modes; LCD display; headphone and line-level stereo mini-jacks; 3-in-CD compatible; wireless remote with volume control; Velvex finish. Includes soft carrying case, AC adaptor, connecting cable, and rechargeable battery. Can hold optional 2nd battery for 4-hr playing time. FR 20-20,000 Hz ± 0.5 dB; S/N 98 dB \$400
AP-10. Battery charger \$30
AP-11. Rechargeable battery pack \$15

DGP-70 Portable CD Player

8x oversampling, dual 16-bit D/A converters. Features 20-bit digital filter with noise shaping; shock-mounted pickup chassis. Coaxial digital output; 16-track programming; 3-position EQ switch; LCD display; headphone and line-level stereo mini-jacks; 3-in CD compatible; wireless remote control. Includes AC adaptor/charger and stereo connecting cable. Operable from alkaline batteries or optional rechargeable battery. FR 20-20,000 Hz ± 0.5 dB; S/N 97 dB; dynamic range 94 dB; total harmonic distortion 0.01% \$300
AP-12. DC car adaptor \$50
AP-15. Rechargeable battery pack \$15

DGP-50 Portable CD Player

4x oversampling, dual D/A converters. Features shock-mounted pickup chassis. 16-track programmable; intro play mode; repeat modes; LCD display. 3-position EQ; headphone and line-level output jacks; 3-in CD compatible; wireless remote control. Includes carrying strap, AC adaptor, and connecting cable. Operable from alkaline batteries or optional rechargeable battery pack. Can hold optional 2nd battery for 4-hr playing time. FR 20-20,000 Hz ± 0.5 dB; S/N 96 dB; dynamic range 92 dB; THD <0.04% \$250
AP-12. DC car adaptor \$50
AP-15. Rechargeable battery pack \$15

EMERSON

AC2505 Portable CD System

Programmable CD player with AM/FM radio and cassette recorder. Features 2-way, 4 speaker system; built-in condenser mic. 20-track programming; 5-band graphic EQ; high-speed tape dubbing and continuous play; 1-touch recording; line-out jacks for CD hook-up to home system. Includes headphone jack. 7 $\frac{1}{8}$ x 7 $\frac{1}{8}$ x 22 in \$250

AD2525 Portable CD Player

Portable CD player with random play; automatic repeat; intro scan; bass boost; headphone jack; line out. LCD shows track number, play mode. Includes headphones; carrying case; cable. 5 $\frac{1}{4}$ x 1 $\frac{1}{2}$ x 6 $\frac{1}{2}$ in \$200

ESOTERIC

X-1 CD Player

25-bit, 8x oversampling digital filter, four 20-bit D/A converters with noise-shaping zero circuitry. Features vibration-free rigid clamping system; midship-mounted mechanism to separate D/A circuitry and minimize physical chassis distortion; third-order analog filter; solid floating sub-chassis; optical pickup drive using balanced current transmission; bipolar transformer; balanced signal path between digital and analog circuits; optical-link and coaxial outputs. Remote control; FL display with brightness control. FR 0-20,000 Hz ± 0.3 dB (RCA), 20-20,000 Hz ± 0.5 dB (XLR); THD 0.0013%; S/N >110 dB; ch sep >110 dB. 18 x 5 $\frac{1}{2}$ x 16 in; 37.5 lb \$5,000

CD-Z500 CD Player

18-bit, 8x oversampling digital filter, dual 16-bit D/A converters. Features drive mechanism center-load design; isolated digital and analog circuitry; point subchassis suspension; antiresonant thick copper-chassis construction; ZD dithering circuitry; second-order analog filter; servo system for laser-tracking mechanism; track and focus holding system. Remote control with volume; 20-track programming; single, all, and A-B repeat; headphone jack with output-level control. FR 1-20,000 Hz ± 0.5 dB; THD 0.008%; S/N 110 dB; ch sep 100 dB. 17 $\frac{1}{2}$ x 4 $\frac{1}{2}$ x 11 $\frac{1}{2}$ in; 10.5 lb \$850

The following CD transports require an outboard D/A converter unless an amp with digital inputs is used.

P2 CD Transport

Features optical 3-beam laser pickup; vibration-free rigid disc-clamping system; die-cast zinc disc turntable; 8-mm-thick aluminum disc tray with Nextel coating and gold-plated front; high-density chassis; vibration-damping floating-sub-chassis suspension system; 2-dimensional parallel laser drive; van den Hul matched-crystal silver-coated copper wiring; filtered low-current servo control. Remote control; coaxial and optical outputs; adjustable disc-tray speed; display brightness adjustment and blanking capability; track and index selection; 40-track random programming; single, all, program, and A-B repeat; van den Hul coaxial interconnect included \$4,000

D2 D/A Converter. 45-bit, 8x oversampling digital filter, four 18-bit D/A converters. Features ZD dithering circuitry; third-order Butterworth analog filter; absolute phase-reversal control; noiseless digital muting circuit; van den Hul matched-crystal silver-coated copper wiring; high-density antiresonant double-box chassis; MOSFET analog outputs. Sampling frequency, emphasis, and operating indicators; 2 coaxial and 2 optical inputs; unbalanced-variable L/R, balanced-variable L/R XLR-type and coaxial outputs. FR 0-20,000 Hz ± 0.3 dB (at 44.1 kHz), 0-22,000 Hz ± 0.3 dB (at 48 kHz), 0-15,000 Hz ± 0.3 dB (at 32 kHz); THD <0.0014%; S/N >110 dB; ch sep >110 dB. 19 $\frac{1}{8}$ x 5 $\frac{1}{4}$ x 8 $\frac{7}{8}$ in; 24 lb \$4,000

P10 CD Transport

Features vibration-free rigid disc-clamping sys-

CD • COMPONENTS

tem; die-cast aluminum disc turntable; aluminum disc tray with Nextel coating; vibration-damping floating subchassis suspension system; linear laser-tracking mechanism; high-density antiresonant double-construction chassis with die-cast base; coaxial and optical outputs. Remote control; track and index selection; 20-track random programming; single, all, and A-B repeat. 17¼ x 5½ x 8⅞ in; 21.1 lb \$2,000
D10 D/A Converter. 18-bit, 4x oversampling digital filter, dual 18-bit D/A converters. Features ZD dithering circuitry; fourth-order Bessel analog filter; high-density antiresonant double-construction chassis. 2 coaxial and 2 optical inputs; coaxial and unbalanced L/R fixed outputs. FR 0-20,000 Hz ±0.5 dB (at 44.1 kHz), 0-22,000 Hz ±0.5 dB (at 48 kHz), 0-15,000 Hz ±0.5 dB (at 32 kHz); THD 0.0018%; S/N 100 dB; ch sep 97 dB. 18½ x 5½ x 8⅞ in; 22.1 lb \$2,000

P500 CD Transport

Features vibration-free rigid disc-clamping system; vibration-damping floating subchassis suspension system; linear laser-tracking mechanism; high-density double-construction chassis; coaxial and optical digital outputs. 20-track random programming; single, all, and A-B repeat; 29-key remote control. 8⅞ x 5⅝ x 15¼ in; 15.4 lb \$1,000
D500 D/A Converter. 25-bit, 8x oversampling digital filter, dual 16-bit D/A converters. Features noise shaping and ZD dithering circuitry; fourth-order Bessel analog filter; high-density antiresonant double-construction chassis. 2 coaxial and 2 optical inputs; coaxial and unbalanced L/R fixed outputs. FR 0-20,000 Hz ±0.5 dB (at 44.1 kHz), 0-22,000 Hz ±0.5 dB (at 48 kHz), 0-15,000 Hz ±0.5 dB (at 32 kHz); THD 0.002%; S/N 110 dB; ch sep 97 dB. 8⅞ x 5⅝ x 15¼ in; 15.4 lb \$1,000

FISHER

AD-743 CD Player

18-bit, 8x-oversampling digital filter, dual 16-bit D/A converters. Features 16-function remote control; 16-track programming; 2-way repeat; 2-speed scan/search. FR 20-20,000 Hz ±0.5 dB; S/N 105 dB; ch sep 95 dB; THD 0.03% at 1,000 Hz. 17½ x 3⅝ x 11⅞ in; 6.8 lb \$250

AD-738 CD Player

18-bit, 8x-oversampling digital filter, dual 16-bit D/A converters. Features remote control; 24-track programming; scan/search. FR 20-20,000 Hz ±0.5 dB; S/N 98 dB; ch sep 80 dB; THD 0.05% at 1,000 Hz. 17¼ x 3⅝ x 10¾ in; 6.6 lb \$150

CD Changers

DAC199B 5-Disc CD Changer

18-bit, 8x-oversampling digital filter, dual 16-bit D/A converters, 5-disc carousel. Features 32-track programming; 31-function wireless remote; selection memory and title memory; 3-in CD compatibility; random play; intro scan; scan, skip, repeat functions; headphone jack with volume control. S/N 90 dB; ch sep 80 dB; THD 0.07% at 1,000 Hz \$400

DAC-145 5-Disc CD Changer/Turntable

18-bit, 8x-oversampling digital filter, dual 16-bit D/A converters, 5-disc top-loading carousel CD changer/semiautomatic turntable. Features 30-function remote control; 32-track programming; disc loading during play; 3-in CD compatibility; random play; intro scan; repeat play. FR 20-20,000 Hz ±0.5 dB; THD 0.07% at 1,000; dynamic range 90 dB; S/N 90 dB; ch sep 80 dB.

17⅞ x 5⅝ x 13⅞ in; 12.1 lb \$400
DAC-143. As above, no turntable \$330

Portable CD Systems

PH-D9000 Portable CD System

Includes CD player with 8x oversampling, 16-bit D/A converter; double autoreverse cassette deck with Dolby B NR; quartz-PLL tuner; 4-band graphic equalizer; bass booster; switchable surround sound; detachable 3-way/2-way switchable surround-sound speaker system with piezoelectric tweeters and tuned bass-reflex ports. 16-function wireless remote control; 20

double cassette deck 3-band graphic EQ; detachable speakers. Powered by 8 D batteries. 20 lb \$304

C994CD Portable CD System

Features CD player; AM/FM tuner; double cassette deck with high speed dubbing; 4-in speakers; includes headphone/mic jacks. Powered by 6 C batteries. 30 lb \$281

C984CD Portable CD System

Features CD AM/FM tuner; cassette deck; 4-in speakers. Powered by 6 C cell batteries. 33 lb \$234



Hafler Iris

station presets; digital clock/timer plays or records at preset time; 16-track CD programming; high-speed tape dubbing; 3-in CD compatibility; mic input; line out jacks; headphone jack; AC/DC operation \$470

PH-D8000 Portable CD System

8x oversampling, 16-bit D/A converters. Features dual-cassette deck; AM/FM tuner; 4-band graphic EQ; bass boost; switchable surround-sound; detachable 2-way speakers. 16-track CD programming; high-speed tape dubbing; mic input; line out and headphone jacks \$350

GOLDMUND

Mimesis 10 D/A Converter

Outboard upgradable D/A converter. Features 6 digital source inputs (expandable to 14); 2 digital tape loops for DAT machines; remote-control capability; option for conversion to full digital preamplifier; power switch with LED indicator; lock/rec switch with LED display of frequency locking; optional dual-channel 2-digit display of level in dB for remote volume and balance adjustment; analog RCA output connectors. 19 x 1⅝ x 15½ in; 15.5 lb \$8,000

Meta-Laser 1 CD Transport

Features top-loading mechanism with metacrylate and gold-plated brass "CD Clamp"; mechanical grounding to reduce vibration; coaxial and optical outputs; 4 independently regulated power supplies; remote control \$3,750

Meta-Convert 1 D/A Converter

Removable module for easy upgrade. Features analog filter circuitry, 18 separate stages for phase linearity; digital-interface circuit; optical and coaxial terminals; RCA plug; optional digital switching circuitry for up to 6 digital sources; full-digital tape loop for direct digital recording on DAT; external power supply; remote control. 12⅞ x 2 x 12⅞ in \$3,200

GPX

S7450CD Portable CD System

Features top-loading CD player; AM/FM tuner;

HAFLER

Iris CD Player

4x oversampling, dual 16-bit D/A converters. Features low-inertia swing-arm mechanism controlled by servo motors; soft-muting circuit; multifunction remote control with rotary volume/balance knobs. FR 2-20,000 Hz; THD 0.0025% at 1,000 Hz; S/N >100 dB; dynamic range >96 dB; ch sep 96 dB at 1,000 Hz . \$599

SE150 CD Player

4x oversampling, quadruple 16-bit D/A converters. Features low-inertia swing-arm mechanism controlled by servo motors; soft muting circuit. 20-track programming; 3-speed search; track repeat and skip; multifunction remote control; 2 gold-plated outputs jacks; digital output. FR 2-20,000 Hz; THD 0.0025% at 1,000 Hz; S/N >100 dB; dynamic range >96 dB \$549

HARMAN KARDON

TL8600 5-Disc CD Changer

3D bitstream, 1-bit D/A converter, 5-disc carousel. Features discrete analog output stage; 4 separate power supplies; 4-point suspension system; linear drive transport. Duplicated programming controls top and bottom; 11-button direct-access control; duplicated display on top and front; variable output control; wireless remote; headphone jack \$699



HD7600II CD Player

1-bit PWM D/A converter. Features separate power supplies for display, transport, analog, and digital sections; 3-beam laser pickup; fiber-optic and coaxial digital input/output. 30-track programming; index search; A/B repeat; audible 2-speed cue/review; fixed and variable analog outputs with gold-plated jacks \$679

TL8500 5-Disc CD Changer

3D bitstream, 1-bit D/A converter, 5-disc carousel. Features discrete analog output stage; 4 separate power supplies; 4-point suspension system; linear drive transport. Duplicated programming controls on top and bottom; wireless remote \$549

It's easy
to see
why **ONKYO**
sounds
well made.



Artistry in Sound

ONKYO

Technology without quality is meaningless.

"It would be very easy for our engineers to add a lot of flashing lights and dials to our equipment but 'bells and whistles' are not what we're all about," Ted Green said. Mr. Green, Onkyo's National Sales and Marketing Manager, is on the firing line in the battle to design electronics equipment for today's critical, value-oriented enthusiasts. And because Onkyo is an engineering-driven firm, their emphasis is on quality and substance, not glitz and glamor.

"Consumers can quickly hear, see and feel the difference between Onkyo equipment and the competition," Mr. Green added. "Look at the front and you won't be overwhelmed by LEDs or buttons. Our components are made to be used—easily. Lift an Onkyo receiver and you'll immediately notice the increased weight from the metal chassis, heavy duty transformer and heat sink. And Onkyo has always featured the most up-to-date technology," Mr. Green stated. "Throughout the design, engineering and manufacturing process, our objective is to deliver the finest quality at a better feature per dollar ratio than any other components on the market."



Metal chassis, metal faceplates, even metal transports in the CD players add up to structural integrity throughout the entire Onkyo line.

ONKYO... Built to be Better


Quality is a word used by companies in many different industries. But what does it really mean to someone buying new hi-fi components? If you love music, it's the ability to experience the full dynamic range of a compact disc or cassette. Or drive a pair of sophisticated speakers to their utmost potential. Or hear the dramatic impact of a movie soundtrack on a Dolby Pro Logic system. All of the buzzwords and acronyms mean nothing, unless there is a proven real-world result that you can hear and appreciate, not simply a fancy decal on a faceplate, or slick slogan in an ad.

Onkyo's mandate couldn't be more clear. Onkyo will never make sacrifices or take shortcuts that impact upon the music you'll enjoy in your home. Whether it's a CD player, receiver, cassette deck or other component, if it bears the Onkyo name, you can be sure the quality was designed and built in, starting right at the drawing board. Onkyo's

demanding engineers oversee every step of manufacture so the end results are award-winning products that perform well and, just as importantly, are a lasting value... from the least expensive models to the top-of-the-line. In fact, the long-term reliability of all Onkyo components—when compared to the competition—is far superior.

What makes Onkyo better? Here are some reasons why...

Many hi-fi companies will use plastic parts in critical areas to keep down your initial cost. The price may be attractive *at first* but you'll lose the structural integrity of Onkyo's metal chassis or the accuracy of their die-cast aluminum CD tray... deficiencies that will unquestionably affect the sound heard in your home. The next time you're in a store, check out the vast number of components that utilize plastic or some other synthetic in their faceplates and chassis. Then examine Onkyo. It's easy to see why Onkyo sounds well made.



Heat sinks sound as if they belong in a high tech kitchen, but Onkyo's heavy duty versions prevent thermal overload when you've pumped up the volume.

Power Plays


One of the most important functions of any receiver or amplifier is the ability to provide sufficient power during key musical moments. It's really simple: the larger, more powerful the transformer, the more critical current is supplied. Without proper power, you won't be able to drive loudspeaker systems or components to their peak ability. A shortcut here severely impacts upon music quality. Onkyo's heavy duty power supplies are renowned for their ability to handle the most demanding and complex musical passages, which is why you'll find all our amps and receivers rated into 4 ohms (and in some cases even 2 ohms), the ultimate test of a power supply. And although a transformer may not have as much sex appeal as a flashy display, it's infinitely more vital to the bottom line—performance—which is why you buy a component in the first place. Consequently, Onkyo engineers are always in the forefront of technical advances in component power. One of these is the breakthrough Anti-Electromagnetic Interference (AEI) transformer that produces even lower distortion levels and more power than toroidal transformers found in high end, high priced separates.

Independent Thinking

Dedicating power supplies to perform specific tasks in components won't create banner headlines, but again, it makes for a better quality product.

In a CD player, the independent power supplies control the transport, analog and digital circuits. This prevents any spurious signal interference and resulting distortion. The independent power supplies Onkyo uses in its cassette decks eliminate interference between the meter electronics and the recording circuitries. As a result, the music signal retains its purity both in recording and playback.

As well as its "independent thinking" in terms of power, Onkyo also believes in being discrete. Virtually all Onkyo components use



At the heart of every Onkyo receiver and amplifier is an oversized, heavy duty transformer. When it comes to power, Onkyo refuses to take any shortcuts.

discrete output devices (individual transistors, resistors and capacitors) rather than Integrated Circuits (ICs) that combine all three into a less costly format. The drawback to ICs occurs in its impact on overall performance. Using discrete outputs involves more time and money, but the results are well worth it.


Technology with Imagination

While Onkyo maintains a "nuts and bolts" approach to insure basic quality, the company continues to be on the cutting edge of sonic technology as well. Two of Onkyo's highly regarded breakthroughs were Accubias which automatically fine tunes the bias on a cassette and the Automatic Precision Reception (APR) system for receivers and tuners. Critics feel APR delivers the best possible FM reception. In digital

audio, Onkyo created AccuBit technology and now has introduced AccuPulse, the most advanced single bit digital-to-analog conversion (DAC) system available. Here again, Onkyo engineers refused to take shortcuts and used two separate chips for the DAC and digital filter, cutting down on potential interference. The result is natural, true-to-life sound that finally achieves the real world musicality digital audio has promised since its inception.

Buyers Guide

Quality is what dictates a component's performance. It should also be what dictates your product choice. The next time you look at hifi equipment, remember to look for some of the differences pointed out here. You'll find that quality and Onkyo are one in the same.



While most manufacturers use Integrated Circuits to save money, Onkyo uses costlier power transistors, resistors and capacitors because of their better performance characteristics.

Home Theater Powerhouses



The '90s have ushered in a new era of entertainment—the Home Theater Age. Enthusiasts are now constantly striving to re-create the movie palace experience in their living rooms. Onkyo has risen to this challenge by designing a complete line of critically acclaimed A/V power components that meet the demands for the most realistic movie sound—and musical reproduction.

As with all Onkyo components, quality, dependability and ease-of-use are the guiding philosophy behind the new Integra A/V amplifier, the A-SV810PRO. It not only features advanced Dolby Pro Logic decoding for blockbuster Hollywood soundtracks, but offers a total of nine simulation modes (DSP) that let you create the acoustic ambience of different soundstages. Pro Logic goes beyond basic Dolby

Surround Sound found on less expensive components by adding a center channel to the front and rear channels. The result is more accurate sound effects and your sofa becoming a front row orchestra seat! The A-SV810PRO delivers 85 watts per channel in the surround mode for the left, center and right speakers and a powerful 35 watts for the rear speakers. And there's enough dynamic power (180 watts into 2 ohms) to handle the most critical passages from any CD or soundtrack.

The sleek, new A-SV810PRO can be the heart of the most sophisticated audio/video system. There are six video inputs (5 are S-video) and 10 audio input jacks... enough to handle a wide variety of components. And, to make this integrated amplifier even simpler to use, the

A-SV810PRO has a series of on-screen displays that make taking advantage of its advanced capabilities as easy as watching TV.

The 39-pound powerhouse has the same heritage as all Onkyo components—heavy duty transformers, massive heat sinks, and discrete outputs using top-quality resistors, transistors and capacitors. The A-SV810PRO even separates the audio and video signal paths to ensure the purity of the sound and image.

Along with Onkyo's cutting edge A-SV810PRO, the company offers a full line of Pro Logic A/V receivers, the TX-SV90PRO, TX-SV70PRO and the TX-SV50PRO. All deliver true five channel Dolby Stereo decoding (left, center, right and surround) as well as variable digital delay and Hall and Matrix settings.

An added benefit is Onkyo's special room-to-room capability on select models. By adding optional infrared remote sensors in other rooms, you can control all A/V capabilities from different parts of the house. The three receivers are packed with real-world conveniences and leading edge technology... from Onkyo, a company that only knows how to make components one way—the right way.



ONKYO

200 Williams Drive, Ramsey, N.J. 07446 201-825-7950

CD • COMPONENTS

HD7500II CD Player

1-bit PWM D/A converter. Features separate power supplies for display, transport, analog, and digital sections; 3-beam laser pickup. 30-track programming; index search; A/B repeat; audible 2-speed cue/review; fixed and variable analog outputs; headphone jack; remote control. \$498

HD7450 CD Player

1-bit PWM D/A converter. Features separate power supplies for display, transport, analog, and digital sections; 3-beam laser pickup. 30-track programming; remote control; audible 2-speed cue/review. \$399

HD7400 CD Player

4x oversampling, dual 18-bit D/A converters. Features direct coupling from D/A converter to audio output jacks; 3-beam laser pickup. 36-track programming; audible 2-speed cue/review; remote control. \$299

HITACHI

All players employ a floating suspension.

CD Players

DA8200SW CD Player

3-beam laser pickup; 24-track programming; random play; 4-way repeat; FL display. Includes remote control. Rosewood end caps \$280

DA8500 CD Player

4x oversampling, 3-beam laser pickup. 32-track memory, 3-way repeat/play functions. Dynamic range 90 dB; THD 0.03%; S/N 96 dB. \$249

DA6501 CD Player

Features 24-program random memory; random play; skip search; 4-way repeat; index search; 2-speed manual search. \$200

DA6500 CD Player

Features 24-track memory; random play; skip search; 4-way repeat; 10-sec intro scan; index search; 2-speed manual search. \$170

CD Changers

DAC-70SW 12-Disc CD Changer

Features 2 six-disc magazines; direct program remote with volume; independent magazine/disc exchange; 32-track programming; direct, random, scan/repeat play; skip/manual search; real-time counter; track-time counter; programmable timer; sleep timer; resume play/standby; clock. Rosewood end caps. Dynamic range 95 dB; THD 0.004%. \$550

DAC501 5-Disc CD Changer

8x oversampling 5-disc carousel. 32-track programming; random play (1 or all CD's). \$300

Combi-Player

VIP RX6EX Combi-Player

8x oversampling, 1-bit digital-to-analog converter. Plays CD's and videodiscs. Multifunction remote control. Video: horizontal resolution 425 lines. \$699

HTG BY MUSIC & SOUND IMPORTS

CDT-1 CD Transport. \$895

JVC

All CD players and changers (except XL-R304TN) feature auto edit which organizes CD

tracks to fit a specified tape length, and 32-track 1-disc random access programming.

XL-G512NBK CD + G Player

4x oversampling, dual 18-bit D/A converters with noise shaping. Plays CD + G (graphics) discs. Features selector for 15 graphic-data channels; 3-beam laser pickup with 3-point suspension; disc-stabilizing clamper; NTSC signal format. S-video, composite-video, and MIDI outputs; intro scan; 3-way repeat. Includes remote control. FR 2-20,000 Hz; S/N 100 dB; THD 0.004% at 1,000 Hz; dynamic range 96 dB at 1,000 Hz; ch sep 90 dB at 1,000 Hz; graphics resolution 288 x 192 pixels. \$500

XL-Z441TN CD Player

8x oversampling, dual 1-bit PEM D/A converters. Features 4th-order noise shaper; 3-beam laser pickup with 3-point suspension. Optical digital output; non-track-repeating random play; index play; auto/manual search; 4 repeat modes; headphone output with volume control; FL display with level meter; 3-in CD compatibility; DDRP to establish optimum recording level for compatible JVC cassette deck; JVC Compu Link system compatibility. Includes remote control. FR 2-20,000 Hz; THD 0.0015%; signal-to-noise ratio 112 dB; channel separation 96 dB at 1,000 Hz; dynamic range 100 dB at 1,000 Hz. 17 1/4 x 4 1/4 x 11 in; 8 lb. \$240

XL-V241TN CD Player

8x oversampling, dual 1-bit PEM D/A converters. Features 4th-order noise shaper; 3-beam laser pickup with 3-point suspension. Non-track-repeating random play; auto/manual search; one-track, all-tracks, programmed-tracks, and random-play repeat modes; headphone output; FL display; 3-in CD compatibility; JVC Compu Link system compatibility. Includes remote control. FR 2-20,000 Hz; THD 0.0025%; S/N 106 dB; ch sep 94 dB at 1,000 Hz; dynamic range 98 dB at 1,000 Hz. 17 1/4 x 4 1/4 x 10 1/4 in; 8 lb. \$200

XL-V141TN. As above, no remote. \$180

Super Digifine Series

XL-Z1050TN CD Player

8x oversampling, dual 1-bit pulse-edge-modulating D/A converters. Features 4th-order noise shaper with 64x oversampling and 2nd-order shaping for inaudible frequencies; K2 interface to eliminate digital signal ripple and jitter; independently suspended pickup-drive assembly; 3-beam laser pickup with 3-point suspension; separate power supply for D/A-converter circuitry; separated digital and analog circuitry. 2 optical/coaxial outputs; motor-driven volume control; index play, skip, and search; 4 repeat modes; headphone output with volume control; Compu Link system compatibility. Includes remote control. FR 2-20,000 Hz; THD 0.0014%; S/N 114 dB; ch sep 110 dB at 1,000 Hz. 17 1/4 x 4 1/2 x 13 1/2 in; 17 lb. \$800

CD Changers

XL-M705TN 6-Disc CD Changer

8x oversampling, dual 1-bit PEM D/A converters, XC-M75 6-disc magazine plus auto-loading single tray. Features 4th-order noise shaper; 3-beam laser pickup with 3-point suspension. Optical digital output; auto edit; programmed edit; index play; auto/manual search; continue, program, delete-program, and magazine-program random-play modes; 10-character magazine/disc-title memory; 4 repeat modes; delete program play; headphone output with volume control; FL display; DDRP to establish optimum

recording level for compatible JVC cassette deck; 3-in-CD compatibility with optional XC-M73 6-disc magazine; Compu Link system compatibility. Includes remote control. FR 2-20,000 Hz; THD 0.0016%; S/N 111 dB; ch sep 94 dB at 1,000 Hz; dynamic range 99 dB at 1,000 Hz. 17 1/4 x 5 1/4 x 12 1/4 in; 12 lb. \$480

XL-M505TN 6-Disc CD Changer

Dual 1-bit PEM D/A converters, XC-M75 6-disc magazine plus auto-loading single tray. Features 4th-order noise shaper; 3-beam laser pickup with 3-point suspension. Auto edit; programmed edit; index play; auto/manual search; non-repeating random play; 4 repeat modes; headphone output; FL display; Compu Link system compatibility. Includes remote control. FR 2-20,000 Hz; THD 0.002%; S/N 108 dB; ch sep 94 dB at 1,000 Hz; dynamic range 98 dB at 1,000 Hz. 17 1/4 x 5 1/4 x 12 1/4 in; 11 lb. \$360

XL-M405TN. As above, no remote. \$320

XL-R304TN 5-Disc CD Changer

Dual 1-bit PEM D/A converters, 5-disc carousel. Features 4th-order noise shaper; 3-beam laser pickup with 3-point suspension; ability to change 4 discs while 5th plays. Auto/manual search; continuous, program, and smart random-play modes; 2 repeat modes; FL display; 3-in-CD compatibility; Compu Link system compatibility. Includes remote control. FR 2-20,000 Hz; THD 0.0025%; S/N 106 dB; ch sep 94 dB at 1,000 Hz; dynamic range 98 dB at 1,000 Hz. 17 1/4 x 4 1/4 x 14 1/4 in; 10 lb. \$300

XL-R204TN. As above, no remote. \$260

Portable CD Systems

PCX1000J Portable 6-Disc CD System

4x oversampling, single D/A converter; 6-disc magazine. Features AM/FM tuner; dual-well autoreverse cassette deck; detachable 2-way speakers. CD features 50-track programming; synchro-start recording; 3-in-CD compatibility; bass boost. Cassette features synchro-start high-speed dubbing; relay play; Dolby B NR; metal compatibility. Other features: powered subwoofer; 15 FM and 5 AM presets; 5-band graphic EQ. Includes remote control. 15 W/ch cont avg into 4 ohms from 300-16,000 Hz with <10% THD; AC/DC power source. 29 x 12 1/2 x 13 1/2 in; 35.9 lb. \$750

PCX100J. Similar to above, no cassette player. 26 1/2 x 9 1/4 x 9 1/4 in; 17.4 lb. \$350

KENWOOD

All CD players, changers, and combi-players feature Digital Pulse Axis Control (DPAC) system to reduce jitter.

CD Players

DP-5030 Compact Disc Player

1-bit D/A converter. Features 80 disc file function; program edit; 20-track programming; 20-key direct track access; 4-mode time display; timer play; random play; multifunction wireless remote control; 3-in-CD compatible; optical digital output. \$299

DP-2030 CD Player

1-bit D/A converter with 2nd-order noise shaping; edit; 4-mode time display; 20-track programming; timer play; random play; 20-key direct track access; remote control. \$199

CD Changers

DP-M7730 7-Disc CD Changer

1-bit D/A converter with 2nd-order noise shap-

CD • COMPONENTS

ing, 6-disc magazine-type plus single drawer. 4-mode time display; 20-track programming; timer play; random play, 42 magazine file; 10-key direct track access via remote control; 20-key direct track access; 3-in-CD compatible; remote control with LCD \$379

DP-M6630 7-Disc CD Changer

1-bit D/A converter with 2nd-order noise shaping, 6-disc magazine plus single drawer. 4 mode time display; 20-track programming; timer play; random play; 20-key direct track access; 3-in-CD compatible; remote control \$329

DP-R4430 5-Disc CD Changer

1-bit D/A converter with 2nd order noise shaping, 5-disc carousel. 20-track programming; 4 mode time display; 20 song music calendar; random play; 3-in-CD compatible; remote control; includes gold-plated headphone jack with level control \$299

DP-R891 5-Disc CD Changer

1-bit D/A converter, 5-disc carousel. 20-track programming; repeat and random play; remote control unit; headphone output \$249

Combi-Players

LVD-700 Combi-Player

8x-oversampling digital filter, dual 1-bit D/A converter. Plays 3-, 5-in CD's; 5-in CDV; 8-, 12-in videodisc. 3-line comb filter; digital optical output terminal; random play; intro scan; theater audio mode; 20-track programming; program edit; superimpose; inner-track search with function lock; 11 direct access keys on front panel and remote; wireless remote control with jog-shuttle knob; headphone output with volume control \$979

LVD-300 Combi-Player

4x-oversampling digital filter, dual 18-bit D/A converters. Plays 3-, 5-in CD's; 5-in CDV; 8-, 12-in videodisc. 8-bit digital time-base corrector; optical digital output; random play; intro scan; theater audio mode; 20-track programming; program edit; selectable on-screen superimpose; inner-track search with auto lock; 11 direct access 11-keys; wireless remote ... \$599

Portable CD Player

DPC-92 Portable CD Player

8x-oversampling digital filter, 1-bit D/A converter. Features sound processor; bass boost; digital output; 19-key wireless remote control; 24-track programming; last-track memory; edit capabilities. Includes AC adaptor; 4 rechargeable batteries; audio cable; car cassette adaptor; remote control \$379

DPC-72 Portable CD Player

8x-oversampling digital filter, 16-bit D/A converter. Features sound processor; digital output; 20-key wireless remote control; 24-track programming; last-track-number memory; edit capabilities; LCD. Includes AC adaptor; 4 rechargeable batteries; audio cable; car cassette adaptor; remote control \$249

DPC-52 Portable CD Player

16-bit D/A converter. Features sound processor; 20-key wireless remote control; 24-track programming; last-track number memory; edit capabilities; LCD. Includes AC adaptor; 4 rechargeable batteries; audio cable; car cassette adaptor; remote control \$229

DPC-42 Portable CD Player

16-bit D/A converter, 16-track random program

memory; last-track number memory; edit capabilities; LCD \$199

KINERGETICS

KCD-40 Gold Series CD Player

8x oversampling, dual 18-bit D/A converters. Features single-beam laser; fully balanced circuit topology; volume and balance controls; 7-V output level to drive power amplifier; multi-function remote. 17 x 4½ x 13 in, 21 lb. \$2,295

KCD-20B. As above, 4x oversampling, 16-bit D/A converters; distortion-canceling circuitry; 4-V output level. 17 x 4½ x 13 in, 21 lb. \$1,495

KCD-55T CD Transport

Requires outboard D/A converter. Front-loading design featuring Philips CD-4 mechanism; precision toggle switches; custom aluminum extrusions and machined parts. Improved suspension and damping for optimal mechanical isolation. 17 x 4½ x 13 in; 21 lb \$1,295

KRELL

SBP-64X D/A Converter

Features proprietary "Waveform Replicator" upgradable software; 64x oversampling; discrete Class A, high-bias analog output stage. AT&T fiber optics available \$8,950

SBP-32X.

As above, 32x oversampling. \$3,500

MD-1 CD Turntable

CDM-3 CD ROM laser transport. Features 4-point isolation suspension; infinite leveling capability; fiber-optic and coaxial outputs; remote control. AT&T fiber optics available \$5,400

CD-DSP CD Player

16x oversampling. Features top loading transport; discrete buffered, Class A, high-bias balanced output stage; CDM-1MKII glass lens from Philips. Custom lucite cover from MD-1 and AT&T fiber optics available \$3,650

CD-1 CD Player

1-bit D/A converter. Features drawer loading transport; discrete buffered, Class A, high-bias balanced output stage \$2,950

MD-2 CD Turntable

Features top-loading CDM-1 II CD laser transport; fiber-optic and coaxial outputs; remote control. Custom lucite cover from MD-1 and AT&T fiber optics available \$2,700

Stealth D/A Converter

Features discrete buffered, Class A, high-bias, balanced output stage; 1-bit technology; 5 selectable digital inputs with 1 digital tape loop. AT&T fiber optics available \$1,850

LASONIC

CDP-997 Portable CD System

Includes AM/FM tuner; dual cassette deck; 3-band EQ; two speakers. CD: 20-track programming; random play; auto program music search; repeat. Tape: high-speed dubbing; autoreverse playback (tape A); auto level control; auto stop. 28 x 10½ x 11 in; 20 lb ... \$300

CDP-987 Portable CD System

Includes AM/FM tuner; dual cassette deck; 2-band EQ; two speakers. CD: 20-track programming; random play; auto program music search; repeat. Tape: high-speed dubbing; multi-source auto recording; auto stop. 23½ x 11¼ x 8¼ in; 16 lb \$235

LUXMAN

The following components are compatible with Luxman's integrated-system remote control and carry a 5-year parts-and-labor warranty.

D-105U Tube CD Player

8x oversampling, dual 18-bit D/A converters. Features twin-triode vacuum-tube amplification in analog output stages; Duo-Beta dual feedback-loop; optical and coaxial digital outputs; metal chassis and component shielding; high-mass magnetic disc clamper; 3-beam laser pickup. 32-track programming; random play; auto edit/fade-out for CD taping; auto scan/pause; timer/power-off memory; 9-key remote control. FR 5-20,000 Hz ± 1 dB; THD 0.05%; S/N 105 dB; dynamic range 92 dB; ch sep at 1,000 Hz 90 dB. 17¼ x 5½ x 13½ in; 18.7 lb. \$1,200

D-351 CD Player

8x oversampling, dual 18-bit D/A converters. Features gradual-slope linear-phase analog filters; MSB D/A-converter adjustments; voltage-driven amplification; Duo-Beta feedback. 24-selection program memory with repeat play; random play; optical digital-direct output jack; system bus computer circuits with CD synchro one-touch recording \$600

DZ-111 CD Player

4x oversampling, dual 16-bit D/A converters. Features Duo-Beta dual feedback-loop; coaxial digital output; metal chassis and component shielding; high-mass magnetic disc clamper; 3-beam laser pickup. 32-track programming; random play; auto scan/pause; timer play; 9-key remote control. FR 5-20,000 Hz, ± 0.5 dB; THD 0.005%; S/N 106 dB; dynamic range 96 dB; ch sep at 1,000 Hz 100 dB. 17¼ x 3¾ x 12¼ in \$350

DZ-92 CD Player

4x oversampling, dual 16-bit D/A converters. Features 3-beam laser; all-metal housing and chassis; Duo-Beta dual feedback-loop; Star circuit topology. 20-track programming; multi-function remote control. FR 5-20,000 Hz ± 0.5 dB; S/N 105 dBA; THD 0.06%; ch sep 95 dB at 1,000 Hz. 17¼ x 3¾ x 9¾ in; 6.8 lb \$250

CD Changers

DC-114 7-Disc CD Changer

8x oversampling, dual 18-bit D/A converters, 6-disc magazine and single-disc tray. Features 3-beam laser; high-mass magnetic disc changer; all-metal housing and chassis; dual mounting system; Duo-Beta dual feedback-loop; Star circuit topology. 24-track programming; random play; timer play; multifunction remote control. FR 5-20,000 Hz ± 0.5 dB; S/N 104 dBA; THD 0.005%; ch sep 95 dB at 1,000 Hz. 17¼ x 4¾ x 13½ in; 15.1 lb \$800

DC-113 7-Disc CD Changer

8x oversampling, dual 16-bit D/A converters, 6-disc magazine and single-disc tray \$600

MAGNAVOX

CD Players

CDB502 CD Player

4x oversampling, dual 16-bit D/A converter. 15-button wireless remote control; random play; 20-track programming; intro scan; 3-in CD compatible. 16½ x 4¾ x 11 in \$180

CDB500 CD Player

4x oversampling, dual 16-bit D/A converters; CDM-4 laser-scanning assembly. Random

IT'S WILD.

FIRST, TAKE THE PIONEER® MULTI-PLAY CD CHANGER WITH ITS
6-DISC MAGAZINE CARTRIDGES.

HOOK IT UP TO THE PIONEER MULTI-PLAY 6-CASSETTE CHANGER
WITH ITS CD SYNCHRO FEATURE.


NOW YOU'VE GOT A SERIOUS SETUP FOR TAPING 6 CDs ONTO
6 CASSETTES AUTOMATICALLY.

PUSH ONE BUTTON AND YOU'RE OUT OF CONTROL.

© 1991 Pioneer Electronics (USA) Inc., Long Beach, CA.

Call 1-800-421-1606, ext. 224, for the dealer nearest you.

 **PIONEER**
The Art of Entertainment



Pioneer, the leader in multi-play, offers CD synchro recording and 6-disc cartridges that are compatible with our car CD changer. CD player includes offer for free additional 6-disc magazine.

CD • COMPONENTS

play; 20-track programming; intro scan; 3-in CD compatible. 16½ x 4½ x 11 in \$170

Combi-Player

CDV-305 CD Combi-Player

4x oversampling, dual 16-bit D/A converters. Plays 3- and 5-in CD's, 5-in CDV's, 8- and 12-in videodiscs. CX NR system. 42-button wireless remote control; auto program edit; 5-mode repeat; random play; 20-chapter/track programming; auto music scan; two-speed scan. Audio: FR 3-20,000 Hz ±0.5 dB; S/N 97 dB; dynamic range 94 dB; THD 0.003% at 1,000 Hz. Video: hor res 425 lines; S/N 48 dB. 16½ x 5 x 16½ in \$549

Carousel Changers

CDC552 5-Disc CD Changer

4x oversampling, dual 16-bit D/A converters, 5-disc carousel. Features wireless remote control; 30-track programming; 3-speed review with cueing; random play; 4 discs changeable during play; intro scan; 3-in CD compatible. 16½ x 4½ x 15½ in \$300

CDC550 5-Disc CD Changer

4x oversampling, dual 16-bit D/A converters, 5-disc CD carousel. 30-track programming; 3-speed review with cueing; random play; 4 discs changeable during play; intro scan; 3-in CD compatible. 16½ x 4½ x 15½ in \$250

MCINTOSH

MCD 7007 CD Player

4x oversampling, dual 16-bit D/A converters. 18-bit dynamic range; anti-jamming motorized front-loading tray. Programmable directly from short scan of each track; three-speed search; remote control; damaged disc/mute error correction indicator; digital output; headphone jack with volume control. FR 20-20,000 Hz +0, -0.3 dB; THD 0.0012% at 1,000 Hz; S/N 107 dB; ch sep 102 dB at 1,000 Hz. 16½ x 5½ x 13 in; 18 lb \$1,995

MELOS

CD-T Bitstream CD Player

Vacuum tube, 1-bit D/A converter, dual-chassis design. Features toroidal transformer-regulated power supplies in aluminum chassis. Gold-plated Tiffany connectors. Frequency response 20-20,000 Hz ±0.2 dB; total harmonic distortion 0.07%; signal-to-noise ratio 90 dB; output 3 V rms; output impedance 100 ohm \$1,695

MEMOREX BY MEMTEK

CDX-8100 Portable CD Player

8x oversampling, 16 bits. Features auto search; track-sequence programming; repeat play; digital display; shuffle play; auto power-off. Variable line outputs; headphone output with level control. Includes carrying pouch and AC adaptor. FR 20-20,000 Hz; THD 0.09%; S/N 80 dB. 1 lb \$249

MERIDIAN

Model 208 CD Player/Preamplifier

256x oversampling, dual PDM bit-stream D/A converters. Passive differential analog filters; high-stability master clock; high-speed tracking servo; circuit built on computer-grade 4-layer PC boards; two-box construction separates transport and electronics. Analog preamp with 3 inputs and 64-step volume control; two optical digital outputs; coaxial digital output; ana-

log input convertible to phono preamp with optional M/M board; LED display; lighted control keys; remote control. FR 20-20,000 Hz; S/N >106 dBA; THD <0.004%. Matte-black finish with glass front. 12¾ x 4 x 12¾ in \$2,950

Model 602 CD Transport

Features microprocessor control with proprietary microcode for control and tracking functions. High-speed servos employ analog and digital elements; user-adjustable track-select settling time assures any digital processor has time needed to lock onto digital data. Meridian "Optical Comms" inter-unit communication system transfers commands/information between 600 Series components without ground loops or interference; two-box chassis design. Fully compatible with Meridian 200 Series, multiroom, and digital-active speaker components that utilize optical and/or coaxial connections; LED indicators and gold control keys. Black-anodized finish with glass front. 12¾ x 4 x 12¾ in \$2,750

Model 206 CD Player

2-piece player with 4x oversampling, 16-bit D/A converters. Units are linked and provide physical and electrical isolation between transport, power supply, and digital and analog electronics. Features single processor; passive analog filter. Next/previous track and index; continue button which restarts CD at last location; display of track, index, track/disc time, disc remaining time; optical and coaxial digital outputs. 12½ x 4 x 12 in; 20 lb \$1,990

MICROMEGA

The following products are distributed by Versa Dynamics.

TRIO 3-Piece CD Player

Three-chassis system consisting of TRIO CD turntable, TRIO BS bitstream D/A converter, and TRIO AL isolated power supply. Top-loading CD transport features single-beam radial arm mechanism; die-cast aluminum alloy base plate (Philips type CDM1 mkII); 3-point transport mount: 1 rigid and 2 of damped polymer; 3-point suspension chassis; soft polymer feet and rigid spike foot; optical output; digital coax output electrically isolated with Hewlett Packard optical coupler; carbon fiber/Kevlar/brass damping stabilizer; remote control. Dual converters features dual-differential time-align configuration with 3 separate DC feeds for each converter IC; third-generation enhanced error correction; switchable optical and digital coax inputs; absolute phase, mute, and 12-dB attenuation switches; discrete Class A audio output stage using matched transistors; 10-ohm output impedance to minimize cable interaction; WBT gold-plated output jacks. Power supply features 4 toroidal transformers, each with 4 windings; 16 regulated power supplies, 6 with discrete Class A push/pull regulators; precision voltage reference \$7,500

DUO 2-Piece CD Player

Isolated 2-chassis system consisting of DUC CD turntable and DUO BS bitstream D/A converter. Top-loading CD transport features single-beam radial arm mechanism; die-cast aluminum alloy base plate (Philips type CDM1 mkII); 3-point transport mount: 1 rigid and 2 of damped polymer; 3-point suspension chassis; soft polymer feet and rigid spike foot; optical output; digital coax output electrically isolated with Hewlett Packard optical coupler; carbon fiber/Kevlar/brass damping stabilizer; remote control. Converter features third-generation

enhanced error correction; oversized toroidal transformer; 10 separate regulated power supplies; precision voltage reference; switchable optical and digital coax inputs; absolute phase switch; discrete Class A audio output stage using matched transistors; 10-ohm output impedance to minimize cable interaction. Transport: 13 x 3¾ x 11½ in; 19 lb \$3,000
Converter: 3¾ x 3¾ x 12 in; 4 lb \$975

SOLO CD Player

Top-loading transport and 1-bit converter. Features single-lens radial arm drive mechanism (Philips type CDM-4); third-generation enhanced error correction; low-hum toroidal transformer for converter with separate transformer for transport; 9 regulated power feeds to digital and analog circuits; discrete Class A audio output stage; 3-point chassis isolation; rigid spike and soft polymer feet; optical output; digital coax output electrically isolated by Hewlett Packard optical coupler; carbon fiber/Kevlar/brass damping stabilizer; remote control. 13 x 3¾ x 11½ in; 21 lb \$2,795

Duo BS Bitstream D/A Converter

Features third-generation enhanced error correction; oversized toroidal transformer; 10 separate regulated power supplies; precision voltage reference; switchable optical and digital coax inputs; absolute phase switch; discrete Class A audio output stage using matched transistors; 10-ohm output impedance to minimize cable interaction. 3¾ x 3¾ x 12 in; 4 lb .. \$975

MIRROR IMAGE AUDIO

Model .4D D/A Converter

8x oversampling, 20-bit D/A converter. Features fixed, variable and balanced analog line outputs; 3 digital and 2 fiber-optic outputs. FR 20-20,000 Hz ±0.1 dB; S/N >110 dB; THD <-96 dB. 0.6 lb \$5,135

Model .3D D/A Converter

8x oversampling, 20-bit D/A converter. Features fixed line output; 3 coaxial digital and 2 fiber-optic outputs. FR 20-20,000 Hz ±0.1 dB; S/N >110 dB; THD <-96 dB. 6.8 lb \$3,990

Model .2D D/A Converter

8x oversampling, 20-bit D/A converter. Features coaxial digital and fiber-optic outputs. FR 20-20,000 dB ±0.1 dB; S/N >110 dB; THD <-96 dB. 6.8 lb \$1,985

MITSUBISHI

M-V8000 Combi-Player

8x oversampling, 18-bit D/A converter. Plays 3-, 5-in CD's; 5-in CDV's; 8-, 12-in videodiscs. 2 A/V outputs; S-video output; coaxial and optical digital output. Plays two-sided disc without turning them over; digital field memory; still-frame or strobe-motion; 20-track programming; intro scan; chapter/track search; auto programming edit \$1,499

M-V6021 Combi-Player

1-bit D/A converter. Plays 3-, 5-in CD's; 5-in CDV's; 8-, 12-in videodiscs. A/V output; S-video output; coaxial and optical digital output. Plays two-sided disc without turning them over; 20-track programming; calendar display; intro scan; chapter/track search; auto programming edit \$899

M-C6010 5-Disc CD Changer

8x oversampling, dual 18-bit D/A converters, 5-disc magazine. Video input for CD+G decoder; video output; optical and coaxial digital outputs

CD • COMPONENTS

and headphone jack. Remote control; 20 programs per magazine for 50 magazines; on-screen display; tape edit; audible scan; index search; random play; 3-in CD compatible \$849

M-C4030 5-Disc CD Changer

4x oversampling, dual 18-bit D/A converters, 5-disc magazine. Remote control; 20-step programming; audible and intro scan; index search; random play; 3-in CD compatibility; headphone jack \$499

M-C2050 CD Player

1-bit D/A converters. Coaxial and optical digital outputs. 20-track programming; calendar display; audible scan; intro scan; random play; remote control; 3-in CD compatibility; headphone jack \$349

MOD SQUAD

Signature CD Player

4x oversampling and dual 16-bit D/A converters. Features fast-setting, current-summing amplifier stage; proprietary zero-feedback voltage regulation for analog section and D/A converter voltage reference; all direct-coupled circuitry; DC servo amplifier. Absolute phase inversion from front panel or remote. Wireless programmable remote with motorized volume; 20-track programming with Favorite Track Selection; indexing; music search; A-B loop; coaxial and optical digital outputs; fixed and variable line outputs. FR 0.1-20,000 Hz ± 0.5 dB; S/N -100 dB; THD 0.005%; output level 4 V rms . \$2,995

McCormack CD Transport

Features High-Speed Digital-Interfacing drive circuitry; Soft Shoes damping feet; damping spike; absolute phase inversion from front panel and wireless remote control. Optical and 2-coaxial output; aluminum and copper-plated steel chassis; random play; auto music scan, A-B looping; indexing \$1,995

Prism II CD Player

4x oversampling and Philips 16-bit digital processing. Digital data and clock lines timed for current synchronization and minimal jitter; fast-setting, current-summing amplifier stage; proprietary zero-feedback regulators for analog section and for D/A-converter voltage reference; direct-coupled circuitry; DC servo amplifier. Remote control; 20-track random programming; repeats disc, track, program, and phrase; digital-time-domain alignment; fixed and variable line outputs; output level 4 V rms; coaxial digital outputs. FR 0.1-20,000 Hz, ± 0.05 dB; S/N -110 dB; THD 0.02%; 11 lb \$1,895

MSB

Gold 630 CD Player

Low imp power supply; Cardas output phono jacks, line cord, and shielding; REL capacitors, 1% resistors; soldered connections; slew rate 2,000 V/ μ s; 30-track programming; 144-disc memory; solid brass panels \$3,295
Silver 630 CD Player. As above, without solid-brass panels or Cardas line cord and shielding \$1,895

CDV Combi-Player

CD section similar to Gold 630. Utilizes modified Philips video technology. First stage DC servo with a trans imp amp at 2,000 V/ μ s; slew rate 3000 V/ μ s; low imp power supply; Cardas output phono jacks; Crown select D/A converter; REL capacitors; 1% resistors; soldered connections; magnetic and electrostatic shielding; 0.6 damping factor \$2,995

MUSEATEX

Melior CD Player

Features front-loading CD transport incorporating Philips swing-arm laser servo, aluminum drive, custom suspension; C-Lock jitter-elimination circuitry; fiber and cable outputs; Museatex software provides programming capabilities. 5 year warranty (1 year on drive). 16 lb \$1,750

Mellor D/A Converter

18-bit, 8x oversampling. Features C-Lock jitter elimination circuitry; Philips SAA 7350 chip; auto selection of sampling rate from optic and cable inputs. Frequency response 5-20,000 Hz; S/N >95 dB; THD <0.03%. Wood finish. 5-year warranty. 7 lb \$900

MUSICAL CONCEPTS

Eden CD Player

1-bit D/A converter. Outboard power supply for analog circuits; fixed, variable, and balanced line outputs; optical and coaxial outputs; headphone with level control. Wireless remote control; elapsed-time display; 24-track programming; 4-way repeat. FR 2-20,000 Hz; S/N 96 dB A-weighted; THD 0.0025%. Gold-matte finish. 37 lb \$3,295

Epoch III CD Player

1-bit D/A converter. Outboard power supply for analog circuits; fixed line output; coaxial output; headphone with level control. Wireless remote control; elapsed-time display; 30-track programming; 4-way repeat. FR 2-20,000 Hz; S/N 100 dB A-weighted; THD 0.0025%. 10 lb \$1,295
Era III. As above, separate transformer/power supply analog circuits \$895
Enigma III. As above, without power supply \$595

NAD

The following products are distributed by Lenbrook.

Model 5000 Monitor Series CD Player

32x oversampling, 1-bit MASH D/A converter. Features separate regulated power supplies for analog and digital sections; dynamic-range circuit; 10-key direct-track access and programming; wireless remote control volume control \$499

Model 5060 Monitor Series 6-disc CD Changer

4x oversampling, 16-bit D/A converter, 6-disc magazine. Features all-disc random play; 32-track programming; intro scan; serial digital output; wireless remote control with volume \$449

Model 5440 Classic Series CD Player

32x oversampling, 1-bit MASH converter. Features separate power supplies for analog and digital sections; dynamic-range circuit; remote control \$429

Model 5425 Classic Series CD Player

32x oversampling, 1-bit MASH converter. Features full programmability; low-imp output; remote control \$299

NAIM

NA CDS CD Player

Top-loading design with separate power supply. Features precision-suspended mounting for custom high-torque transport. Special low-

mass magnetic clamp. Philips 16-bit 4x-oversampling chip set. Absolute phase correct with linear phase, pure DC beyond D/A converter. multifunction remote. FR 10-18,000 Hz ± 0.1 dB; output level 2 V rms at 1 kHz; output imp 100 ohms. DC offset-sensing protection circuits with fail-safe relay muting. \$6,750

NAKAMICHI

CDPlayer2 7-Disc CD Changer

8x oversampling, 20-bit D/A converter, 6-disc internal magazine Music Bank system plus single-disc tray. Disc stabilizer; linear-phase 3rd-order Bessel-type analog filtering; digital de-emphasis; regulated power supply; isolated ground topology; floating disc-drive. 3-in disc compatible; memory play; random play; synchro recording; disc scan; repeat play; system remote terminal; adjustable output level; digital output; disc calendar; headphone output with level control; wireless remote control. FR 5-20,000 Hz ± 0.5 dB; S/N ratio >105 dBA; THD 0.0025%; ch sep >98 dB \$799

CDPlayer3 7-Disc CD Changer

8x oversampling, 18-bit D/A converter, 6-disc internal magazine Music Bank system plus single-disc tray. Disc stabilizer; linear-phase 3rd-order Bessel-type analog filtering; digital de-emphasis; regulated power supply; isolated ground topology; floating disc-drive mechanism. 3-in disc compatible; memory play; random play; disc scan; repeat play; system remote terminal; disc calendar; headphone output with level control; wireless remote control. FR 5-20,000 Hz ± 0.5 dB; S/N >103 dBA; THD 0.0035%; ch sep >97 dB. 17 x 4 x 14 1/4 in; 12 lb \$599

CDPlayer4 CD Player

8x oversampling, 18-bit D/A converter. Linear-phase 3rd-order Bessel-type analog filtering; regulated power supply; isolated ground topology; floating disc-drive mechanism. 3-in disc compatible; memory play; repeat play; system remote terminal; digital output terminal; headphone output with level control; wireless remote control. FR 5-20,000 Hz ± 0.5 dB; S/N >100 dBA; THD 0.0035%; ch sep >95 dB. 17 x 4 x 12 1/2 in; 11 lb \$349

NIKKO

NCD 2000R CD Changer

4x oversampling, 20-bit D/A converter. 6-disc capacity. Fixed line outputs; remote; 32-track programming. FR 20-20,000 Hz; S/N 90 dBA; 13 1/2 lb \$319

NCD 2500R CD Changer

8x oversampling, 20-bit D/A converter. 5-disc capacity. Fixed line outputs; remote; 32-track programming; headphone jack; FR 4-20,000 Hz; S/N 95 dBA; THD 0.007%; 13 1/2 lb \$279
NCD 300. Same as above, no remote \$279

NCD 1050 R CD Changer

4x oversampling, 18-bit D/A converter. Fixed line outputs; remote; 32-track programming; FR 20-18,000 Hz; S/N 100 dBA. 9 1/4 lb \$269

NCD 2200 CD Changer

8x oversampling, 20-bit D/A converter. Fixed line outputs; 32-track programming; headphone jack; FR 4-20,000 Hz; THD 0.007%. 13 1/2 lb \$249

NCD 200 CD Player

8x oversampling, 20-bit D/A converter. Fixed line outputs; 30-track programming; headphone jack; FR 20-20,000 Hz; S/N 100 dBA. 8 1/4 lb \$189

CD • COMPONENTS

NCD 910R CD Player

4x oversampling, 16-bit D/A converter. Fixed line inputs; 20-track programming; remote; headphone jack; FR 20-20,000 Hz \pm 3 dB; S/N 95 dBA; THD 0.07%. 7 1/4 lb \$169

NCD 730 CD Player

4x oversampling, 16-bit D/A converter. Fixed line inputs; 16-track programming; headphone jack; FR 20-20,000 Hz \pm 2 dB; S/N 100 dBA; THD 0.008%. 8 3/4 lb \$159

NCD 150 CD Player

4x oversampling, 18-bit D/A converter. Fixed line inputs; 20-track programming; headphone jack; FR 20-25,000 Hz \pm 1.5 dB; S/N 95 dBA; THD 0.07%. 9 1/4 lb \$159

NIKKODO

All players have 2 microphone inputs and are designed for sing-along or Karaoke.

LV-220A Karaoke Combi-Player

Plays 3-, 5-in CD's; 5-in CDV's; 8-, 12-in video-discs. Features pitch control to change musical key; digital echo processor; vocal changer to eliminate vocals on multiplex software; 35 watts amplifier; audio output; headphone jack. 20-track programming; wireless remote control. Signal-to-noise ratio 100 dB. 16 1/2 x 4 1/2 x 13 1/2 in; 26.5 lb \$2,459
GR-2 graphic decoder for CD graphics. \$1,030

LV-100 Karaoke Combi-Player

Plays 3-, 5-in CD's; 5-in CDV's; 8-, 12-in video-discs. Features digital echo processor; vocal changer to eliminate vocals on multiplex software; multiplex sound switch; audio output; headphone jack. 20-track programming; wireless remote control. S/N 100 dB. 16 1/2 x 4 1/2 x 13 1/2 in; 26.5 lb \$1,569

LV-2000 Karaoke Combi-Player

Plays 3-, 5-in CD's; 5-in CDV's; 8-, 12-in video-discs. Features digital echo processor; vocal changer to eliminate vocals on multiplex software; multiplex sound switch; audio output; headphone jack. 20-track programming; repeat play; tape editing; auto-disc turnover; wireless remote control. S/N 103 dB \$999

CD-G100 Karaoke Combi-Player

Plays 3-, 5-in CD's; 5-in CDV's; 8-, 12-in video-discs. Features digital echo processor with volume; graphic decoder; input and output for key controller; audio output; 3 video input; headphone jack. 20-track programming; random, repeat play; auto music scan; wireless remote control. S/N 96 dB. 16 1/4 x 5 x 12 in; 17.6 lb \$999

NSM

NSM CD 2100 100-Disc CD Changer System

4x oversampling, 16-bit D/A converter, two 50-disc magazines. Features Philips CDM-3 laser system; 10-button keyboard for controlling changer; LED display; random, repeat, advance play; 99-track programming. FR 20-20,000 Hz \pm 0.1 dB; THD 0.0024%; IM 0.003%; ch sep 93 dB; output imp 200 ohms. Changer: 18 1/2 x 14 x 8 in; controller: 17 x 5 x 11 in \$4,500

NSM CD 2101 AC 100-Disc Jukebox

Computer-controlled version of CD2100. Requires IBM or compatible with 256K of memory, disc drive, RS-232 interface. Features powerful programming options and plays CD-ROM discs; coaxial output. CD-access time < 1 sec; CD changing time 5 sec. 18 1/4 x 17 1/2 x 12 in; 70.4 lb \$4,000

NUMARK

CD6020 2-Disc CD Player

Dual transport system with 8x oversampling, 18-bit D/A converter. Beat Sync and Integrate automated mixing functions or dual manual play with \pm 8% speed control; fading from one CD to other; LED indicators for disc status information, location/track number, and elapsed time; memory. Includes remote control and 2-DB25 serial control cables. FR 1-20,000 Hz \pm 0.5 dB; THD 0.0028% at 1,000 Hz, 0 dB; S/N 106 dB. All-metal chassis; control keys incorporated into separate unit. Control unit: 19 x 3 1/2 x 4 in; 6 lb. Transport unit: 19 x 5 1/4 x 10 in; 21 lb \$1,995

CD5020 2-Disc CD Player

Features dual manual transports with separate outputs and \pm 8% speed control; audible cueing; headphone monitoring. Includes remote control and 1 1/2-m interconnect cables. Fits all 19-in EIA racks. Remote control: 19 x 3 1/2 x 6 1/2 in. Transport unit: 19 x 15 1/4 x 9 in \$1,275

ONKYO

The following components are compatible with Onkyo's RI integrated-system remote control.

CD Players

Integra Series

Grand Integra DX-G10 CD Player

8x oversampling, dual 18-bit D/A converters with 4 MSB calibration. Features 5-element opto-coupling; cast-steel antivibration chassis; high-speed linear-motor laser transport; 3rd-order GIC-type analog output filters; separate transformers for digital and analog stages. Variable-speed scan and cue; 4-mode repeat; 16-track programming; 10-key direct play; time-search function; phase-reverse switch; coaxial and optical digital outputs; fixed and variable analog outputs; variable intensity display; remote control \$2,500

DX-708 CD Player

8x oversampling digital filter, dual 1-bit D/A converters. AccuPulse quartz system. Features opto-coupling; complementary distortion canceler; optical digital output; center-mounted aluminum die-cast disc tray. Intro play; memory reverse; auto fade; 5-mode repeat; 2-mode shuffle play; 2-mode high-speed scan \$750

DX-706 CD Player

8x oversampling digital filter, dual 1-bit D/A converters. AccuPulse quartz system. Features opto-coupling; complementary distortion canceler; optical digital output; center-mounted aluminum die-cast disc tray. Intro play; memory reverse; auto fade; 5-mode repeat; 2-mode shuffle play; 2-mode high-speed scan \$550

DX-704 CD Player

8x oversampling digital filter, dual 1-bit D/A converters. AccuPulse quartz system. Features optical digital output; music file program memory for up to 340 discs; CD synchro start; 20-track programming; 4-mode repeat; shuffle play; 10-key direct access; 3-mode display; headphone jack with volume control; 28-key remote control \$350

DX-702 CD Player

8x oversampling digital filter, dual 1-bit D/A converters. AccuPulse quartz system. Features optical digital output; CD synchro start; 20-track programming; 4-mode repeat; shuffle play; 10-key direct access; 3-mode display;

headphone jack with volume control; 26-key remote control \$230

DX-700 CD Player

8x oversampling digital filter, dual 1-bit D/A converters. AccuPulse quartz system. Features CD synchro start; 20-track programming; 3-mode repeat; 3-mode display; headphone jack with volume control \$200

CD Changers

DX-C510 7-Disc CD Changer

8x oversampling, dual 18-bit D/A converters with MSB calibration, 6-disc magazine plus single-disc tray. Features opto-coupling; random playback; 3-beam laser pickup. Program memory for 340 discs; headphone jack with level control; fluorescent display \$450

DX-C310 6-Disc CD Changer

8x oversampling, dual 18-bit D/A converters with MSB calibration, 6-disc magazine. Features 3-beam laser pickup. Random play; 40-track programming; 4-mode repeat; remote control \$360

DX-201 5-Disc CD Changer

4x oversampling digital filter, dual single-bit D/A converters, 5-disc carousel. CD synchro start; 36-track programming; 5-mode repeat; shuffle play; aluminum-front panel; 3-mode display; headphone jack with volume; 27-key remote control \$300

OPTIMUS BY RADIO SHACK

SCT-50 CD Player/Cassette Deck

4x oversampling, 16-bit D/A converters. 16-track programming. Dolby HX Pro, Dolby B NR, auto bias selection, and one touch CD-to-cassette synchro dubbing. CD: FR 20-20,000 Hz; S/N 95 dB; THD 0.002% at 1,000 Hz. Cassette: S/N 69 dB; W&F 0.08%. 17 1/4 x 5 x 10 1/4 in \$299

CD-6200 5-Disc CD Changer

8x oversampling, dual 18-bit D/A converters, 5-disc carousel. 32-track programming. Auto-space for dubbing. 1/4-in headphone jack with volume control. 3-in CD compatible. Remote. FR 20-20,000 Hz \pm 5 dB; S/N 105 dB; THD 0.008% at 1,000 Hz. 17 x 5 1/4 x 14 1/2 in \$249

CD-6120 5-Disc CD Changer

4x oversampling, dual 18-bit D/A converters, 5-disc carousel. Discs can be removed without interrupting playback. 32-track programming. 3-in CD compatible. Remote. FR 20-20,000 Hz \pm 1, -2 dB; S/N ratio 100 dB; THD 0.04% at 1,000 Hz \$239

CD-1760 CD Player

8x oversampling, dual 18-bit D/A converters. 32-track programming. 1/4-in headphone jack with volume control. 3-in CD compatible. Remote. Frequency response 20-20,000 Hz \pm 0.5 dB; signal-to-noise ratio 105 dB; THD 0.008% at 1,000 Hz. 13 1/4 x 3 1/4 x 11 in \$219

CD-1660 CD Player

8x oversampling, dual 18-bit D/A converters. 20-track programming. 1/4-in headphone jack with volume control. 3-in CD compatible. Remote. FR 20-20,000 Hz \pm 0.5 dB; S/N 100 dB; THD 0.005% at 1,000 Hz. 17 1/4 x 3 3/4 x 9 3/4 in. . . \$219

CD-2460 CD Player

4x oversampling, dual D/A converters. 16-track programming. 1/4-in headphone jack. 3-in CD compatible. Remote. FR 20-20,000 Hz \pm 0.5

Finally, a CD player that reproduces all of the music, not just bits and bytes of it.



Adcom's new GCD-575 Compact Disc Player has been worth waiting for. Now there's a CD player with analog audio circuits as advanced as its digital stages. Featuring a no-compromise Class "A" audio section, the GCD-575 is the first affordable CD player that delivers the long anticipated technical benefits of digital

sound. So visit your authorized Adcom dealer and listen to all of the music... not just bits and bytes of it.

ADCOM[®]
fine stereo components

11 Elkins Road, East Brunswick, NJ 08816 U.S.A. (201) 390-1130
Distributed in Canada by PRO ACOUSTICS INC. Pointe Claire, Quebec H9R 4X5

CD • COMPONENTS

dB; S/N 95 dB; THD 0.009%. 13¼ x 3¼ x 11¼ in \$199

CD-3360 Portable CD Player

8x oversampling, dual 16-bit D/A converters. Wired remote. 20-track programming. Includes carry pouch, shoulder strap, and cable for home use. AC/DC adaptor required. FR 20-20,000 Hz + 0.1, -2 dB; S/N 80 dB; THD 0.04% at 1,000 Hz. 5¼ x 1¼ x 5¼ in \$199

PANASONIC

CD Player

SL-PG354 CD Player

4x oversampling, dual D/A converters. High-speed linear access system; 3-in-compatibility CD. 20-step programming; auto program edit; skip/search/repeat. FR 2-20,000 Hz ± 1 dB; S/N 96 dB. 17 x 3½ x 10¼ in; 7.9 lb \$150

Combi-Player

LX-101 Combi-Player

1-bit MASH D/A converter. Plays 3-, 5-in CD's; 5-in CDV's; 8, 12-in videodiscs. One-spindle brushless direct-drive motor and magnetic clamping; aspherical glass pickup lens; 2 pairs of A/V outputs and S-video output; on-screen display (chapter number, frame number, elapsed time, track number); 38-key remote control. Audio: track search; random play; skip; six repeat modes; 20-track programming; auto program; edit; intro scan; headphone jack with level control. Video: time-base corrector; digital V/C separation; shuttle control; picture recall. 16¼ x 4¼ x 15½ in \$600

CD Changer

SL-PC364 5-disc CD Changer

4x oversampling, 1-bit MASH D/A converter. High-speed linear access system; 3-in disc compatibility. 32-track programming; auto program edit guide; random play and repeat play; rotates both ways for rapid disc access. FR 2-20,000 ± 1 dB; S/N 100 dB. 17 x 4¼ x 4¼ in; 10.4 lb .. \$220

Portable CD Systems

RX-DT680 Portable CD System

CD player with 4x oversampling, 1-bit MASH D/A converter; biamped bass-reflex speaker system with 5-in woofer and 3-in mid/bass tweeter; bass boost; AM/FM tuner; autoreverse double cassette deck; 5-band graphic EQ; detachable shielded speakers. CD features: 36-track programming; skip, search, repeat, random play; auto program edit. Tuner: 10 AM/FM presets; clock/timer with sleep function. Tape: high-speed and synchro-start editing; auto tape level. 37-key remote; 2 CD out jacks; 4 external speaker jacks; headphone jack. Runs on 10 D batteries. 12¼ x 10½ x 9¼ in; 19.2 lb \$390

RX-DT55 Portable CD System

CD player with 4x oversampling, 4 D/A converters; AM/FM tuner; autoreverse double cassette deck; two 5-in woofers, two 1-in tweeters; with XBS extra bass; tone and volume controls. CD features: 36-track programming; 10-key direct access on remote; skip, search, repeat, random play functions; auto program edit; auto tape-level setting. Tuner: 10 AM/FM presets; clock/timer with sleep function. Tape: high-speed and synchro-start dubbing; auto tape select; tape program sensor; auto-stop; tape program sensor. 37-key wireless remote control. Runs on 10 D batteries. 26¼ x 7¾ x 9¼ in; 13.6 lb \$380

RX-DS45 Portable CD System

CD players; AM/FM tuner; autoreverse cassette deck and bi-amp system with bass boost and bass-reflex speakers with 5-in woofer and 3-in mid/tweeter. CD features: 36-track programming; skip, search, repeat, random program; auto-edit. Tuner: 10 AM/FM presets; clock/timer with sleep function. Tape: auto tape selector; Dolby B NR; auto tape level. Wireless remote control; 2 aux-in jacks; mic/headphone jacks. Runs on 10 D batteries. 25½ x 6¾ x 9¼ in; 13.5 lb \$350

RX-DS620 Portable CD System

Tuner with 10 AM/FM preset; autoreverse cassette deck; two 2-way speakers; CD player with 36-track programming; LCD readout. Other features: bass boost; 5-band graphic EQ. 13¼ x 9 x 8¼ in; 14.6 lb \$280

RX-DS20 Portable CD System

CD player with 36-track programming; Tuner with 12 AM/12 FM presets; autoreverse cassette deck; 5-band graphic EQ. 26¼ x 7¾ x 8¼ in; 12.6 lb \$260

Portable CD Players

SL-PH1 Portable CD Player

4x oversampling, 4 D/A converters. Features AM/FM tuner with 7 FM/7 AM presets; two 3-in speakers; backlit LCD; digital clock with alarm function; 18-track programming; repeat; skip/search; memory recall; 3-in-CD single compatible. FR 20-20,000 Hz; S/N 94 dB. 13 x 2½ x 6 in; 2.6 lb \$240

SL-NP1 Portable CD Player

4x oversampling, dual D/A converters. Features 18-track programming; skip/search; bass-boost; track/disc/program repeat; 3-in CD compatibility. Includes AC adaptor \$179

PARASOUND

C/DX-88 CD Player

8x oversampling, dual 18-bit D/A converters. Features 20-track programming, programmable repeat, 3-beam laser; regulated power supply; remote control, digital output. FR 5-20,000 Hz; S/N 110 dB; THD 0.002% \$370

PHILIPS

LHH1000 2-Piece CD Player

4x oversampling, 16-bit D/A converter with select-grade TDA-1541 "AS-1" chips. Separate CD transport and D/A converter. Transport features Philips' CDM-1 die-cast aluminum-alloy mechanism with single-beam laser pickup. Favorite-track selection; single-disc tray; 20-track programmable memory; 4-way repeat; disc/track-time display; headphone jack with level control; digital output; optical output; copper-plated alloy castings. Includes remote control. FR 20-20,000 Hz ± 0.1 dB; S/N 101 dB; THD 0.0015%. 62 lb \$4,000

Model 875 7-Disc CD Changer

4x oversampling, 16-bit D/A converter, six-disc magazine plus single-disc tray. Features aluminum front, metal chassis. 40-track programming with calendar-type display; favorite-track selection; shuffle play; A-B repeat; scan play; remote volume control; headphone jack with volume control. Includes LCD remote \$499

CD-40 CD Player

4x oversampling, dual 16-bit D/A converters. CDM-4 Radialinear composite laser mechanism; high-impact polystyrene chassis. 24-key

remote control; 20-track programming; track skip; A-B repeat; 3-in CD compatible \$279

AZ6804 Portable CD Player

Features dynamic bass-boost circuitry; built-in rechargeable 3-volt battery for 6 hours of cont playback on single charge; AC/DC adaptor. 20-track programming; CD intro scan; track skip; music search with cue; disc/single track repeat and hold; headphones; detachable shoulder strap; carrying case \$219

Combi-Players

CDV-600 CD Combi-Player

256x oversampling, 1-bit bitstream D/A converter. Plays 3- and 5-in CD's, 5-in CDV's, 8- and 12-in video discs. Video features: CX NR; 50-button jog/shuttle wireless remote control; digital-frame memory with freeze, strobe, and picture recall. CD features: record edit; 5-mode repeat; random play; 20-chapter/track programming; auto music scan; two-speed scan. S-video output; optical digital output. Audio: FR 2-20,000 Hz ± 0.5 dB; S/N >100 dB; dynamic range >97 dB; THD <0.002% at 1,000 Hz. Video: hor res 425 lines; S/N 49 dB. 17¼ x 4½ x 16 in \$1,029

CDV-487 CD Combi-Player

Plays 3- and 5-in CD's, 5-in CDV's, 8- and 12-in LD's. Features high-resolution chroma/luma processor; 10-key pad; favorite-track selection; 20-chapter/track programming; headphone jack with volume control; digital output. Includes remote control \$949

CDV-500 Combi-Player

1-bit Bitstream D/A converters. Plays 3- and 5-in CD's, 5-in CDV's, 8- and 12-in videodiscs. Features CX NR; wireless remote control; record edit feature; 5-mode repeat; random play; shuffle play; 20-chapter/track programming; auto music scan; two-speed scan; S-video output; optical digital output. Audio: FR 2-20,000 Hz ± 0.5 dB; S/N >100 dB; dynamic range >97 dB; THD <0.002% at 1,000 Hz. Video: hor res 425 lines; S/N 48 dB. 17¼ x 4½ x 16 in \$829

CDV-400 Combi-Player

4x oversampling, dual 16-bit D/A converters. Plays 3- and 5-in CD's, 5-in CDV's, 8- and 12-in videodiscs. Features CX NR; wireless remote control; record edit feature; favorite-track selection; 5-mode repeat; 20-chapter/track programming; auto music scan; two-speed scan; random play. S-video output; coaxial digital output. Audio: FR 3-20,000 Hz ± 0.5 dB; S/N 98 dB; dynamic range 94 dB; THD 0.003% at 1,000 Hz. Video: hor res 425 lines; S/N 48 dB. 16½ x 5 x 16¼ in \$599

PIONEER

PD-7700 CD Player

8x oversampling, 1-bit D/A converter. Features large gold insulators; optical digital output; CD/tape-synchro; 20-key remote control; digital level control; auto program edit and time-fade edit; delete play; direct track access; peak search; memory hold; reserve operation; 3-mode random play (normal/program/delete); 6-mode repeat 24-track programming; headphone output with volume control; timer play. FR 2-20,000 Hz ± 0.5 dB; S/N 106 dB. 16¼ x 5¼ x 10¼ in; 9.3 lb \$400

PD-6700 CD Player

8x oversampling, 1-bit D/A converter. Features monocoque disc drive; optical digital output; CD/tape-synchro; 20-key remote control; digi-

CD • COMPONENTS

tal level control; auto program edit; 20-key direct-track access; peak search; memory hold; 6-mode repeat; 24-track programming; 2-mode random play; headphone output with volume control; timer play. FR 2-20,000 Hz; S/N 102 dB. 16½ x 4 x 10½ in; 8 lb \$260

PD-5700 CD Player

8x oversampling, 1-bit D/A converter. Features monocoque disc drive base; CD/tape-synchro; 10-key remote control; digital level control; auto program edit; 10-key direct-track access; peak search; memory hold; 6-mode repeat; 24-track programming; 2-mode random play; headphone output with volume control; timer play. FR 2-20,000 Hz; S/N 102 dB. 16½ x 4 x 10½ in; 8 lb \$220

PD-4700 CD Player

8x oversampling, 1-bit D/A converter. Features CD/tape-synchro; auto program edit; 10-key direct-access; peak search; memory hold; 6-mode repeat; 24-track programming; 2-mode random play; timer play. FR 2-20,000 Hz; S/N 98 dB. 16½ x 3¾ x 10½ in; 8 lb \$190

CD Changers

PD-TM1 18-Disc CD Changer

8x oversampling, 1-bit D/A converter, triple 6-disc-magazine mechanism, single-disc tray. Features auto digital level controller; CD/tape-synchro; remote control; time-fade edit; one-touch digital fader; memory hold; auto power-on/off and eject; 2-mode random play; 48-track programming from 18 discs; delete play; 7-mode repeat; 10-key direct-track access; headphone output with volume control; timer play. FR 2-20,000 Hz; S/N 102 dB. 16½ x 7 x 13 in; 15 lb \$510

PD-M650 6-Disc CD Changer

8x oversampling, 1-bit D/A converter, 6-disc magazine, single-disc tray. Features CD/tape synchro; remote control; compu-PGM edit and time-fade edit; auto digital level controller; one-touch digital fader; multi-memory (up to 20 magazines/120 discs); memory hold; auto power-on/off and eject; 2-mode random play; 40-track random programming from 6 discs; command ID display; delete play; 7-mode repeat; 10-key direct-track access; power status backup; headphone output with volume control; timer play. FR 2-20,000 Hz; S/N 105 dB. 16½ x 5½ x 13 in; 11.3 lb \$440
PD-M640. As above, without single-disc loader or multi-memory \$380

PD-M550 6-Disc CD Changer

8x oversampling, 1-bit D/A converter, 6-disc magazine. Features CD/tape-synchro; remote control; time-fade edit; auto digital level controller; one-touch digital fader; memory hold; last disc memory; auto power-on/off and eject; 2-mode random play; 32-track random programming from 6 discs; delete play; 7-mode repeat; 10-key direct-track access; headphone output with volume control; timer play. FR 2-20,000 Hz; S/N 102 dB. 16½ x 4 x 11½ in; 8.6 lb \$325

PD-M455 6-Disc CD Changer

8x oversampling, 1-bit D/A converter, 6-disc magazine. Features CD/tape-synchro; remote control; time-fade edit; one-touch digital fader; auto digital level controller; memory hold; last disc memory; auto power-on/off and eject; 2-mode random play; 32-track programming play from 6 discs; delete play; 7-mode repeat; headphone output with volume control; timer play. FR 2-20,000 Hz; S/N 102 dB \$300

PD-M450 6-Disc CD Changer

8x oversampling, 1-bit D/A converter, 6-disc magazine. Features CD/tape-mechanism; CD-deck synchro; time-fade edit; one-touch digital fader; auto digital level controller; memory hold; last-disc memory; auto power-on/off and eject; 2-mode random play; 32-track programming from 6 discs; delete play; 7-mode repeat; timer play. FR 2-20,000 Hz; S/N 102 dB. 16½ x 3¾ x 11½ in; 8 lb \$270

Combi-Players

CLD-3090 Combi-Player

Dual 1-bit D/A converters. CD's and videodiscs. Digital time base corrector; optical digital audio output; 2 A/V outputs; FL display with music calendar; FL display off switch. Audio: CD/peak search; CD/tape-synchro; random play; direct CD switch; CD level meter. FR 4-20,000 Hz; S/N 115 dB. Video: high-speed disc turn mechanism; A/B side select; remote control with jog and shuttle; 8-bit digital picture memory; single-chapter play switch; intro scan. Hor res 425 lines; S/N 50 dB. 16½ x 5½ x 17¼ in; 19 lb \$1,200

CLD-2090 Combi-Player

Dual 1-bit D/A converters. Plays CD's and videodiscs. S-video output; optical digital audio output; 2 A/V outputs; FL display with music calendar; headphone output. Audio: CD/peak search; CD/tape-synchro; random play; direct CD switch; CD level meter. FR 4-20,000 Hz; S/N 114 dB. Video: high-speed discs turn mechanism; A/B side select; remote control with shuttle; dual-mode scan; single-chapter play switch; intro scan. Hor res 425 lines; S/N 49 dB. 16½ x 5¼ x 17¼ in; 18.5 lb \$800

CLD-M90 Combi-Player

20-bit 8x-oversampling, 1-bit D/A converter. Plays CD's and videodiscs. FL display with contents calendar; program on-screen display; remote control; 2 A/V outputs and TV monitor output; RF adaptor out. Audio: auto edit; random play; CD/tape-synchro. FR 4-20,000 Hz; S/N 112 dB. Video: intro/highlight scan; dual-mode scan. Hor res 425 lines; S/N 48 dB. 16½ x 5½ x 17¼ in; 21 lb \$700

CLD-1090 Combi-Player

1-bit D/A converter. Plays CD's and videodiscs. S-video output; optical digital audio output; RF adaptor output; 2 A/V outputs; FL display with music calendar; headphone output. Audio: CD peak search; CD/tape-synchro; random play; direct CD switch; CD level meter. FR 4-20,000 Hz; S/N 112 dB. Video: remote control with shuttle; digital level control; dual-mode scan; single-chapter play switch; intro/highlight scan. Hor res 425 lines; S/N 49 dB. 16½ x 4¾ x 16½ in; 16.8 lb \$600

CLD-990 Combi-Player

1-bit D/A converter. Plays CD's and videodiscs. RF adaptor output; 1 A/V output; FL display with music calendar; remote control. Audio: CD peak search; random play; CD level meter. FR 4-20,000 Hz; S/N 100 dB. Video: dual scan mode; intro/highlight scan. Hor res 425 lines; S/N 48 dB. 16½ x 4¾ x 16¼ in; 16.8 lb \$500

Elite Series

CLD-95 Combi-Player

20-bit, 8x-oversampling digital filter, twin 20-bit D/A converters. Plays CD's and videodiscs. Features jitter-cancelling circuit; separate A/V circuits; brushless motor; S-video output; optical digital audio output; 2 A/V outputs. Audio:

random play; auto program edit. Video: Alpha Turn mechanism plays both sides of videodiscs; A/B side select; remote control with jog and shuttle; 8-bit digital picture memory; one shot memory \$2,000

PD-75 CD Player

Twin 1-bit D/A converters. Features stable platter mechanism design; center tray design; twin transformers (1 analog and 1 digital); Class A FET buffer amp; high-capacitance design; discrete push-pull power supply; peak search; copper-shielded crystal clock; brushless spindle motor, copper-plated chassis, copper-film wrapped capacitors; compu-program edit, auto program edit and time fade edit; memory hold; 20-key direct track select; optical digital output with motor-driven output; CD-deck synchro; random, delete random, and delete play; headphone output with motor-driven volume control. Urushi finish \$1,200

PD-M95 6-Disc CD Changer

Twin 1-bit D/A converters, 6-disc magazine. Features semi-center tray design; Class A FET buffer amp; twin transformers (1 analog and 1 digital); discrete push-pull power supply; auto-digital level control; direct-access/CD-deck synchro; multi-memory for 20 magazines/120 discs; music-type memory; command compu-program edit, time fade edit; random, delete random, and delete play; headphone with volume control; optical and coaxial digital output. Urushi finish \$850

CLD-31 Combi-Player

20-bit, 8x-oversampling digital filter, twin 1-bit D/A converters. Plays CD's and videodiscs. Features 2 S-video out; 2 gold-plated A/V outputs; optical digital audio output; headphone output. Audio: CD peak search; compu-program edit; CD-deck synchro; random play; direct CD switch; CD level meter (on screen). Video: remote control with shuttle; digital level control; dual mode scan; single chapter play; intro/highlight scan \$700

PD-41 CD Player

Twin 1-bit D/A converters. Features stable platter mechanism design; center tray design; twin transformers (1 analog and 1 digital); Class A FET buffer amp; high-capacitance design; peak search; copper-shielded crystal clock; compu-program edit, auto program edit and time fade edit; memory hold; 20-key direct track select; optical digital output; CD-deck synchro; motor-driven output level; random, delete random, and delete play; headphone output with motor-driven volume control \$600

PD-M51 6-Disc CD Changer

Twin 1-bit D/A converters, 6-disc magazine. Features semi-center tray design; twin transformers (1 analog and 1 digital); auto-digital level control; CD-deck synchro; multi-memory for 20 magazines/120 discs; music-type memory; compu-program edit, time fade edit; random, delete random, and delete play; headphone with volume control; optical digital output \$550

PD-31 CD Player

Twin 1-bit D/A converters. Features twin transformers (1 analog and 1 digital); high-capacitance design; peak search; compu-program edit, auto program edit and time fade edit; memory hold; 20-key direct track select; optical digital output; CD-deck synchro; motor-driven output level; random, delete random, and delete play; headphone output with motor-driven volume control \$450

CD • COMPONENTS

PROCEED

Proceed CD Library 100-Disc Changer

8x oversampling, 18-bit D/A converter, 100-disc jukebox-like magazine. Songs can be accessed by title, artists name, or musical genre. Features 2 random-play modes; sequence and delete modes; wireless remote control with LCD screen. Digital output; fixed and variable line-level output, single-ended or balanced. FR 10-20,000 Hz 0, -0.2 dB; S/N 105 dB (unweighted); THD 0.004%; IM 0.009%; ch sep 120 dB. 33¼ x 21½ x 21½ in; 175 lb \$14,000

PCD 2 CD Player

8x oversampling, dual Burr-Brown 18-bit D/A converters with glitch-free current output; two electronically regulated master power supplies feeding 11 distributed power supplies. Philips CDM1 MkII transport mechanism; RF line filtering; separate transformers for digital and analog sections to minimize grounding noise; regulated power supply provides two stage of power for drawer mechanism. Balanced output; cast-aluminum base plate; wireless remote control. FR 10-20,000 Hz +0, -0.2 dB; THD 0.004%; S/N 105 dB; ch sep 120 dB; IM 0.01%. 13¼ x 8¾ x 8¾ in; 27 lb \$2,150

PDP 2 D/A Converter

8x-oversampling, 18-bit Burr-Brown D/A converters featuring fast-setting current output, low-noise Schmitt trigger logic input circuitry; regulated power supply provides two stage of power for drawer mechanism; RF line filtering. Auto select 38-kHz, 44-kHz, or 48-kHz sampling frequencies. Three inputs via DAS RCA connectors, one female connector. FR 10-20,000 Hz +0 dB, -0.2 dB; THD 0.01% at 1,000 Hz; dynamic range >96 dB; S/N 105 dB; ch sep 120 dB. 15¼ x 3¾ x 8¾ in; 22 lb \$1,595

PDT 2 CD Transport

CD transport only, similar to the PCD 2 with no D/A converters. Digital output via RCA and XLR connectors \$1,495

PROTON

AC-620 CD Player

4x oversampling, dual 16-bit D/A converters. Features fixed and variable output; direct-track access; 20-track programming; random play; intro scan; headphone output; level control; repeat; search button; index button. Remote control compatible. FR 20-20,000 Hz ±0.3 dB; S/N 100 dB; THD at 1,000 Hz 0.003%. 18½ x 3¾ x 15½ in; 17.2 lb \$650

AC-422 CD Player

1-bit dual D/A converters. Features 20-track programming; random play; 4-way repeat and index functions; remote control. FR 20-20,000 ±0.3 dB; S/N 96 dB; THD at 1,000 Hz 0.005%. 17½ x 3¾ x 11½ in; 17.2 lb \$350

AC-421 CD Player

8x oversampling, dual 18-bit D/A converters. Features 20-track programming; random play; 4-way repeat; remote control \$300

PS AUDIO

PS Super Link D/A Converter

8x oversampling, 18-bit D/A converter. 1st-order phase linear analog filtering; coaxial and optical connectors; touch sensitive front panel switching; 3 independent power supplies; phase-invert switch; individually adjusted D/A converter chips; auto clock rate adjustment to accommodate digital source; gold plated Tiffany connec-

tors; upgradeable; low impedance high current output. 17 x 2½ x 9 in; 17 lb \$1,195

PS Digital Link II D/A Converter

8x oversampling, 18-bit D/A converter. 1st-order phase linear analog filtering; coaxial and optical connectors; touch sensitive front panel switching; auto clock rate adjustment; gold plated Tiffany connectors; upgradeable design; low impedance high current output. 17 x 2½ x 9 in; 15 lb \$799

QUAD

Quad 66 CD Player

4x-oversampling, D/A converters hand-selected for linearity/low noise. Remote; operation from Quad 66 series control panel. RCA output and coaxial digital output. FR 20-20,000 Hz ±0.1 dB; THD <0.003%; dynamic range >96 dB; ch sep >96 dB at 1,000 Hz; S/N >96 dB. 12¼ x 3¼ x 10 in; 7.7 lb \$1,200

QUASAR

CD831 CD Player

4x oversampling, 2 D/A converters. 20-track programming; edit guide; FL display with music matrix; high-speed linear motor access system; skip/search/repeat functions; remote control compatible. FR 2-20,000 Hz ±1 dB; S/N 96 dB. 14¾ x 3¾ x 11 in; 7.3 lb \$180

CD Changers

CD891 5-Disc CD Changer

MASH 1-bit D/A converter, 5-disc rotary design. Platter rotates both ways for rapid disc access; edit guide with disc auto link; 32-track programming; sequential play and repeat; random play; FL display; high-speed linear motor access system. FR 2-20,000 Hz ±1 dB; S/N 100 dB. 17 x 4¾ x 14¼ in; 10.4 lb \$230

Combi-Players

LD9090 Combi-Player

8x oversampling, 18-bit D/A converter. Plays CD's and Videodiscs. Features autoreverse; S-video output; programmed and random play-back; custom index function; center mechanism and vibration insulators; dual magnet-clamp system; 1-spindle brushless direct-drive motor; CRT level indicator. Horizontal resolution 425 lines; signal-to-noise ratio 48 dB. 17 x 5 x 16½ in; 20.3 lb \$900

LD500 Combi-Player

MASH 1-bit D/A converter. Precision aspherical glass pickup lens; magnetic disc clamping mechanism; low-vibration, low-cogging, brushless direct-drive motor; digital time-bass corrector; digital Y/C separation circuit. S-video, two standard video, two audio inputs/outputs. Video: 38-key remote control; shuttle dial control; clear visual scan; edit function; intro scan; 20-track programming \$650

Portable CD System

GX90CD Portable CD System

4x oversampling, 2 D/A converters. Includes AM/FM tuner with 10 AM/10 FM presets; autoreverse cassette deck; CD: CD synchro-start editing and edit pause; 36-track programming. Uses 10 D batteries. 26¼ x 9 x 8½ in; 14.9 lb \$290

Portable CD Player

CD8959 Portable CD Player

4x oversampling. Features bass boost; 1-key

remote; resume- and random-play modes; LCD information display; 18-track programming; repeat; skip/search; memory/recall. Uses 2 AA batteries. Includes remote; earphones; rechargeable Ni-Cd AA batteries; AC adaptor/charger; connection cord. FR 20-20,000 Hz, +0.5, -1.5 dB; S/N 96 dB. 5 x 1¾ x 5¾ in; 12.7 oz \$200

RADFORD/WOODSIDE

WS2 CD Player

4x oversampling, 16-bit D/A converter. Features die-cast aluminum transport; single beam pickup; proprietary vibration isolation. 20-track programming; 4-way repeat; passive volume control with isolation facility; standby switch; display can be turned off during play; wireless remote. FR 10-20,000 Hz; S/N 105 dB; dynamic range 104 dB; ch sep 100 dB; ch balance 0.1 dB; ch phase balance 0.25°. 16¼ x 3¾ x 13¼ in; 13.2 lb \$2,295

DAC1 D/A Converter

4x oversampling, 16-bit D/A converter. Features multiple isolated regulated power supplies; standby switch. FR 10-20,000 Hz; signal-to-noise ratio 105 dB; dynamic range 104 dB; ch sep 100 dB; ch balance 0.1 dB; ch phase balance 0.25°. \$1,875

REALISTIC BY RADIO SHACK

MD-1000 Combi-Player

4x oversampling. Plays CD's and videodiscs. Features digital fluorescent display with music calendar; search; intro scan; random play; repeat; still-frame functions; headphone jack with volume control; multifunction remote control. 16¾ x 4¾ x 15½ in \$500

CD-3500 Portable CD Player

2x oversampling, 16-bit D/A converter and built-in AM/FM stereo tuner. FR 20-20,000 Hz ±2 dB; S/N 86 dB; THD 0.05%, 1,000 Hz. 6¾ x 2¾ x 7¾ in; 1.5 lb \$190

CD-3250 Portable CD Player

2x oversampling, 16-bit D/A converter. Features 3-beam laser. Automatic search; audible search; random-track programming; repeat play; pause/duo; digital display. FR 100-20,000 Hz ±2 dB; S/N 80 dB; THD 0.05%, 1,000 Hz. 5½ x 1¾ x 6½ in; 1.5 lb \$170

REVOX

H2 CD Player

256x oversampling, 1-bit dual D/A converters. Auto selection of either 50 or 15 µs de-emphasis; digital output; Remote-control compatible; THD <0.005%; S/N >100 dBA. 18½ x 4¾ x 14¾ in. 16½ lb \$1,990


B226-S CD Player

4x oversampling, 16-bit dual D/A converters. Features display showing track number, time remaining, time elapsed for track and disc; fixed and variable outputs; 2 digital outputs; 19-track/index programming; audible search; headphone jack with volume; system-remote compatibility. FR 20-20,000 Hz ±0.1 dB; S/N >100 dB; THD <0.005%; ch sep >90 dB; 17¼ x 4¾ x 13 in; 18 lb, 11 oz \$1,975

ROTEL

RCD865BX CD Player

Dual 1-bit D/A converters. Features 5 regulated power supplies. Track programming; random play; repeat; indexing; track search. Includes



INTRODUCING THE RECEIVER THAT SOUNDS AS IMPRESSIVE TO VIDEO BUFFS AS IT DOES TO AUDIO FANATICS.

With the SA-GX910 A/V Receiver, Technics raises the state-of-the-art for home theater control centers to a new level.

It combines both the sophisticated control and the huge power capacity it takes to put you in the best seat in the house.

In fact, DSP surround (Digital Signal Processing) allows you to choose which house you sit in, from a concert hall to an intimate club to a cavernous stadium. Digitally created "soundfields" transport you to whatever atmosphere you're in the mood for.

What's more, if you like your movie experience enhanced with realistic surround sound that really tracks with the action, you're going to love every goose-bump producing second of its Dolby Pro Logic.*

And just to make sure you get all the thrills and chills you've got coming, every subtle nuance of digital sound comes at you with the stunningly clear reproduction of our MASH,** 1 bit DAC (Digital-to-Analog) converter.

Not surprisingly, its 4 band Parametric Equalizer goes beyond conventional equal-

izers by giving you pinpoint control over center frequencies. And the remote is so smart it can learn the commands of most other remotes.

Which means the remote is very much like the SA-GX910 itself. It does so many things so well, about the only thing it doesn't do is pop corn. But we're working on it.



Technics
The science of sound



*Compatible video software required. Dolby and the double-D symbol are registered trademarks of Dolby Laboratories Licensing Corporation. **Technics developed the world's first MASH type DAC. MASH technology was invented by NTT (LSI Labs). MASH is a trademark of NTT.

CD • COMPONENTS

remote control. FR 20-20,000 Hz \pm 0.05 dB; S/N 100 dB; THD + noise 0.0025% at 1,000 Hz. 17½ x 3¾ x 13¾ in; 15.4 lb \$599

RCD855 CD Player

4x oversampling, dual 16-bit D/A converters. Features track programming; shuffle play; scan; repeat; track search. Includes remote control. FR 20-20,000 Hz \pm 0.05 dB; S/N 100 dB; THD + noise 0.0025% at 1,000 Hz. 17½ x 3¾ x 13¾ in; 15.4 lb \$399

SAMSUNG

CD-44R CD Player

8x oversampling D/A converter. Features 22-function wireless remote; 16-track random-access memory; horizontal front-loading mechanism; shuffle play, intro scan, music calendar; track index; time display; headphone jack. 16½ x 3¾ x 10¼ in; 7 lb \$230

CD-42R CD Player

2x oversampling. Features wireless remote; 16-track programming; horizontal front-loading mechanism; 3- and 5-in CD capability; shuffle play, intro scan, music calendar; track index; time display; headphone jack. 16½ x 3¾ x 10¼ in; 7 lb \$200

Portable CD Systems

PCD-710 Portable CD System

Features AM/FM receiver with 3-band graphic EQ; double cassette deck; four 2-way speakers. CD: 16-track programming; 3- and 5-in CD compatibility; shuffle, repeat play, intro scan, music calendar. Cassette: high-speed dubbing; tape selector. 5 W/ch with 10% THD. 27 x 9¾ x 8¼ in; 14.5 lb \$320

RCD-1300 Portable CD System

Includes AM/FM tuner; double cassette deck; 4-in speakers. CD: 16-track programming; 3- and 5-in CD compatibility; 3-beam laser pickup; shuffle, repeat play, intro scan, music calendar. Cassette: high-speed dubbing. 3.5 watts per channel with 10% total harmonic distortion. 25¼ x 8½ x 7¾ in; 9.5 lb \$280

RCD-1200 Portable CD System

Includes AM/FM tuner; double cassette deck; CD: 16-track random-access memory; LCD display function/track/time; Cassette: high-speed dubbing; synchro record and continuous play mechanism; 1-touch record; metal-tape capabilities. Headphone jack; mic mixing capability. 2.5 W/ch with 10% THD; S/N 85 dB. 23¾ x 8½ x 7¾ in; 9.6 lb \$280

RCD-995 Portable CD System

Includes AM/FM tuner; cassette deck; 4-in speakers. CD: 16-track programming; shuffle, repeat play, intro scan. 3.5 W/ch with 10% THD. 21¾ x 7¾ x 7¾ in; 8 lb \$240

RCD-900 Portable CD System

Includes AM/FM tuner; cassette deck, speakers. 16-track programming; synchro CD to tape dubbing; one-touch record; variable tone and loudness controls. 4 W/ch with 10% THD. 23 x 6¼ x 6¼ in; 8.4 lb \$240

Portable CD Player

MY-CD2 Portable CD Player

Features skip/search; repeat; random play; volume control; LCD display. 15 mW/ch amp (10% THD); 120 V/AC. Includes 3.5 mm headphone jack; DC power and line-out jack. 5½ x 1½ x 6 in; 15 oz \$200

SANSUI

CD Players

CD-X711 CD Player

Four 1-bit D/A converters with third-order noise shaping. Features FL-display shutoff switch; free-floating suspension made of 4 oil-damped coiled-spring insulators; 1 optical and 1 coaxial digital output. 20-track random programming; random play; variable-time music scan; auto spacing; 4-way repeat; auto program search; timer start; index search. Includes multifunction remote control. FR DC-200,000 Hz \pm 0.3 dB; THD 0.003% at 1,000 Hz; S/N 103 dB. 17 x 5 x 15¼ in; 22 lb. Black finish \$1,200

CD-X617 CD Player

Eight 1-bit MASH D/A converters. Features center tray mechanism. 24-track programming; 4-way repeat; program search; timer play; headphone output with level control; 27-key remote control. FR 4-20,000 Hz; S/N 110 dB; THD < 0.002%; dynamic range 98 dB \$500

CD-X317. As above, four DAC's \$350

CD-X317 CD Player

Eight 1-bit MASH D/A converters. Features center-tray mechanism. 24-track programming; 4-way repeat play; program search; timer play; headphone output with level control; 27-key remote control. FR 4-20,000 Hz; S/N 110 dB; THD < 0.002%; dynamic range 98 dB \$500

CD-X211 CD Player

Four 1-bit MASH D/A converters. Features magnetic clamper in transport; springs and rubber cushioning support pickup assembly; single-lens laser; coaxial digital output. 20-track programming; output-level display; 4-way repeat play; program search; timer play; headphone output with level control; 27-key remote control. FR 4-20,000 Hz; S/N > 100 dB; THD < 0.005%. 16¾ x 3¾ x 12½ in; 8.8 lb \$300

CD-3700 CD Player

Four 1-bit MASH D/A converters. Features 20-track programming; 5-way repeat play; program search; timer play. FR 4-20,000 Hz; S/N 110 dB; THD < 0.002%; dynamic range < 97 dB. 17 x 4 x 10¼ in; 9 lb \$250

CD-2700 CD Player

Four 1-bit MASH D/A converters. Features magnetic clamper in transport; springs and rubber cushioning support pickup assembly; single-lens laser. 16-track random-access programming, 3-way repeat play; program search; 2-speed manual search. 10-key remote control. Black. 16¾ x 3¾ x 10¼ in; 8.13 lb \$200

CD Changers

CD-3100M 5-Disc CD Changer

4x oversampling, dual D/A converters, and 5-disc carousel. Features 30-track programming; 5-way repeat play; program search; 22-key remote control; 16½ x 4½ x 14¼ in; 10.88 lb \$300

CR-280 5-Disc CD Changer

4x oversampling, dual D/A converters, and 5-disc carousel. Features 30-track random-access programming; 5-way repeat play; program search; 22-key remote control; 16½ x 4½ x 14¼ in; 10.88 lb \$300

SANYO

CPM510 CD Changer

18-bit, 8x-oversampling, digital filter, dual-16-bit converter, top-loading; 5-disc carousel. 32-

track programming; time counter; intro-scan and random-play; 21-function remote control. FR 20-20,000 Hz - 1 dB; S/N 98 dB; ch sep 80 dB at 1,000 Hz. Charcoal-gray finish with dust cover. 16½ x 4½ x 15¾ in; 8.6 lb \$200

CPM500 CD Changer

8x oversampling, 18-bit D/A converter, toploading 5-disc carousel. 32-track programming; intro-scan and random-play panel. FR 20-20,000 Hz - 1 dB; S/N 98 dB; ch sep 80 dB at 1,000 Hz. Charcoal-gray finish with dust cover. 16½ x 4½ x 15¾ in; 8.4 lb \$180

CP791 CD Player

18-bit, 8x oversampling digital filter, dual-16-bit D/A converter. LCD display; 24-track programming; time counter. FR 20-20,000 Hz - 1 dB; S/N 96 dB; ch sep 80 dB at 1,000 Hz. Charcoal-gray finish. 17¼ x 3¾ x 10¼ in; 6.6 lb \$100

Portable CD Systems

MCD-Z30 Portable CD System

CD player with 20-track programming; dual-cassette recorder with autoreverse play/record (Deck B); and AM/FM tuner. Bass-boost; 10-key remote control with motorized volume control; high-speed tape-to-tape, CD-to-tape synchronized dubbing; CD-to-tape back-skip edit recording; continuous; headphone jack; AC/DC operation; requires 8 D batteries (not included) for DC operation \$250

MCD-S800 Portable CD System

CD player with 16-track programming; dual-cassette recorder; AM/FM tuner. CD-to-tape synchronized dubbing; 2-way bass-reflex speakers; AC/DC operation; requires 6 D batteries (not included) for DC operation \$200

MCD-Z22 Portable CD System

CD player with 16-track programming; dual-cassette recorder; AM/FM tuner. CD-to-tape synchronized dubbing; 2-way bass-reflex speakers; AC/DC operation; requires 8 D batteries (not included) for DC operation \$170

MCD-Z11 Portable CD Player

CD player with 16-track programming; single-cassette deck; AM/FM tuner. AC/DC operation; requires 8 D batteries (not included) for DC operation \$150

SHARP

MVD-2000 Combi-Player

4x oversampling. Plays CD's and videodiscs. Features auto programmable music selector; music schedule; auto program editing; repeat play; intro scan; front-panel direct access keypad; 36-key remote control \$600

DX-C1800 6-Disc CD Changer

4x oversampling, 16-bit D/A converter, 6-disc magazine. Features 3-beam laser pickup. 32-track programming; program search; 2-mode repeat play; random play; 6-disc continuous play; multifunction LCD; 30-key wireless remote. FR 20-20,000 Hz; S/N 95 dB at 1,000 Hz; dynamic range 90 dB at 1,000 Hz. 17 x 4¾ x 12¼ in; 10 lb \$290

DX-200 CD Player

2x oversampling, 16-bit D/A converter. Features 3-beam laser pickup. 20-track programming; program search; auto program locate; repeat; multifunction LCD; digital time counter. FR 5-20,000 Hz; S/N 95 dB at 1,000 Hz; dynamic range 90 dB at 1,000 Hz \$130

DX-R250. As above, 19-key remote \$170

CD • COMPONENTS

Portable CD Systems

CD-S77 Portable CD System

4x oversampling. Features AM/FM digital-synthesis tuner; double autoreverse cassette deck; 2 full-range speakers. 8 AM/8 FM tuner presets; clock/timer. CD: 20-track programming; auto edit; random play; program search. Cassette: full-logic controls; auto tape selector; continuous playback; high-speed dubbing; mic mixing. 5 W/ch cont avg into 4 ohms from 100-20,000 Hz with <10% THD. 22½ x 7¼ x 9¾ in; 15 lb \$450

GX-CD65 Portable CD System

Features AM/FM digital-synthesis tuner; cassette deck; 2 detachable 2-way speakers. 10 AM/20 FM tuner presets; motorized rotary volume control; bass boost; auto loudness; 3-band graphic EQ. CD: 20-track programming; random and repeat play; music schedule; line out \$380

GX-CD63 Portable CD System

16-bit filter. Features AM/FM synthesis tuner; autoreverse cassette deck. Bass boost; 3-band graphic EQ; loudness circuit; 2-way detachable speakers. CD: 20-track programming; auto program search; 3-beam laser pickup; CD-tape synch dubbing. Tuner: 20 FM/10 AM station memory presets; auto scan. LCD music schedule indicator; auto level control. 5 W/ch at 1,000 Hz with 10% THD; tape w&f 0.25% \$350

GX-CD62 Portable CD System

Features digital-synthesis AM/FM tuner; autoreverse cassette deck; 3-band graphic EQ; detachable speakers. Loudness circuit; 10 AM/20 FM tuner presets; auto level control. CD: 20-track programming; random and repeat play; CD-to-tape synchro dubbing; program search; CD output \$350

GX-CD510 Portable CD System

Features AM/FM tuner; double cassette deck; 3-band graphic EQ; 2 detachable 2-way speakers. Loudness circuit; bass boost. CD: 20-track programming; CD output; program search; random and repeat play; CD-to-tape synchro dubbing. Cassette: high-speed dubbing; continuous playback; auto level control. \$290

GX-CD56 Portable CD System

Features AM/FM tuner; cassette deck; 3-band graphic EQ; detachable 2-way speakers. Bass boost; auto level control. CD: 20-track programming; CD output; program search; random and repeat play; CD-to-tape synchro dubbing \$250

QT-CD5 Portable CD System

Features AM/FM tuner; cassette deck; two full-range speakers. Bass boost; auto level control; CD: program search; CD-to-tape synchro dubbing; random and repeat play; remote. 3 watts per channel with 10% total harmonic distortion. 24 x 7¾ x 7¾ in; 10 lb \$180

SHERWOOD

CDC-3010R 5-Disc CD Changer

8x oversampling, dual 18-bit D/A converters, 5-disc front-loading carousel. Features multi-regulated power supply; 3-beam laser pickup. 32-track programming; disc intro; random, repeat, and timer play; continuous play disc change; music calendar display; gold-plated headphone jack with volume control; wireless remote control; Sherwood Digi-Link system remote-control compatible. FR 20-20,000 Hz ± 0.5 dB; S/N 103 dB; dynamic range 95 dB; ch sep 100 dB. 17¼ x 3¾ x 15 in; 9 lb \$225

CD-3010R CD Player

8x oversampling, dual 18-bit D/A converters. Features multi-regulated power supply; 3-beam laser pickup. 20-track programming; random and repeat play; intro scan; auto space; music calendar display; gold-plated headphone jack with volume control; wireless remote control; Sherwood Digi-Link system remote-control compatible. FR 20-20,000 Hz ± 0.5 dB; S/N 103 dB; dynamic range 95 dB; ch sep 100 dB. 17¼ x 3¾ x 9½ in; 7 lb \$180

CD-1000C CD Player

4x oversampling, dual D/A converters. Features 3-beam laser pickup; motorized front-loading tray. 16-track programming; LCD; single-track, single-disc, and programmed-sequence repeat modes; Sherwood Digi-Link remote-control compatible. FR 4-20,000 Hz; S/N >96 dB; dynamic range >93 dB; ch sep >90 dB at 1,000 Hz. 17¼ x 2¼ x 9½ in; 10 lb \$145

SIMPLY PHYSICS

Digitmaker CD Transport

Features MDF chassis; ToneCone and Cone-Couple isolation; modified Philips CDM-4 transport with Simply Physics DM-1 Isodrive clamping; 3-point custom welded floor stand with 2 internal shelves; remote control \$2,000

SONOGRAPE

BY CONRAD-JOHNSON

SD22 CD Player

Bitstream D/A converter. Features discrete FET audio circuits and power supplies; wireless remote; scan; repeat; Cues by track and index number. Displays current track number, program elapsed time of current track in memory. 18 x 3¾ x 12 in; 8.5 lb \$895

SONY

CD Players

CDP-991 CD Player

45-bit, 8x-oversampling digital filter, 1-bit D/A converter. Noise shaping; digital sync; servo stabilizer; optical digital output; variable line output. 20-track calendar; 8-way repeat play; shuffle/delete play; headphones with volume; remote control. FR 2-20,000 Hz ± 0.3 dB; S/N >113 dB; distortion <0.0025%. 17 x 4¾ x 13¾ in; 10 lb \$380

CDP-591 CD Player

45-bit, 8x-oversampling digital filter, 1-bit D/A converter. Noise shaping; digital sync; servo stabilizer; optical digital output; variable line output. 20-track calendar; 7-way repeat play; shuffle/delete play; headphones with volume; remote control. FR 2-20,000 Hz ± 0.5 dB; S/N >100 dB; distortion <0.003%. 17 x 4¾ x 11 in; 8.1 lb \$240

CDP-491 CD Player

45-bit, 8x-oversampling digital filter, 1-bit D/A converter. Noise shaping; digital sync; servo stabilizer. 20-track calendar; 5-way repeat play; shuffle/delete play; headphones with volume; remote control. FR 2-20,000 Hz ± 0.5 dB; S/N >100 dB; distortion <0.005% \$190

CDP-291 CD Player

16-bit, 4x-oversampling digital filter, 1-bit D/A converter. Servo stabilizer. 20-track calendar; 4-way repeat play; shuffle play; headphones with volume. Frequency response 2-20,000 Hz ± 0.1 dB; signal-to-noise ratio >93 dB; distortion <0.05%. 17 x 4 x 11 in; 6.4 lb \$165

ES Series CD Players

CDP-X777ES CD Player

45-bit, 8x-oversampling digital filter, 1-bit D/A converter. Noise shaping; digital sync; servo stabilizer; 2 transformers; multiregulated power supply; coaxial and optical digital output; variable XLR line output. 185-disc custom-file memory; 20-track programming; 6 repeat modes (A/B remote); remote fader and shuffle play; index search; remote control. FR 2-20,000 Hz ± 0.3 dB; S/N >118 dB; distortion <0.0015%. 18½ x 5 x 14¼ in; 37.5 lb .. \$1,700

CDP-X555ES CD Player

45-bit 8x-oversampling digital filter, 1-bit D/A converter. Noise shaping; digital sync; servo stabilizer; 2 transformers; multiregulated power supply; optical digital output; variable line output. 185-disc custom file memory; 24-track programming; 8 repeat modes (A/B remote); remote music scan/auto space/index search; shuffle/delete play; fader control; peak-level search; 20-track calendar; remote control. FR 2-20,000 Hz ± 0.3 dB; S/N >117 dB; distortion <0.0017%. 18½ x 5 x 14¼ in; 37.5 lb \$900

CDP-X222ES. Similar to above, without linear drive and 1 transformer. S/N >115 dB; distortion <0.0025%. 17 x 4¾ x 13¾ in; 13.7 lb \$400

CDP-X111ES CD Player

45-bit, 4x-oversampling digital filter, 1-bit D/A converter. Noise shaping; digital sync; servo stabilizer; 1 transformer; multiregulated power supply; optical digital output; variable line output. 24-track programming; 7 repeat modes (A/B remote); remote index search; music scan, auto space, peak-level search; shuffle/delete play; fader control; 20-track calendar; remote control. FR 2-20,000 Hz ± 0.5 dB; signal-to-noise ratio >108 dB; distortion <0.0027%. 17 x 4¾ x 11 in; 8.8 lb \$320

CD Changers

CDP-C910 10-Disc CD Changer

45-bit, 8x-oversampling digital filter, 1-bit D/A converter, 10-disc magazine. Noise shaping; digital sync; servo stabilizer; optical digital output; variable line output. music calendar; 7 repeat modes; shuffle play; headphones with volume; remote control. FR 2-20,000 Hz ± 0.3 dB; S/N >110 dB; distortion <0.003% \$470

CDP-C715 5-Disc CD Changer

45-bit, 8x-oversampling digital filter, 1-bit D/A converter, 5-disc magazine. Digital signal processing (7 presets); noise shaping; digital sync; servo stabilizer; optical digital output; variable line output. 20-track calendar; 7 repeat modes; shuffle play; headphones with volume; remote control. FR 2-20,000 Hz ± 0.3 dB; S/N >110 dB; distortion \$470

CDP-C615. Similar to above; includes digital signal processor with 5 presets and different remote control. FR 2-20,000 Hz ± 0.5 dB; S/N >100 dB; distortion <0.004%. 13.2 lb ... \$380

CDP-C515 5-Disc CD Changer

45-bit, 8x-oversampling digital filter, 1-bit D/A converter, 5-disc magazine. Noise shaping; digital sync; servo stabilizer; optical digital output; variable line output. 20-track calendar; 7 repeat modes; shuffle play; headphones with volume; remote control. FR 2-20,000 Hz ± 0.5 dB; S/N >100 dB; distortion <0.005%. 17 x 4¾ x 15½ in; 14.5 lb \$330

CDP-C315 5-Disc CD Changer

45-bit, 8x-oversampling digital filter, 1-bit D/A converter, 5-disc magazine. Noise shaping; dig-



FREE CATALOGUE



**AMPS & TUNERS
ACCESSORIES
CASSETTE DECKS
CD PLAYERS
RECEIVERS
SPEAKERS
TURNTABLES &
CARTRIDGES...all at
DISCOUNT
PRICES**

CALL TOLL-FREE
1-800-221-8180
In New York 1-718-417-3737
OR WRITE
J&R MUSIC WORLD, Dept. SBG1091
59-50 Queens-Midtown Expressway, Maspeth, NY 11378

NAME		
ADDRESS		
QTY	STATE	ZIP

CD • COMPONENTS

ital sync; servo stabilizer. 20-track calendar; 7 repeat modes; shuffle play; headphones with volume; remote control. FR 2-20,000 Hz ± 0.5 dB; S/N >100 dB; distortion <0.005%. 17 x 4 $\frac{1}{2}$ x 15 $\frac{1}{4}$ in, 13.2 lb. \$280
CDP-C215. As above, no remote \$240

ES Series Changers

CDP-C87ES 5-Disc CD Changer
8x oversampling, 45-bit digital filter, 1-bit D/A converter, 5-disc magazine. Optical digital output; noise shaping; servo stabilizer; multiregulated power supply; variable line output; SIRCS (Sony Infrared Remote Control System) II LSI chip for 2-way communication between A/V components. 32-track programming; 184-disc custom file memory; 7-way repeat; shuffle play; music scan, peak level search, fader; digital signal processor with 7 presets; multifunction remote control. FR 2-20,000 Hz ± 0.3 dB; S/N >110 dB; distortion <0.0025%. 18 $\frac{1}{2}$ x 5 x 13 in; 20.8 lb. \$700

CDP-C90ES 10-Disc CD Changer
8x oversampling, 45-bit digital filter, 1-bit D/A converter, 10-disc magazine. Optical digital output; noise shaping; servo stabilizer; multiregulated power supply; variable line output; SIRCS (Sony Infrared Remote-Control System) II LSI chip for 2-way communication between A/V components. 32-track programming; 184-disc custom file memory; 7-way repeat; shuffle play; music scan, peak-level search, fader; 20-track calendar; multifunction remote control. FR 2-20,000 Hz ± 0.3 dB; S/N >110 dB; distortion <0.0025%. 18 $\frac{1}{2}$ x 5 x 13 in; 17.3 lb. \$500
CDP-C77ES. As above, 5-disc magazine. 18.1 lb. \$500

CDP-C67ES 5-Disc CD Changer
8x oversampling, 45-bit digital filter, 1-bit D/A converter, 5-disc magazine. Optical digital output; noise shaping; servo stabilizer; multiregulated power supply; variable line output. 32-track programming; 184-disc custom file memory; 5-way repeat; 10 direct access playback; shuffle play; music scan, peak-level search, fader; 20-track calendar; multifunction remote control. FR 2-20,000 Hz ± 0.3 dB; S/N >110 dB; distortion <0.0025%. 17 x 5 x 15 $\frac{1}{4}$ in; 13.3 lb. \$380

Portable CD Player

CFD-120 Portable CD Player
Features AM/FM tuner with 20 station presets; dual cassette deck with 2-speed tape dubbing. Auto music sensor; intro scan; music preview; 5 repeat modes; random play \$270

SOUND ENGINEERING

PFM-1R CD Player
Features Enhanced Resolution Decoding System; wireless remote control; DC output \$1,350

PFM-1M CD Player
Features Enhanced Resolution Decoding System; direct-current output; favorite-track memory. \$1,200

SOUNDESIGN

Model 4985 Portable CD System
16-bit D/A converter. Features AM/FM receiver; 3-band graphic EQ; dual cassette recorder; detachable 2-way speakers. CD: 16-track programming; skip forward/reverse; repeat. Tape: high-speed synchro-start dubbing; AC bias and

AC erase; auto recording level; headphone/mic jacks. Tuner: 3.5 watts per channel. Center section dimensions: 10 $\frac{3}{8}$ x 8 $\frac{3}{8}$ x 10 in. Speakers: 7 $\frac{1}{2}$ x 10 x 7 $\frac{1}{2}$ in. \$299

SPECTRAL

SDR-1000SL CD Player
4 D/A converters in push-pull, fully balanced configuration; discrete Class A circuitry; zero feedback; 3 selectable decode output filters: ambient space recovery, and FR correction; RCA output connectors. FR 5-20,500 Hz; S/N >106 dB; THD <0.003%; slew rate >1000 V/ μ s. 19 x 6 $\frac{1}{4}$ x 19 in; 42 lb. \$5,795
SDR-1000R. Wireless remote \$449

STAX KOGYO

DAC-X1t D/A Converter
8x oversampling, dual 20-bit hybrid-IC D/A converters. Features vacuum-tube output stage; balanced output without phase-inverting amp stage; independent power supplies, transformers, and power cords for digital and analog sections; de-emphasis at digital filter. 3 coaxial inputs; 3 optical inputs; instant input switching with lever; digital-domain absolute-phase-reversal switch; 32, 44.1, and 48 kHz sampling frequencies. FR 4-20,000 Hz ± 0.5 dB; S/N >118 dB; dynamic range >104 dB; ch sep 140 dB. \$12,000

DAC-Talent D/A Converter
8x oversampling, Burr-Brown Sign-Magnitude 20-bit D/A converter. Features double-PLL clock generation; optical isolation between digital and analog sections; single-pole -6 dB/octave low-pass filter. 32, 44.1, and 48 kHz sampling frequencies with auto adaptation; optical and coaxial digital inputs; absolute phase selection and de-emphasis with indicator in digital domain; muting switch. THD plus noise 0.0015% at 1,000 Hz, 0 dB; S/N 118 dB; dynamic range 104 dB; ch sep 120 dB. \$2,700

SYLVANIA

CD1552 5-Disc CD Changer
4x oversampling, dual 16-bit D/A converter, 5-disc carousel. 15-key wireless remote; 4 discs changeable during play; 50-track programming; shuffle play; 3-speed cue/review; FR 2-20,000 Hz ± 0.5 dB; S/N 100 dB; dynamic range 90 dB; THD 0.015% at 1,000 Hz; IM 76 dB. 16 $\frac{1}{2}$ x 4 $\frac{1}{2}$ x 15 in. \$300

CD1502 CD Player
4x oversampling, dual 16-bit D/A converter. Pivoting laser scanning assembly. 15-key wireless remote; 20-track programming; shuffle play; 3-speed cue/review; headphone jack. FR 2-20,000 Hz ± 0.5 dB; S/N 95 dB; dynamic range 92 dB; THD 0.015% at 1,000 Hz; IM 76 dB. 16 $\frac{1}{2}$ x 4 x 11 in. \$180

TEAC

CD Players

AD-3 CD/Cassette Player
CD section features 16-bit 4x oversampling; 16-bit dual D/A converter; 3-beam laser pickup; 16-track random-memory programming; 3-way repeat; wireless remote. FR 2-20,000 Hz; S/N 94 dB at 1,000 Hz; THD 0.01%. Cassette section features bidirectional autoreverse rec/playback; Dolby HX Pro; Dolby B NR; sync dubbing; timer rec/playw&F 0.08% wrms; FR 30-15,000 Hz (chrome); S/N 65 dB at 5,000 Hz (Dolby B). 17 $\frac{1}{8}$ x 5 x 10 $\frac{1}{4}$ in; 10.8 lb. \$400

CD • COMPONENTS

CD-P3000 CD Player

4x oversampling, 1-bit MASH D/A converter. Features 20 track programming; multifunction remote. FR 1-20,000 Hz $\pm 0.5\%$ dB; S/N 105 dB; THD 0.002%; ch sep 100 dB. 17 $\frac{3}{4}$ x 4 $\frac{3}{4}$ x 11 $\frac{1}{2}$ in. 9 $\frac{1}{2}$ lb \$310

PD-D700 5-Disc CD Changer

8x oversampling, 16-bit dual D/A converter. 5-Disc carousel. 32-track programming; remote; center-mounted tray. 3 beam laser pickup. CD's changeable during playback. FR 20-20,000 Hz ± 1 dB-2.0 dB; S/N 100 dB; THD 0.05% at 1,000 Hz. 17 $\frac{1}{2}$ x 4 x 13 $\frac{1}{2}$ in. 11 lb 7 oz ... \$300

AD-1 CD/Cassette Player

CD section features 3-beam laser pickup; 16-track random-memory programming; 3-way repeat. FR 2-20,000 Hz; S/N 92 dB at 1,000 Hz; THD 0.02%. Cassette section features one-way rec/playback; Dolby B NR; sync dubbing; auto stop; metal-tape compatibility; w&F 0.09% wrms; FR 30-15,000 Hz (chrome); S/N 65 dB at 5,000 Hz (Dolby B). 17 $\frac{1}{2}$ x 5 x 10 $\frac{1}{2}$ in; 10.8 lb \$300

TECHNICS

SL-Z1000 CD Transport

Antivibration/resonance design and construction. Features 4-point floating optical disc; magnetic-guide antivibration linear motor transport; 2-mm-thick steel chassis; 2-mm-steel plate base; 3-mm-thick aluminum top; 8-mm aluminum extruded side panels; high-torque brushless direct-drive spindle motor; 3-in CD compatibility; speed-controlled soft loading; 2-way optical digital output. Sampling frequency 44.1 kHz. 19 x 5 $\frac{1}{2}$ x 16 $\frac{1}{2}$ in; 44 lb \$4,500
SH-X1000. Signal processor for above. Features 8 MASH D/A converters. 55 x 19 x 16 in; 44 lb \$4,500

SL-P1300 CD Player

8x oversampling, 4 MASH D/A converters. Features separate digital and analog power supplies; high-speed linear-motor access system. 10-button keypad; auto cue; A/B repeat; $\pm 8\%$ pitch control; optical and coaxial digital outputs; 2-speed search dial; audible pause; rocker switch for mixing; cueing by CD time code; balanced outputs; skip keys; 2-speed audible search; repeat track, disc, and program; headphone jack with level control; line out via unbalanced (phono) pin connectors; subcode output; cue search; remote control. 16 $\frac{1}{2}$ x 6 $\frac{1}{4}$ x 14 $\frac{1}{2}$ in \$1,900

SL-P1200 CD Player

2x oversampling, dual D/A converters. Features 9th-order low-pass analog filter; 1-beam laser; high-speed rocker control for momentary advance or retard; $\pm 8\%$ quartz-locked pitch control; 2-speed cueing; rear-panel remote jack for mixer; auto cue; locates track start in <1 sec; subcode output; bidirectional skip/scan; audible sound during fast scan; track, disc, and program repeat modes; 20-track programming; headphone jack with level control; track-number, index-number, and time cueing; track, time, and program displays; remote control. 17 x 7 x 15 in; 22 lb \$1,600

SL-PS900 CD Player

8x oversampling, 8 MASH 1-bit D/A converters. Features digital-servo laser-pickup system; Class AA analog audio stages; linear motor transport; independent power-supply transformers for analog and digital sections. Function-management system for assigning functions to special keys; optical digital output; peak-level search; time fade; auto space; syn-

chro edit with selected Technics cassette decks; random play; auto cue; headphone jack with volume; 44-key remote control with 20-key direct access and line-level output control. FR 2-20,000 Hz ± 0.3 dB; THD 0.0022% at 1,000 Hz, 0 dB; S/N 118 dB; dynamic range 98 dB. 17 x 5 $\frac{1}{4}$ x 13 $\frac{1}{2}$ in; 14 lb \$500

SL-PS700 CD Player

4x oversampling, 4 MASH 1-bit D/A converters. Features digital-servo laser-pickup system; linear motor transport. Function-management system for assigning functions to special keys; optical digital output; peak-level search; time fade; auto space; synchro editing with selected Technics cassette decks; random play; auto cue; headphone jack with volume; 30-key remote control with 10-key direct access. FR 2-20,000 Hz ± 0.3 dB; THD 0.0028% at 1,000 Hz, 0 dB; S/N 114 dB; dynamic range 98 dB. 17 x 5 $\frac{1}{4}$ x 13 $\frac{1}{2}$ in; 12 lb \$340

SL-PG300 CD Player

4x oversampling, 4 MASH 1-bit D/A converters. Features digital-servo laser-pickup system; peak-level search; time fade; random play; auto cue; remote-controllable 20-track random-access programming; headphone jack with volume; 30-key remote control with 10-key direct access. FR 2-20,000 Hz ± 1 dB; THD 0.007% at 1,000 Hz, 0 dB; S/N 100 dB; dynamic range 92 dB. 17 x 4 x 11 $\frac{1}{2}$ in; 8 lb \$180

SL-PG100 CD Player

4x oversampling, 4 MASH 1-bit D/A converters. Features digital-servo laser-pickup system; synchro edit with selected Technics cassette decks; peak-level search; time fade; random play; auto cue; 20-track random-access programming; remote-control capability with selected Technics receivers. FR 2-20,000 Hz ± 1 dB; THD 0.007% at 1,000 Hz, 0 dB; S/N 100 dB; dynamic range 92 dB. 17 x 4 x 11 in; 8 lb . \$160

Portable CD Players

SL-XP700 Portable CD Player

8x oversampling, 18-bit filter, dual D/A converters. Features 2 Ni-Cd rechargeable batteries allowing 2-hr continuous play. Resume play; high-cut filter; bass boost; auto power-off; backlit LCD when used with AC or car battery adaptor. Includes headphones with 1-key multi-function remote control and LED indicator; connection cord; AC adaptor/recharger; carrying case. FR 20-20,000 Hz ± 0.5 dB; S/N 96 dB; dynamic range 94 dB. 5 x $\frac{3}{4}$ x 5 $\frac{1}{2}$ in; $\frac{3}{4}$ lb with batteries \$340

SL-XP300 Portable CD Player

8x oversampling, 18-bit filter, dual D/A converters. Features 2 Ni-Cd rechargeable batteries allowing 2 $\frac{1}{2}$ -hr continuous play; alkaline-battery compatibility. Resume play; random play; 24-track random-access programming; high-cut filter; bass boost; auto power-off; backlit LCD when used with AC or car battery adaptor. Includes 24-key wireless remote control; headphones with 1-key remote control; connection cord; AC adaptor/recharger; carrying case. FR 20-20,000 Hz ± 0.5 dB; S/N 96 dB; dynamic range 94 dB. 5 x 1 $\frac{1}{8}$ x 5 $\frac{1}{2}$ in; $\frac{3}{4}$ lb with batteries \$250

CD Changers

SL-PD807 5-Disc CD Changer

4x oversampling, 4 MASH 1-bit D/A converters, 5-disc front-loading carousel. Features digital-servo laser-pickup system; sequential play and repeat; ability to change front disc without

interrupting play; direct disc access; one-disc/all-disc random play; spiral and spiral-random play; 32-track random-access programming; 4 repeat modes; 26-key wireless remote control with 10-key direct access. FR 2-20,000 Hz ± 1 dB; THD 0.007% at 1,000 Hz, 0 dB; S/N 102 dB; dynamic range 92 dB. 17 x 4 $\frac{1}{2}$ x 14 $\frac{1}{4}$ in; 15 lb \$280
SL-PD607. As above, no remote control. Remote-control ability with selected Technics receivers. THD 0.009% at 1,000 Hz, 0 dB; S/N 100 dB \$250

SL-PC705 5-Disc CD Changer

4x oversampling, 4 MASH 1-bit D/A converters, 5-disc top-loading carousel. Features digital-servo laser-pickup system; linear motor transport; dual-direction turntable. Sequential play and repeat; ability to change any non-playing disc without interrupting play; direct disc access; one-disc/all-disc random play; spiral and spiral-random play; 32-track random-access programming; 4 repeat modes; 26-key wireless remote control with 10-key direct access. FR 2-20,000 Hz ± 1 dB; THD 0.009% at 1,000 Hz, 0 dB; S/N 100 dB; dynamic range 92 dB. 17 x 4 $\frac{1}{4}$ x 14 $\frac{1}{2}$ in; 10 lb \$240

SL-PC505 CD Changer

4x oversampling, 4 MASH 1-bit D/A converters, 5-disc top-loading carousel. Features digital-servo laser-pickup system; linear motor transport; dual-direction turntable. Sequential play and repeat; ability to change any non-playing disc without interrupting play; direct disc access; all-disc random play; 32-track random-access programming; 4 repeat modes; synchro edit with selected Technics cassette decks; remote-control capability with selected Technics receivers. FR 2-20,000 Hz ± 1 dB; THD 0.009% at 1,000 Hz, 0 dB; S/N 100 dB; dynamic range 92 dB. 17 x 4 $\frac{1}{4}$ x 14 $\frac{1}{2}$ in; 10 lb \$220

THETA DIGITAL

DS Pre Generation II D/A Converter

Outboard converter and preamplifier with volume, balance, and input switching controls. Features digital and analog inputs; source/monitor switch; phase switch; left/right outputs for each ch may be independently adjusted with front-panel controls. Bridged-mono operation possible with normal and inverted summed-mono low-pass filter outputs. Uses fully discrete, direct-coupled J-FET, MOSFET, and bipolar devices. Military-grade, glass-epoxy circuit boards with gold-over-nickel-over-copper-plated paths. FR low-pass filter dc to cutoff slope initiation, high-pass filter cutoff slope entry to 100,000 Hz; THD <0.01% from 20-20,000 Hz; input imp 20,000 ohms; output imp 1,500 ohms, nominal. 19 x 1 $\frac{1}{4}$ x 6 $\frac{1}{2}$ in \$4,500

DS Pro Generation II D/A Converter

Outboard converter with proprietary algorithms and circuitry. Features source/monitor and phase switches; 3 internal shielded steel/copper/zinc trilaminate chassis; teflon circuit board \$3,500
 Balanced version of above \$4,500

DS Pre Basic D/A Converter

Outboard converter with proprietary algorithms and circuitry, and preamp function controls for volume, balance, and input switching. Accepts analog and controls for digital inputs; source/monitor and phase switches.... \$2,400

Data Universal Transport

Plays CD's and videodiscs; requires D/A converter. Digital coaxial output; video inputs: S-

CD • COMPONENTS

video, composite video, and RF. Includes 42-function remote \$2,200

DS Pro Basic D/A Converter

Outboard converter with proprietary algorithms and circuitry. Features source/monitor and phase switches \$1,995
Balanced version of above \$2,400

DS Pro Prime D/A Converter

Outboard converter with proprietary algorithms and circuitry \$1,250

THRESHOLD

DAC 1/e D/A Converter

1-bit system in a dual parallel-balanced differential configuration. Discrete FET/bipolar buffer circuitry; passive filtration to maintain phase linearity to 80,000 Hz; master clocking performed by lithium tantalate crystal synchronizing PLL reference oscillator; external power supply with 12 separate regulated circuits. 2 coaxial and 1 optical inputs; balanced or unbalanced optical output; plug-in upgradeable processing/software module; input source selector; standby mode; normal or 180° phase inverted analog output. FR DC-22,000 Hz at 48k sampling, DC-20,000 Hz at 44.1k sampling, DC-15,000 Hz at 32 k sampling ± 0.15 dB. Jitter: 40 picoseconds; linearity: within ± 0.3 dB at -120 dB below digital "0" level; distortion: <0.002% from 20-20,000 Hz; noise >115 dB referenced to digital "0" level. 19 x 2 x 1 1/2 in; 18 lb \$2,990

VECTOR RESEARCH

VCD-628R 6-Disc CD Changer

8x oversampling, dual D/A converters, 6-disc magazine. Shuffle play; audible cue and review; 4-way repeat; 18-function remote. FR 20-20,000 Hz ± 0.5 dB; S/N 96 dB; THD 0.009%; ch sep 86 dB; dynamic range >92 dB. 17 x 4 3/4 x 12 1/2 in; 13 lb \$350

VCD-410R CD Player

8x oversampling, dual 18-bit D/A converters. 3-in CD compatible; 4-way repeat; 15-function remote. FR 20-20,000 Hz ± 0.5 dB; S/N 100 dB; THD 0.004%; ch sep 90 dB; dynamic range > 95 dB. 17 x 3 1/4 x 12 in; 10 lb \$260

WADIA DIGITAL

WT-2000 CD Transport

Features glass-fiber-optic connections; proprietary circuitry; stabilizer clamp; floating suspension system, shielded power supply; glass and plastic fiber-optic/coaxial outputs. 37 lb \$5,600

WT-3200 CD Transport

Features glass fiber-optic connections; proprietary circuitry; glass and plastic fiber-optic/coaxial outputs. 27 lb \$2,500

Digital Converters

Model 2000 D/A Converter

64x oversampling, 18-bit converter with proprietary conversion algorithms and circuitry. Features shielded and buffered power supply; glass-fiber-optic, two coaxial, and one plastic-fiber-optic inputs; programmable computer chips. Includes DigiLink 40, an outboard, 4-channel glass-fiber-optic connection box. 39 lb \$7,450

Updates for 2000

Digital input stage to current production . \$850
Output driver stage to current production \$775
French curve to Digimaster software \$500

Digimaster X-64.4 D/A Converter

64x oversampling, 18-bit converter with proprietary conversion algorithms and circuitry. Features shielded and buffered power supply; glass-fiber-optic, two coax, and one plastic-fiber-optic input; programmable computer chips. 27 lb \$5,000

Updates for X64.4

New electronics and cosmetics for X64.4 current production \$1,950
Digital input stage to current production . \$850
Output driver to current production \$775
French curve to Digimaster software \$500
Plastic to glass optic input \$325

Pro A/D Converter

Features pair of balanced and single-ended inputs; glass and plastic optic and BNC and AES/EBU coaxial outputs \$5,000

Pro D/A Converter

Features plastic and glass optic and BNC and AES/EBU coaxial inputs; balanced output \$3,500

Digimaster X-32 D/A Converter

32x oversampling, 18-bit converter with proprietary conversion algorithms and circuitry. Features two coax and one plastic-fiber-optic inputs. 12 lb \$2,300
As above, one glass optic and two BNC coaxial inputs; single-ended output \$2,500

Updates for X-32

New electronics and cosmetics to current production \$320
Plastic to glass optic input \$280

YAMAHA

CDX-2020 CD Player

8x oversampling, 22-bit MSB D/A converters. Features digital de-emphasis circuitry; current isolation system; shunt-regulated power supplies and independent transformers; heavy-duty chassis with pinpoint damping system; high-speed linear motor; floating suspension system. 20-bit digital volume control; optical and coaxial digital outputs; 3-in CD compatibility; 5-way repeat; 24-track programming; direct-track access; 3-way music search; index search; calendar display; random play; gold-plated terminals; RS integrated system remote control compatibility. Includes 46-key wireless remote control. Titanium finish with wood sidepanels. 39 lb \$1,499

CDX-1050 CD Player

8x oversampling, two 1-bit D/A converters per channel. Features 2nd-order noise shaping; Class A amplifiers; independent power transformers for analog and digital sections; pin point damping anti-vibration feet. Motor-driven volume control; 10-selection by 100-disc program file; 10-key direct-track access; 5 repeat modes; random play; 25-track random-access program play; index search; 3-way music search; fixed/variable analog output; optical and coaxial digital outputs; calendar display; 4-mode time display; front-panel headphone jack with motor-driven level control; 34-key RS-system-compatible remote control with volume. S/N 118 dB; dynamic range 100 dB .. \$699

CDX-750 CD Player

8x oversampling, two 1-bit D/A converters per channel. Features 2nd-order noise shaping; digital servo system. Optical and coaxial digital outputs; gold-plated terminals; fixed/variable analog output; motor-driven volume control; headphone jack with motor-driven level control; 100-disc program file; 3-mode tape edit; 10-key direct access; 4 repeat modes; random

play; 25-track random-access program play; index search; 3-way music search; 4-mode time display; 31-key RS-system-compatible remote control with volume \$399

CDX-550 CD Player

8x oversampling, two 1-bit D/A converters per channel. Features 2nd-order noise shaping; digital servo system. Coaxial digital output; motor-driven volume control; 10-key direct access; 3-mode tape edit; 4-mode repeat play; random play; 25-track random-access programming; 3-way music search; index search; calendar display; 4-mode time display; headphone jack with motor-driven level control; 21-key RS-system-compatible remote control with volume. S/N 106 dB; dynamic range 100 dB .. \$299

CDX-450 CD Player

8x oversampling, 1-bit D/A converters for 8 least-significant bits and 10-bit ladder-type D/A converters for 8 most-significant bits. Features noise shaper. Headphone jack; digital volume control; variable analog output; 3 display modes; random, manual, auto tape-edit modes; index search; 25-track random-access programming; 4 repeat modes; random play; normal, mute, and skip modes; 21-key wireless remote control with 10-key direct access, and volume and headphone-level control; RS-system remote-control compatibility. S/N 105 dB; dynamic range 98 dB. 17 1/2 x 3 3/4 x 10 1/2 in \$249

CD Changers

CDC-815 5-Disc CD Changer

8x oversampling, dual 1-bit D/A converters per channel, 5-disc carousel. 4 discs can be changed while 5th is playing; 2nd-order noise shaping; twin-balanced processing circuit; 2-way digital servo tracking system. Classical, vocal, rock, jazz, and flat digital EQ modes; 2-mode relay play for 2 CDC-815 changers; 100-disc program-and-EQ file memorizes EQ setting and track order for each disc; 40-track random-access programming; random play; direct-track access for all discs; disc skip; index search; skip search; headphone jack; coaxial digital output; 40-key wireless remote control; RS-system remote-control compatibility. S/N 110 dB; dynamic range 100 dB \$499

CDC-715. As above, excludes: 2nd-order noise shaping, no digital EQ, 2-mode relay play, and coaxial digital output. Features 100-disc program file; 29-key wireless remote control with volume. S/N 108 dB; dynamic range 98 dB. 17 1/2 x 4 1/4 x 15 1/4 in \$429

CDC-615 5-Disc CD Changer

Dual 1-bit D/A converters per channel, 5-disc carousel. 4 discs can be changed while 5th is playing; microcomputer-controlled 2-way servo tracking system. 20-track random-access programming; single- or all-disc random play; index search; music search; 2-mode repeat; headphone jack; 27-key wireless remote control with 10-key direct-track access; RS-system remote-control compatibility. S/N 105 dB; dynamic range 95 dB \$299

ZENITH

RCR655CD Portable CD System

CD player with 32-track programmability, skip/search, synchro start for CD-to-tape recording; dual cassette deck with autoreverse, high-speed dubbing; AM/FM stereo receiver with 3-band graphic EQ; 2-way speaker system with two 4-in woofers and two piezo tweeters. Includes bass boost; CD, headphone, mic outputs. 27 1/2 x 8 1/4 x 9 in; 13.6 lb \$240



"TDK #1 – widest dynamic range."

"TDK #1 – lowest noise."

Audio magazine

What Every Other Audio Tape Would Love To Be Able To Reproduce.

When *Audio magazine* subjected 83 different audio tapes to the most grueling performance tests imaginable, TDK recorded two victories: no other high bias audio cassette could. The TDK SAX was proven to have not only the widest dynamic range, but the lowest noise. Which means it can give you more highs, more lows, more music. With less hiss than any other high bias audio cassette. And no distortion. So if anybody tries to convince you their tape is the best, there are only two things you need to know.

Number one, they're not. And number one, we are.



As Serious As You Can Get.

TAPE • DECKS

ACOUSTIC RESEARCH

RD-06 Cassette Deck

Dolby B, C, and HX Pro. Brushless direct-drive DC servo motor; rec/play sendust-core head; ferrite-core erase head. Bias-adjustment function; rec balance function; optional remote control. S/N Dolby B 64 dB, Dolby C 73 dB, no Dolby 55 dB; w&F 0.2% DIN; FR 30-20,000 Hz ± 3 dB (metal tape). 17 x 4 $\frac{1}{4}$ x 13 in; 12.38 lb \$500

AIWA

AD-F810 3-Head Cassette Deck

Dolby B, C NR and HX Pro. Auto tape selector; auto rec-mute; bias shield head block; tape-stabilizing mechanism; dual-capstan configuration; double-gap sendust erase head and record/playback head with PC-OCC coils. IC-logic feather-touch controls; memory rewind and repeat; independent L&R FL peak-level meters; recording/playback timer standby; manual bias and recording sens; headphone jack with level control; direct-in CD/DAT inputs. FR 10-19,000 Hz ± 3 dB (normal), 10-20,000 Hz ± 3 dB (chrome), 10-21,000 Hz ± 3 dB (metal); S/N 65 dB (Dolby B, metal), 78 dB (Dolby C, metal, above 5,000 Hz); w&F 0.035% wrms. 17 x 5 x 11 $\frac{1}{2}$ in; 11.2 lb \$400

AD-WX777 Double Cassette Deck

Dolby B, C NR. Autoreverse; tape-stabilizing mechanism; auto-rec mute. Fine bias control; headphone jack; IC-logic feather-touch controls; high-speed dubbing; continuous playback; recording/playback timer standby; headphone jack. FR 20-14,000 Hz ± 3 dB (normal), 20-15,000 Hz ± 3 dB (chrome), 20-16,000 Hz ± 3 dB (metal); S/N 65 dB (Dolby B, metal), 78 dB (Dolby C, metal, above 5,000 Hz); w&F 0.065% wrms. 17 x 5 $\frac{1}{2}$ x 12 $\frac{3}{4}$ in; 11.4 lb... \$370

AD-WX717 Double Cassette Deck

Dolby B, C NR. Autoreverse in deck 1; tape-stabilizing mechanism; auto-rec mute; auto tape-type selector. IC-logic feather-touch controls; high-speed dubbing; continuous playback; music sensor; blank skip; rec/play timer standby; bidirectional auto rewind; headphone jack. Includes wireless remote control. FR 20-16,000 Hz (normal), 20-17,000 Hz (chrome), 20-18,000 Hz (metal); S/N 78 dB (Dolby C, metal); w&F 0.065% wrms. 17 x 5 $\frac{1}{4}$ x 10 $\frac{1}{2}$ in; 9.7 lb \$300

AD-R707 Cassette Deck


Dolby B, C NR and HX Pro. Autoreverse; tape-stabilizing mechanism; auto-rec mute; auto tape-type selector. IC-logic feather-touch controls; electronic tape counter; FL peak-hold level meter; fine bias control; music sensor; blank skip; rec/play timer standby; headphone jack. Includes wireless remote control. FR 20-16,000 Hz ± 3 dB (normal), 20-17,000 Hz ± 3 dB (chrome), 20-18,000 Hz ± 3 dB (metal); S/N 78 dB (Dolby C, metal, above 5,000 Hz); w&F 0.065% wrms. 17 x 5 $\frac{1}{4}$ x 10 $\frac{1}{2}$ in; 8.8 lb... \$275

AD-R507 Cassette Deck

Dolby B, C NR and HX Pro. Autoreverse; tape-stabilizing mechanism; auto-rec mute; auto tape-type selector. IC-logic feather-touch controls; remote-control capability; fine bias control; music sensor; blank skip; peak-hold level meter; rec/play timer standby; headphone jack. FR 10-20,000 Hz ± 3 dB (normal), 10-19,000 Hz ± 3 dB (chrome) \$260

AD-WX616 Double Cassette Deck

Dolby B, C NR. Tape-stabilizing mechanism; auto rewind/playback; auto-rec mute; auto



tape-type selector. IC-logic feather-touch controls; remote-control capability; high-speed dubbing; continuous playback; music sensor; rec/play timer standby; headphone jack. FR 20-16,000 Hz (normal), 20-17,000 Hz (chrome), 20-18,000 Hz (metal); S/N 78 dB (Dolby C, metal, above 5,000 Hz); w&F 0.065% wrms. 17 x 5 $\frac{1}{4}$ x 10 $\frac{1}{2}$ in; 9.7 lb \$250

AD-R40 Cassette Deck

Dolby B, C NR and HX Pro. Autoreverse; bidirectional auto rewind. FR 20-18,000 Hz (metal); w&F 0.065%; S/N 78 dB (Dolby C) \$230

AD-S37. As above, no autoreverse or bidirectional auto rewind \$230

AD-F400 Cassette Deck

Dolby B, C NR and HX Pro. Autorewind playback; auto-rec mute; auto tape-type selector. IC-logic feather-touch controls; fine bias control; rec/play timer standby; headphone jack. FR 20-16,000 Hz (normal), 20-17,000 Hz (chrome), 20-18,000 Hz (metal); S/N 78 dB (Dolby C, metal, above 5,000 Hz); w&F 0.065% wrms. 17 x 5 x 9 $\frac{1}{4}$ in; 7.1 lb \$200

AD-WX515 Double Cassette Deck

Dolby B, C NR. Auto tape-type selector; tape-stabilizing mechanism. High-speed dubbing; continuous playback; rec/play timer standby; headphone jack. FR 20-15,000 Hz (normal), 20-16,000 Hz (chrome), 20-17,000 Hz (metal); S/N 78 dB (Dolby C, metal, above 5,000 Hz); w&F 0.09% wrms. 17 x 5 $\frac{1}{4}$ x 10 $\frac{1}{2}$ in; 7.3 lb... \$200

AD-WX333 Double Cassette Deck

Dolby B NR. Tape-stabilizing mechanism; auto tape-type selector. Peak-level meter; soft-touch controls; high-speed dubbing; continuous playback; headphone jack. FR 20-12,000 Hz ± 3 dB (normal), 20-13,000 Hz ± 3 dB (chrome), 20-14,000 Hz ± 3 dB (metal); S/N 65 dB (Dolby B, metal); w&F 0.09% wrms. 17 x 5 $\frac{1}{4}$ x 9 $\frac{1}{4}$ in, 7.3 lb \$170

AD-F300 Cassette Deck

Dolby B, C NR. Auto tape-type selector and fine bias control. FR 20-15,000 Hz (normal), 20-16,000 Hz (chrome), 20-17,000 Hz (metal); S/N 78 dB (Dolby C, metal, above 5,000 Hz); w&F 0.09% wrms. 17 x 5 x 9 $\frac{1}{4}$ in; 6.4 lb \$140

BANG & OLUFSEN

Beocord 6500 Cassette Deck

Dolby B, C, and HX Pro. Features autoreverse; sendust head; Dolby HX Pro; auto search; auto record level. FR 30-18,000 Hz ± 3 dB (chrome); w&F <0.09% wrms; speed deviation < $\pm 1.5\%$; ff/rew 75 sec; S/N Dolby B 64

dB, Dolby C 73 dB (metal); Dolby B 65 dB, Dolby C 74 dB (chrome); Dolby B 63 dB (normal); ch sep >35 dB \$1,250

Beocord 4500 Cassette Deck

Dolby B and HX Pro. Autoreverse; auto-bias control. Sensi-touch controls; auto search. FR 30-18,000 Hz, ± 3 dB (chrome); w&F < 0.09%; S/N Dolby B 66 dB (metal) \$900

CAMBRIDGE AUDIO

The following products are distributed by Weltronics.

CT50 Cassette Deck

Dolby B, C NR and HX Pro. Full logic tape transport; 2 motors, laminar-alloy record head; trim control. Output voltage 500 mV; input sens 80 mV; w&F <0.07%. 16 $\frac{1}{4}$ x 4 $\frac{1}{4}$ x 11 $\frac{1}{4}$; 10 lb \$500

CARRERA

CX-3250 Double Cassette Deck

Dolby B. Features 3 preset bias/EQ positions; peak-level indicators; 2 mic inputs. Frequency response 40-14,000 ± 3 dB; signal-to-noise ratio 52 dB; wow-and-flutter 0.08% \$150

CARVER

TD-1700 3-Head Cassette Deck

Dolby B, C NR and HX Pro. Dual capstan transport; oxygen-free rec/play head core; MPX FM filter. Auto bias adjustment; high-speed dubbing; dual fluorescent meters, wireless remote; memory rewind/repeat; rec mute; headphone jack. 19 x 4 $\frac{1}{2}$ x 11 $\frac{1}{2}$ in; 15 lb \$600

TDR-2400 Double Cassette Deck

Dolby B, C NR and HX Pro. Dual autoreverse full-logic control; MPX FM filter. Auto tape EQ select; high-speed dubbing; LED meters; wireless remote; memory rewind/repeat; rec mute; headphone jack. 19 x 4 $\frac{1}{2}$ x 11 $\frac{1}{2}$ in; 16 lb . \$520

TDR-1500 Cassette Deck

Dolby B, C NR and HX Pro. Autoreverse full-logic control; MPX FM filter; OFC rec/play head core; quick-reverse optical sensor system. Auto tape select; adjustable bias; dual FL meters; wireless remote; memory rewind/repeat; headphone jack. 19 x 4 $\frac{1}{4}$ x 11 $\frac{1}{2}$ in; 15 lb . \$500

TDR-1400 Cassette Deck

Dolby B, C NR and HX Pro. MPX FM filter; 2-motor full-logic control. Adjustable tape EQ; adjustable bias; LED meters; metal capability; wireless remote. 19 x 4 $\frac{1}{2}$ x 11 $\frac{1}{2}$ in; 14 lb . \$470
TD-1200. Similar to above, with dual FL meters; no remote control \$400

DENON

All Denon cassette decks feature Dolby B and C NR, fine bias control, full auto-stop, auto space, headphone jack, and compatibility with Denon's IS system remote control.

DRW-850 Double Cassette Deck

Dolby HX Pro. Features autoreverse (both decks); twin-recording mode to make 2 simultaneous copies of an external source; autoreversing relay-record and relay-play modes; revolving amorphous-alloy heads; 2-motor transports with non-slip reel drive; dual power supply. Peak-reading FL meters; high-speed dubbing; output-level control; autotape selector; music search; recording-balance control; linear real-time FL counter; remote control with independen-

TAPE • DECKS

dent deck controls. FR 20-19,000 Hz \pm 3 dB (metal); S/N Dolby C 74 dB; W&F 0.06%... \$500
DRW-830. As above, no twin-recording or relay-record modes. FR 20-19,000 Hz \pm 3 dB (metal); S/N Dolby C 74 dB; W&F 0.06%... \$375

DRM-710 3-Head Cassette Deck

Dolby HX Pro. Features Super-Permalloy combination head in die-cast aluminum base; dual-capstan 3-motor transport; dual power supply. 50-dB-range peak-hold FL meters; output-level control; autotape selector; music search; recording-balance control; record-return mode; linear real-time counter. FR 20-20,000 Hz \pm 3 dB (metal); S/N Dolby C 76 dB; W&F 0.038% \$400

DRW-650 Double Cassette Deck

Dolby HX Pro. Features computer-controlled 2-motor transports with nonslip reel drive; relay-play mode; dual power supply. Peak-reading LED meters; high-speed dubbing; output-level control; auto-tape selector; music search; Denon IS-system remote control. FR 20-18,000 Hz \pm 3 dB (metal)..... \$300

DRM-510 Cassette Deck

Dolby HX Pro. Features Super-Permalloy head; computer-controlled 2-motor transport; dual power supply. LED peak meters; output-level control; auto-tape selector; music search; recording-balance control; record-return mode; linear real-time counter. Frequency response 25-18,000 Hz \pm 3 dB (metal); S/N Dolby C 74 dB; wow-and-flutter 0.055%..... \$250

DRM-400 Cassette Deck

Features sendust-ferrite head; recording-balance control; peak-reading FL level meters; record-return mode; 3-digit counter; Denon IS-system remote control. FR 25-18,000 Hz \pm 3 dB (metal); S/N Dolby C 73 dB; W&F 0.057%... \$200

Horizontal-Loading Cassette Decks

DRS-810 3-Head Cassette Deck

Dolby HX Pro. Features Super-Permalloy combination head in die-cast aluminum base; dual-capstan 3-motor transport; ceramic-composite cassette stabilizer; dual power supply. 50-dB-range peak-hold FL meters; output-level control; autotape selector; auto tape-monitor function; music search; recording-balance control; record-return mode; FL linear time counter with remaining-time display. FR 20-20,000 Hz \pm 3 dB (metal); S/N Dolby C 75 dB; W&F 0.038%... \$500

DRR-780 Cassette Deck

Dolby HX Pro. Features autoreverse; revolving record/playback head; ceramic-composite cassette stabilizer; dual power supply. Output-level control; autotape selector; music search; recording-balance control; record-return mode; FL linear time counter with remaining-time display; wireless remote control. FR 25-18,000 Hz \pm 3 dB (metal); S/N Dolby C 74 dB..... \$400

DRS-610 Cassette Deck

Dolby HX Pro. Features computer-controlled 2-motor transport; ceramic-composite cassette stabilizer; dual power supply. high-stability 50-dB-range peak-hold FL meters; output-level control; autotape selector; music search; recording-balance control; record-return mode; FL linear time counter with remaining-time display. FR 25-18,000 Hz \pm 3 dB (metal) \$300

DAT Decks

DTR-2000 DAT Deck

8x oversampling, 20-bit Lambda ladder-type D/A converters. Features 20-bit digital filter; Sig-

ma-Delta type A/D converters. Helical-scan head assembly with amorphous alloy heads. 48, 44.1, and 32 kHz playback sampling rates; optical and coaxial digital inputs/outputs; fade-in and fade-out; complete ID-code editing with 1/2-speed fine-cueing; 250x/400x high-speed search; display of time and level information; peak-hold metering system. FR 2-22,000 Hz \pm 0.5 dB; S/N 92 dB; dynamic range 90 dB \$1,000

DTR-80 Portable DAT Deck

8x oversampling, dual 18-bit AI hybrid multi/1-bit D/A converters. Features 20-bit digital filter; dual Sigma-Delta type A/D converters. 48, 44.1, and 32 kHz record/playback sampling rates; optical/coaxial digital inputs; coaxial digital output; analog mini-jack line-level inputs/outputs; stereo mini-jack mic input with switchable 20-dB attenuation; mini-jack headphone output; ID-code editing; end-search and renumbering; 100x fast-wind and search speeds; 3-10x cue/review speed; backlit LCD display with status, time, and level information; peak-hold meters. 3 1/2-hr record or 4-hr playback time with 4 alkaline batteries. Includes AC adaptor. FR 20-22,000 Hz \pm 0.5 dB; S/N 90 dB; THD 0.008%; dynamic range 90 dB \$900

ESOTERIC

R1 Digital Audio Tape Deck

Features high-density, vibration-absorbing chassis; isolation of digital and servo/mechanical circuitry; twin power supplies; glass-epoxy printed circuit board; van den Hul matched-crystal silver-coated copper wiring; ZD circuitry; twin monaural 16-bit linear A/D and D/A converters; sendust rotary head; direct-coupled linear-phase circuit; three-motor tape-handling system. 25-segment peak-level meters with variable peak hold; full search, repeat, direct-access, and coding functions. Includes 38-key remote control unit. FR 1-22,000 Hz \pm 0.5 dB; S/N >90 dB; THD <0.005%... \$7,000

R-10 Digital Audio Tape Deck

Features SCMS recording format; isolation of digital and analog circuit boards; display section shielded by chassis. Coupled input-level controls; headphone jack and level controls; XLR-balanced analog input/output; 17-segment fluorescent level meters; intro check; timer rec/play capability; start/skip ID editing; margin display. Includes wireless remote control. FR 1-22,000 Hz \pm 0.5 dB; S/N >90 dB..... \$2,500

FISHER

CR-9070 3-Head Cassette Deck

Dolby B, C NR and HX Pro. Features switchable MPX filter; full-logic controls; metal-tape capability; blank skip; linear time-tape counter; 2 motors. Input-and record level controls; remote control; headphone jacks. FR 15-20,000 Hz \pm 3 dB (normal and high bias); S/N: no NR 52 dB, Dolby B 62 dB, Dolby C 72 dB; W&F 0.05% wrms. Black. 17 1/4 x 5 1/4 x 10 1/4 in; 11.5 lb. \$500

CR-9030 Single Cassette Deck

Dolby B, C NR and HX Pro. Features switchable MPX filter; full-logic controls; metal-tape capability; blank skip; pulse counter; 2 motors. Input and record level controls; remote control; headphone jacks. FR 20-17,000 Hz \pm 3 dB (normal bias), 20-18,000 Hz (high bias); S/N: no NR 52 dB, Dolby B 62 dB, Dolby C 72 dB; W&F 0.06% wrms. Black. 17 1/4 x 5 1/4 x 10 1/4 in; 11.5 lb \$400

CR-W905B 3-Head Double Cassette Deck

Dual autoreverse with Dolby B, C NR. Features

switchable MPX filter; full-logic controls; metal-tape capability; high-speed 1-touch dubbing; sequential playback; intro scan; blank skip; digital-tape counter; remote control. FR 40-15,000 Hz \pm 3 dB (normal and high bias); S/N 62 dB Dolby B; W&F 0.06% wrms. Black. 17 1/4 x 5 1/4 x 10 1/4 in; 12 lb..... \$350

CR-W981 Double Cassette Deck

Dual autoreverse and Dolby B, C NR and HX Pro. Features switchable MPX filter; full-logic tape mechanisms (1 record/play, 1 play only); metal-tape capability; high-speed synchro dubbing; 5-LED rec meters; sequential playback; mechanical tape counter; auto tape selector; timer standby; headphone jack. FR 35-15,000 Hz \pm 3 dB (normal bias), 35-16,000 Hz (high bias); S/N: no NR 52 dB, Dolby B 62 dB, Dolby C 72 dB; W&F 0.12% wrms. Black. 17 1/4 x 5 1/4 x 11 in; 10.3 lb \$300

CR-W880B 3-Head Double Cassette Deck

Dual autoreverse and Dolby B NR. Features 2 full-logic tape mechanisms (1 record/play, 1 play only). Metal-tape capability; auto search function; sequential play; high-speed synchro dubbing; 5-LED rec meters; autotape selector; timer standby; headphone jack \$300

CR-W781 Double Cassette Deck

Dolby B, C NR. Features high-speed synchro dubbing; metal-tape capability; auto tape selector; timer standby; 5-LED rec meters; sequential playback; mechanical tape counter; headphone jack. FR 35-14,000 Hz \pm 3 dB (normal bias), 35-15,000 Hz (high bias); S/N: no NR 52 dB, Dolby B 62 dB, Dolby C 72 dB; W&F 0.12% wrms. Black. 17 1/4 x 5 1/4 x 11 in; 10.2 lb..... \$250

CR-W681 Double Cassette Deck

Dolby NR. Features high-speed synchro dubbing; sequential playback; auto/manual tape selector; metal-tape capability; 5-LED rec meters; mechanical tape counter; headphone jack. FR 50-13,000 Hz \pm 3 dB (normal bias), 50-14,000 Hz (high bias); S/N: no NR 51 dB, Dolby B 61 dB; W&F 0.13% wrms. Black \$150

FOSTEX

D-20 4-Head Digital Audio Tape Deck

2x oversampling, 2-channel independent 16-bit A/D converter; 2-channel audio inputs and outputs; XLR input; external sync jacks. Stop control can be used as pause mode (will auto stop if time exceed 3 min); variable 5x or 100x scan; multifunctional controls accessed by shift button; repeat, blank search, and built-in auto locate control; 3 separate audio input/output controls: time-code ready status, time-code input and output; LED clock display; copy guard switch. Includes Sony VTR emulation. FR 20-20,000 Hz; THD 0.05%; W&F \pm 0.002% peak weighted; dynamic range 90 dB \$8,995

HARMAN KARDON

All decks have an MPX filter and Dolby B and C NR; FR spec covers all types of tape unless otherwise specified.

TD4800 3-Head Cassette Deck

Dolby S NR and HX Pro. Features closed-loop, dual-capstan transport; isotropic heads; bias tone-generator. Record-calibration and output-level controls; headphone jack; auto tape selector; 2-key music search; intro scan; record mute; remote. FR 20-22,000 Hz \pm 3 dB . \$1,199
TD4600. 2-head version of above with solenoid transport. FR 20-21,000 Hz \pm 3 dB \$749
TD4500. As TD4600, no Dolby S NR \$549

TAPE • DECKS

DC5700 Double Cassette Deck

Dolby B and C NR and HX Pro. Double record autoreverse; isotropic heads; cross Dolby recording. 1-touch high-speed and standard-speed copy mode; synchronized autoreverse copy mode; linear time counter; music search; intro scan; auto pause; edit mode; bias trim control; wireless remote control. FR 20-20,000 Hz (normal), 20-18,000 Hz (high-speed dubbing) \$799
DC5500. As above, without cross Dolby recording \$649

DC5300 Double Cassette Deck

Dolby B and C NR. Double autoreverse. 1-touch high-speed and standard-speed copy mode; synchronized autoreverse copy mode; linear time counter; edit mode; bias trim control. FR 20-22,000 Hz (normal), 20-17,000 Hz (high-speed dubbing) \$529

TD4400 2-Head Cassette Deck

HX Pro. Features solenoid transport; isotropic heads. Bias trim control; record mute; auto tape selector; 2-key music search; intro scan. FR 20-20,000 Hz \pm 3 dB \$419

TD4200 2-Head Cassette Deck

Features solenoid transport; hard permalloy heads. Bias trim control; record mute; auto tape selector; 12-LED meters. FR (metal tape) 20-20,000 Hz \pm 3 dB \$299

JVC

TD-V541TN 3-Head Cassette Deck

Dolby B, C NR and HX Pro. Features computer-controlled full logic controls; closed-loop dual-capstan design with direct-drive motor; pcocc coil and lead wiring in heads; cassette-shell stabilizer and powered cassette lid; automatic recording level adjustment when connected to compatible CD player. CD-direct input; bias control; switchable MPX filter; auto location of highest-recording-level; FL display with peak-display level meters; music scan; auto rec mute; record/play timer start; auto tape-bias selector; auto monitor; gold-plated terminals; balance control; headphone output; Compu Link system compatibility. FR at -20 dB: 15-17,000 Hz \pm 3 dB normal and high bias, 15-19,000 Hz \pm 3 dB metal; S/N 59 dB metal with no NR; w&F 0.023%; crosstalk 60 dB at 1,000 Hz; ch sep 40 dB at 1,000 Hz. 17¼ x 5¼ x 13¼ in; 12 lb \$380

TD-R441TN Cassette Deck

Dolby B, C NR and HX Pro. Features autoreverse; computer-controlled full logic controls; cassette-shell stabilizer and powered cassette lid; automatic recording level adjustment when connected to compatible CD player. CD-direct input; bias control; FL display with peak-display level meters; 4-digit linear counter; music scan; auto rec mute; record/play timer start; auto tape-bias selector; balance control; headphone output; Compu Link system compatibility. FR at -20 dB: 30-15,000 Hz \pm 3 dB normal and high bias, 30-16,000 Hz \pm 3 dB metal; S/N 58 dB metal with no NR; w&F 0.08%; crosstalk 60 dB at 1,000 Hz; ch sep 40 dB at 1,000 Hz. 17¼ x 5¼ x 13¼ in; 10 lb \$260

Double Cassette Decks

TD-W805TN Double Cassette Deck

Dolby B, C NR and HX Pro. Features dual play/record autoreverse wells; computer-controlled full logic controls; cassette-shell stabilizers and powered cassette lids; automatic recording level adjustment when connected to compatible

CD player. High-speed editing with synchro dubbing; bias control for one deck; FL display with peak-display and level meters; two 4-digit linear counters; music scan; auto/synchro rec mute; record/play timer start; auto tape-bias selector; balance control; headphone output; Compu Link system compatibility. FR at -20 dB: 30-15,000 Hz \pm 3 dB normal and high bias, 30-16,000 Hz \pm 3 dB metal; S/N 58 dB metal with no NR; w&F 0.08%; crosstalk 60 dB at 1,000 Hz; ch sep 40 dB at 1,000 Hz. 17¼ x 5¼ x 12¼ in; 12 lb \$370

TD-W505TN Double Cassette Deck

Dolby B, C NR and HX Pro. Features dual autoreverse decks (1 rec/play, 1 play only); computer-controlled full logic controls; cassette-shell stabilizers and powered cassette lids; automatic recording level adjustment when connected to compatible CD player. High-speed editing with synchro dubbing; FL display with level meters; 4-digit linear counter for either deck; music scan; auto/synchro rec mute; one-deck pitch control; auto tape-bias selector; mic mixing; balance control; headphone output; Compu Link system compatibility. FR at -20 dB: 30-15,000 Hz \pm 3 dB normal and high bias, 30-16,000 Hz \pm 3 dB metal; S/N 58 dB metal with no NR; w&F 0.08%; crosstalk 60 dB at 1,000 Hz; ch sep 40 dB at 1,000 Hz. 17¼ x 5¼ x 13 in; 12 lb \$300

TD-W305TN Double Cassette Deck

Dolby B, C NR and HX Pro. Features dual autoreverse (1 rec/play, 1 play only); computer-controlled full logic; automatic recording level adjustment when connected to compatible CD player. Two-tape continuous play; high-speed editing with synchro dubbing; FL display with level meters; 4-digit linear counter for either deck; auto/synchro rec mute; auto tape-bias selector; headphone output; Compu Link system compatibility. FR at -20 dB: 30-15,000 Hz \pm 3 dB normal and high bias, 30-16,000 Hz \pm 3 dB metal; S/N 58 dB metal with no NR; w&F 0.08%; crosstalk 60 dB at 1,000 Hz; ch sep 40 dB at 1,000 Hz. 17¼ x 5¼ x 13 in; 11 lb .. \$260
TD-W205TN. As above, no autoreverse .. \$200

TD-W103BK Double Cassette Deck

Dolby B. Features 1 rec/play deck, 1 play only. Two-tape continuous play; high-speed editing with synchro dubbing; LED multipeak level indicator; auto tape-bias selector. FR at -20 dB: 40-14,000 Hz \pm 3 dB normal bias, 40-15,000 Hz \pm 3 dB high bias and metal; S/N 58 dB metal with no NR; wow-and-flutter 0.1%; crosstalk 60 dB at 1,000 Hz; channel separation 40 dB at 1,000 Hz. 17¼ x 5 x 9¾ in; 8 lb \$135

Super Digifine Series

TD-V1050TN 3-Head Cassette Deck

Dolby B, C NR and HX Pro. Features high-density base, precision-finished aluminum die-cast tape-drive base, airtight cassette-lid sealing, and cassette-shell stabilizer to minimize resonance and vibration; dual-capstan drive with direct-drive motor; pcocc head coils; regulated, low-imp power supply. CD-direct input; adjustable bias and level calibration; FL display with auto shutoff during record/playback, peak display, and level meters; time-remaining and elapsed-time display; auto location of highest-recording-level; 4-digit linear counter; gold-plated terminals; music scan; balance control; headphone output with volume control; remote control; Compu Link system compatibility. FR 15-19,000 Hz \pm 3 dB metal and high-bias; S/N 21,000 Hz \pm 3 dB metal; S/N 61 dB metal; w&F 0.022%. 17¼ x 5¼ x 13¼ in; 17 lb \$700

DAT Decks

XD-Z1010TN Digital Audio Tape Deck

64x oversampling, 1-bit A/D converter with 4th-order noise shaping; four 18-bit D/A converters with 8x oversampling. Features long-play (240 min with R-120 tape) mode; independent power supplies for analog and digital circuitry; SCMS coding system to protect copyrighted material; K2 interface to reduce ripple and jitter. Auto ID edit to relocate ID's during editing; 48, 44.1, and 32-kHz sampling frequencies; analog RCA input; fixed- and variable-level analog RCA outputs; coaxial and optical digital inputs and outputs; source mixing with line or mic input; monitor capability with headphone jack; digital level meters; digital fade-in/out; 2 repeat modes; Compu Link system compatibility. Includes multifunction remote control with in-troscan. FR 2-22,000 Hz \pm 0.5 dB standard play, 2-14,500 Hz \pm 0.5 dB long play; S/N 93 dB; THD 0.003% at 1,000 Hz (standard play). 17¼ x 5¼ x 14¼ in; 25 lb \$1,700

XD-Z507TN Digital Audio Tape Deck

64x oversampling, 1-bit A/D converter with 4th-order noise shaping; PEM 1-bit D/A converter with 4th-order noise shaping. Features long-play (240 min with R-120 tape) mode; SCMS coding system to protect copyrighted material. Auto ID edit to relocate ID's during editing; analog, optical, and coaxial inputs and outputs; monitor capability with headphone jack; 2 repeat modes; absolute time counter. Includes multifunction remote control. FR 2-22,000 Hz \pm 0.5 dB standard play, 2-14,500 Hz \pm 0.5 dB long play; S/N 91 dB standard play; THD 0.004% at 1,000 Hz standard play. 17¼ x 5¼ x 13¼ in; 16 lb \$1,000

KENWOOD

KX-W8030 Double-Cassette Deck

Dolby B/C NR and HX Pro. Dual-bidirectional recording/playback; auto-bias adjustment; 1-touch high-speed dubbing; timer recording and playback; computer-controlled CD recording system; multifunction program search; full-logic computer-controlled tape transport; separate record level and balance controls with center detents; independent-control cassette wells; continuous relay play; index scan; auto-tape selector; multifunction fluorescent info display; auto rec mute; MPX filter switch; remote controllable. Includes headphone jack. 13 lb .. \$379

KX-7030 3-Head Cassette Deck

Dolby B/C NR and HX Pro. 3-head, 3-motor tape transport; peak search with CD source; closed-loop dual-capstan drive; auto-bias adjustment with memory presets; separate record level and balance controls with center detents; auto tape monitor; switchable MPX filter; full-logic control; linear tape counter; system remote compatible \$379

KX-W6030 Double-Cassette Deck

Dolby B/C NR. Dual bidirectional recording/playback; 1-touch high-speed dubbing; timer recording and playback; computer-controlled CD recording system; program search; full-logic computer-controlled tape transport; separate record level and balance controls with center detents; independently controlled cassette wells; continuous relay play; index scans auto tape selector; system remote compatible; auto rec mute; auto MPX filter. 12 lb \$299

KX-5530 Cassette Deck

Dolby B, C NR and HX Pro. Auto reverse mechanism with 2-track rotary-head mecha-

TAPE • DECKS

nism; auto bias adjustment with memory; program search; separate record level and balance controls with center detents; full-logic control; recording standby; timer record and play; auto tape selector; system remote compatible. 13 lb \$299

KX-3030 Cassette Deck

Dolby B, C NR and HX Pro. 2-motor drive mechanism; power eject system; electronic key operation; CD peak search; separate record level and balance controls with center detents; program search; auto tape selector; auto rec mute; MPX filter selector; timer record and play; system remote compatible. 12 lb \$249

KX-W4030 Double-Cassette Deck

Dolby B, C NR. Dual-bidirectional playback, single recording; 1-touch high-speed recording; Dolby B, C NR; timer recording and playback; computer-controlled CD recording system; program search; full-logic control; separate record level and balance controls with center detents; cont relay play; auto tape selector; system remote compatible; auto rec mute; auto MPX filter. 12 lb \$229

LUXMAN

The following cassette decks carry a five-year parts-and-labor warranty.

K-351 Cassette Deck

Dolby B and C NR and HX Pro. Features system bus computer circuits; voltage-driven amplification with Duo-Beta feedback circuitry. Music and blank search; auto mute; selectable FM-MPX filter; auto tape selection; one-touch CD recording. \$600

K-112 3-Head Cassette Deck

Dolby B, C NR and HX Pro. Features Hexalam 3-head assembly; 2-motor, single-capstan transport; logic controls; Duo-Beta dual feedback-loop amp circuitry. Tape monitoring; auto space; 4-digit electronic tape counter with memory; output/rec-level, fine-bias, rec balance controls; system remote control jacks. FR 20-21,000 Hz \pm 3 dB (metal), 20-20,000 Hz \pm 3 dB (high-bias), 20-19,000 Hz \pm 3 dB (normal-bias); S/N (high-bias): no NR 55 dB, Dolby B 64 dB, Dolby C 72 dB; w&F 0.05% wrms. 17 $\frac{1}{4}$ x 4 $\frac{1}{4}$ x 12 $\frac{1}{2}$ in; 9.5 lb \$600

K-110W Double Cassette Deck

Autoreverse, Dolby B, C NR and HX Pro, high-speed dubbing; simultaneous playback of 2 tapes; relay play \$580

K-110 Cassette Deck

Dolby B, C NR and HX Pro. Features autoreverse; bidirectional recording; logic controls. \$480

K-111 2-Head Cassette Deck

Dolby B, C NR and HX Pro; Hexalam 2-head assembly with motor-driven cam; 2-motor, single-capstan transport; logic-controls; Duo-Beta dual feedback-loop circuitry. Rec-level control; L/R mic and system remote control jacks. FR 30-18,000 Hz \pm 3 dB (metal), 30-17,000 Hz \pm 3 dB (high-bias), 30-16,000 Hz \pm 3 dB (normal-bias); S/N (high-bias): no NR 55 dB, Dolby B 63 dB, Dolby C 70 dB; w&F 0.06% wrms. 17 $\frac{1}{4}$ x 4 $\frac{1}{4}$ x 10 $\frac{1}{2}$ in; 7.7 lb \$380

MITSUBISHI

M-T5010 Double Cassette Deck

Dolby B, C NR and HX Pro. Dual autoreverse; twin amorphous tape heads; high-speed syn-

chronous dubbing. Auto tape select; variable intro scan; music search; counter search; record mute and menu repeat; blank skip; editing speed; remote control. On-screen programming for A/V systems \$699

NAD

The following products are distributed by Lenbrook.

Model 6100 Cassette Deck

Dolby B, C NR and HX Pro. Features Dyneq range expansion; full-logic transport. NAD/Dolby-developed Play Trim, which optimizes high-frequency playback characteristics; fine bias adjustment. Includes remote control. Rack mountable \$499

Model 6340 Cassette Deck

Dolby B, C and HX Pro. Features Dyneq range expansion; full-logic transport. Fine bias adjustment \$399

Model 6325 Cassette Deck

Dolby B, C. Features full-logic transport. Compatible with normal, chrome, and metal tape \$279

NAKAMICHI

Dragon 3-Head Cassette Deck

Dolby B, C NR. Features microprocessor-control; autoreverse; auto azimuth-correction system; dual-gap ferrite/sendust erase head; asymmetrical transport; Super Linear Torque direct-drive motors; auto-retracting slot guides; tape-pad lifter; auto tape-slack-reducing mechanism. Rec-level and bias-calibration controls with 2-tone oscillator; separate tape and EQ switches; direct-coupled recording and playback amps; 2-speed cueing; 2-speed master fader; auto rec pause; left, right, master input-levels control; output level-control; rec mute; high-output headphone jack; defeatable infra-sonic filter; 4-digit LED electronic counter with memory stop and repeat, w&F 0.019% wrms; FR 20-22,000 Hz, \pm 3 dB with ZX tape; S/N Dolby B/C 66/72 dB (A-wtd, ZX tape at 400 Hz, 0 dB); sep/crosstalk 37/60 dB at 1,000 Hz, 0 dB; input sens/imp 50 mV/50 kilohms line; output level/imp 1 V/2.2 kilohms line, 45 mW/8-ohm headphones; 17 $\frac{1}{4}$ x 5 $\frac{1}{2}$ x 11 $\frac{1}{4}$ in; 21 lb \$2,295
RM-20. Remote control for above \$50

CR 7A 3-Head Cassette Deck

Dolby B, C NR. Features asymmetrical dual-capstan transport; 3 motors; auto bias/EQ; manual azimuth adjust; elapsed-time counter; remaining-time counter. Output-level control; memory stop/play; LED meters; soft-touch controls; headphone jack; rec mute; wireless remote; auto and manual tape/EQ selection; auto fade; auto repeat. w&F 0.027% wrms; FR, ferric 18-21,000 Hz, \pm 3 dB; S/N (A-wtd), metal 66 dB, Dolby B 72 dB; line-input sens for 0-dB reading 50 mV; line-output level with 0-dB indication 1,000 mV. 17 $\frac{1}{4}$ x 5 $\frac{1}{2}$ x 12 in; 19 lb, 13 oz \$1,695

RX-505 3-Head Cassette Deck

Dolby B, C NR. Unidirectional autoreverse to eliminate bidirectional azimuth error. Mechanism turns cassette over at end of side during record or playback. Features asymmetrical dual-capstan closed-loop transport; auto fade (20 sec before end of tape); DC servo motors. Auto record pause; LED peak-level meters reading from -40 to +10 dB; dual-speed master fader; punch-in recording; memory stop/play; soft-touch controls. w&F<0.04% wrms; FR 20-20,000 Hz, \pm 3 dB, all tape types; S/N Dolby C

and metal tape >70 dB; THD <0.9% with ZX tape; line-input sens for 0-dB reading 50 mV; line-output level with 0-dB indication 1,000 mV; 17 $\frac{1}{4}$ x 5 $\frac{1}{2}$ x 11 $\frac{1}{4}$ in; 22 lb \$1,395
RX-202. 2-head version of above. w&F <0.06% wrms. 17 $\frac{1}{4}$ x 5 $\frac{1}{2}$ x 10 in; 19 lb, 13 oz \$795
RM-15. Remote control for above \$50

CassetteDeck1 Cassette Deck

Dolby B, C NR. Defeatable MPX filter. Azimuth fine-tuning control; asymmetrical dual-capstan transport; DC servo capstan motor; silent mechanism; pressure-pad lifter; auto slack-tape take-up; integrated construction of head and playback amp; multiregulated power supply. Bidirectional auto-search; bias fine-tune control; auto repeat; timer rec/play; record mute; output-level control; tape selector with interlocked EQ selection; system remote compatibility; 4-digital tape counter; gold-plated input/output jacks. FR 20-20,000 Hz \pm 3 dB; S/N (A-wtd, metal tape) Dolby C 72 dB, Dolby B 66 dB; w&F <0.035%; THD <0.9%. 17 x 4 x 12 $\frac{1}{2}$ in; 13 lb \$799

CassetteDeck2 Cassette Deck

Dolby B, C NR. Defeatable MPX filter. DC servo capstan motor; silent mechanism; pressure-pad lifter; auto slack-tape take-up; multiregulated power supply. Bidirectional auto-search; bias fine-tune control; auto repeat; timer rec/play; record mute; tape selector with interlocked EQ selection; system remote compatibility; 4-digital tape counter. FR 20-20,000 Hz \pm 3 dB; S/N (A-wtd, metal tape) Dolby C 70 dB, Dolby B 64 dB; w&F <0.06%; THD <1.0%. 17 x 4 x 12 $\frac{1}{2}$ in; 11.88 lb \$349

DAT Deck

Model 1000 DAT Recorder

Features 4-head design for off-tape monitoring; microprocessor-controlled direct-drive reel motors. Full indexing and high-speed program search; digital fader; wireless remote. Sampling frequencies: 48 kHz (rec/play), 44.1 kHz (play), 32 kHz (rec/play); drum rotation: 2,000 rpm (rec/play); tape speed: 0.32 ips; 75-ohm coaxial/optical digital input/output. Coaxial and optical cable included. 17 $\frac{1}{4}$ x 5 $\frac{1}{4}$ x 14 $\frac{1}{4}$ in \$5,900

Model 1000p Digital Audio Processor. Companion digital-audio processor for above. 8x oversampling, 20-bit calibrated D/A converters; 16-bit auto-calibrated A/D converter with 2x-oversampling digital filter; digital glitch cancellation circuitry; 2-speed twin-PLL digital audio interface. 32-segment level meter; muting circuitry; headphone jack; phono loudness control; cables included. D/A converter: sampling frequencies 48, 44.1, 32 kHz; FR 5-20,000 Hz \pm 0.5 dB; S/N >106 dB; dynamic range >100 dB; THD 0.0005% at 1,000 Hz; ch sep >106 dB. A/D converter: sampling frequency 48 kHz; FR 5-22,000 Hz \pm 0.5 dB; S/N >95 dB; dynamic range >95 dB; THD 0.001% at 1,000 Hz; ch sep >85 dB. 17 $\frac{1}{4}$ x 5 $\frac{1}{4}$ x 14 $\frac{1}{4}$ in; 38.5 lb \$5,100

NIKKO

ND 300W Double Cassette Deck

Dolby B and C NR. Autoreverse. FR 25-16,000 Hz \pm 3 dB; S/N 50 dBA no NR; 0.07% w&F, 14 $\frac{1}{4}$ lb \$339

ND 200W Double Cassette Deck

Dolby B and C NR. Autoreverse. FR 40-14,000 Hz \pm 5 dB; S/N 50 dBA no NR \$299

ND 150W Double Cassette Deck

Dolby B and C NR. Autoreverse. FR 25-17,000 Hz; S/N 56 dBA no NR; 0.07% w&F; 11 lb. \$249

TAPE • DECKS

ND 60W Double Cassette Deck
Dolby B NR. Autoreverse. FR 40-14,000 Hz; S/N 54 dBA no NR; 0.12% w&F; 9 lb \$139

ND 55W Double Cassette Deck
Dolby B NR. FR 40-14,000 Hz; S/N 54 dBA no NR; 0.12% w&F; 9 lb \$139

ONKYO

Integra DT-901 DAT Deck
Single-bit D/A converter; A/D converter with 64 x oversampling, 3rd-order noise shaping. Features SCMS copyright-protection system; 400 times high-speed fast forward/rewind, Accu-Pulse quartz system; 1-touch fade in/out; 1-piece solid-aluminum die-cast chassis; direct drive of head cylinder and capstans; high-performance amorphous heads; computerized servo processor; 400 times high-speed search; intro scan; 10-key direct track access; RI remote compatible with controller. Sampling frequencies 48,000, 44,100, 32,000 Hz; FR 2-22,000 Hz; Dynamic range 90 dB min; S/N 90 dB min; THD 0.0084% max; power supply AC 120 V, 60 Hz; power rating 25 W \$1,300

TA-2800 3-Head Cassette Deck
Dolby B, C NR and HX Pro. Features 3 heads; computer-controlled transport with 3 motors; dual capstans. Auto bias; record calibration; real-time counter; switchable MPX filter; RI remote compatible. FR 20-21,000 Hz (metal tape); S/N 58 dB (metal tape, no Dolby); w&F 0.035% wrms. 17½ x 5½ x 14½ in; 14 lb \$650

TA-RW490 Double Cassette Deck
Dolby B, C NR and HX Pro. Features music search, and autoreverse in both wells. High-speed and real-time dubbing; cont recording; 2 real-time tape counters; headphone jack; mike input; remote control \$630

TA-207 Cassette Deck
Dolby B, C NR and HX Pro. Features 3-motor, 3-head configuration; closed-loop dual-capstan; isolated transformer. Accubias; CD synchro start; bidirectional music search; auto EQ tape selector; FM multiplex filter switch; real-time tape counter; RI compatible with supplied control unit. FR 20-20,000 Hz (metal tape); S/N 60 dB (metal tape, no Dolby); w&F 0.04% wrms. 17½ x 5½ x 14½ in; 16.3 lb \$530

TA-RW470 Double Cassette Deck
Dolby B, C NR. Features 2 motors. Autoreverse; real-time tape counter; standard and high-speed dubbing; cont play; music search; RI remote compatible \$500

Integra TA-R500 Cassette Deck
Dolby B, C NR and HX Pro. Features full-logic 3-motor quick autoreverse transport; 3 independent power supplies; low-imp linear-switching power supply for audio path. Auto tape EQ selector; switchable MPX filter; real-time counter; FL peak-hold level indicators; auto space and record mute; bidirectional music search; block repeat; RI remote compatible \$450

TA-R401 Autoreverse Cassette Deck
Dolby B, C NR and HX Pro. Features full-logic 2-motor quick autoreverse transport; Accubias. Auto tape EQ selector; real-time counter; CD synchro start; bidirectional music search; single/block repeat; fluorescent display; 10-segment peak-level indicator; RI remote compatible. FR 20-19,000 Hz (metal tape); S/N 58 dB (metal tape, no Dolby); w&F 0.07% wrms. 17½ x 4¾ x 12½ in; 11.2 lb \$380

TA-203 Cassette Deck
Dolby B, C NR and HX Pro. Features full-logic 2-motor transport; Accubias. CD synchro start; auto tape EQ selector; full/block repeat; real-time tape counter; fluorescent display; 10-segment peak-level indicator; RI remote compatible. FR 20-19,000 Hz (metal tape); S/N 58 dB (metal tape, no Dolby); w&F 0.07% wrms. 17½ x 4¾ x 12½ in; 11.5 lb \$320

TA-R301 Autoreverse Cassette Deck
Dolby B, C NR and HX Pro. Features single-well quick autoreverse; 2-motor transport; full-logic control; Accubias. CD synchro start; auto tape EQ selector; block repeat; headphone jack; reverse mode switch; fluorescent display; peak-level indicator; RI remote compatible. FR 20-19,000 Hz (metal tape); S/N 58 dB (metal tape, no Dolby); w&F 0.07% wrms. 17½ x 4¾ x 12½ in; 11.2 lb \$280

TA-W202 Double Cassette Deck
Dolby B, C NR and HX Pro. Features dual full-logic 2-motor transports. CD synchro start; auto tape EQ selector; cont play; standard and high-speed dubbing; full/block repeat; input-level control; headphone jack; 8-level LED peak-level meter; RI remote compatible. FR 20-17,000 Hz; S/N 58 dB (metal tape, no Dolby); w&F 0.07% wrms. 17½ x 4¾ x 12½ in; 12.3 lb \$240

TA-201 Cassette Deck
Dolby B, C NR and HX Pro. Features 2-motor transport; full-logic control; Accubias. CD synchro start; auto tape EQ selector; full/block repeat; fluorescent display; peak-level indicator; headphone jack; RI remote capable; remote control. FR 20-19,000 Hz; S/N 58 dB (metal tape, no Dolby); w&F 0.07% wrms. 17½ x 4¾ x 12½ in; 11 lb \$230

OPTIMUS BY RADIO SHACK

SCT-89 Double Cassette Deck
Dolby B and C NR and HX Pro. Features auto tape selector; high-speed dubbing; repeat sequential play; record mute; mic jacks; auto-stop; logic-controlled operation; recording-level control meters. FR 30-15,000 Hz \pm 3 dB (normal bias), 30-17,000 Hz \pm 3 dB (metal); S/N; Dolby B 62 dB, Dolby C 70 dB; w&F 0.06% wrms. 17½ x 5 x 11½ in; 11 lb \$300

SCT-37 Double Cassette Deck
Dolby B and C NR and HX Pro. Features high-speed synchro dubbing; copies both sides of tape with one touch; auto bias select; quick reverse; 8-LED record level meter; two-tape cont play and record-mute button. Jacks for ¼-in mic and headphone. w&F 0.06% W rms; S/N 78 dB Dolby C. 4½ x 17 x 10 in \$279
SCT-36. As above, no HX Pro \$229

SCT-88 Cassette Deck
Dolby B and C NR and HX Pro. Features auto tape selector; bias control; auto stop; logic-controlled operation; record-mute button; timer. FR 20-16,000 Hz \pm 3 dB (normal), 20-18,000 Hz \pm 3 dB (metal); S/N Dolby B 63 dB, Dolby C 73 dB; w&F 0.05% wrms. 16½ x 4¾ x 11½ in; 8.9 lb \$200

SCT-74 Double Cassette Deck
Dolby B and C NR. Features high-speed dubbing; metal-tape compatibility; LED's for power and recording; mic inputs; headphone jack. FR 60-12,500 Hz \pm 3 dB (high bias); w&F 0.12% wrms \$180

SCT-87 Double Cassette Deck
Dolby B NR. Features cont play; synchro-start

dubbing; tape selectors. FR 60-12,500 Hz \pm 3 dB (normal), 60-14,000 Hz \pm 3 dB (metal); S/N Dolby B 62 dB; w&F 0.15% wrms. 16½ x 4¾ x 8 in; 7.25 lb \$150

SCT-32 Cassette Deck
Dolby B NR. Autoreverse; metal/high-bias selector switch. 3¾ x 8¼ x 5¾ in \$100
SCP-31 Cassette Deck. As above, no Dolby B; autoreverse \$50

SCT-86 Cassette Deck
Dolby B NR. Features right/left record controls; tape-select buttons; full auto stop. FR 60-12,500 Hz \pm 6 dB; S/N Dolby B 52 dB; w&F 0.15%. 9 x 4¾ x 5¼ in; 3.5 lb \$90

OTARI

MK-IV-8 Open-Reel Tape Deck
Two speeds (15/1½ and 1½/3¼ ips); ½-in 8 channel format. 10½-in reel; DC quartz PLL capstan motor; built-in oscillator for test tone calibration; gapless, seamless, punch-in, punch-out. 3 cue-point locator. FR 15 ips: 40-20,000 Hz \pm 2 dB, 7½ ips: 20-18,000 Hz \pm 2 dB; 3¾ ips: 20-10,000 Hz \pm 2 dB; w&F \pm 0.06% dB for 15 ips, \pm 0.08% for 7½ ips; \pm 0.12% for 3¾ ips. 17¼ x 19¼ x 27¼ in; 77 lb \$6,290
MK-IV-4. As above, ¼-in, 4 channel format. 70.4 lb \$5,995
MK-IV-2. As above ¼-in, 2 channel DIN format. FR 15 ips: 30-20,000 Hz \pm 2 dB, 7½ ips: 30-18,000 Hz \pm 2 dB; 3¾ ips: 20-10,000 Hz \pm 2 dB. 66 lb \$4,295

BQIII Open-Reel Tape Deck
Two speeds (15/7½ and 7½/3¼ ips). 10½-in reel; DC quartz PLL capstan motor; ¼-in tape width; 4-track configuration; built-in oscillator for test tone calibration; gapless, seamless, punch-in, punch-out. 3 cue-point locator. FR 15 ips: 40-20,000 Hz \pm 2 dB, 7½ ips: 20-18,000 Hz \pm 2 dB; 3¾ ips: 20-10,000 Hz \pm 2 dB; w&F \pm 0.06% dB for 15 ips, \pm 0.08% for 7½ ips; \pm 0.12% for 3¾ ips. 17¼ x 19¼ x 27¼ in; 60 lb \$5,160

BIII Open-Reel Tape Deck
Two speeds (15/7½ and 7½/3¼ ips). 10½-in reel; DC quartz PLL capstan motor; ¼-in tape width; mono track configuration; built-in oscillator for test-tone calibration; gapless, seamless, punch-in, punch-out. 3 cue-point locator. FR 15 ips: 30-20,000 Hz \pm 2 dB, 7½ ips: 30-18,000 Hz \pm 2 dB; 3¾ ips: 20-10,000 Hz \pm 2 dB; w&F \pm 0.06% dB for 15 ips, \pm 0.08% for 7½ ips; \pm 0.12% for 3¾ ips. 17¼ x 19¼ x 27¼ in; 52.8 lb \$3,295

MX-55 Series

MX 55NM Open-Reel Tape Deck
Two speeds (15/7½ and 7½/3¼ ips); ¼-in 2-channel format with Dolby HX-Pro. Features DC quartz PLL capstan motor; 3 cue-point locator with LED elapsed-time counter; gapless punch-in/out; 3 motor. FR 15 ips: 30-20,000 Hz \pm 2 dB, 7½ ips: 20-18,000 Hz \pm 2 dB; 3¾ ips: 20-10,000 Hz \pm 2 dB; S/N 69 dB for 15 ips, 71 dB for 7½ ips; 64 dB for 3¾ ips. 17½ x 19½ x 9 in; 67 lb \$4,995
MX 55N. As above, without HX-Pro and gapless punch-in/out \$3,895

MX-50 Open-Reel Tape Deck
Two speeds (15/7½ and 7½/3¼ ips); ¼-in 2-channel format. Features DC quartz-PLL capstan motor; 3 motor; \pm 7% variable speed control. FR (record/reproduce) 15 ips (0 vu): 30-20,000 Hz \pm 2 dB, 7½ ips (-10 vu): 30-18,000 Hz \pm 2

TAPE • DECKS

dB; 3 3/4 ips (-20 VU); 20-10,000 Hz \pm 2 dB; S/N 69 dB for 15 ips, 70 dB for 7 1/2 ips; 66 dB for 3 3/4 ips; w&F 0.6% for 15 ips, 0.8% for 7 1/2 ips, 0.12% for 3 3/4 ips. 17 1/4 x 4 3/8 x 10 in; 52 lb \$2,495

PARASOUND

D/HX-550 Cassette Deck

Dolby B, C NR and HX Pro. Features play trim; hard alloy head; polystyrene capacitors. FR 20-19,000 Hz; S/N 67 dB for Dolby B, 78 dB for Dolby C; input imp 30 kilohms, output imp 600 ohms. 17 1/4 x 4 3/8 x 10 in; 12 lb \$265

PHILIPS

FC-60 3-Head Cassette Deck

Dolby B, C NR and HX Pro. Features electronic real-time counter; alpha text mode display; digital peak-level display with peak memory function; fine bias adjustment; rec-calibration controls. Compatible with Philips RC-5 remote control \$549

FCR-515 Double Cassette Deck

Dolby B, C NR. Features cont playback and recording with both decks for up to 3 hrs. Auto 2-way recording; simultaneous recording on both decks or sequential A/B recording for up to 3 hrs of taping; high-speed dubbing. Music search; memo function; blank skip; Philips remote-control compatible \$499

FCR-50 Cassette Deck

Dolby B, C NR and HX Pro. Features logic-controlled transport mechanism; alloy fly-wheel; hard-permalloy head; switchable MPX filter. Music search; auto music scan; blank skip; auto space record mute; Philips remote-control compatible \$399

FCR-40 Cassette Deck

Dolby B, C NR and HX Pro. Features logic-controlled mechanism; hard permalloy head; switchable MPX filter. Auto space; record mute; auto tape selection; quick-rewind jack . . . \$299

PIONEER

CT-WM77R 7-Cassette Changer

Changer with 6-cassette magazine-type well and single cassette well. Features Dolby B/C NR and HX Pro. NR memory; autoreverse; max 9hr cont play/record; large insulator feet; random play; cassette scan; all-rewind; CD-deck synchro; remote control; auto tape selector; auto space; track skip search; blank skip; timer relay record/play; high-speed dubbing; edit dubbing; large FL peak-hold meter; 4-digit counters; headphone output. FR 20-19,000 Hz (metal), 20-18,000 Hz (chrome), 20-17,000 Hz (normal); S/N 57 dB; w&F 0.055% \$510

CT-W850R Double Cassette Deck

Dolby B, and C NR and HX Pro. Autoreverse on both decks; auto bias-level; large FL peak hold display; CD-deck synchro; auto tape selector; auto space; track skip search/blank skip; high-speed dubbing; relay play; timer record/play; headphone output; digital counter; dubbing-level adjustment. FR 20-20,000 Hz (metal), 20-19,000 Hz (chrome), 20-18,000 Hz (normal); S/N 57 dB; w&F 0.055% \$500

CT-S709 3-Head Cassette Deck

Dolby B, C NR and HX Pro. Auto bias-level; Z-tape transport mechanism; digital tension servo; auto monitor; large FL peak-hold meter; peak-hold modes; CD-deck synchro; auto tape selector; auto space record mute; track skip search; headphone output with volume control;

timer record/play; powered loading and eject; 4-digit digital counters. FR 15-20,000 Hz (metal), 15-19,000 Hz (chrome), 15-19,000 Hz (normal); S/N 60 dB; w&F 0.027%. 16 1/2 x 5 3/4 x 12 3/8 in; 12.8 lb \$500

CT-M66R 6-Cassette Changer

Dolby B, C NR and HX Pro. Autoreverse; 9 hr cont play/record; random play; cassette scan; all-rewind; quick reverse; CD-deck synchro; remote control; auto tape selector; auto space; track skip search; timer relay record/play; large FL peak-hold meter; headphone output. FR 20-19,000 Hz (metal), 20-19,000 Hz (chrome), 20-17,000 Hz (normal); S/N 58 dB; w&F 0.055%. 16 1/2 x 5 3/4 x 14 3/8 in; 16.6 lb \$440

CT-W650R Double Cassette Deck

Dolby B, C NR and HX Pro. Autoreverse on both decks; auto bias-level; tem; large FL peak hold display; CD-deck synchro; auto tape selector; auto space; track skip search/blank skip; high-speed dubbing; relay play; timer record/play; headphone output; mic input. FR 20-19,000 Hz (metal), 20-18,000 Hz (chrome), 20-17,000 Hz (normal); S/N 57 dB; w&F 0.055%. 16 1/2 x 5 3/4 x 10 1/2 in; 10.1 lb \$385

CT-M55R 6-Cassette Changer

Dolby B, C NR with MPX filter. Autoreverse; 9hr cont play/record; random play; cassette scan; all-rewind; CD-deck synchro; auto tape selector; auto space; track skip search; blank skip; timer relay record/play; large FL peak-hold meter. FR 20-19,000 Hz (metal), 20-18,000 Hz (chrome), 20-17,000 Hz (normal); S/N 58 dB; w&F 0.055%. 16 1/2 x 5 3/4 x 14 3/8 in; 16.3 lb . . \$380

CT-W550R Double Cassette Deck

Dolby B/C NR with MPX filter and HX Pro. Autoreverse on both decks; honeycomb chassis; FL peak hold display; CD-deck synchro; auto tape selector; auto space record mute; track skip search; high-speed dubbing; relay play; timer record/play; headphone output; digital counter. FR 20-19,000 Hz (metal), 20-18,000 Hz (chrome), 20-17,000 Hz (normal); S/N 57 dB; w&F 0.055%. 16 1/2 x 5 3/4 x 10 1/2 in; 10.1 lb . \$330

CT-S609R Cassette Deck

Dolby B, C NR and HX Pro. Autoreverse; honeycomb chassis & large gold insulators; auto bias-level; CD-deck synchro; auto tape selector; auto space; track skip search; headphone output; timer record/play; large FL peak-hold meter. FR 25-20,000 Hz (metal), 25-18,000 Hz (chrome), 25-18,000 Hz (normal); S/N 57 dB; w&F 0.055%. 16 1/2 x 5 x 10 3/4 in; 8.6 lb . . . \$315

CT-W450R Double Cassette Deck

Dolby B, C NR and HX Pro. Autoreverse on both decks; CD-deck synchro; auto tape selector; auto space; track skip search/blank skip; high-speed dubbing; relay play; timer record/play; mechanical counter; headphone jack; level meter. FR 30-16,500 Hz (metal), 30-16,000 Hz (chrome), 30-16,000 Hz (normal); S/N 56 dB; w&F 0.1%. 16 1/2 x 4 3/4 x 10 1/2 in; 8.6 lb . . . \$270

CT-W355R Double Cassette Deck

Dolby B, C NR and HX Pro. Autoreverse on deck II; CD-synchro; auto tape selector; auto space; track skip search; blank skip; high-speed dubbing; relay play; timer record/play; mechanical counter; reverse mode switch; large level meter. FR 16,500 Hz (metal), 30-16,000 Hz (chrome), 30-16,000 Hz (normal); S/N 56 dB; w&F 0.1%. 16 1/2 x 4 3/4 x 10 1/2 in; 8.6 lb . . . \$240

CT-W250 Double Cassette Deck

Dolby B, C NR. Auto tape selector; auto space;

track skip search; blank skip; high-speed dubbing; relay play; timer record/play; mechanical counter. FR 30-16,500 Hz (metal), 30-16,000 Hz (chrome), 30-16,000 Hz (normal); S/N 56 dB; w&F 0.1%. 16 1/2 x 4 3/4 x 10 1/2 in; 8.6 lb . . . \$210

Elite Series

CT-93 3-Head Cassette Deck

Dolby S, B, and C NR and HX Pro. Features bias oscillator; auto bias level; amorphous 3-head dual capstan; peak-level calibration system; digital tension servo; auto monitor; auto tape selector and space record mute; track skip search (\pm 15 songs); CD-deck synchro; timer record/play; FL peak-hold meters (16 + 1 segment); peak-hold mode switch/2-mode meter range; headphone with volume control; powered loading and eject. Urushi finish . . \$1,200

CT-41 3-Head Cassette Deck

Dolby S, B, and C NR and HX Pro. Features super auto bias, level, EQ tuning system; Z mechanism; hard permalloy 3-head dual capstan; digital tension servo; auto monitor; auto tape selector; auto space record mute; track skip search (\pm 15 songs); CD-deck synchro; timer record/play; large FL peak-hold meters (16 + 1 segment); peak-hold mode switch/2-mode meter range; headphone with volume control; powered loading and eject \$800

CT-W51 Double Cassette Deck

Dolby B and C and HX Pro in both decks. Features double reverse; twin auto bias-level-EQ system; auto tape selector and space rec mute. track skip search (\pm 15 songs); blank skip; high-speed dubbing; relay record/play; timer record/play; quick reverse; FL peak-hold meter (10 + 1 segments); two 4-digit digital counters; headphone; revers-mode switch; dubbing-level adjustment. SR system remote compatible \$570

PROTON

AD-630 Cassette Deck

Dolby B and C NR, HX Pro, and dbx. Features autoreverse; 3-motor IC-logic mechanism; horizontal drawer tape mechanism. MPX filter switch; real-time tape counter; A/B repeat; program search; bias selector; auto-optimum bias; record mute; record-level meter; headphone output; output-level control; microphone input jacks. Compatible with AH-681 remote control. wow-and-flutter 0.05%; signal-to-noise ratio (norm bias) no noise reduction 50 dB, Dolby B 60 dB, Dolby C 70 dB, (high bias) no noise reduction 54 dB, Dolby B 65 dB, Dolby C 75 dB. FR 30-17,000 Hz \pm 3 dB (normal bias), 30-18,000 Hz \pm 3 dB (high bias) \$800

AD-431 Cassette Deck

Dolby B and C NR and HX Pro. Features Permalloy heads; autoreverse. Digital tape counter; auto program search; MPX filter switch; headphone output. Remote compatible with AV-445 receiver. w&F 0.06%; S/N (norm bias) no NR 50 dB, Dolby B 60 dB, Dolby C 70 dB, (high bias) no NR 56 dB, Dolby B 66 dB, Dolby C 70 dB. FR 30-17,000 Hz \pm 3 dB (norm bias), 30-17,000 Hz \pm 3 dB (high bias) \$300

AD-430 Cassette Deck

Dolby B and C NR and HX Pro. Features 2-head, 2-motor IC-logic transport \$280

REVOX

B215-S 3-Head Cassette Deck

Dolby B, C NR and HX PRO. Features 3 micro-

TAPE • DECKS

processors for control of bias, level, EQ, transport, and real-time counter; 4 motors; digital storage of bias, level, EQ settings for 6 tape formulations. Manual or auto record-level setting; auto rec calibrations; azimuth-stable pivoting headblock; 2 programmable locate buttons; loop mode; auto start-of-record scan. Counter computes elapsed time on partially wound tapes. w&F 0.1% wrms; FR ferric 30-18,000 Hz \pm 3 dB, high bias and metal 30-20,000 Hz \pm 3 dB; S/N ratio (A-wtd) ferric: 55 dB no NR, 64 dB Dolby B, 70 dB Dolby C, high bias; 57 dB no noise reduction, 65 dB Dolby B, 72 dB Dolby C, metal: 58 dB no NR, 66 dB Dolby B, 72 dB Dolby C; line-input sens for 0-dB reading 50 mV; line-output level with 0-dB indication 775 mV; 17 $\frac{1}{4}$ x 6 x 13 in; 20 lb. \$2,900

H11 Cassette Deck

Dolby B and C NR and HX Pro. Features 3 microprocessors for control of bias, level, EQ, transport, and real-time counter; 3 motors; digital storage of bias, level, EQ setting for 6 tape formulations; manual or auto record level setting; azimuth-stable pivoting headblock; 2 programmable locate buttons; loop mode; auto start-of-record scan. Counter computes elapsed time on partially wound tapes. w&F <0.1% wrms; FR Type I 40-15,000 Hz \pm 3 dB; S/N A-weighted Type I 57 dB no NR, 65 dB Dolby B, 72 dB Dolby C; line input sens for 0-dB reading 50 mV; line output level with 0-dB indication 775 mV. 18 $\frac{1}{2}$ x 5 $\frac{1}{2}$ x 14 $\frac{1}{4}$ in. 20 $\frac{1}{4}$ lb. \$1,990

Open-Reel Decks

B77 MK II Open-Reel Tape Deck

Two speeds (3.75 ips and 7.5 ips); 10 $\frac{1}{2}$ -in reel capacity; front-panel variable speed control \pm 10%; integrated-drive-logic computer-type push-point function keys; built-in tape cutter; dual VU meters with peak-level indicators; separate left/right record and input controls; tape-monitor switch; provision for remote control of all functions and electric-timer operation; connectors for remote control of variable tape speed and slide projector or crossfade unit. FR 30-16,000 Hz +2, -3 dB at 3.75 ips, 30-20,000 Hz at 7.5 ips; w&F 0.1% at 3.75 ips, 0.08% at 7.5 ips; S/N >64 dB at 3.75 ips, >67 dB at 7.5 ips; mic input level/imp 0.15 mV/2,200 ohms (low position, 50-600 ohm mic), 2.8 mV/110 kilohms (high position, 20 kilohms mic). Available in high-speed, low-speed, super low-speed, two-and four-track versions. 16 $\frac{1}{4}$ x 17 $\frac{1}{4}$ x 8 $\frac{1}{2}$ in; 7.5 lb. \$2,995

ROTEL

RD865 Cassette Deck

Dolby B and C NR and HX Pro. Features record mute; MPX filter switch; fine bias adjustment; L/R record levels with separate level meters; soft-touch control full-logic operations. w&F 0.06% wrms; FR 30-18,000 Hz \pm 3 dB (metal tape); S/N Dolby B 64 dB, Dolby C 72 dB. 17 $\frac{1}{2}$ x 4 $\frac{1}{2}$ x 12 $\frac{1}{4}$ in; 12.3 lb. \$449

RD855 Cassette Deck

Dolby B and C NR. Features MPX filter switch; level meters; record balance; soft-touch control full-logic operations. w&F 0.06% wrms; FR 30-17,000 Hz \pm 3 dB (metal tape); S/N Dolby B 64 dB, Dolby C 72 dB. 17 $\frac{1}{2}$ x 4 $\frac{1}{2}$ x 12 $\frac{1}{4}$ in; 12.3 lb. \$349

SANSUI

D-X311WR Double Cassette Deck

Dolby B, C NR and HX Pro. Features dual

autoreverse; MPX filter switch; bias control; hard permalloy heads for record and playback; double-gap ferrite head for erase. High-speed dubbing; edit dubbing; 16-song program search; auto rec mute; rec cancel; tape lead-in; memory stop; 8-cycle relay play; manual-recording level control; FL peak-level indicator; 4-digit electronic counter; timer record/play; headphone output; auto tape selector. FR 20-21,000 Hz (metal); w&F 0.06% wrms; S/N (metal): NR off 58 dB, Dolby B 65 dB, Dolby C 75 dB. 16 $\frac{1}{8}$ x 4 $\frac{1}{8}$ x 10 $\frac{1}{8}$ in; 10.9 lb. \$350

D-X11WR 2-Head Cassette Deck

Dolby B and C NR and HX Pro. Autoreverse; switchable MPX filter. auto music search; auto record mute; record cancel; auto tape lead-in; peak-level indicator; high-speed dubbing; synchro dub; synchro edit. FR 20-20,000 Hz (metal); w&F <0.09% wrms; S/N (metal): NR off 58 dB, Dolby B 65 dB, Dolby C 75 dB. 17 x 5 x 10 $\frac{1}{4}$ in; 10.5 lb. \$280

D-X211HXR Cassette Deck

Dolby B and C NR. Features autoreverse; OFC coil amorphous record/playback head; double-gap ferrite erase head; MPX filter switch; bias control. Tape lead-in; auto rec mute; 1-piece program search; rec cancel; repeat; timer record/play; LED peak-level meters; headphone output; auto tape selector. w&F 0.06% wrms; FR 20-21,000 Hz; S/N (metal): Dolby NR off 58 dB, Dolby B NR 65 dB, Dolby C NR 75 dB. 16 $\frac{1}{8}$ x 4 $\frac{1}{8}$ x 10 $\frac{1}{8}$ in; 8.1 lb. \$250
D-X111HX. As above, no autoreverse . . . \$200

D-350W Double Cassette Deck

Dolby B NR. Features high-speed dubbing; relay play; recording-level control; LED peak-level meter; auto tape selector; metal tape compatibility. FR 40-16,000 Hz; S/N 60 dB (Dolby B). 17 x 5 $\frac{1}{4}$ x 9 in; 8.6 lb. \$135

SHARP

RX-P1 Portable DAT Deck

256x oversampling, dual 1-bit D/A converters; 64x oversampling, 1-bit A/D converter. Features 5 rechargeable batteries for A/D converter; sub-code recording system; 32, 44.1, and 48 kHz selectable sampling frequencies. Coaxial digital output/input; analog output/input; cue/review; repeat play; program search; timer record/playback; wired multifunction remote control. Includes carrying case; AC adaptor; accessories including stalk-mount for car use. FR 5-22,000 Hz; S/N 90 dB at 1,000 Hz, 0 dB; dynamic range 90 dB; ch sep 80 dB at 1,000 Hz, 0 dB; distortion 0.009% at 1,000 Hz, 0 dB. Main unit 3 $\frac{1}{2}$ x 4 $\frac{1}{2}$ in, 15 oz; main unit with A/D converter 3 $\frac{3}{8}$ x 1 $\frac{1}{2}$ x 6 $\frac{1}{2}$ in, 24 oz. \$1,500



Sherwood DD-4010C

SHERWOOD

DD-4010C Double Cassette Deck

Dolby B, C NR, and HX Pro. Features autoreverse record/playback deck and autoreverse playback-only deck; high-gain tape head; 2-motor design for each deck. Selectable continuous relay play; blank skip; high-speed dubbing; auto music search; synchro record and dub;

timer record/play; mic input with mixing control; auto tape select; headphone jack; Sherwood system remote-control compatibility. FR: 25-16,000 Hz \pm 3 dB normal/high-bias, 25-17,000 Hz \pm 3 dB metal; S/N: Dolby B 65 dB, Dolby C 74 dB. 17 $\frac{1}{4}$ x 5 x 9 $\frac{1}{2}$ in; 12 lb. . . . \$250

DD-2010C Double Cassette Deck

Dolby B, C. Features relay play; high-speed dubbing; synchro record and dub; auto tape select; record-level meter; headphone jack. FR: 35-15,500 Hz \pm 3 dB normal/high-bias, 35-16,000 Hz metal; S/N: Dolby B 63 dB, Dolby C 72 dB; w&F 0.08%. 17 $\frac{1}{4}$ x 5 x 9 $\frac{1}{2}$ in; 9 lb. . . \$140
DD-1010C. As above, no Dolby C \$120

DD-1030 Double Cassette Deck

Dolby B. Features soft-eject cassette doors; normal/high-speed dubbing; relay play; normal/high-bias/metal-tape compatibility; record-level meters. FR: 40-14,500 Hz \pm 3 dB normal, 40-15,500 Hz \pm 3 dB high-bias/metal; w&F 0.15 wrms. 17 $\frac{1}{4}$ x 4 $\frac{1}{4}$ x 8 $\frac{1}{2}$ in; 8 lb. \$140

SONY

TC-WR97ES Double Cassette Deck

Dolby B, C NR and HX Pro. Features SIRCS II (Sony Infrared Remote Control System) LSI chip for 2-way communication between A/V components. Dual, quick autoreverse; 3 motors each deck; laser amorphous heads; bias control. High-speed dubbing; relay play; auto focus recording; remote compatible; linear tape counter; multiplex filter switch; FL display. FR 20-20,000 Hz (metal); W&F 0.06%; S/N 59 dB (metal) no NR, 74 dB (metal) Dolby C. 18 $\frac{1}{2}$ x 5 x 14 in; 16.6 lb. \$600

TC-K870ES 3-Head Cassette Deck

Dolby B, C NR and HX Pro. 3 motors; direct-drive dual capstans; laser amorphous heads; bias control; full-logic control; multiplex filter; remote compatible; linear tape counter; FL display. FR 15-22,000 Hz \pm 3 dB (metal); w&F 0.024%; S/N 61 dB (metal) no NR, 76 dB (metal) Dolby C. 18 $\frac{1}{2}$ x 5 $\frac{1}{4}$ x 13 $\frac{1}{4}$ in; 17.4 lb. . . . \$600

TC-K850ES 3-Head Cassette Deck

Dolby B and C NR. Features HX Pro; laser amorphous heads; direct-drive dual capstans; linear tape counter; calibration bias adjustment; full-logic controls; auto music search; multiplex filter switch; remote compatible. FR 15-21,000 Hz \pm 3 dB; w&F 0.024%; S/N 59 dB. 17 x 5 $\frac{1}{4}$ x 13 $\frac{1}{4}$ in; 15.4 lb. \$600

TC-K677ES 3-Head Cassette Deck

Dolby B, NR and HX Pro. 3 motors; dual capstans; laser amorphous heads; bias control; full-logic control; multiplex filter switch; remote compatible; linear tape counter; FL display. FR 15-22,000 Hz \pm 3 dB (metal); w&F 0.05%; S/N 61 dB (metal) no NR, 76 dB (metal) Dolby C. 18 $\frac{1}{2}$ x 5 $\frac{1}{4}$ x 13 $\frac{1}{4}$ in; 17.8 lb. . . . \$400

TC-WR875 Double Cassette Deck

Dolby B, C NR and HX Pro. Quick autoreverse; high-speed dubbing; dual record; remote capability; twin linear tape counter; FL display. FR 30-18,000 Hz (metal); w&F 0.06%; S/N 58 (metal) dB no NR, 73 dB (metal) Dolby C NR on. 17 x 5 $\frac{1}{4}$ x 11 $\frac{1}{4}$ in; 11.7 lb. \$500
TC-WR775. As above, autoreverse; w&F 0.07%. 10.8 lb. \$330
TC-WR670. As above, with drum tape counter and LED display. FR 30-15,000 Hz. 10 lb. . . \$280
TC-WR570. As above one record deck; w&F 0.08%. 9.9 lb. \$225
TC-WR370. As above, no Dolby HX Pro and autoreverse \$200

TAPE • DECKS

TC-WR87ES Double Cassette Deck

Dolby B, C NR and HX Pro. Dual, autoreverse; 2 motors each deck; laser amorphous heads; bias control; single drive capstan. High-speed dubbing; relay play; multiplex filter; remote compatible; linear tape counter; FL display. FR 20-20,000 Hz (metal); w&F 0.07%; S/N 59 dB (metal) no NR, 74 dB (metal) Dolby C. 17 x 5 1/2 x 11 1/4 in.; 11.7 lb. \$430

TC-K670 Cassette Deck

Dolby B, C NR and HX Pro. Remote capability; linear tape counter; FL display. FR 30-18,000 Hz (metal); w&F 0.07%; S/N 60 (metal) dB no NR, 75 dB (metal) Dolby C. 17 x 5 1/2 x 11 1/4 in.; 7.7 lb. \$350

TC-RX70ES 3-Head Cassette Deck

Dolby B, C NR and HX Pro. Quick autoreverse; 3 motors; single capstans; laser amorphous heads; full-logic controls; multiplex filter; remote compatible; linear tape counter; FL display. FR 20-20,000 Hz ± 3 dB (metal); w&F 0.06%; S/N 59 dB (metal) no NR, 74 dB (metal) Dolby C. 17 x 4 1/4 x 11 1/4 in.; 10.4 lb. \$330

TC-RX470 Cassette Deck

Dolby B, C NR and HX Pro. Quick autoreverse; remote capability; linear tape counter; FL display. FR 30-16,000 Hz (metal); w&F 0.07%; S/N 58 (metal) dB no NR, 73 dB (metal) Dolby C. 17 x 5 1/2 x 11 1/4 in.; 7.7 lb. \$295
TC-RX370. As above, with drum tape counter and LED display. 8 lb. \$225

TC-FX170 Cassette Deck

Dolby B and C NR. Drum tape counter; LED display. FR 30-15,000 Hz (metal); w&F 0.11%; S/N 58 (metal) dB no NR, 73 dB (metal) Dolby C. 17 x 5 1/2 x 11 1/4 in.; 10 lb. \$130

DAT Decks

DTC-87ES Digital Audio Tape Deck

4-head; 4-motor transport design; multiregulated power-supply stages; dual transformer for A/D converter; vibration-resistant aluminum chassis. 60-track programming; start/skip/end/renumber; optical and coaxial digital input and output; remote control. FR 2-22,000 Hz ± 0.5 dB; S/N >94 dB; w&F $\pm 0.001\%$. 18 1/2 x 5 1/2 x 14 in.; 24.3 lb. \$1,800

DTC-75ES Digital Audio Tape Deck

2-head; 3-motor transport design; multiregulated power-supply stages; single transformer for A/D converter; vibration-resistant aluminum chassis. 60-track programming; start/skip/end/renumber; optical and coaxial digital input and output; remote control. FR 2-22,000 Hz ± 0.5 dB; S/N >93 dB; w&F $\pm 0.001\%$. 18 1/2 x 5 x 14 in.; 24.1 lb. \$820

DTC-700 Digital Audio Tape Deck

16-bit D/A converter; double Reed Solomon code error correction. 120-min, 240-min extended mode recording time; remote control. 2 audio cables. Powered by 2 AA batteries. FR 2-22,000 Hz, 2-14,500 (extended mode) Hz; S/N 92 dB, >90 dB (extended mode); THD <0.0045%, <0.08% (extended mode). 17 x 4 1/4 x 13 1/4 in.; 17 lb. \$900

TEAC

R-919X 4-Head Cassette Deck

Dolby HX Pro, dbx, and Dolby B and C NR. Features 3-motor IC-logic transport; double rotating head system; hysteresis tension servo-control system; bipolar power supply and DC configuration circuit. Autoreverse/repeat; mul-

tifunction FL display; electronic tape index counter with tape-run time mode; 2-color L/R peak program-level meter; fine-bias adjustment; program search; direct selection; intro check; blank scan; memory play/stop; block repeat; auto monitor; master rec-level control; output-level control; MPX filter switch; timer rec/playback capability. Optional wood sidepanels. Includes multifunction wireless remote control. w&F 0.029% wrms; FR 25-20,000 Hz ± 3 dB metal; S/N 80 dB at 1,000 Hz Dolby C. 17 1/4 x 4 7/8 x 10 1/4 in.; 13 1/4 lb. \$830

V-7000 3-Head Cassette Deck

Dolby HX Pro, Dolby B and C NR. Features closed loop dual capstan system; large capstan flywheel; PC-OCC head wiring; dual regulated power supplies; anti-static cassette stabilizer. Independent L/R ch bias and level adjustment; MPX filter switch; gold-plated CD direct input; gold-plated line in/out; electronic linear tape counter; digital peak display; CD synchronous recording; program search; CD recording level check; auto monitor; record mute with auto spacer. Includes wireless remote. \$800

V-5000 3-Head Cassette Deck

Dolby HX Pro, Dolby B and C NR. Features hard permalloy head; closed loop dual capstan system; large capstan flywheel; PC-OCC head wiring; anti-static cassette stabilizer; dual regulated power supplies. Independent L/R ch bias and level adjustment; MPX filter switch; gold-plated CD direct input; gold-plated line in/out; electronic linear tape counter; CD synchronous recording; program search; CD recording level check; auto monitor; rec mute with auto spacer. Includes wireless remote. \$660

V-3000 3-Head Cassette Deck

Dolby HX Pro, Dolby B and C NR. Features hard permalloy head; belt capstan drive system; PC-OCC combination head; anti-static cassette stabilizer. MPX filter; gold-plated line in/out; auto monitor; record mute with auto spacer. Includes wireless remote. \$500

W-580R 4-Head Double Cassette Deck

Dolby HX Pro, Dolby B and C NR. Double autoreverse. double hard permalloy record/playback rotating head system; 2 DC Servo and 2 DC motors; 2-motor IC logic tape transport. Bidirectional record and playback in both decks; bidirectional double-deck cont record and playback; twin parallel/series recording capable; high/normal-speed one-touch dubbing function; synchronous reverse dubbing capability; L/R mic inputs; Record mute with auto spacer in both decks; bias fine tuning; CD/deck synchronous dubbing; headphone output; Teac Unified Remote compatible. w&F 0.06% wrms; FR 30-19,000 Hz metal; S/N 69 dB Dolby B, 79 dB Dolby C. 17 1/4 x 5 x 10 1/4 in.; 10 1/2 lb. \$370

W-530R 2-Head Double Cassette Deck

Dolby HX Pro, Dolby B and C NR. Double autoreverse. hard permalloy record/playback rotating head system; 2 DC Servo motors; 2-motor IC logic tape transport. Bidirectional record/playback; bidirectional cont playback/record on both decks; high/normal-speed one-touch dubbing; synchronous reverse dubbing; L/R mic inputs; record mute with auto spacer; bias fine tuning; CD/deck synchronous dubbing; Headphone output; Teac Unified Remote compatible. w&F 0.06% wrms; FR 30-19,000 Hz metal; S/N 69 dB Dolby B, 79 dB Dolby C. 17 1/4 x 5 x 10 1/4 in.; 10 1/2 lb. \$290

W-520R 3-Head Double Cassette Deck

Dolby HX Pro, Dolby B and C NR. Double

autoreverse, hard permalloy record/playback rotating head system; 2 DC Servo motors; 2 DC motors; 2-motor IC logic tape transport. Bidirectional record and playback; bidirectional double-deck cont playback; high/normal speed one-touch dubbing; synchronous reverse dubbing; record mute with auto spacer; bias fine tuning; CD/deck synchronous dubbing; headphone output; Teac Unified Remote compatible. w&F 0.06% wrms; FR 30-19,000 Hz metal; S/N 69 dB Dolby B, 79 dB Dolby C. 17 1/4 x 5 x 10 1/4 in.; 10 1/2 lb. \$270

R-445 Cassette Deck

Dolby B and C NR. Features autoreverse; bidirectional rec/play; 1-program skip function; repeat; 2-color LED meter; rec mute; headphone jack. w&F 0.06% wrms; FR 30-17,000 Hz chrome; S/N 65 dB at 5,000 Hz Dolby B. \$220

W-420C 3-Head Double Cassette Deck

Dolby B and C NR. 2 DC Servo motors. Double deck cont playback; high/normal-speed dubbing; bias fine tuning; Teac Unified Remote compatible. w&F 0.09% W rms; FR 30-16,000 Hz metal; S/N 65 dB Dolby B, 70 dB Dolby C. \$180

W-410 3-Head Double Cassette Deck

Dolby B NR. 2 DC Servo Motors. Double deck cont playback; high/normal-speed dubbing; bias fine tuning; Teac Unified Remote compatible. w&F 0.09% W rms; FR 30-16,000 Hz metal. \$150

V-390CHX 2-Head Cassette Deck

Dolby HX Pro, Dolby B and C NR. Hard permalloy record/playback head; DC Servo motor; centered mounted transport. Bias fine adjustment; Teac Unified Remote compatible. w&F 0.09% W rms; FR 30-16,000 Hz metal. \$140

V-370 2-Head Cassette Deck

Dolby NR. Hard permalloy record/playback head; DC Servo motor; center mounted transport. Teac Unified Remote compatible. w&F 0.09% W rms; FR 30-16,000 Hz metal; S/N 65 dB Dolby B, 79 dB Dolby C. \$110

Open-Reel Decks

X-2000RBL Open-Reel Tape Deck

Two-speed (7.5 and 3.75 ips) 4-track, 2-channel tape deck with dbx 1 NR and 10 1/2-in reel capacity. Features 6 cobalt-amorphous heads for bidirectional 3-head operation; 3-motor transport; LSI full-logic control; tension servo control; motion sensing; dual-capstan closed-loop transport; pitch control; auto search; EE tape switch; fine bias adjustment; mic/line mixing; real-time counter. FR 40-33,000 Hz ± 3 dB (7.5 ips); w&F 0.03% wrms (7.5 ips); S/N 100 dB (dbx). 17 x 18 x 10 1/2 in.; weight 46.3 lb. \$2,350

X300R Open-Reel Tape Deck

3-head, 3-motor system with 7.5-ips speed. Features bidirectional playback; autoreverse; auto repeat; light-touch transport controls; mic/line mixing; rec mute; independent left and right output controls; tape/source monitor selector; 3-mode tape selector; timer start; front-panel mic and headphone jacks. Frequency response 40-30,000 Hz ± 3 dB (7.5 ips); wow-and-flutter 0.04% wrms (7.5 ips); S/N 65 dB with total harmonic distortion 3%. \$1,450
X300. As above, no bidirectional playback, autoreverse, or auto repeat. \$1,300

TECHNICS

RS-B965 3-Head Cassette Deck

Dolby B, C, HX Pro, dbx. Features digital-

TAPE • DECKS

servo quartz direct-drive motor; dual-capstan closed-loop transport; full-logic control; aluminum die-cast transport chassis; amorphous pc-occ-coil record/playback heads; isolated circuit blocks; Linear Magne-Field Class AA record amp designed to reduce phase shift and treble loss; phase-compensation circuitry in playback amp; independent power supplies; cassette stabilizer; power cassette loading. Real-time electronic counter with memory stop/repeat; record-level adjustment; CD-direct input; semiautomatic bias/rec-level calibration with 400/10,000-Hz test-tone oscillators; switchable MPX filter; auto tape/source monitor select; program search; auto tape select and rec mute; master rec level and balance controls; timer record/playback; headphone jack with level control. FR 20-20,000 Hz normal, 20-22,000 Hz high-bias, 20-23,000 Hz metal; S/N: no NR 57 dBA, Dolby B 66 dB, Dolby C 74 dB, dbx 92 dBA; w&F 0.03%. 17 x 5 1/2 x 11 1/2 in; 14 lb \$700

RS-TR555 Double Cassette Deck

Dolby B, C, HX Pro, dbx. Features dual autoreverse record/playback; 2-motor transports; full-logic control; dual-range FL peak-level meters with precision switchable to 1-dB steps. Simultaneous parallel recording; series recording; high-speed editing; program search; synchro start/stop; auto rec mute; dual electronic tape counters; CD synchro editing with selected Technics CD players; auto tape select; L/R independent rec-level controls; timer rec/playback capability; headphone jack; remote-controllable by selected Technics receivers. Brushed-aluminum front panel. FR 20-18,000 Hz high-bias and normal, 20-19,000 Hz metal; S/N: no NR 56 dBA, Dolby B 66 dB, Dolby C 74 dB, dbx 92 dBA; w&F 0.07%. 17 x 5 1/2 x 11 1/2 in; 12 lb \$400

RS-TR515 Double Cassette Deck

Dolby B, C, HX Pro. Features dual autoreverse record/playback; full-logic control; independent 2-speed DC servo motors. Simultaneous parallel recording; series recording; synchro start/stop; auto rec mute; CD synchro editing with selected Technics CD players; one-deck fine bias adjustment; dual electronic tape counters; high-speed editing; FL peak-level meters; program search; timer record/playback; auto tape select; master rec level and balance controls; headphone jack. Remote-control ability with selected Technics receivers. FR 20-17,000 Hz high-bias and normal, 20-18,000 Hz metal; S/N: no NR 56 dBA, Dolby B 66 dB, Dolby C 74 dB; w&F 0.1%. 17 x 5 1/2 x 11 1/2 in; 11 lb \$300

RS-BX606 3-Head Cassette Deck

Dolby B, C, HX Pro. Features digital-servo quartz direct-drive 2-motor transport; full-logic counter; real-time electronic counter with memory stop/repeat; repeat play; fine bias adjustment; dual-range FL peak-hold meters; switchable MPX filter; auto tape/source monitor select; program search; auto tape select and rec mute; master rec level and balance controls; timer record/playback; headphone jack with level control. FR 20-19,000 Hz normal, 20-20,000 Hz high-bias, 20-21,000 Hz metal; S/N: no NR 57 dBA, Dolby B 66 dB, Dolby C 74 dB; w&F 0.05%. 15 x 5 x 11 1/2 in. \$300

RS-TR313 Double Cassette Deck

Dolby B, C, HX Pro. Features dual autoreverse; one deck record/playback, one playback only; full-logic control; independent 2-speed DC servo motors. 24-hr series playback; synchro start/stop; auto rec mute; CD synchro edit with selected Technics CD players; recording-deck FL tape counter; high-speed editing; FL peak-

level meters; cue/review; master rec level and balance controls; timer record/playback; headphone jack; remote-control ability with selected Technics receivers. FR 20-17,000 Hz high-bias and normal, 20-18,000 Hz metal; S/N: no NR 56 dBA, Dolby B 66 dB, Dolby C 74 dB; w&F 0.1%. 17 x 5 1/2 x 11 1/2 in; 10 lb \$230

RS-BR465 Cassette Deck

Dolby B, C, HX Pro. Features autoreverse record/playback; 2 DC-motor drive. CD synchro edit with selected Technics CD players; fine bias adjustment; electronic counter; memory stop; cue/review; FL peak-hold meters; switchable MPX filter; auto tape select and rec mute; master rec level and balance controls; timer record/playback; headphone and mic jacks; remote-control capability with selected Technics receivers. FR 20-16,000 Hz normal, 20-17,000 Hz high-bias, 20-18,000 Hz metal; S/N: no NR 56 dBA, Dolby B 66 dB, Dolby C 74 dB; w&F 0.07%. 17 x 5 1/2 x 11 1/2 in; 10 lb \$230

RS-TR212 Double Cassette Deck

Dolby B, C. Features one deck with autoreverse record/playback, other deck playback only; full-logic control; independent 2-speed DC servo motors. Record-deck FL electronic tape counter; synchro start/stop editing; auto rec mute; CD synchro edit with selected Technics CD players; remote-control ability with selected Technics receivers; high-speed edit; FL peak-level meters; cue/review; auto tape select; master rec level and balance controls; timer record/playback; headphone jack. FR 20-17,000 Hz high-bias and normal, 20-18,000 Hz metal; S/N: no NR 56 dBA, Dolby B 66 dB, Dolby C 74 dB; w&F 0.1%. 17 x 5 1/2 x 11 1/2 in; 10 lb \$200

UHER OF AMERICA

CR 1601 3-Head Portable Cassette Deck

Compact front-loading portable cassette recorder with monitor facility featuring 8 hours record time and built-in voice-actuating system. Features 2 motors; direct drive; dual capstans; manual azimuth adjust; elapsed-time counter; output-level control; bias fine tuning; memory stop/play; LED meters; soft-touch controls; mike inputs; headphone jack; rec mute; 3 tape speeds: 1.88 ips, 0.94 ips and 0.16 ips with ALC. FR 20-19,000 Hz (ferric) \pm 3 dB; w&F <2% wrms. 9 1/4 x 2 1/4 x 7 1/4 in; 5 lb \$2,080

CR 1600 3-Head Portable Cassette Deck

Compact front-loading, fully electronic, autoreverse, record/playback stereo cassette recorder with Dolby B NR. Features 8 hours record time with built-in voice-activation system; 2-motors; 4-tracks; A/V input capability; switchable ALC with 2-time constants; separate channel record-level meters; 1 1/2 and 1/2 ips; remote; soft-touch solenoid controls with built-in speaker; operates on dry cell, 12-V car battery, or 110/220 V AC. FR 30-16,000 Hz; w&F \pm 1%. 9 x 2 1/4 x 7 1/4 in; 5.75 lb \$2,080

Accessories

F-423 Diapilot. Self-contained unit for synchronized tape control operation of automatic slide projector. DIN-plug connector \$278
Z-135. Power supply/charger unit for Uher cassette recorders \$115

Open-Reel Decks

Model 6000 Open-Reel Tape Deck

Four-speed (3.75, 1.88, 0.94, 0.47 ips) tape recorder. Records up to 24 hours on 1 tape. Designed for monitoring, court reporting, surveillance. Features four motors; 5-in reel ca-

capacity; dynamic NR switchable auto level control; electronic tape-deck tension control; switchable speaker; tape counter; A/V input jack. 11 x 3 1/2 x 9 in; 8 lb \$2,513

Report-Monitor Series Tape Recorders

Report-Monitor decks feature 3 heads, LED function indicators, integrated power supply, electronic amplifier switching, battery or AC operation, tape-tension regulators, die-cast aluminum casings. All models can be used in portable or stationary applications. Speeds 7.5, 3.75, 1.88, 0.94 ips.

Model 4400 Report Monitor. 4-track stereo \$2,066

Model 4200 Report Monitor. 2-track stereo \$2,066

Model 4000 Report Monitor AV. Half-track mono \$1,927

Accessories

F-423 Diapilot. Self-contained unit for synchronizing automatic slide projector with Uher open-reel and cassette decks \$278

F413 Acoustic Stop/Start Switch. Acoustic activated. For use with Uher decks \$149

Z-125A Power Supply. Power supply and charger for Uher Monitor Series decks \$146

VECTOR RESEARCH

VCX-270 Cassette Deck

Features Dolby B, C NR and HX Pro; high-frequency trim and fine bias controls; 2 motor-logic tape transport; switchable MPX filter; headphone jack with volume. FR 30-17,000 Hz; S/N Dolby C 75 dB, Dolby B 67 dB; w&F 0.05% wrms. 16 1/2 x 4 1/2 x 11 1/4 in, 12.5 lb \$280

VCX-255 Cassette Deck

Dolby B and C NR. Soft-touch controls; fine-bias control, L/R channel mic input; record-balance control; metal-tape compatibility. FR 30-17,000 Hz \pm 3 dB normal, 30-17,000 Hz \pm 3 dB high bias, 30-18,000 Hz \pm 3 dB metal; S/N Dolby B 67 dB, Dolby C 75 dB; w&F 0.05% wrms. 17 x 4 1/2 x 11 1/4 in; 11.5 lb \$180

YAMAHA

All decks compatible with Yamaha's RS system remote control except KX-150.

KX-W952 Double Cassette Deck

Dolby B, C, NR and HX Pro on both decks. Features dual autoreverse record and playback; 12-layer amorphous record-play heads; sorbothane-stabilized aluminum cassette doors; independent decks allowing simultaneous recording of 2 different sources and one-deck record, one-deck playback. One-touch twin, simultaneous, or relay recording; play trim; separate controls, meters, and displays for each decks; high-speed dubbing with 210 kHz bias frequency; normal-speed cross-Dolby dubbing; auto dubbing; random-program, manual, and skip dubbing; 15-selection both-deck random program play; headphone jack with deck selector, level control, and dedicated amplifier; auto tape selection; intro scan; auto rec mute; rec return; blank skip; selectable reverse-mode; 4-digit linear time counter; remaining-time indication; peak-level meters with peak-hold. 17 1/2 x 5 1/2 x 14 1/4 in. \$699

KX-930 3-Head Cassette Deck

Dolby B, C, HX Pro. Features double-db dynamic-bias servo; closed-loop dual-capstan tape transport; 12-layer amorphous heads with pc-occ coil winding; full-logic control; optical-

TAPE • DECKS

balance tuning for bias and tape sens. Auto tape selector and monitor; direct music search; 9-selection program playback; timer rec and play; repeat; memory stop; intro scan; play trim; bias adjust; 19 segment LCD meter with peak hold; master fader; 2-speed ff/rew; optimum rec-level indicator; headphone jack with level control; wireless remote control. Black finish . . . \$599

KX-W602 Double Cassette Deck

Dolby B, C NR, and one-deck HX Pro. Features dual autoreverse record and playback; full-logic 2-motor transports in each deck; amorphous rec/play heads. Peak-level meter; 4-digit linear counter; manual, normal, high-speed, auto, skip, and random-program dubbing modes; remaining-time display; relay play for 24-hr cont play; relay rec; 9-selection random-program play; wireless remote control. Black finish; 13 lb \$519

KX-R730 Cassette Deck

Dolby B, C NR, and HX Pro. Features autoreverse and playback with optical sensor; 4-motor transport; microcomputer-controlled auto rec level with digital level indicator; amorphous play/record head. 13-segment LCD peak-level meter; LCD linear time counter; auto fader; MPX filter; two-speed fast forward/rewind; bidirectional intro scan; auto tape selector and rec mute; rec return; memory stop; remote-control eject-close; headphone output with level control; music search; repeat; wireless remote control. Black finish \$499

KX-530 Cassette Deck

Dolby B, C NR, and HX Pro. Features amor-

phous record/playback head; double-gap ferrite-erase head. 16-segment LCD peak-level meter; LCD linear time counter; master fader; MPX filter; high-speed ff/rew; play trim; remaining-time indicator; random program; optimum rec-level indicator; bidirectional intro scan; auto tape selector; rec mute; rec return; memory stop; headphone output with level control; music search; repeat; wireless remote control. Black finish \$399

KX-W332 Double Cassette Deck

Dolby B, C NR, and HX Pro. Features autoreverse record and playback in one deck, playback-only in other; full-logic 2-motor transport in each deck; 12-layer amorphous rec/play heads in one deck, hard permalloy playback head in other. Peak-level meter; one-touch dubbing; auto rec mute; music search; full repeat; record return; relay play; auto tape selector; headphone jack. Optional wireless remote control available. Black finish \$399

KX-R430 Cassette Deck

Dolby B, C NR, and HX Pro. Features autoreverse; amorphous head; 2 motors. Bidirectional intro scan; music search; full, single, and phrase repeat; rec return; auto rec mute; auto tape selector; timer rec and play; headphone jack; LED peak-level meter; MPX filter; blank skip; $\pm 20\%$ manual bias adjustment; wireless remote control. 11 lb. Black finish \$349

KX-330 Cassette Deck

Dolby B, C NR, and HX Pro. Features 2-motor transport; amorphous play head/rec head. 13-segment LCD peak-level meter; 3 digital LCD

linear-time counters; MPX filter; play trim; bias adjust; record-level balance control; optimum-rec-level indicator; bidirectional intro scan; auto tape selector; memory stop; headphone output; music search; repeat; wireless remote control. Black finish \$299

KX-W232 Double Cassette Deck

Dolby B, C. Features record and playback on one deck, playback-only on other; full-logic 2-motor transport in each deck; hard permalloy record/playback heads. Peak-level meter; one-touch dubbing; high-speed and normal dubbing; auto rec mute; music search; record return; relay play; auto tape selector; record-balance control; headphone jack. Optional wireless remote control available. Black finish \$299

KX-250 Cassette Deck

Dolby B, C NR, and HX Pro. Features hard permalloy head; 2-motor transport; full-logic control; aluminum cassette door. Play trim; bidirectional intro scan; full and phrase repeat; auto tape selector; record return; auto record mute; peak-level meters; switchable multiplex filter; $\pm 20\%$ manual bias adjustment; headphone jack with dedicated amplifier; timer record play. Black finish \$269

KX-150 Cassette Deck

Dolby B, C. Features hard permalloy head; 2-motor transport; full-logic control; aluminum cassette door. Peak-level meters; 3-digit tape counter; auto tape selection; record mute; rec return; independent left- and right-channel recording-level controls; headphone jack with dedicated amplifier. Black finish \$219

SSi POWERFLEX V

Modular Multi-Channel Amplifier



1,2,3,4 or 5 Channels

The POWERFLEX V is an idea whose time has come. With the proliferation of multiple speaker listening environments came a requirement for a special amplifier technology to service the special speaker configurations.

And now SSI, the same company that coined the term Surround Sound, is bringing their formidable amplifier building experience to the POWERFLEX V.

Using technology gleaned from the computer revolution SSI has made the POWERFLEX V expandable much the way that personal computers are. Each expansion module can be either 40 watts or 80 watts and since there are a total of five possible channels the combinations are numerous and unavailable with any other single

amplifier in the market.

The technology used is also very impressive. With components such as true high fidelity toroidal power transformer, bipolar integrated line outputs, line input balance "trim" controls, instant muting circuitry, "straight line" board level signal paths, low light signal level indicators and, most importantly, expandable chassis; this amplifier is not only innovative, but reliable and great sounding.

And being completely designed and manufactured in the United States with a full 2 year warranty, the POWERFLEX V may be the only amplifier you'll ever need.

SSI Products, Inc.
11836 Clark Street
Arcadia, CA 91006

For more information or your local dealer, Please call

800-845-4 SSI

Command Performance.



Introducing the new Adcom GTP-500 II Tuner/Preamplifier.

Only a few years ago, Adcom announced the dawn of a new era by introducing its GTP-500 tuner/preamplifier. Together with any of Adcom's critically acclaimed power amplifiers, this unique audio product has given thousands of cost-minded, serious music lovers a quality alternative far superior to the common receiver. The new, evolutionary GTP-500 II offers a meaningful expansion of convenient features and sonic performance.

Full Command Of Your Music System

Control your system's power on/off, select pre-programmed FM and AM stations, scan the FM dial, adjust volume level and select different sources... all with Adcom's wireless remote controller. With optional Adcom remote sensors and additional loudspeakers, you can also enjoy your Adcom music system in other rooms throughout your home.

For total music system integration, the GTP-500 II remote sensors will also receive and retransmit commands to a majority of remotely controlled components, regardless of brand. This remarkable design gives you full command of your entire music system throughout your home and offers the ultimate flexibility of integrating the remote features of components manufactured by others.

Value Measured By Performance

The overall performance of the new GTP-500 II is demonstrably superior through its evolutionary design

and the use of state-of-the-art component parts.

Adcom's unique, low-impedance RIAA compensation provides lower noise and distortion in the phono input stage. To further reduce noise and distortion in all stages, all switching devices are buffered.

Long term adherence to circuit design objectives is accomplished by utilizing 1% Roederstein resistors in all critical applications as well as a new low-loss, printed circuit board.

Through a careful balance of sensitivity and selectivity, the GTP-500 II optimizes FM performance whether you're in an urban or rural area. Design parameters, including an improved IF stage, have been optimized to translate into lower distortion. In fact, the quality of FM stereo reproduction through the GTP-500 II is as good as the broadcast itself.

More Sound, Less Money

Adcom stereo components have established a reputation for sounding superior to components costing two and three times as much. The new GTP-500 II promises to keep faith with this tradition of more sound for less money.

Its ability to command your entire music system by remote control, and its exceptional sonic performance are why so many experts consider the GTP-500 II to be Adcom's command performance.

ADCOM[®]
details you can hear

©1990 ADCOM

TUNERS

ACOUSTIC RESEARCH

T-06/R AM/FM Tuner

Built-in infrared receiver can be linked to A-07 amplifier and/or RD-06 cassette deck. FM section: 50-dB quieting sens, mono 14.6 dBf, stereo 37.2 dBf; AM rej 60 dB; cap ratio 1.5 dB; S/N 78 dB mono, 73 dB stereo (at 65 dBf A-wtd); FR 30-15,000 Hz, ± 1.0 dB; sep 45 dB. AM section: S/N 50 dB, 17 1/4 x 3 1/2 x 10 3/4 in; 13.38 lb... \$400
T-06. Same as above, without remote-control facility \$330
RC-03. Remote control for T-06/R \$25

ADCOM

GFT-555II AM/FM Tuner

Quartz-referenced digital-synthesis tuning with 8 AM, 8 FM presets. Buffered output stages using Class A amplifier; 1% Roederstein metal-film resistors and metal-film capacitors. Auto up/down scan; instant-recall preset tuning; FL digital display; 5-LED signal-strength display; switchable high-blend circuit; mono/mute switch; tuning accuracy of 0.00025%. THD 0.1% at 1,000 Hz; 50-dB quieting sens 36 dBf; S/N 78 dB stereo; FR 30-15,000 Hz ± 3 dB; cap ratio 1.7 dB; AM suppression 70 dB \$300
GFP-555IIV. As above, white \$350

ARAGON BY MONDIAL DESIGNS

4T2 AM/FM Tuner

Features 16 station presets; seek mode; gold-plated connectors; copper-shield-encased circuit board; steel-enclosed transformer. Cap ratio 1; alt-ch sel 66 dB; ch sep 50 dB (stereo). 19 x 3 x 14 in; 15 lb \$695

ARCAM

Delta 80 AM/FM Tuner

Analog tuner with digital frequency display and 6 AM/FM presets. Features flywheel-assisted rotary knob; 3-color FM tuning indicator and logarithmically scaled signal-strength meter; AFC and mono switches. FM: sens 1.4 μ V; stereo S/N 70 dB; cap ratio 1.5; AM: S/N 50 dB reference 30% modulation. Black finish. 17 x 2 1/4 x 10 3/4 in; 10 lb \$699

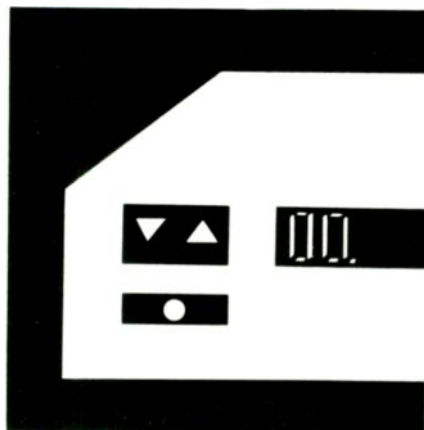
Alpha 2 AM/FM Tuner

Features birdie filter; single glass-fiber PC board. MW/LW reception; AFC and mono switches; red LED beacon; rotary flywheel tuning control with analog tuning scale. FM: sens 1.4 μ V; stereo S/N 68 dB; FR 20-12,000 Hz ± 0.5 dB, -2 dB at 15,000 Hz; ch sep at 1,000 Hz >40 dB; cap ratio 1.5 dB; alt-ch sel >60 dB; AM >50 dB. AM: S/N 50 dB reference 30% modulation. Charcoal finish. 17 x 3 3/4 x 9 in; 5 lb \$349

AUDIO BY VAN ALSTINE

Transcendence Series Two AM/FM Tuner

Features discrete semiconductor audio cir-



cuits; isolated active output circuits with Class A current-sourced predrivers and LH0002CN hybrid current-output amplifiers. Electronic signal seeking; digital readout; 18 nonvolatile station presets; mono/stereo switching; variable mute sensitivity. 17 x 3 1/4 x 9 1/2 in; 10 lb \$695

Omega AM/FM Tuner

Features integrated hybrid FET circuitry in audio stages to prevent overload. Electronic signal-seeking; digital readout; 18 nonvolatile station presets; mono/stereo switching; variable mute sensitivity. 17 x 3 1/4 x 9 1/2 in; 10 lb .. \$495

AUDIOSOURCE

TNR-ONE AM/FM Tuner

Quartz-PLL tuner with 20-station memory presets. Auto scanning and auto muting; digital display. Cap ratio 1.0 dB; alt-ch sel 65 dB; S/N 76 dB stereo, 70 dB mono. 16 1/2 x 2 3/4 x 11 1/4 in; 8.38 lb \$230

B&K COMPONENTS

TS-108 FM Tuner

Digital-synthesis tuner with 8 presets; mono/stereo and local/DX switches. Cap ratio 1.5 dB; signal-strength 15 dBf (mono), 36 dBf (stereo); Sens 10.8 dBf (M), 12.8 dBf (S); stereo sep 55 dB; 17 x 2 1/2 x 9 in; 10 lb \$398

CAMBRIDGE AUDIO

Distributed by Weltronics.

T50 AM/FM Tuner

Features 16 FM and 8 AM presets; option to scan manually or to sweep search automatically. FM sens 1.8 μ V; S/N 75 dB mono, 70 dB stereo; 16 1/4 x 11 1/4 x 12 1/2 in; 9.5 lb \$350

CARVER

TX-11b AM/FM Tuner

Digital quartz-synthesis tuner with asymmetri-

cal charge-coupled FM circuit to reduce multipath. Features AM stereo section with 35 dB channel separation and 77 dB S/N. LED signal-strength meter; 13 random AM/FM presets; wide/narrow bandwidth selector; indoor AM/FM antenna. Stereo sensitivity 16.3 dB IHF; capture ratio 1.0 dB; AM rejection 75 dB; stereo alternate-channel selection 110 dB; stereo THD 0.02% at 1,000 Hz; stereo S/N 82 dB. 11 lb \$750

TX-12 AM/FM Tuner

Quartz-synthesis tuner with asymmetrical charge-coupled FM circuit to reduce multipath. Features 20 random AM/FM presets with preset scan; analog signal-strength meter; wireless remote; indoor AM/FM antenna. Stereo sens 18.6 dBf IHF; cap ratio 1.45 dB; AM rej 72 dB; alt-ch sel 60 dB; THD 0.02% in stereo at 1,000 Hz; stereo S/N 76 dB. 10 lb \$400

TX-10 AM/FM Tuner

Digital quartz-synthesis tuner with asymmetrical charge-coupled FM circuit. 20 random AM/FM presets with preset scan; digital signal-strength meter; wide/narrow bandwidth selector; indoor AM/FM antenna. Stereo sens 23.5 dBf IHF; cap ratio 1.6 dB; AM rej 72 dB; alt-ch sel 58 dB; stereo THD 0.2% at 1,000 Hz; stereo S/N 74 dB. 9 lb \$300

CREEK AUDIO BY MUSIC HALL

T40 FM Tuner

Auto mute, AFC, local/DX; narrow/wide switching \$525

DAY SEQUERRA

Day Sequerra FM Reference

Analog FM tuner with 100-Hz tuning accuracy to preserve stereo sep. Features multiple IF processors with variable Q circuits; selectable IF bandwidths; dual-mono servos with balanced outputs; absolute phase and phase-compensation circuitry. 35 lb \$4,800

DENON

TU-660 AM/FM Tuner

Quartz-lock digital tuner with 30 station presets. Features switchable wide/narrow IF bandwidth; switchable AM-tuner audio filter bandwidth; S/N and manual-step tuning; last-station memory. FM: 50 dB sens 37.2 dBf stereo; cap ratio 1.3 dB; FR 20-15,000 Hz +0.5, -1 dB; S/N >80 dBA stereo; THD <0.1% stereo; sep 50 dB at 1,000 Hz; sel, wide IF 50 dB, narrow IF 75 dB. AM: FR 85-7,500 Hz +1.5, -3 dB (wide); S/N 53 dB \$330

TU-460 AM/FM Tuner

Quartz-lock digital tuner with 30 station presets. Features last-station memory; autoscanning; manual step tuning; RF attenuator switching. FM: 50-dB quieting sens 38.5 dBf stereo, 15.3 dBf mono; S/N 82 dB mono, 78 dB stereo; cap ratio 1.5 dB; sep 45 dB at 1,000 Hz \$240

GOLDMUND

Mimesis 4 FM Tuner

Features analog construction; manual flywheel tuning; 6 station presets; adjustable bandwidth for sonic optimization; auto frequency-control circuit; switchable mute circuit; LED tuning display; 3 separate power supplies using 2 transformers; independent grounds for chassis and signal; AC line polarity switch; dual antenna connections; 600 ohms, DC coupled output. 50-



AudioSource TNR-ONE

TUNERS

dB quieting sens 2.5 μ V, stereo 27.5 μ V; cap ratio 1.5; image rejection 75 dB. 19 x 1 $\frac{1}{4}$ x 1 $\frac{1}{2}$ in; 22.1 lb \$6,200

HAFLER

Iris FM Tuner

Digital-synthesis PLL tuning system with 5 presets. Features 3 dual-gate-MOSFET isolation; 5 tuned front-end circuits; triple-tuned RF stage; IF stage with 4 ceramic filters. Selectable muting; auto search; digital display; remote operation with Iris preamp. 50-dB quieting sens 17.2 dBf mono, 37.2 dBf stereo; THD at 1,000 Hz: 0.1% mono, 0.18% stereo; cap ratio 1.5 dB; alt-ch sep 60 dB; S/N 72 dB mono, 68 dB stereo. 17 x 3 x 8 $\frac{1}{2}$ in; 9 lb \$450

SE130 AM/FM Tuner

Digital-synthesis PLL tuner with 12 FM/6 AM presets. Features Delco Electronics signal-detection circuitry; AM section with 4-varactor diode tuner; FM tuner with dual-gate MOSFET RF amplifier, 2 ceramic IF filters, and MPX filtering; noise-blanking circuit. Bidirectional seek/scan; signal-strength meter; defeatable muting; stereo/mono switch; gold-plated output jacks; 10-yr lithium-battery memory backup \$349

HARMAN KARDON

All tuners feature seek and manual tuning.

Citation Twenty-Three AM/FM Tuner

Digital-synthesis, quartz-locking design with 16 AM/FM station presets. High-selectivity (Hi Q) circuit; mono and mute buttons; LCD readout; analog fine-tuning; remote control. FM section (with Hi Q): 50-dB quieting sens 40.4 dBf (stereo); AM rej 70 dB; cap ratio 1.75 dB; adj-/alt-ch sel 30/75 dB; S/N 75 dB (stereo); stereo sep 35 dB at 1,000 Hz \$699

TU9600 AM/FM Tuner

24 AM/FM presets; digital fine tuning; 2 antenna inputs; FM stereo pilot and subcarrier noise reduction; 2-volt output; high-blend circuit; remote control. Black or champagne finish. \$429

TU9400 AM/FM Tuner

Features 24 AM/FM presets; FM stereo pilot and subcarrier noise reduction; 2-volt output; high-blend circuit \$319

TU9200 AM/FM Tuner

Digital-synthesis, quartz-locking design with 16 AM/FM station presets. Hi-blend circuitry; seek and manual up/down tuning; rear-panel remote jack \$229

JVC

FX-1100BK AM/FM Tuner

Microprocessor-controlled PLL tuner with 40 AM/FM presets. Features computer control LED front-end, IF, and multiplex decoder stages; optical separation of analog and digital sections; dual-gate MOSFET front end. 2 antenna inputs; switchable wide and narrow IF bandwidths; preset scan; preset cancel to bypass undesired presets; program memory for 8 unattended timed broadcasts; dB-referenced signal-strength indicator; recording-level-calibration signal generator; Compu Link system compatibility. FM tuner: 50-dB quieting sens 38.1 dBf stereo; AM rej 65 dB; cap ratio 1.2 dB; sel 25 dB wide, 75 dB narrow; stereo sep 60 dB wide at 1,000 Hz; FR 20-15,000 Hz +0.3, -0.5 dB; S/N 88 dBA stereo at 85 dBf; THD 0.009% mono, 0.02% stereo wide at 1,000 Hz. 17 $\frac{1}{4}$ x 4 x 11 $\frac{1}{4}$ in; 8 lb \$470

Super Digifine Series

FX-1010TN AM/FM Tuner

Microprocessor-controlled tuner with 40 AM/FM presets. Features computer controlled RF gain, IF bandwidth, quieting-slope, and mono/stereo separate analog and digital sections; MOSFET front end; ceramic-filter IF section; PLL detector; PLL multiplex circuit to eliminate beat noise. 2 antenna inputs with switching; preset scan; preset cancel to bypass undesired presets; program memory for 8 unattended timed broadcasts; dB-referenced signal-strength indicator; adjustable muting threshold; recording-level-calibration signal generator; Compu Link system compatibility. FM tuner: 50-dB quieting sens 38.1 dBf stereo; AM rej 65 dB; cap ratio 1.2 dB; sel 25 dB wide, 75 dB narrow; stereo sep 60 dB wide at 1,000 Hz; FR 20-15,000 Hz +0.3, -0.5 dB; S/N 88 dBA stereo at 85 dBf; THD 0.009% mono, 0.02% stereo wide at 1,000 Hz. 17 $\frac{1}{4}$ x 4 x 11 $\frac{1}{4}$ in; 8 lb \$480

channel AM station tuning. 50-dB quieting sens, mono 15 dBf, stereo 37 dBf; usable sens 11.25 dBf; AM rej >78 dB; cap ratio 1.5 dB; alt-ch sel 70 dB; FR 20-15,000 Hz +0, -1 dB; sep 50 dB. 16 $\frac{1}{2}$ x 5 $\frac{1}{2}$ x 13 in; 15.5 lb \$1,699

MTX SOUND CRAFTSMEN

Pro-Tuner Four AM/FM Tuner

Digital quartz-PLL tuner with 16 station presets; 5-digit station readout; autoscanning tuning; and active high-blend filter. 19-in rack-mount front panel. IHF sensitivity 1.6 μ V; S/N 75 dB; distortion 0.08%. 19 x 2 $\frac{3}{8}$ x 12 in \$379

MUSEATEX

Melior FM Tuner

Digital-synthesis tuner with manual fine tuning. Features 2 antenna/cable inputs; PLL loop detectors; IF de-modulation; LCD interface. Remote; 99 station presets with auto learn mode;



Kenwood KT-5020

KENWOOD

KT-5020 AM/FM Tuner

Quartz-synthesis design. Features 20-station random AM/FM preset memory; Direct Linear Loop Detector circuit; pentacle power supply; controlled tuning system; Flex-on printed circuit board; wide/narrow FM IF bandwidth selector; FL display; system remote controllable. 10 lb \$269

LUXMAN

T-117 AM/FM Tuner

Digital-synthesis tuner with twin FM detectors; Features computer-analyzed tuning system; dual-gate MOSFET front-end circuitry. 24 AM/FM presets; selectable FM/IF bandwidth; record-calibration button; FM fine tuning (25 kHz increments); timer-program button; auto-seek/manual-tuning button with indicator; IF wide/narrow indicators. FM section: 50-dB quieting sens 36 dBf; AM rej 70 dB; cap ratio 1.5 dB; alt-ch sel 80 dB (narrow); S/N 78 dB (stereo). AM section: S/N 48 dB \$600

T-111 AM/FM Tuner

Digital-synthesis tuner with computer-analyzed tuning system. Features 20 AM/FM presets; fine tuning (25-kHz increments); unattended program recording; auto-seek/stereo-mute button with indicator. FM section: 50-dB quieting sens 38 dBf; AM rejection 68 dB; capture ratio 1.3 dB; alt-ch selectivity 60 dB; S/N 70 dB (stereo). AM section: S/N 52 dB. 17 $\frac{1}{4}$ x 2 $\frac{3}{8}$ x 8 $\frac{1}{2}$ in; 5.1 lb \$300

McINTOSH

MR-7083 AM/FM Tuner

Features 8 AM/FM presets; PLL multiplex decoder; spatial audio processor; signal-strength-activated noise suppression; low-imp loopstick antenna; scan or manual tuning; auto center

stereo/mono and IF bandwidth selection. 5 year warranty. 14 lb \$995

NAD

The following tuner is distributed by Lenbrook.

Model 4225 AM/FM Tuner

14 random AM/FM presets. Features IF filters; switchable blend circuit. S/N >75 dB \$249

NAIM AUDIO

NAT 01 FM Tuner

Features automatic bandwidth selection; switches progressively from mono to full stereo; separate power supply. Digital frequency display increases in brightness to indicate better tuning. Output level 250 mV/ch at 100% modulation. 11 $\frac{1}{4}$ x 3 x 8 in \$3,145

NAT 02 FM Tuner. As above, simplified filtering and no separate power supply \$1,895

NAKAMICHI

ST-7 AM/FM Tuner

Tuner with Schotz NR. Features 5-segment signal/multipath meter; PLL circuitry; 16 station presets; output-level controls (R + L independent). FM IHF sens mono 10 dBf, stereo 17 dBf; FM usable sens mono 10 dBf, stereo 17 dBf; 50-dB quieting sens mono 14 dBf, stereo 28 dBf; THD stereo 0.08%, mono 0.06% at 1,000 Hz; S/N 76 dB stereo, 80 dB mono; FR 20-15,000 Hz, \pm 1 dB; capture ratio 1.9 dB; sep 55 dB at 1,000 Hz; AM suppression >60 dB; alt-ch rej >60 dB. 17 $\frac{1}{2}$ x 2 $\frac{1}{2}$ x 11 $\frac{1}{2}$ in; 10 $\frac{1}{2}$ lb \$849

NIKKO

NT 300 AM/FM Tuner

Digital synthesis FM design. IHF sens 11.2 dBf mono; signal strength 25 dBf mono, 45 dBf stereo; cap ratio 1.5 dB wide; 50 dB AM sup-

Now, music lovers
with different tastes
have something in
common: Adcom.



D. YONG



Listen to your CD player in one room while playing your FM tuner in another...and cassette tapes in another! The Adcom GFB-800 Music Control Center is a new concept in home music systems that allows the selection and control of different sources (FM, CD, tape, even records) in five or more different rooms. And, it's all designed around a choice of Adcom's highly renowned power amplifiers. Your entire family can have independent access to a superb, centralized Adcom music

system. Find out more about the Adcom GFB-800 system by contacting your authorized dealer. You'll discover why music lovers throughout the world have so much in common: Adcom.

ADCOM[®]
details you can hear

11 Elkins Road East Brunswick, NJ 08816 U.S.A. (908) 390-1130
Distributed in Canada by PRO ACOUSTICS INC. Pointe Claire, Quebec H9R 4X5

TUNERS

pression; alternate-ch sel 63 dB wide; sep 52 dB at 1,000 Hz; 0.3 % THD mono, 0.5 % stereo, 1,000 Hz, 100% modulation; S/N 78 dB mono, 69 dB stereo, 10 lb. \$189

NT 200 AM/FM Tuner

24 station presets. Cap ratio 1 dB wide; AM suppression 55 dB; alternate ch sel 60 dB wide; sep 40 dB at 1,000 Hz; S/N 70 dB mono, 65 dB stereo, 6 lb. \$139

NT 150 AM/FM Tuner

Digital synthesis FM design with 24 station presets. IHF sens 11.2 dBf mono; signal strength 28 dBf mono, 47 dBf stereo; cap ratio 2 dB wide; AM suppression 55 dB; alternate-channel selection 60 dB wide; sep 38 dB at 1,000 Hz; total harmonic distortion 0.4 % mono, 0.6 % stereo, 1,000 Hz, 100 % modulation; S/N 15 dB mono, 36 dB stereo, 6 lb. \$129

NT 60 AM/FM Tuner

Digital synthesis FM design with 16 station presets. IHF sens 11.2 dBf mono; signal strength 30 dBf mono, 48 dBf stereo; cap ratio 2 dB wide; AM suppression 50 dB; alternate ch sel 68 dB wide; sep 35 dB at 1,000 Hz; THD 0.5 % mono, 0.7 % stereo, 1,000 Hz, 100 % modulation; S/N 75 dB mono, 67 dB stereo, 6 lb. \$119

ONIX AUDIO BY MUSIC HALL

Onix BWD1 FM Tuner

Analog FM tuner with digital display and auto mute. Adjustable AFC; 10-dB antenna to reduce signal overloading; external power supply \$975

ONKYO

Integra Series

Grand Integra T-G10 FM Tuner

Features 5-mode APR (Automatic Precision Reception) system that can be operated automatically or manually to optimize reception: A/B antenna, RF (distant/local), IF bandwidth (wide/narrow/S-narrow), high-blend (on/off), and stereo/mono. Battery-free memory backup; chassis damping. Dual antenna inputs; 20 station presets with scan; FM fine tuning; timer preset programming; RI remote compatible. Controller included. Wood side panels. \$850

Integra T-9090II FM Tuner

Features dual-mode PLL circuit and sonic filter circuit to improve tuning accuracy. Features same APR reception system offered in T-G10 tuner; power-supply filter. Dual antenna inputs; 31-key remote control; 20 station presets with scan; auto strongest-station memory; multifunction digital display; digital signal-strength readout; timer preset programming; adjustable output level; FM fine tuning. Wood side panels. 50-dB quieting sensitivity 37.2 dBf (stereo); cap ratio 1.0 dB; S/N 85 dB (stereo); stereo sep 55 dB, 1,000 Hz. 18 1/4 x 4 x 15 1/4 in; 18.7 lb. \$750

Integra T-4700 FM Tuner

4-mode APR system with manual override; 7-varactor/MOSFET RF section; Isohex power supply; 6-category classified scan with programmable alphanumeric ID; 40-station random-access tuning; full or category preset scan; FM fine tuning (25 or 50 kHz steps); dual antenna inputs; variable output; RI system remote compatible with supplied controller. \$450

Integra T-407 FM Tuner

3-mode APR system with manual override; 5-varactor/MOSFET RF section; Isohex power supply; 8-category classified scan; 40-station ran-

dom-access tuning; front-end design reducing IM; FM fine tuning (25 or 50 kHz steps); built-in AM loop antenna; 6-digit frequency read out; RI system-remote compatible. \$350

Integra T-403 Tuner

2-mode APR system; 40-station random-access tuning; 6-category classified memory; MOSFET front end; auto scan tuning; built-in AM loop antenna; 5-digit frequency read out; RI system-remote compatible. \$200

PARASOUND

T/DQ-260 II AM/FM Tuner

Quartz referenced, digital-synthesis tuner with, 8 AM/8 FM presets; scan/manual tuning; mono switch; PLL tuning; regulated power supply. 50-dB quieting sens 37.7 dBf; alt-ch sel 66 dB; THD <0.05% mono, <0.1% stereo; FR 20-15,000 Hz \pm 0.5 dB; cap ratio 1.2 dB. 17 1/4 x 2 1/2 x 9 1/2 in. \$295

PHILIPS

FT-50 FM Tuner

Features 4-gang FM front end with dual-gate MOSFET design and selectable IF bandwidth. 30 presets; manual and auto scan; direct-access tuning with 10 front-panel keys. \$259

PIONEER

F-656 AM/FM Tuner

DDD (Digital Direct Decoder) III tuner with 24 AM/FM presets. Features computer-controlled tuning; linear front end with twin varicaps; pulse swallow frequency synthesis; 8-point signal indicator; FET buffer for tuning coil; large loop antenna; selectable wide/narrow AM bandwidth. Usable sens 10 dBf (0.95 μ V, 75 ohms); S/N 86 dB mono, 81 dB stereo (at 80 dBf); FR 20-15,000 Hz \pm 0.4, -1 dB; sep 60 dB at 1,000 Hz. 16 1/2 x 3 3/8 x 12 1/2 in; 7.5 lb. \$325

F-449 AM/FM Tuner

Digital Direct Decoder design with 36 AM/FM presets. Features selectable FM IF bandwidth (normal/super narrow); RF attenuator; 3-speed search; 8-point signal indicator; large FL display; system remote compatible. FM: 50-dB quieting sens, mono 16 dBf, stereo 36.2 dBf; S/N 83 dB mono, 78 dB stereo (at 80 dBf); FR 30-15,000 Hz \pm 1 dB; sep 50 dB at 1,000 Hz. 16 1/2 x 3 3/8 x 12 1/2 in; 7 1/4 lb. \$260

F-447 AM/FM Tuner

Features silent servo circuit to reduce beat noise between PLL and microprocessor clock frequencies; computer-controlled tuning system; AM servo circuit. 36 AM/FM presets; tuning-mode memory; digital signal-level readout; stereo/mono switch. 16 1/2 x 3 3/8 x 12 1/2 in; 7.7 lb. \$200

Elite Series

F-93 AM/FM Tuner

Features digital direct type IV decoder; spectrum simulated stereo; MPX NR (auto/mono); IF band switch; rotary tuning; direct access; variable fine tuning (10-kHz steps in FM, 1-kHz steps in AM); digital signal meter; 40 AM/FM presets; RF attenuator; auto search level; preset scan; variable/fix output; random preset; anti-resonance honeycomb design. Urushi finish. \$900

F-51 AM/FM Tuner

Features digital-direct type IV decoder; spectrum simulated stereo; 36 AM/FM presets; MPX NR (auto/mono); IF band switch; re-attenuator; an-

ti-resonance honeycomb design. \$350

PROTON

AT-670 AM/FM Tuner

Quartz PLL tuner with 9 AM/18 FM presets. Features Schottz II circuitry with NR; 5-gang GASFET RF amp. Variable output level; mono/stereo switch; IF bandwidth wide/narrow switch; auto/manual rotary tuning. Remote controllable. FM: 50-dB quieting sens 3.2 μ V/30 μ V (mono/stereo); cap ratio at 45 dBf 1.0 dB; AM rej 65 dB; S/N at 65 dBf 83/74 dBA (mono/stereo); stereo sep at 1,000 Hz 45 dB. AM: selectivity 50 dB; S/N at 10 mV 45 dB. 18 1/2 x 4 3/4 x 15 1/2 in; 15.5 lb. \$400

AT-470 AM/FM Tuner

8 AM/8 FM presets; mono switch. \$220

QED BY MAY AUDIO

T-260 AM/FM Tuner

Analog tuner with digital readout. 6 AM, 6 FM presets. 50-dB quieting sens, mono 18 dBf, stereo 38 dBf; IHF sens, mono 12 dBf, stereo 22 dBf; sep 45 dB at 1,000 Hz; THD at 1,000 Hz, 0.08% mono. 12 lb. \$595

QUAD

FM4 FM Tuner

Designed for use with Quad 34 preamp. Controls: 8 pushbuttons to store/recall station presets, tuning knob, power switch; bar-graph meter to indicate signal strength, center-channel tuning. Dedicated microprocessor recalls desired station from memory, tunes it, automatically sets muting, automatic frequency control levels. Stations stored in memory remain for up to 5 years with power disconnected. Mono distortion 0.05%, stereo 0.1%; cap ratio 2.5 dB; sel 53 dB; image/IF rejection 80/100 dB; FR 20-15,000 Hz \pm 0, -1 dB; crosstalk 40 dB at 1 kHz; pilot-tone suppression 60 dB; de-emphasis switchable 50/75 μ s. Available in anthracite gray. 8 x 1 1/4 x 5 1/4 in; 6 lb. \$695

REALISTIC BY RADIO SHACK

TM-150 AM/FM Tuner

Features PLL tuning; stereo/mono indicator switch; FM stereo LED; illuminated tuning dial; built-in AM and FM antennas; terminal inputs for optional external FM antenna. \$60

REVOX

H6 FM Tuner

Features 35 station presets and Radio Data System compatible. Auto tuning at 50,000 Hz and selectable IF bandwidths; image/IF rejection 100/110 dB; S/N >80 dB; AM rejection 72 dB; distortion <0.07 % \$2,290

B260-S FM Tuner

Stores 60 preset stations with reception modes in nonvolatile memory, allows user to arrange stored stations into groups for scanning. Dual antenna inputs antenna selection with station call letters retained in memory. S/N >80 dB; THD 0.07%; FR 30-15,000 Hz \pm 0.5 dB; sens 0.95 μ V; 17 1/4 x 4 1/4 x 13 in; 15.5 lb. \$1,675

ROTEL

RT870 AM/FM Tuner

Features shielded dual-gate MOSFET front end; active filter networks; 4 regulated power supplies. Adjustable bandwidth; 16 random presets; auto/manual tuning; AM/FM wide band; mono switch; RF attenuator. FM usable sens 10.8

TUNERS

dBf; FM S/N at 65 dBf 80 dB (mono), 75 dB (stereo); FM THD at 65 dBf and 1,000 Hz 0.07% (mono), 0.25% (stereo) \$399

RT850A AM/FM Tuner

8 AM/8 FM presets; AM wide band; mono switch. FM: usable sens 10.8 dBf; S/N at 65 dBf 80 dB (mono), 75 dB (stereo); THD at 65 dBf and 1,000 Hz 0.07% (mono), 0.25% (stereo) \$299

SANSUI

TU-X711 AM/FM Tuner

Quartz-synthesis PLL tuner with digital decoder. Features RF-mode selector; IF-bandwidth selector; record calibrator; 2 separate antenna inputs; 30 random presets and numeric keypad for station recall; preset scan. Usable sens 10.8 dBf; 50-dB quieting sens 16.2 dBf mono; THD <0.009% mono, 0.02% stereo; S/N 98 dB mono, 91 dB stereo; alt-ch sel 60 dB wide, 75 dB narrow. 17¼ x 3¾ x 12½ in; 11.2 lb. Black finish \$500

TU-X111 AM/FM Tuner

Quartz-synthesis PLL tuner. Features 20 random presets and numeric keypad for station recall; preset scan. Usable sens 10.8 dBf; 50-dB quieting sens 14 dBf mono; THD <0.15% mono, 0.2% stereo; S/N 98 dB mono, 91 dB stereo; alt-ch sel 60 dB wide, 75 dB narrow. 17 x 3 x 11 in; 5.7 2 lb. Black finish \$250

SONY

ST-S730ES AM/FM Tuner

Features radial power-supply design; auto mi-

croprocessor-exclusion-circuit master clock; wave-optimized IF system; wave-optimized direct detector/digital stereo decoder; direct comparator circuitry. FR 15-15,000 Hz \pm 0.2 dB; S/N 92 dB stereo, 100 dB mono; THD 0.0075% stereo, 0.004% mono; sens 10.3 dBf/0.9 μ V mono; sel 70 dB at 400,000 Hz; sep 70 dB at 1,000 Hz. 18½ x 3¾ x 14¾ in; 14 lb \$550

ST-S730ES AM/FM Tuner

FR 15-15,000 Hz \pm 0.2 dB mono, \pm 0.5 dB stereo; S/N 78 dB stereo, 82 dB mono; THD 0.05% stereo, 0.04% mono; sens 10.3 dBf/0.9 μ V mono; sel 80 dB at 400,000 Hz; sep 70 dB at 1,000 Hz. 18½ x 3¾ x 14¾ in; 14 lb \$300

SOUNDSTREAM

T-1 AM/FM Tuner

Features defeatable blend circuit to reduce stereo background noise by 9 dB; knob in 50,000 Hz steps for tuning off-frequency stations; separate audio and switching power supplies. Fly-wheel-assisted manual tuning knob for fine adjustment; 16 presets with search; strength indicator. FM 50-dB quieting sens 14.8 dBf; AM rej 60 dB; cap ratio 1.5 dB; alt-ch sel 65 dB; S/N >82 dB mono >79 dB stereo; THD at 6,000 Hz: 0.12% mono; 0.2% stereo. AM: S/N 20 dB; THD 0.5% \$795

SUMO

Aurora AM/FM Tuner

Digital-synthesis tuner with rotary tuning. Features auto seek forward/reverse; 8 FM, 8 AM presets; tunes FM in 50,000 Hz increments for

fine tuning; dynamic impulse noise-reduction system; linear-phase IF filters. Gold-plated output jacks. 50-dB quieting mono 16 dBf, stereo 34 dBf; usable sens 11 dBf mono; alt-ch sel 75 dB; cap ratio 1.0 dB; S/N mono 85 dB, stereo 82 dB. 19 x 1¼ x 8¾ in \$749

TECHNICS

ST-G460 AM/FM Tuner

Quartz-synthesis tuner with 39 AM/FM presets. Features DC circuit construction; DC linear switching MPX filter; 19,000-Hz pilot signal auto canceler; wide-band quadrature detector. Multifunction FL display; FM-mode switch. FM: sens 10.8 dBf; 50-dB quieting sens 38.1 dBf stereo; THD 0.1 stereo; S/N 73 dB stereo; FR 4-18,000 Hz \pm 0.5. -1.5 dB; alt-ch sel 65 dB; cap ratio 1.0; image rej 55 dB; AM rej 55 dB; stereo sep 50 dB at 1,000 Hz \$240

YAMAHA

TX-2000 AM/FM Tuner

24 station presets. Features computer servo lock tuning; digital fine tuning; RS remote control compatibility. Includes remote control. Titanium finish with side panels \$749

TX-950. Automatically selects PLL synthesis or FM voltage servo tuning; 40 station presets; call-letter display for up to 24 presets; compatible with RS system remote control; mono switch; remote optional \$399

TX-550. Similar to above, PLL tuning only \$349
TX-350. Similar to TX-550, fewer station-memory features \$199

Looks small. Sounds BIG!

We moved our 10" woofer to the bottom of the Design Acoustics PS-10a not just to make it look smaller, but to make it sound much better.

The compact front panel creates a smaller acoustic source, reducing diffraction for superior definition and clarity, and more precise stereo imaging.

High-efficiency bass from the unique slot-loaded bottom panel is consistently smooth and powerful anywhere in the room.

To learn more about the unique Point Source™ difference of the PS-10a, write or call 1-800-933-9022 for literature and dealer list today.

PS-10a Point Source™ 3-Way Loudspeaker System



Available in Oak
and Contemporary
Matte Black Finish



DA DESIGN®
ACOUSTICS

An Audio-Technica Company

1221 Commerce Drive, Stow, Ohio 44224 • (216) 686-2600

TURNTABLES

ARISTON ACOUSTICS BY EUROSOUND

Icon II Semiautomatic Turntable

Belt-drive. Features remote power supply; fitted acoustic mat; 4 isolating feet; full spring suspension. 2 speeds (33 $\frac{1}{3}$ and 45 rpm). w&F 0.08%; rumble 75 dB. Black finish \$499

Q-Deck Mk II Semiautomatic Turntable

Belt-drive. Features remote power supply; antistatic mat; 4 isolating feet. 2 speeds (33 $\frac{1}{3}$ and 45 rpm). w&F 0.08%; rumble 75 dB \$369

BANG & OLUFSEN

Beogram 4500 Automatic Turntable

Integrates with Beosystem 4500 for full remote control; built-in phono preamp; 3-point leaf-spring suspension; tangential tracking; accepts B&O MMC1-5 cartridges. w&F 0.06%; DIN-weighted rumble >80 dB. Black and silver finish. 16 $\frac{1}{2}$ x 3 x 12 $\frac{1}{2}$ in; 11.7 lb \$500

Beogram 6500 Turntable

Integrates with Beosystem 6500. Features built-in preamp for B&O MMC pickup cartridge; B&O tangential tonearm and suspended subchassis. w&F <0.03% wrms; speed deviation < \pm 0.02%; rumble >80 dB DIN weighted; FR 20-20,000 Hz \pm 1 dB; SN >80 dBA; THD <0.02% at 1,000 Hz; max cable length 30 feet. Polished aluminum in black or white glossy. 16 $\frac{1}{2}$ x 3 x 12 $\frac{1}{2}$ in; 11.7 lb \$500

Beogram 9500 Turntable

Integrates with Beosystem 6500. w&F <0.03% wrms; speed deviation \pm 0.2%; rumble >80 dB DIN weighted. White \$450

Beogram TX-2 Automatic Turntable

Tangential-tracking, belt-drive turntable; 33 and 45 rpm; fixed headshell. Recommended tracking force 1-1.5 g; w&F 0.03% DIN; rumble -80 dB. 16 $\frac{1}{2}$ x 3 x 12 $\frac{1}{2}$ in; 11.6 lb \$400

BASIS

Debut Gold Standard Manual Turntable

Belt-drive with 4-point, hanging, fluid-damped suspension system. Features 2-in acrylic subchassis; oil-well bearing with platter center of gravity below upper bushing; 28-lb, high-speed computer balanced acrylic/lead platter. 8 lb damped acrylic/lead armboard. 2 speeds (33 $\frac{1}{3}$ and 45 rpm). 23 x 7 $\frac{1}{4}$ x 16 $\frac{1}{2}$ in, 85 lb ... \$6,900

Ovation Manual Turntable

Belt-drive with 4-point, hanging, fluid damped suspension system. Features 2-in acrylic subchassis; acrylic platter and armboard, both heavily damped with lead; AC motor. 2 speeds (33 $\frac{1}{3}$ and 45 rpm). 75 lb \$4,395

CARRERA

LT-120 Automatic Turntable

Belt-drive turntable with linear tonearm. Two speeds (33 $\frac{1}{3}$, 45). w&F 0.05%; rumble 69 dB; recommended tracking force 1 $\frac{1}{4}$ -3 g \$170

CT-1155 Semiautomatic Turntable

Belt-drive turntable with pivoted tonearm. Features P-mount cartridge; two speeds (33 $\frac{1}{3}$, 45). w&F 0.07%; rumble 65 dB \$100

DENON

The following Denon turntables are micro-processor controlled and employ a Dynamic Servo Tracer tonearm.



DP-59L Semiautomatic Turntable

Direct-drive with massive wood base. Features base isolation; 5.5-lb platter; high-torque AC motor; \pm 9.9% pitch control in 0.1% steps. w&F 0.006%; SN 82 dB; speed accuracy 0.002% \$695

DP-47F Automatic Turntable

Direct-drive with thick wood base. Features flat-twin design. w&F 0.01%; SN 78 dB; speed accuracy 0.002% \$450

DP-23F Automatic Turntable

w&F 0.02%; SN 75 dB \$275

DP-7F Automatic Turntable

P-mount design. w&F 0.018%; SN 75 dB; speed accuracy 0.01%. Black finish \$200

ESOTERIC SOUND

V2 Manual Turntable

Direct-drive with brushless DC motor. Features six speeds (33 $\frac{1}{3}$, 45, 71.29, 76.59, 78.26, and 80 rpm); cue lever and motor start switch; solenoid platter brake; lamp outlet on deck top; adjustable tracking and antiskating force; pitch control. Includes dust cover. w&F 0.025%; rumble 57 dB; min tracking force 1.5 g; pitch control \pm 10%. 16 $\frac{1}{2}$ x 13 $\frac{3}{4}$ x 4 $\frac{1}{2}$ in \$375

Vintage Semiautomatic Turntable

Belt-drive with P-mount cartridge; 6-speeds (33 $\frac{1}{3}$, 45, 71.29, 76.59, 78.26, 80 rpm). w&F 0.045%; rumble 70 dB; pitch control \pm 8% \$299

JVC

AL-A155TN Semiautomatic Turntable

Belt drive. Features low-mass statically balanced straight tonearm with low-center-of-gravity support; DC servo motor; die-cast aluminum platter; up-front arm cueing control; plug-in cartridge connectors. Cartridge not included. w&F 0.04%; SN 65 dB; effective length 220 mm; overhang 15 mm; applicable tracking force 1.25 g. 17 $\frac{1}{4}$ x 4 $\frac{1}{4}$ x 14 $\frac{1}{4}$ in; 7 lb \$100

KENWOOD

Spectrum Series

KD-491FC Automatic Turntable

Belt-drive. Manual cueing lever; speed selector; system remote controllable. Includes T-4P cartridge; 45-rpm single adaptor; acrylic dust cover. 9 lb \$119

KD-291RC Semiautomatic Turntable

Belt-drive. Manual cueing lever; speed selec-

tor. Includes 45-rpm single adaptor; acrylic dust cover. 8 lb \$79

LINN

LP12/Lingo Turntable

Separate direct-coupled power supply. Features low noise oscillators; separate drive for both motor phases, isolated power supply. 33- and 45-rpm speeds \$2,740

LP12/Valhalla Manual Turntable

Belt drive. Features 24-pole synchronous motor; 12-in zinc-aluminum alloy die-cast platter with felt mat; hardened tool-steel spindle; adjustable 3-point spring-suspension subchassis; heavy-gauge stainless-steel base plate; solid hardwood base; optional 45-rpm adaptor. w&F 0.04% wrms; rumble -60-dB unwt; speed accuracy \pm 0.04%. 17 $\frac{1}{2}$ x 5 $\frac{1}{2}$ x 14 in... \$1,545

Axis Manual Turntable

Belt drive with pivoted Akito arm. 33 $\frac{1}{3}$ - and 45-rpm speeds. Speed accuracy 0.1%; w&F 0.05%; rumble -75 dB DIN; effective tonearm length 284 mm; 16 lb \$995

Basik Turntable

Two-speed version \$595

J.A. MICHELL ENGINEERING BY ARTECH ELECTRONICS

GyroDec MK III Turntable

Belt-drive design with platter made of black acrylic compound containing graphite and vinyl; six gold-plated brass weights hang below perimeter producing gyroscopic effect; ribbed lead-wtd chassis cast from aluminum; gold-plated motor, armboard and spring caps; 2 speeds (33 and 45 rpm). w&F 0.05%; rumble 80 dB. 5-yr guarantee. Optional single belt 33-45-78 pulley is available. 20 $\frac{1}{4}$ x 5 $\frac{1}{2}$ x 16 in; 42 lb \$1,800
GyroDec MK III w/o arm. As above, with silver chassis, motor, armboard, and spring caps \$1,600

Synco Turntable

Belt-drive design with bearing, platter, and tonearm supported by rigid cast-aluminum chassis; tonearm cable clamp on baseboard; conical feet to adjust deck level; 16-pole AC synchronous motor; transparent-glass look; 2 speeds (33 and 45 rpm). w&F 0.05%; rumble 75 dB. 18 x 5 $\frac{1}{2}$ x 13 $\frac{1}{2}$ in; 21 lb \$1,300

NUMARK

TT1600 Manual Turntable

Direct-drive. Features quartz synthesizer and phase-lock-loop circuit; remote starting; 33/45 digital readout. 17 $\frac{1}{2}$ x 5 x 14 $\frac{1}{2}$ in; 26 lb .. \$709

ONKYO

CP-1500F Automatic Turntable

Direct-drive, quartz-servo design with 2 speeds. Features straight tonearm; triple-stage isolation system; die-cast aluminum platter. RI remote compatible \$280

CP-1200A Semiautomatic Turntable

Direct-drive, quartz-servo design with triple-stage isolation system and die-cast aluminum platter. Smoked dust cover \$130

OPTIMUS BY RADIO SHACK

LAB-2250 Automatic Turntable

Belt-drive. Features linear-tracking tonearm;

TURNTABLES

power-failure protection; elliptical diamond stylus; cue button; 2 speeds; aluminum die-cast platter. w&F 0.1%; S/N 55 dB; effective tonearm length 132 mm; FR 20-20,000 Hz; tracking force 2-3 g. 14 1/4 x 3 3/4 x 1 3/4 in.; 8.6 lb. \$150

LAB-460 Automatic Turntable

Belt-drive. Features 2 speeds; aluminum die-cast platter; straight-pipe tonearm; dual-magnet cartridge; diamond stylus. w&F 0.1%; S/N ratio 55 dB; effective tonearm length 205 mm; tracking force 1.5 ± 0.5 g; FR 20-20,000 Hz. 13 3/4 x 3 3/4 x 1 3/4 in.; 6.3 lb. \$120

ORACLE

The following turntables do not include a tonearm.

Premiere MK IV Manual Turntable

Belt-drive. Remote-control power-drive module; dual speed (33 1/3 and 45 rpm); variable speed control; adjustable spring-suspension system; record-coupling system. Includes strobe disc. 20 x 15 in.; 33 lb. Silver \$3,495
Premiere Silver/Gold. 20 x 15 in.; 43 lb. . \$4,195
Premiere Black/Gold. Limited edition. . \$4,695

Delphi MK IV Manual Turntable

Belt-drive. Dual speed (33 1/3 and 45 rpm); variable speed control; adjustable spring-suspension; record-coupling system. Includes strobe disc. 19 x 14 1/2 in.; 28 lb. Silver \$1,995
Delphi Black/Gold \$2,895
Turbo Power Supply \$450

Alexandria Mark IV Manual Turntable

Belt-drive. Dual speed (33 1/3 and 45 rpm); variable speed control; adjustable spring suspension; record-coupling system. Includes strobe disc. 19 1/4 x 14 1/2 in.; 19 lb. Black piano finish \$1,195

Paris Manual Turntable

Belt-drive. Dual speed (33 1/3 and 45 rpm); variable speed control; record-coupling system; tri point suspension. Includes strobe disc. 14 1/2 x 19 in.; 15 lb. White piano finish \$695
Paris Black. Piano finish \$795

PIONEER

Elite PL-90 Automatic Turntable

Direct-drive. Features coreless, quartz-PLL DC servo motor with stable hanging rotor; straight tonearm made of aluminum and ceramics; 33 1/3 and 45-rpm play speeds; 14-in platter. w&F 0.018%. 23 1/2 x 8 1/2 x 17 in. \$950

PL-600/KUC Automatic Turntable

Belt-drive. Features DC-servo motor with stable-hanging rotor; statically balanced straight tonearm; two speeds (33 1/3 and 45 rpm); universal MM type cartridge; 0.6-mil diamond stylus. w&F 0.06%; S/N 68 dB. 16 1/2 x 3 1/2 x 14 in.; 6.1 lb. \$140

PL-203AZ Semiautomatic Turntable

Belt-drive. Features stable-hanging rotor; low-mass straight tone arm. w&F 0.07%; S/N 68 dB. 19 1/2 x 5 1/2 x 16 1/2 in.; 5.5 lb. \$95

REALISTIC BY RADIO SHACK

LAB-340 Semiautomatic Turntable

Belt-drive. Features straight tonearm; dual-moving-magnet cartridge; die-cast aluminum platter; 0.6-mil diamond stylus. w&F 0.15%; tracking error +3°, -1°; S/N 45 dB; rec tracking force 2.5 g; effective tonearm length 203 mm. 13 3/4 x 4 x 1 3/4 in.; 5.75 lb. \$100

REVOLVER BY MUSIC HALL

Revolver Turntable

Split-plinth belt-drive design. Features medium-density fiberboard platter with self-damping material; AC synchronous motor with 2-speed stepped pulley; ethylene propylene drive belt; 3 molded nonadjustable feet. Includes grip clamp; starmat; lubricating oil; Revolver tonearm. Rosewood or redwood high-gloss finish \$670
Black-ash veneer \$595

Revolver Rebel Turntable

Includes tonearm and Goldring Elan cartridge. Blue-marble finish \$449
Black-satin finish \$449

REVOX

B291-S Automatic Turntable

Tangential-tracking design featuring Linatrack tonearm. Variable-speed capability (± 10% on increments of 0.1%). Includes ELAC ESG 796H30 phono cartridge; serial port allows all IR remote functions including multiroom operation using Revox's B208 wireless remote or B210 smart remote \$2,900

H9 Direct Drive Turntable

Tangential tracking design featuring Linatrack Tonearm; variable speed capability (± 9.9% in 0.01% increments). Tracking force 0.8-2 g. Tangential tracking error 0.5%. Rumble 52 (DIN 45539A 20,000 Hz filter). Compatible with H8, H208, H210 remotes. 17 3/4 x 5 1/4 x 15 1/4 in. \$2,890

ROKSAN

Xerxes Turntable

Features inertia-driven, 4-part platter; self-centering bearing assembly; AC synchronous motor; separate power supply. Tonearm sold separately. w&F 0.02%; rumble 83 dB. Black-ash finish. 19 x 6 x 15 in. \$2,100
Above in rosewood finish \$2,500

Radius Turntable

2-part platter system with synchronous motor with compliant mounting; isolated top plinth; 2-speed operation. Includes Roksan Tabriz tonearm. w&F 0.04%; rumble 79 dB. 17 x 5 x 14 in. \$1,250

ROTEL

RP855 Turntable

Belt-drive. Features static balanced straight-pipe arm, direct-readout stylus gauge, and antiskate control; DC servo motor; high-mass metal chassis subframe; finished wood cabinet; heavy die-cast aluminum platter; insulator feet; Nosorex platter damping mat. Dual speed (33 1/3 and 45 rpm); locking arm support. Includes Audio Technica AT110E cartridge. w&F <0.03% wrms; S/N 70 dB (DIN-B). 17 x 5 1/4 x 13 1/4 in.; 17 lb. \$299

SANSUI

P-1100 Semiautomatic Turntable

Belt-drive design with P-mount cartridge; aluminum platter; cueing control. S/N 72 dB. 16 1/2 x 3 3/4 x 13 in.; 8.8 lb. \$100

SIMPLY PHYSICS

Signature Series DarkStar Turntable

Chassis constructed from acrylic and black Belgian granite \$7,000

DarkStar Phono System

DarkStar turntable with Isostand and Signature tonearm \$4,500

DarkStar IV Turntable

Belt-drive. Features oil-well-X center bearing; Vinyl Vise record clamp; acrylic armboard; 2-in cast-acrylic platter; MDF chassis with cone couple isolation of the matching upper subchassis; welded-steel Isobase with level adjusters; ToneCones spikes. Available in gloss gray or white. \$2,500

SONOGRAPHE BY CONRAD-JOHNSON

SG-3A Manual Turntable

Belt-drive design with Sumiko tonearm. Tuned-suspension, resonance-free polymer platter. w&F 0.02% wrms; rumble 65 dB; 18 1/4 x 6 1/4 x 14 1/2-in (dust cover down); 23 lb. \$795
SG-3. As above, without tonearm \$595

SOTA

The following turntables are upgradeable, run at 33 1/3 and 45 rpm, and are belt driven. Each 1-piece, 11.2-lb cast platter is a unified suspension system; the platter pivot point turns at its center of gravity, unlike other turntables; the drive system uses a brushless DC motor. Rumble <60 dB unweighted at 1,000 Hz; w&F <0.04% wrms. 7 1/2 x 20 1/4 x 16 1/2 in.; 44 lb.

Cosmos Turntable

Features 1-piece sub-assembly where platter, motor, and armblock function as single entity; rigid multilayer-laminate arm-support block connected structurally with platter block; Cosmos armboard utilizing 5 layers of acrylic, lead, and aluminum and for critically balancing for specific tonearm; Fountainhead; cabinet for turntable and pump/power supply; dust cover. Pump unit: 20 lb. High-gloss piano black \$4,600
Black/gray matrix and architectural white \$4,000

Nova Turntable

Features Cosmos vacuum platter mat; integrated pump/electronic flywheel power supply that provides control over-power-line impurities and buffer to noise and fluctuations; Composite multi-layer constrained-mode armboard; reflex clamp; zirconia bearing. Includes dust cover. Pump unit: 10 lb. Brazilian rosewood and Macassar ebony \$3,000
Satin black and light, dark, or black oak. \$2,700

Star Turntable

Features self-sensing vacuum record-clamping system and antistatic dust-isolation mat. Includes dust cover. Pump unit: 10 lb. Brazilian rosewood and Macassar ebony \$2,250
Satin black and light, dark, or black oak \$1,950

Sapphire Turntable

Features floating seismic platform with 4-point spring suspension; constrained-mode-design adjustable-mass sub-chassis system integrates alternate layers of hard and soft materials to make internally damped sandwiches that includes dust cover. Brazilian rosewood and Macassar ebony \$1,700
Satin black version; also light, dark, or black oak \$1,400

Jewel Turntable

A nonvacuum player with inverted sapphire bearing system. Features acrylic Supermat; 4-point suspension system; wood armboard with bolt-through armlock assembly; furniture-qual-

TURNTABLES

ity finger-joined wood cabinet; variable, 2-speed, electronically controlled motor; precision low-tension belt drive; universal tonearm compatibility; 3 isolation feet. Includes dust cover. Light/dark oak \$995

Replacements, Options, and Upgrades

Jewel Prepack

Includes the LMT tonearm, Oyster cartridge, and dust cover. Oak \$1,095

Star Factory Upgrade

Upgrading older Stars (prior to # 22845) to current Star. Subchassis upgrade includes new springs, new-design subchassis board, U-shaped aluminum brace, and new bolt-through armblock mounting system (separately \$500). Motor upgrade includes new low-vibration motor with rigid motor brace for improved damping and rigidity, improved motor pulley profile, and newer belt (separately \$325). Platter upgrade includes new constrained-mode vacuum platter with improved internal damping, acrylic supermat, and improved silicone rubber vacuum lip (separately \$400) \$1,000

Sapphire Factory Upgrade

Upgrading older Sapphires (prior to # 30635) to current Sapphire. Subchassis upgrade includes new springs, new-design sub-chassis board, U-shaped aluminum brace, and new bolt-through armblock mounting system (separately \$500). Motor upgrade includes new low-vibration motor with rigid motor brace for improved damping and rigidity, improved motor pulley profile, and newer belt (separately \$325). Platter upgrade includes new constrained-mode platter with improved internal damping and acrylic supermat (separately \$325) \$900

SYMPHONIC

The following product is distributed by German Acoustics.

RG 6 Turntable

Separate pieces include 50-lb platter, motor, stabilizer, outboard tonearm base, controls, and switches. 33 $\frac{1}{3}$ and 45 rpm. 130 lb. \$15,000

TECHNICS

SL-1200MKII Manual Turntable

Direct-drive design with gimbal-suspended tonearm. Features quartz control; brushless DC motor; aluminum die-cast cabinet; antiresonant viscoelastic base. Speed control; $\pm 8\%$ quartz-locked pitch control; quick start/stop; pop-up stylus light; tonearm-height adjustment. 33 $\frac{1}{3}$ and 45 rpm; w&F 0.025% \$600

SL-QD33 Automatic Turntable

Direct-drive, 2-motor design. Features P-mount cartridge; quartz lock; ultra-low-speed brushless DC motor for platter drive; pivoting arm; end-of-disc detection; soft-touch front-panel controls; strobe. Remote-control compatible with selected Technics receivers. 33 $\frac{1}{3}$ and 45 rpm; w&F 0.012%; rumble -78 dB; effective tonearm mass 7.5 g, length 230 mm; max tracking error $\pm 2^\circ$. 17 x 4 $\frac{1}{2}$ 14 $\frac{1}{4}$ in; 10 lb \$220

SL-L20 Automatic Turntable

Belt-drive, linear-tracking design. Features P-mount cartridge; front-panel soft-touch controls; cueing; 2-speed search; auto disc-size/speed detection to prevent tonearm from lowering on empty mat. Remote-control compatible with selected Technics receivers. 33 $\frac{1}{3}$ and 45

rpm; w&F 0.045%; rumble -70 dB; effective tonearm length 105 mm; max tracking error $\pm 0.1^\circ$. 17 x 3 $\frac{3}{4}$ x 13 $\frac{1}{4}$ in; 8 lb \$190

SL-DD22 Semiautomatic Turntable

Direct-drive, 2-motor design. Features P-mount cartridge; PLL quartz lock; low-speed DC brushless motor. End-of-disc detection; pivoting arm; strobe; front-panel electronic soft-touch controls. 33 $\frac{1}{3}$ and 45 rpm; w&F 0.012%; rumble -78 dB; effective tonearm mass 7.5 g, length 230 mm; max tracking error $\pm 2^\circ$. 17 x 4 $\frac{1}{2}$ x 14 $\frac{1}{4}$ in; 10 lb \$180

SL-BD22 Semiautomatic Turntable

Belt-drive. Features aluminum die-cast gimbal pivot aluminum tonearm; P-mount cartridge; vibration-isolation base; front-panel cueing control. 33 $\frac{1}{3}$ and 45 rpm; w&F 0.45%; rumble -70 dB (DIN B); effective tonearm mass 7.5 g, length 230 mm; max tracking error $\pm 2^\circ$. 17 x 4 $\frac{1}{2}$ x 14 $\frac{1}{4}$ in; 8 lb \$140

SL-BD20A Semiautomatic Turntable

Belt-drive. Features DC servo motor; P-mount cartridge; gimbal-suspension tonearm; vibration-absorbing base. Front-panel operation; hinged detachable dust cover; 45-rpm adaptor. 33 $\frac{1}{3}$ and 45 rpm; w&F 0.045% $\pm 0.06\%$; rumble -70 dB; tracking error angle $+0 \times 32^\circ$ (inner groove), $+2 \times 32^\circ$ (outer groove); effective mass 13.5 g; tracking force 1.25 g; cartridge weight 6 g. 17 x 3 $\frac{3}{4}$ x 14 $\frac{1}{4}$ in; 8 lb \$130

THORENS BY BLR ELECTRONICS

All Thorens turntables are belt-driven, single-play units with straight tubular tonearms for maximum rigidity, gimbal suspension, anti-skate control, 9.12-in effective tonearm length, tracking error <0.18 $^\circ$ /cm (<0.46 $^\circ$ /in.).

Prestige Turntable

Features quartz-reference speed control. 18-lb platter; iron-granule-filled chassis and tonearm platform walls; twin height-adjustable tonearm platforms with motor driven cuing. Finish in anthracite black enamel and mahogany with gold-plated metal parts. Sold without tonearm \$12,000

TD 520 Semiautomatic Turntable

Belt drive with automatic tonearm lift, motor shutoff. Features 33 $\frac{1}{3}$, 45, 78 rpm; electronic speed selection; $\pm 6\%$ pitch control; stroboscope; velocity-sensing auto shut-off trigger; frictionless magnetic antiskating; twin solid-core chassis and 3-point leaf-spring suspension. wow-and-flutter 0.035%; rumble -72 dB unweighted \$1,450

TD 521. As above, no tonearm \$1,100

TD 2001 Turntable

Belt driven with 33- and 45-rpm speeds. Features auto lift and shut-off. Frictionless magnetic antiskating; removable cartridge mount on Thorens TP-90 tonearm \$1,200

TD 320 MK II Semiautomatic Turntable

Belt drive with 33 $\frac{1}{3}$ - and 45-rpm speeds. Features 16-pole synchronous motor; twin solid-core chassis and 3-point leaf-spring suspension; friction-free velocity sensing auto shut-off triggering. w&F 0.35%, rumble -52 dB unwt, -72 dB wtd; 17 $\frac{1}{2}$ x 6 $\frac{3}{4}$ x 13 $\frac{1}{4}$ in \$775

TD 321. Armless version \$550

TD 318 MK II Semiautomatic Turntable

Belt drive with 33 $\frac{1}{3}$ - and 45-rpm speeds. Features 16-pole synchronous motor; twin solid-

core chassis; 3-point leaf-spring suspension; frictionless velocity-sensing auto shut-off trigger. w&F 0.04%; rumble -50 dB unwt, -70 dB unweighted; 17 x 6 x 14 in \$600

TD 280c MK II Semiautomatic Turntable

Belt drive with 33 $\frac{1}{3}$ - and 45-rpm speeds. Features 24-pole synchronous motor; 1-piece solid-core chassis and spring damping elements in feet; frictionless velocity-sensing auto shut-off trigger. w&F 0.045%; rumble -48 dB unweighted, -70 dB weighted. Supplied with factory mounted Ortofon OMB-10 cartridge. 17 x 5 $\frac{1}{2}$ x 14 in \$400

TD-280 MK II. As above, without Ortofon cartridge \$375

VOYD

Voyd Reference Turntable

Belt-drive. Cont variable speed; w&F 0.0001%, 33 $\frac{1}{3}$ -rpm, DIN 45-507; rumble 90 dB, DIN 45-539-B; speed inaccuracy $\pm .001\%$; Speed adjustment range $\pm 80\%$ \$15,000

Voyd .5 Reference Turntable

Belt-drive. Cont variable speed; w&F .001%, 33 $\frac{1}{3}$ -rpm, DIN 45-507; rumble 90 dB, DIN 45-539-B; speed inaccuracy $\pm .001\%$; Speed adjustment range $\pm 80\%$ \$6,600

Voyd Turntable

Belt-drive. 33 $\frac{1}{3}$ - and 45-rpm; w&F 0.01%, 33 $\frac{1}{3}$ -rpm, DIN 45-507; rumble 85 dB, DIN 45-539-B; speed inaccuracy $\pm .01\%$. 20 $\frac{1}{2}$ x 17 x 7 in \$3,000

Valdi Turntable

Belt-drive. 33 $\frac{1}{3}$ - and 45-rpm; w&F 0.01% 33 $\frac{1}{3}$ -rpm, DIN 45-507; rumble 80 dB, DIN 45-539-B; speed inaccuracy $\pm .01\%$. 18 x 14 x 6 in \$2,000

WELL TEMPERED

The Well Tempered Signature Turntable

Belt-drive design with 0-clearance-bearing fluid-damped arm. Features four-layer Fountainhead base; damped platter; vertical tracking; antiskating; arm damping and azimuth adjustments; isolated damped motor assembly \$6,500

Dust cover \$200

The Well Tempered Classic Turntable

Belt-drive design with 0-clearance-bearing fluid-damped arm. Features three-layer MDF base construction; vertical tracking and azimuth adjustments; isolated, damped motor assembly. Fountainhead base \$2,875

Classic arm and table, glossy finish \$2,195

Classic arm and table, satin finish \$1,995

Classic table, glossy finish \$1,395

Classic table, satin finish \$1,195

Classic arm \$900

Classic base only, glossy finish \$750

Dust cover \$100

The Well Tempered Record Player

Belt-drive design with 0-clearance-bearing fluid-damped arm. Features three-layer MDF base construction; vertical tracking, antiskate and azimuth adjustments; isolated, damped motor assembly. Glossy finish \$1,195

Record player table \$700

Record player arm \$580

Dust cover \$100

Abbreviations used within this buyers' guide are explained on pages 251-256.



The Marque of a Lifetime

The test of any great product comes with time, with years of use and years of reliably superb performance. When it passes the test, the marque carried by that product comes to signify something very special to thousands of owners, and to thousands more who hope to become owners. The name itself becomes a symbol of pride, of distinction.

In audio, no marque comes so close to this stature as Audio Research, which has been defining and redefining the state of the art for over two decades. Many of our products have become collectors' items, earning extraordinary resale values. Our first pre-amplifiers were seminal in the creation

of "high-end" audio. Today, the sophisticated hybrid technology of the SP15 continues that same passionate commitment to music. Most recently, the LS1 line-stage preamp and Classic 30 power amp have made leading-edge performance accessible to more music-lovers than any products in recent memory.

Excellence. Reliability. Integrity. Value. These are what come with every Audio Research product. To be enjoyed as long as you own the marque—for a lifetime.

20
classic years

1970 - 1990

audio research[®]
HIGH DEFINITION[®]

6801 Shingle Creek Parkway / Minneapolis, Minnesota 55430 / Phone: 612-566-7570 FAX: 612-566-3402

CARTRIDGES & TONEARMS

ADCOM

SXC van den Hul Moving-Coil Phono Cartridge
High-output cartridge with tubular sapphire cantilever and van den Hul stylus. Features 3.5-micron contact radius; vertical groove extended to 85 microns; aluminum cantilever; cross-coil armature. Output 2.3 mV at 5 cm/sec; FR 20-20,000 Hz +3, -0 dB; tracking force 1.8 g; square-wave rise time 7 ms; ch sep 20 dB at 200-20,000 Hz; 4.7 g \$500

XC-MRII Moving-Coil Phono Cartridge
High-output cartridge with nude-mounted square-shank stylus. Features thin-walled aluminum cantilever; cross-coil armature. Output 2.3 mV at 5 cm/sec; FR 20-20,000 Hz ±1 dB; ch sep 28 dB at 1,000 Hz; tracking force 1.8 g; 4.7 g \$360

XC-LTH Moving-Coil Phono Cartridge
High-output cartridge with line-trace stylus, thin-wall aluminum cantilever, cross-coil armature. Output 2.3 mV at 5 cm/sec; FR 20-20,000 Hz, ±1 dB; ch sep 28 dB at 1,000 Hz; tracking force 1.8 g; effective tip mass 0.35 mg; 4.7 g \$290

HC van den Hul II Moving-Coil Phono Cartridge
High-output cartridge with van den Hul stylus. Features thin-wall aluminum cantilever; cross-coil armature. Output 2.3 mV at 5 cm/sec; FR 20-15,000 Hz +1.5, -1 dB; 20-20,000 Hz +2.5, -1 dB; tracking force 2 g; 4.7 g ... \$250
HC-E II. As above, except with elliptical stylus \$160

AIRTANGENT

The following products are distributed by Basis.

Reference Tonearm
Air-bearing, parallel-tracking tonearm. Features interchangeable arm wand; no tracking or skating force error. Adjustable vertical tracking angle, remote cueing. Tracking force 0.5-5.0 g. Cartridge weight 4-20 g \$10,000

Model 1B Tonearm
Air-bearing, parallel-tracking tonearm. Features magnesium armtube; interchangeable arm wand; no tracking or skating-force error. Adjustable vertical tracking angle, cueing. Tracking force 0.5-4.0 g. Cartridge weight 4-17 g \$3,650

ARCAM


Cartridges

The following applies to all Arcam cartridges: tracking weight 1.6-2 g; output 4 mV at 5 cm/sec; FR 20-20,000 Hz; standard weight 6 g, magnesium weight 6.3 g. Available in both magnesium- and plastic-bodied formats. Black finish.

P77Mg Cartridge. Profiled stylus \$185
E77Mg Cartridge. Elliptical stylus \$150

ARGENT BY DIRECT SOUND

Diamond Moving-Coil Phono Cartridge
Parabolic nude diamond stylus. Features diamond cantilever; solid-sapphire mounting base; one-point suspension system with two-shoulder damper. Output 0.2 mV at 5 cm/sec; FR 10-50,000 Hz; ch sep 30 dB at 1,000 Hz; ch sep 25 dB at 10,000 Hz; tracking force 1.8-2.2 g. Cartridge weight 8 g \$1,200
Replacement stylus \$600



MC-110. As above, line-contact nude diamond stylus and titanium cantilever \$300
Replacement stylus \$120

MC-500HR Moving-Coil Phono Cartridge
Hyper-elliptical ruby stylus. Features one-point suspension system with two-shoulder damper. Output 1.9 mV at 5 cm/sec; FR 10-50,000 Hz; ch sep 25 dB at 1,000 Hz; ch sep 20 dB at 10,000 Hz; tracking force 1.8-2.2 g. Cartridge weight 7 g \$300
Replacement stylus \$150

MC-500HS. As above, sapphire stylus ... \$260
Replacement stylus \$130

MC-500H Moving-Coil Phono Cartridge
Parabolic nude diamond stylus. Features boron cantilever; one-point suspension system with two-shoulder damper. Output 1.9 mV at 5 cm/sec; FR 10-40,000 Hz; ch sep 25 dB at 1,000 Hz; ch sep 20 dB at 10,000 Hz; tracking force 1.8-2.2 g. Cartridge weight 7 g \$200
Replacement stylus \$100
MC 300. As above, output 0.1 mV \$150
Replacement stylus \$60
MC 310. As above, elliptical nude diamond stylus and aluminum cantilever. Output 0.1 mV at 5 cm/sec \$100
Replacement stylus \$40

AUDIO BY VAN ALSTINE

Longhorn Z Phono Cartridge
Internally damped and externally stabilized phono cartridge. FR 10-60,000 Hz; ch sep 30 dB; output 4 mV; tracking force 1.5 g \$99

AUDIO NOTE

The following products are distributed by Sounds Like Music.

AN-TA-4 Tonearm
Features pivoted arm with fixed cartridge mount. Cueing; antiskating adjustor; adjustable vertical tracking angle. Tracking force 1-4 g; overall length 266.7 mm; pivot-to-stylus distance 254 mm; max tracking error 1.5 °/in; cartridge weight 6-24 g; cable capacitance 500 pF; mounting-hole diameter 63.5 mm ... \$9,500

AN-MC-2/LTD Signature Phono Cartridge
MC design with van den Hul stylus. Features gun-metal body; titanium cantilever; energized coils; tube-constant current power supply. Ch sep 44 dB at 1,000 Hz, 35 dB at 10,000 Hz; tracking force 1.8-3 g \$8,000
Replacement stylus \$3,000
AN-MC-2/LTD. As above, separate power sup-

ply instead of tube-constant current power supply \$4,400
Replacement stylus \$2,000

AN-MC-2 Phono Cartridge
MC design with van den Hul stylus. Features gun-metal body; titanium cantilever. Ch sep 40 dB at 1,000 Hz, 30 dB at 10,000 Hz; tracking force 1.8-3 g \$2,500
Replacement stylus \$1,400
AN-MC-1. As above, aluminum body and cantilever \$1,900
Replacement stylus \$1,000

AUDIOQUEST

Phono Cartridges

AQ 7000 Moving-Coil Phono Cartridge
Uses single-layer 6N copper coil. Nonresonant body geometry; line-contact stylus. Tracking force 1.9 g; output 0.3 mV. Cartridge weight 9.5 g \$1,595

AQ B-200 Moving-Coil Phono Cartridge
Features machined-aluminum sandwich body; hollow-boron cantilever; line-contact stylus. Available with 1.2 mV or 0.5 mV output . \$995

AQ 404i Moving-Coil Phono Cartridge
Features cast-aluminum body; hollow-boron cantilever; line-contact stylus. Available with 1.2 mV or 0.5 mV output \$650

AQ MC-5 Moving-Coil Phono Cartridge
High-output 1.4-mV MC cartridge with line-contact stylus; nonresonant polymer body; aluminum cantilever. FR 20-30,000 Hz \$350

AQ MC-4 Moving-Coil Phono Cartridge
High-output 2.5-mV design with elliptical stylus. Features direct-phono input; aluminum cantilever; nonresonant polymer body. FR 20-20,000 Hz; compliance 10 \$275

AQ MC-3 Moving-Coil Phono Cartridge
High-output 3-mV design with elliptical stylus. Features nonresonant polymer body; aluminum cantilever. Compliance 8; tracking force 2 g; FR 20-20,000 Hz \$175

AQ M-1 Phono Cartridge
Induced magnetic cartridge with elliptical stylus. Compliance 15; FR 20-20,000 Hz; tracking force 1.5 g \$99

Tonearms

AQ PT-7 Tonearm
Straight design featuring LC-OFHC wiring. Adjustable viscous damping at pivot point; pivot to stylus length 229 mm; precision bearing; nonresonant aluminum/polyolefin structure; nondetachable headshell. Audioquest pure-copper/Teflon plug in tonearm cable \$495
AQ PT-6. As above, standard-grade plug-in cable \$395

AUDIO-TECHNICA

All cartridges feature a dual-moving-magnet design.

ATML170 Phono Cartridge
Square-shank nude-mounted stylus. Features paratoroidal PCOCC coils. Output 4.0 mV; tracking force 1.25 + 3 dB; FR 5-40,000 Hz; ch sep 31 dB at 1,000 Hz; 7.0 g \$345

AT140ML Phono Cartridge
Square-shank nude-mounted stylus. Features

CARTRIDGES & TONEARMS

paratoroidal OFC coils. Output 5.0 mV; tracking force 0.8-1.6 g; FR 5-32,000 Hz; ch sep 30 dB at 1,000 Hz; 6.4 g \$195

AT125LC/T Phono Cartridge

Linear-contact titanium-bonded stylus. Features paratoroidal OFC coils. Tracking force 1.0-1.8 g; FR 10-28,000 Hz; 6.4 g \$150

AT130E/T Phono Cartridge

Biradial nude-mounted. Features 0.2 x 0.7-mil stylus; paratoroidal OFC coils. Tracking force 0.8-1.8 g; FR 10-30,000 Hz; ch sep 30 dB at 1,000 Hz; 6.4 g \$135

AT120E/T Phono Cartridge

Titanium-bonded stylus. Features 0.3 x 0.7-mil stylus; OFC coils. Output 5.0 mV; tracking force 1.0-1.8 g; FR 15-25,000 Hz; ch sep 29 dB at 1,000 Hz; 6.4 g \$95

AT110E Phono Cartridge

Bonded biradial stylus. Features 0.4 x 0.6-mil stylus; OFC coils. Output 4.5 mV; tracking force 1.0-2.0 g; FR 20-22,000 Hz; 7.0 g \$70

AT105 Phono Cartridge

Bonded uniradial stylus. Features 0.6-mil stylus; OFC coils. Output 4.5 mV; tracking force 1.5-2.5 g; FR 20-20,000 Hz; 7.0 g \$55

P-Mounted Series

AT152MLP Phono Cartridge

Square-shank nude-mounted stylus. Features paratoroidal OFC coils. Output 5.0 mV; tracking force 1.0-1.5 g; FR 5-35,000 Hz; ch sep 31 dB at 1,000 Hz \$250

AT132EP Phono Cartridge

Biradial nude-mounted stylus. Features 0.2 x 0.7-mil stylus; paratoroidal OFC coils. Output 5 mV; tracking force 1.0-1.5 g; FR 10-30,000 Hz; ch sep 30 dB at 1,000 Hz \$150

AT231LP Phono Cartridge

Linear-contact bonded stylus. Output 5.0 mV; tracking force 1.0-1.5 grams; FR 10-30,000 Hz; ch sep 31 dB at 1,000 Hz \$145

AT221EP Phono Cartridge

Biradial nude-mounted square-shank stylus; Features 0.2 x 0.7-mil stylus. Output 5 mV; tracking force 1.0-1.5 grams; FR 10-28,000 Hz; ch sep 31 dB at 1,000 Hz \$135

AT216EP Phono Cartridge

Biradial nude-mounted stylus. Features 0.3 x 0.7-mil stylus. Tracking force 1.0-1.5 g; FR 15-27,000 Hz; ch sep 29 dB at 1,000 Hz \$100

AT211EP Phono Cartridge

Biradial bonded stylus. Features 0.4 x 0.7 mil stylus. Output 5 mV; tracking force 1.0-1.5 g; FR 15-25,000 Hz; ch sep 29 dB at 1,000 Hz. \$75

AT201EP Phono Cartridge

Biradial bonded stylus. Features 0.4 x 0.7 mil stylus. Output 5 mV; tracking force 1.0-1.5 g; FR 20-25,000 Hz; ch sep 26 dB at 1,000 Hz. \$65

AT201P Phono Cartridge

Uniradial bonded stylus. Features 0.6-mil stylus. Output 5 mV; tracking force 1.0-1.5 g; FR 20-22,000 Hz; ch sep 26 dB at 1,000 Hz ... \$55

BANG & OLUFSEN

MMC Series Phono Cartridges

All MMC cartridges feature an armature mounted perpendicular to crystal sapphire can-

tilever; multiradial diamond; four high-output, low-imp coils.

MMC-1. Diamond contact line 0.1 x 0.1 mm sq.; nude stylus bonding; sapphire-tube cantilever; recommended tracking force 1 g; FR 20-20,000 Hz \pm 1 dB; 1.6 g \$500

MMC-2. Diamond contact line 0.12 x 0.12 mm sq.; nude stylus bonding; sapphire-tube cantilever; recommended tracking force 1 g; FR 20-20,000 Hz \pm 1.5 dB; 1.6 g \$270

MMC-3. Diamond elliptical 0.15 x 0.15 mm sq.; nude stylus bonding; tapered aluminum-tube cantilever; recommended tracking force 1 g; FR 20-20,000 Hz \pm 2 dB; 1.6 g \$170

MMC-4. Diamond elliptical 0.20 mm round; titanium stylus bonding; tapered aluminum-tube cantilever; recommended tracking force 1.2 g; FR 20-20,000 Hz \pm 2.5 dB; 1.6 g \$100

MMC-5. Diamond elliptical 0.25 mm round; titanium stylus bonding; tapered aluminum-tube cantilever; recommended tracking force 1.5 g; FR 20-20,000 Hz \pm 3 dB; 1.6 g \$70

DENNESEN ELECTROSTATICS

ABL-T-1 Tonearm

Air-bearing lateral-tracking tonearm includes air pump. Entire arm-tube removable. Stylus overhang 0 mm; overall length and effective length adjustable. 1.5 lb (with pump) .. \$2,000

DENON

DL-160 Moving-Coil Phono Cartridge

Output 1.6 mV at 50 mm/sec; FR 20-50,000 Hz; sep 28 dB at 1,000 Hz; tracking-force range 1.6 g \pm 0.3. Cartridge weight 4.8 g \$115

DL-110 Moving-Coil Phono Cartridge

Output 1.6 mV at 50 mm/sec; FR 20-45,000 Hz; sep 25 dB at 1,000 Hz; tracking-force range 1.8 \pm 0.3 g. Cartridge weight 4.8 g \$85

EMINENT TECHNOLOGY

Model 2 Straight Tonearm

Straight-line-tracking, air-bearing tonearm with adjustable VTA/SRA over arc while playing record. Tracking-force range 0-5 g; effective mass 5-20 g vertical, 20-30 g horizontal. Overall length 290 mm; effective length 180 mm; total mass 400 g \$1,250

EPOCH BY STANTON

Epoch II Series Model HZ9S Cartridge

MM cartridge with Stereohedron II stylus. Output 0.8 mV; FR 10-25,000 Hz; ch sep 35 dB at 1,000 Hz, 22 dB at 10,000 Hz; tracking force 0.75-1.5 g. Cartridge weight 4 g \$250

LZ9S Phono Cartridge

Stereohedron II stylus. Output 0.04 mV; FR 10-50,000 Hz, ch sep 35 dB at 1,000 Hz, 22 dB at 10,000 Hz; tracking force 0.75-1.5 g. Cartridge weight 3.8 g \$250

HZ8S Phono Cartridge

Stereohedron II stylus. Output 0.8 mV; FR 10-20,000 Hz; ch sep 35 dB at 1,000 Hz, 22 dB at 10,000 Hz; tracking force 0.75-1.5 g. Cartridge weight 4 grams \$190

LZ8S Phono Cartridge

Stereohedron II stylus. Output 0.04 mV; FR 10-

20,000 Hz; ch sep 35 dB at 1,000 Hz, 22 dB at 10,000 Hz; tracking force 0.75-1.5 g. Cartridge weight 3.8 g \$190

HZ7S Phono Cartridge

Stereohedron II stylus. Output 0.8 mV; FR 10-20,000 Hz; ch sep 30 dB at 1,000 Hz, 15 dB at 10,000 Hz; tracking force 0.75-1.25 g. Cartridge weight 4 g \$120

HZ6E Phono Cartridge

Elliptical stylus. Output 0.8 mV; FR 10-20,000 Hz; ch sep 30 dB at 1,000 Hz, 15 dB at 10,000 Hz; tracking force 0.75-1.25 g. Cartridge weight 4 g \$95

GOLDRING BY MUSIC HALL

Excel Moving-Coil Phono Cartridge

Van den Hul I stylus. Neodymium magnet, rosewood frontpiece, aluminum sideplates and rigid body. FR 20-30,000 Hz \pm 2 dB; ch sep 25 dB at 1,000 Hz; tracking force 1.7 g ... \$1,195

Elite Moving-Coil Phono Cartridge

Gyger I stylus. FR 20-30,000 Hz \pm 2 dB; ch sep 25 dB at 1,000 Hz; tracking force 1.7 g ... \$495

Eroica Moving-Coil Phono Cartridge

Available in high- and low-output versions. Low output: FR 20-30,000 Hz \pm 2 dB; ch sep 25 dB at 1,000 Hz; tracking force 1.7 g \$325
High output: FR 20-22,000 Hz \pm 3 dB; ch sep 25 dB at 1,000 Hz; tracking force 1.7 g \$275

Epic II Phono Cartridge. FR 20-20,000 Hz \pm 3

dB; ch sep 20 dB at 1,000 Hz; tracking force 1.75 g \$99

Elan Phono Cartridge. FR 20-20,000 Hz \pm 3 dB;

ch sep 20 dB at 1,000 Hz; tracking force 2.0 g \$60

1000 Series

MM phono cartridges with interchangeable styli.

Model 1042. Gyger S stylus. FR 20-20,000 Hz \pm 2 dB; ch sep 25 dB at 1,000 Hz; tracking force 1.75 g \$250

Model 1022. As above, Gyger II stylus ... \$175

Model 1012. As above, Gyger I stylus ... \$125

GRADO

Z2+ Phono Cartridge

0.15 x 0.9-mil stylus. Features moving-iron design; P-mounting/standard mounting. Output 1.4 mV at 5 cm/sec; FR 10-60,000 Hz; ch sep 25 dB at 10,000 Hz; tracking force 1.5 g. Cartridge weight 5 g \$265
Replacement stylus \$110

Z1+ Phono Cartridge

0.2 x 0.2-mil stylus. Features moving-iron design; P-mounting/standard mounting. Output 1.4 mV at 5 cm/sec; FR 10-60,000 Hz; ch sep 25 dB at 10,000 Hz; tracking force 1.5 g. Cartridge weight 5 g \$180
Replacement stylus \$75

Z+ Phono Cartridge

Elliptical stylus. Features moving-iron design; P-mounting/standard mounting. Output 4 mV at 5 cm/sec; FR 10-55,000 Hz; tracking force 1-2 g. Cartridge weight 5.5 g \$130
Replacement stylus \$55

Signature Jr. Phono Cartridge

0.2 x 0.2-mil stylus. Features flux-bridge de-

CARTRIDGES & TONEARMS

sign; standard mounting. Output 5 mV at 5 cm/sec; FR 10-60,000 Hz; ch sep 35 dB at 1,000 Hz, 25 dB at 10,000 Hz; tracking force 1.5 g. Cartridge weight 5 g \$125
Replacement stylus \$63

ZF1 + Phono Cartridge

Elliptical stylus. Features moving-iron design; P-mounting/standard mounting. Output 4 mV at 5 cm/sec; FR 10-55,000 Hz; ch sep 25 dB at 10,000 Hz; tracking force 1-2 g. Cartridge weight 5.5 g \$110
Replacement stylus \$45

ZF2+ Phono Cartridge

Elliptical stylus. Features moving-iron design; P-mounting/standard mounting. Output 4 mV at 5 cm/sec; FR 10-55,000 Hz; ch sep 25 dB at 10,000 Hz; tracking force 1-2 g. Cartridge weight 5.5 g \$86
Replacement stylus \$36

DJ-100 Phono Cartridge

Two elliptical styli. Features moving-iron design; standard mounting. Output 4 mV at 5 cm/sec; FR 10-50,000 Hz; ch sep 25 dB at 10,000 Hz; tracking force 2-5 g. Cartridge weight 5.5 g \$85
Replacement styli \$55/pr

ZF3E + Phono Cartridge

Elliptical stylus. Features moving-iron design; P-mounting/standard mounting. Output 4 mV at 5 cm/sec; FR 10-55,000 Hz; ch sep 25 dB at 10,000 Hz; tracking force 1-2 g. Cartridge weight 5.5 g \$69
Replacement stylus \$33

ZCE + 1 Phono Cartridge

Elliptical stylus. Features moving-iron design; P-mounting/standard mounting. Output 4 mV at 5 cm/sec; FR 10-50,000 Hz; ch sep 20 dB at 10,000 Hz; tracking force 1-2 g. Cartridge weight 5.5 g \$55
Replacement stylus \$30

ZCE + Phono Cartridge

Elliptical stylus. Features moving-iron design; standard mounting. Output 4 mV at 5 cm/sec; FR 10-50,000 Hz; ch sep 20 dB at 10,000 Hz; tracking force 2-3 g. Cartridge weight 5.5 g \$45
Replacement stylus \$28

ZTE + Phono Cartridge

Elliptical stylus. Features moving-iron design; standard mounting. Output 4 mV at 5 cm/sec; FR 10-50,000 Hz; ch sep 25 dB at 10,000 Hz; tracking force 2-3 g. Cartridge weight 5.5 g \$38
Replacement stylus \$21

ZTE + 1 Phono Cartridge

Elliptical stylus. Features moving-iron design; P-mounting/standard mounting. Output 4 mV at 5 cm/sec; FR 10-50,000 Hz; tracking force 1-2 g. Cartridge weight 5.5 g \$33
Replacement stylus \$20

KOETSU

Cartridges are made of samarium-cobalt, neodymium, and platino-ferric magnets with an iron core and stress-free copper windings.

Rosewood Pro IV Cartridge \$3,995
Urushi \$2,775

Series 90 MIC Cartridge

Rosewood Signature \$2,150
Retipping service \$1,200
Rosewood MKII \$1,595
Rosewood \$1,250
Retipping service \$700

JOHN MAROVSKIS

JMAS MIT-1 Moving-Coil Phono Cartridge

Van den Hul stylus. Features moving-coil mechanism; standard mounting. Output 0.25 mV at 1,000 Hz and 5 cm/sec; FR 10-10,000 Hz ± 1 dB, 10,000-20,000 Hz ± 3 dB; ch sep 25 dB at 1000 Hz; tracking force 2.25-2.5 g. Cartridge weight 5.5 g \$550
Replacement stylus \$275

MONSTER CABLE

Sigma Genesis 2000 Moving-Coil Cartridge

Induced symmetrical-field-canceling circuitry; unique symmetrical coil construction; diamond carbon-coated boron cantilever with air-response damper and MK II stylus \$1,250

Alpha Genesis 1000 Mk II Phono Cartridge

Moving coil design. Low-output; diamond-splattered cantilever; phase-corrected coils \$800
Alpha Genesis 500. Step-down version of Alpha Genesis 1000 Mk II \$500

MUSIC HALL

Bullet Phono Cartridge

Highly modified Audio-Technica cartridge with elliptical stylus \$125

NAIM AUDIO

ARO Tonearm

Features unipivot design. Outrider and balanced weight assembly; adjustable arm height. Effective length 230 mm; overhang 18 mm; cartridge weight 5.5-12 g; cartridge-mounting height 40-55 mm \$1,695
ARO Arm Top \$895
ARO-MATIC Arm Lift \$225

ORACLE

SME/345 Tonearm

Pivoting design. Features static tracking-force adjustment; spring antiskating method; detachable headshell; adjustable VTA. Effective length 233 mm; effective mass 9.5 g; cartridge weight range 5-10 g \$1,595
Black. Gold ORACLE lettering \$1,795

Beta Tonearm

Pivoting design. Features static tracking-force adjustment; spring antiskating method; adjustable VTA. Effective length 229 mm; effective mass 9.5 g; cartridge weight range 4-5 g. Black finish \$350

ORTOFON

Orthophase Moving-Coil Phono Cartridges

MC300011

Low-mass (0.25 mg) moving-coil system. Features proprietary Ortofon Fg Replicant 100 stylus mounted on rigid aluminum conical cantilever; carbon-fiber armature wound with pure silver coils and neodymium permanent magnet. Output voltage at 1,000 Hz 5 cm/sec 0.1 mV; ch sep at 1,000 Hz 25 dB; FR 5-90,000 Hz +4, -1 dB; weight 9.5 g \$1,500

MC30 MKII

Extruded aluminum body, carbon-fiber support system, and silver-coil windings. Stylus replicant 80. Output 0.25 mV at 1,000 cm/sec; FR 20-40,000 Hz; sep 25 dB at 1,000 Hz; tracking ability at recommended tracking force 90 μ m; weight 9 g \$600

MC20 Super

Extruded aluminum body. Features van den Hul stylus; carbon-fiber support system. Output 0.25 mV at 1,000 cm/sec; FR 15-40,000 Hz; sep 25 dB at 1,000 Hz; tracking-force range 1.5-1.9 g; cartridge weight 9 g \$350

MC10 Super

Elliptical nude stylus. Vertical tracking angle 20°, output 0.25 mV at 1 kHz, 5 cm/sec; FR 20-20,000 Hz ± 1 dB; tracking force 1.5 g; 7 g \$120

High-Output Moving-Coil Cartridges

X5MC

High-output MM cartridge. Features Fg type 2 nude diamond stylus. High-output/low-moving mass achieved through focused magnetic field and 230 coil windings per pole piece. Output 2 mV at 5 cm/sec. FR 15-40,000 Hz +4 -1.5 dB; sep >25 dB at 1,000 Hz. weight 4.1 g \$300

X3-MC

High-output MM cartridge. Features focused magnetic field for high output with low-moving mass (230 coil windings per pole piece) and nude fine-line diamond. Output 2 mV at 5 cm/sec; FR 20-40,000 Hz +4, -1.5 dB; tracking-force range 1.8-2.2 g; cartridge weight 4.1 g; vertical tracking angle 23° \$200
X3-MCP. P-mount version of above \$200

X1-MC

High-output cartridge with low-moving mass aluminum cantilever and elliptical diamond. Output 2 mV at 5 cm/sec; FR 20-30,000 Hz +4, -1.5 dB; sep >22 dB at 1,000 Hz; tracking-force range 1.75-2.2 g; cartridge weight 4.1 g; vertical tracking angle 23° \$100
X1-MCP. P-mount version of above \$100

Diamond Collection 500 Series MM Cartridges

Model 540

MM cartridge using proprietary slotted-pole pin construction. Patented locking stylus guard to secure stylus to cartridge body, avoiding unwanted resonances. Square-shank nude diamond Fg type 1. Output at 3 mV at 1 kHz per 5 cm/sec. FR 20-28 kHz +4, -1 dB; sep >25 dB; tracking force range from 1-1.5 g; weight 5 g \$300
530. Similar to 540, square-shank nude fine-line diamond. FR 20-25,000 Hz \$225
520. Similar to 530, square-shank nude elliptical diamond. Sep 23 dB; FR 20-23,000 Hz \$150
510. Similar to 520, elliptical stylus \$75

Optimum-Mass Phono Cartridges

OM-40 Gold

Variable-magnet-shunt cartridge with individually calibrated van den Hul stylus. Output 3.5 mV at 1,000 cm/s; FR 20-30,000 Hz; sep 25-1,000 dB at 1,000 Hz; tracking-force range 1-1.5 g; cartridge weight 5 or 2.5 g \$300

OM-30 Super

Low-mass variable-magnet-shunt phono cartridge. Features plastic cartridge body for rigidity and low weight; copper coils; nude fine-line diamond stylus; tracking force 1.25 grams; FR 20-27,000 Hz; output voltage at 1,000 Hz (5 cm/sec) 3.5 mV; ch sep at 1,000 Hz >25 dB \$225
OMP-30. P-mount version of above; 6 g .. \$225

OM-20 Super

Similar to OM-30, except stylus is more rectangular; designed for medium-weight tonearms; FR 20-22,000 Hz; output voltage at 1,000 Hz (5 cm/sec) 4 mV \$150
OMP-20. P-mount version of above; 6 g .. \$150

CARTRIDGES & TONEARMS

OM-10 Super

Similar to OM-20. For heavier tonearms; tracking force 1.5 gram; FR 20-20,000 Hz; output voltage at 1,000 Hz (5 cm/sec) 4 mV; ch sep at 1,000 Hz 22 dB \$75
OMP-10. P-mount version of above; 6 g... \$75
OM-5E. Similar to OM-10, for heavier tonearms. Tracking force 1-5 g; FR 20-20,000 Hz \$50
OMP-5E. P-mount version of above \$50
OM-3E. Similar to OM-5E \$35

Universal Series Phono Cartridges

TM20U

Variable-magnetic-shunt cartridge with square-shank nude elliptical diamond and universal mount. Output 4 mV at 1 kHz, 5 cm/sec; FR 20-25,000 Hz; bal/sep. 1.5/25 dB; weight 6 g. \$129

TM14U

Elliptical diamond stylus and universal mount. FR 20-20,000 Hz; output 4.5 mV; sep/balance 25/1.5 dB at 1 kHz; equivalent stylus tip mass 0.5 mg; tracking force 1.25 g \$89

TM7U

Elliptical diamond stylus and universal mount. FR 20-20,000 Hz; output 5 mV at 1 kHz, 5 cm/sec; sep/balance 22/2 dB at 1 kHz; tracking force 1.25 g; equivalent tip mass 0.5 mg; recommended load 47 kilohms/200 pF \$60

FF15XE MkII

Variable-magnetic-shunt cartridge with 8- μ m elliptical-diamond stylus tip. Output 3.2 mV at 1 kHz, 1 cm/sec; FR 20-20,000 Hz; balance/sep 2 dB/20 dB at 1 kHz; compliance 20 μ m/mN (horizontal, vertical); tracking-force range 1.5-3 g; 5 g \$50

Pro Series Moving-Magnet Cartridge Kits

Concorde Pro

MM cartridge kit with one Concorde integrated pro body and two spherical pro styli. FR 20-20,000 Hz; output 5 mV at 1,000 Hz 5 cm/sec; sep/balance at 1 kHz 20/2 dB; cartridge weight 16 g \$100

OM Pro

MM-cartridge kit with one OM Pro body and 2 pro styli. Features spherical stylus and aluminum cantilever. Output 5 mV at 5 cm/sec; FR 20-18,000 Hz \pm 3 dB; sep 20 dB at 1,000 Hz; tracking 3-5 g; cartridge weight 5 g \$50
Stylus Pro. Replacement stylus \$22

PICKERING

XSV/5000 Phono Cartridge

Cartridge with nude Stereohedron diamond stylus tip. Includes Dustamatic brush; replacement stylus D5000. Output 3.8 mV; FR 10-50,000 Hz; tracking force 0.5-1.5 g \$275

XV-15/625E Phono Cartridge

Elliptical stylus. Includes Dustamatic brush; replacement stylus. Output 4.4 mV at 5.5 cm/sec; FR 10-25,000 Hz; 0.3 x 0.7-mil; tracking force 0.75-1.5 g; sep 35 dB \$110

XV-15/625DJ Phono Cartridge

Elliptical stylus. Designed for disco use. Output 0.8 mV/cm/sec; sep 30 dB; tracking force 1-4 g; 0.3 x 0.7-mil stylus \$82

XV-15/150DJ Phono Cartridge

Extra-high-output (8 mV) cartridge; designed for amateur and home DJ's. FR 10-20,000 Hz; ch sep 28 dB; stylus tip 0.7 mil spherical; tracking force 2-4 g \$79

P-Mount Phono Cartridges

TL625DJ. P-mount cartridge. Includes replacement stylus DJL. Output 4.4 mV; FR 20-20,000 Hz; tracking force 3.5-4 g \$82
TLE Type 2. Elliptical stylus. Output 3.0 mV; FR 10-22,000 Hz; tracking force 0.75-1.5 g \$60
TLE. Elliptical stylus. Output 4.4 mV; FR 10-20,000 Hz; tracking force 0.75-1.5 g \$55
TL-1. Elliptical stylus. Standard P-mount, 2-coil moving magnet. Output 4.4 mV; FR 10-20,000 Hz; tracking 0.75-1.5 g \$37

V15-DJ Phono Cartridge

Spherical cartridge (standard .5-in mount); output 4.4 mV; tracking 2-5 g, 5.5 g \$43

PIONEER

PC-295T Phono Cartridge

T4P P-mount cartridge; induced-magnet design. FR 10-33,000 Hz; output voltage 2.5 mV; tracking force 1.25 g \$80
PN-295T. Replacement stylus \$35

PC-300T Phono Cartridge

T4P P-mount cartridge; induced-magnet design. FR 10-33,000 Hz; output voltage 2.5 mV; tracking force 1.25 g \$80
PN-300T. Replacement stylus \$30

PC-290T Phono Cartridge

T4P P-mount cartridge; induced-magnet design. FR 10-33,000 Hz; output voltage 2.5 mV; tracking force 1.25 g \$70
PN-290T. Replacement stylus \$30

PC-5MC Moving-Coil Phono Cartridge

High-output MC cartridge. FR 10-32,000 Hz; output voltage 2 mV; tracking force 1.7-2.3 g \$54
PN-5MC. Replacement stylus \$32

PC-250T Phono Cartridge

T4P P-mount cartridge. FR 10-30,000 Hz; output voltage 2.5 mV; tracking force 1-1.5 g \$50
PN-250T. Replacement stylus \$20

REALISTIC BY RADIO SHACK

V15 Realistic/Shure Phono Cartridge

Cartridge featuring stabilizer; viscous damping for tracking warped records. Tracking force 1.25-1.75 g; FR 5-30,000 Hz \$80

RXP3 Realistic/Shure Phono Cartridge

P-mount; elliptical diamond stylus; tracking force 1.25 g \$30

RS500DJ Realistic/Stanton Phono Cartridge

Pro Series cartridge featuring back-cues and scratch mixes; tracking force 2.5 g \$30
RS00DJ. Replacement stylus \$20

RX1500 Phono Cartridge

Dual-magnet cartridge with diamond elliptical stylus; tracking force 1-1.5 g \$30

R47XT Realistic/Shure Phono Cartridge

Elliptical diamond stylus (10 x 18 microns); tracking force 1.75-2.25 g; sep 20 dB \$27

R25XT Realistic/Shure Phono Cartridge

Elliptical diamond stylus (10 x 18 microns); tracking force 2.5-3.5 g \$20

RENAISSANCE

Renaissance Moving-Coil Phono Cartridge

Features neodymium-iron-boron magnet, proprietary coil winding. FR 8-75,000 Hz; ch sep 30 dB at 1,000 Hz; tracking force 1.9 grams; 5 grams \$1,048

REVOLVER BY MUSIC HALL

Revolver Super Tonearm

Similar to Revolver Straight Tonearm, but with larger zero-free-play bearings \$550

Revolver Straight Tonearm

Statically balanced pivoted direct-coupled tonearm with zero-free-play precision ball races. Features decoupled counterweight. Tracking force 2-10 grams; offset angle 23.5°; stylus overhang 18 mm. Overall length 285 mm; effective length 228 mm; 393 grams \$220

SHINON

Red Boron Moving-Coil Phono Cartridge

Microridge stylus. Damped aluminum alloy body, Boron cantilever. Frequency response 15-45,000 Hz; separation 20 dB at 1,000 Hz; output 0.8 mV at 1,000 Hz at 5 cm/sec; tracking force 1.7g \pm 0.2 g, 8 grams \$850
Replacement stylus \$425

SAPHIC Moving-Coil Phono Cartridge

Line-contact stylus, laser-bored sapphire cantilever. FR 15-45,000 Hz; sep 20 dB at 1,000 Hz; output 0.2 mV at 1,000 Hz at 5 cm/sec; tracking force 1.8 g \pm 0.2 g, 6.9 g \$510
Replacement stylus \$255

MV 2.5 Moving-Coil Phono Cartridge

Line-contact stylus, laser-bored sapphire cantilever. FR 15-40,000 Hz; sep 21 dB at 1,000 Hz; output 2.5 mV at 1,000 Hz at 5 cm/sec; tracking force 1.8 g \pm 0.2 g, 6.9 g \$465
Replacement stylus \$170

TITAN Moving-Coil Phono Cartridge

Super elliptical stylus, titanium cantilever. FR 10-50,000 Hz; sep 26 dB at 1,000 Hz; output 0.4 mV at 1,000 Hz at 5 cm/sec; tracking force 1.5 g \pm 0.2 g, 6.6 g \$255
Replacement stylus \$125

Black Mag Super Phono Cartridge

Microridge nonreplaceable stylus. FR 10-35,000 Hz; sep 30 dB at 1,000 Hz; output 2.8 mV at 1,000 Hz, 5 cm/sec; tracking force 1.2-1.5 g, 6.8 g \$170

SHURE

ULTRA 500 Phono Cartridge

Similar to V15 type V/MR (below), plus other features. Total effective mass 0.165 mg; dynamic vertical stylus compliance at 10 Hz 20 μ cm/dyne; output at 1,000 Hz; 5 cm/sec peak velocity; 3.2 mV \$415

V15VMR Phono Cartridge

MM cartridge with improved stylus tip and beryllium stylus shank. Output 3.2 mV at 1,000 Hz (5 cm/sec peak velocity); FR 10-28,000 Hz; sep 25 dB at 1,000 Hz; tracking force 1.0 g; replacement stylus VN5MR \$297

VST V Phono Cartridge

Features beryllium, telescoped stylus shank; hyperelliptical stylus tip; dynamic stabilizer; Side-Guard stylus-protection system. FR 10-35,000 Hz; trackability at 10,000 Hz 72 cm/sec; ch sep at 1,000 Hz 25 dB \$180

M110HE Phono Cartridge

Features telescoped stylus shank, hyperelliptical tip, and Side-Guard stylus protection system; rigid, low-mass converter allows mounting to either conventional 0.5-in-mount tonearms or all P-mount tonearms; Replacement stylus N110HE \$123

CARTRIDGES & TONEARMS

VST III Phono Cartridge

MM cartridge. Features beryllium stylus shank; hyperelliptical stylus tip; telescoped stylus shank; dynamic stabilizer; Side-Guard stylus-protection system. FR 10-20,000 Hz; trackability at 10,000 Hz 56 cm/sec; ch sep at 1,000 Hz 25 dB \$105
VST III-P. As above, P-mount \$95

SC39EJ Phono Cartridge

Features biradial stylus; Side-Guard stylus-protection system; output voltage 4 mV; FR 20-20,000 Hz; ch bal within 2 dB; ch sep 20 dB at 1,000 Hz; tracking force 1.5-3 g \$78

M104E Phono Cartridge

Cartridge with 0.2 x 0.7 mil elliptical stylus-tip and tubular heat-treated aluminum stylus shank. P-mount compatible and includes rigid 0.5-in-mount converter. Output 5.0 mV at 1 kHz (5 cm/sec peak velocity); FR 20-20,000 Hz; sep 25 dB; tracking force 1.25 g. Replacement stylus N104E \$78

M55E Phono Cartridge

MM cartridge. Output 6.2 mV at 5 cm/sec peak velocity (1 kHz); FR 20-20,000 Hz; tracking force 0.75-2 g; sep 20 dB (1 kHz); 0.2 x 0.7-mil biradial (elliptical) stylus; replacement stylus N55E \$73

M44E Phono Cartridge

MM cartridge. Output 9.5 mV at 5 cm/sec peak velocity (1 kHz); FR 20-20,000 Hz; tracking force 1.75-4 g; sep 20 dB (1 kHz); 0.4 x 0.7-mil biradial (elliptical) stylus; replacement stylus N44E \$64

M44G Phono Cartridge

Features flip-down stylus guard; 15-micron spherical stylus tip. Tracking force 0.75-1.25 grams; FR 20-20,000 Hz; ch bal within 2 dB; ch sep at 1,000 Hz 20 dB; output 6.2 mV \$59

M44C Phono Cartridge

Features flip-down stylus guard; 15-micron spherical stylus tip. Tracking force 3-5 grams; FR 20-20,000 Hz; ch bal within 2 dB; ch sep at 1,000 Hz 20 dB; output 6.2 mV \$57

M44T Phono Cartridge

Features flip-down stylus guard; 15-micron spherical stylus tip. Tracking force 1.5-3 grams; FR 20-20,000 Hz; ch bal within 2 dB; ch sep at 1,000 Hz 20 dB; output 6.2 mV \$57

M99E Phono Cartridge

Heat-treated tubular-aluminum stylus shank and 0.2 x 0.7 mil elliptical stylus tip. P-mount compatible; fits conventional 0.5-in-mount tonearms with rigid converter. Output 5.0 mV at 1 kHz (5 cm/sec peak velocity); FR 20-20,000 Hz; ch sep 20 dB at 1 kHz; tracking force 1.25 g. Replacement stylus N99E \$56

SC35C Phono Cartridge

Features spherical stylus; output voltage 5 mV; FR 20-20,000 Hz; ch bal within 2 dB; channel separation 20 dB at 1,000 Hz; tracking force 4-5 grams \$50

M92E Phono Cartridge

Heat-treated tubular-aluminum stylus shank and 0.4 x 0.7 mil elliptical stylus tip. P-mount compatible and fits conventional 0.5-in-mount tonearms with rigid converter. Output 5.0 mV at 1 kHz (5 cm/sec peak velocity); frequency response 20-18,000 Hz; channel separation 20 dB at 1,000 Hz; tracking force 1.25 g. Replacement stylus N92E \$34

SIGNET

Analog Master Series

AM50s Phono Cartridge

Bench-crafted, standard-mount, twin-flux design featuring PCOCC wire; gold-plated beryllium cantilever; square-shank MicroLine stylus. FR 5-37,000 Hz; output 5.0 mV at 5 cm/sec; tracking force 0.8-1.8 g. Cartridge weight 6 g... \$350

AM40s Phono Cartridge

Bench-crafted, standard-mount, twin-flux design featuring PCOCC wire; tapered beryllium cantilever; nude straight-line-contact stylus. FR 5-35,000 Hz; output 5.0 mV at 5 cm/sec; tracking force 0.8-1.6 g. Cartridge weight 6 g... \$275

AM30s Phono Cartridge

Bench-crafted, standard-mount, twin-flux design featuring PCOCC wire; thin-wall alloy tapered cantilever; 0.3 x 0.7-mil nude elliptical stylus. FR 5-30,000 Hz; output 5.0 mV at 5 cm/sec; tracking force 0.8-1.6 g. Cartridge weight 6 g \$225

AM20s Phono Cartridge

Bench-crafted, standard-mount, twin-flux design featuring PCOCC wire; thin-wall alloy tapered cantilever; 0.3 x 0.7-mil nude elliptical stylus. FR 10-30,000 Hz; output 5.0 mV at 5 cm/sec; tracking force 0.9-1.9 g. Cartridge weight 6 g \$195
AM20p. P-mount version of above \$195

AM10s Phono Cartridge

Bench-crafted, standard-mount, twin-flux design featuring PCOCC wire; thin-wall aluminum cantilever; 0.3 x 0.7-mil miniature nude elliptical diamond stylus. FR 15-25,000 Hz; output 5.0 mV at 5 cm/sec; tracking force 1.3-2.3 g. Cartridge weight 6 g \$125
AM10p. P-mount version of above \$125

Moving Coil Series

AT-ART1 Phono Cartridge

Dual MicroCoil design; 0.1 mm MicroLine nude square-shank diamond stylus; diamond-coated, tapered boron cantilever; PCOCC 6N coils. Output 0.35 mV at 5 cm/sec; FR 15-50,000 Hz; tracking force 1.4-1.8 g. Cartridge weight 9.5 g \$1,300

AT-OC9 Phono Cartridge

Dual MicroCoil design; 0.2 x 0.7-mil biradial nude diamond stylus; gold-plated beryllium cantilever; PCOCC coils. Output 0.4 mV at 5 cm/sec; FR 15-50,000 Hz; tracking force 1.25-1.75 g; cartridge weight 7.8 g \$400

AT-F5 Phono Cartridge

Dual MicroCoil design; 0.2 x 0.7-mil biradial nude diamond stylus; beryllium cantilever; PCOCC coils. Output 0.3 mV at 5 cm/sec; FR 15-50,000 Hz; tracking force 1.25-1.75 g; cartridge weight 5 g \$250

Standard Series

Model 103 Phono Cartridge

Universal-mount, 0.4 x 0.7-mil elliptical stylus. Output 5.0 mV at 5 cm/sec; FR 15-25,000 Hz; channel separation 29 dB at 1,000 Hz; tracking force 1.6 g \$90

Model 101 Phono Cartridge

Universal-mount; 0.6-mil stylus. Output 5.0 mV at 5 cm/sec; FR 20-20,000 Hz; ch sep 24 dB at 1,000 Hz; tracking force 1.6 g \$60

Model 100 Phono Cartridge

1/2-in mount; 0.4 x 0.7-mil elliptical stylus. Output 4.2 mV at 5 cm/sec; FR 20-22,000 Hz; ch sep 22 dB at 1,000 Hz; tracking force 1.5-2.5 g \$60

SIMPLY PHYSICS

Signature Series Linear Tonearm

Features arm wand. Stylus azimuth is adjustable by means of infinite locking systems; dual air/pump regulation tank arm-mounting base and air-tube block are machined alloy assemblies; single point and self aligning VTA lock; van den Hul mono crystal silver wire; Sound Connections RCA jacks \$2,000

SPECTRAL

MCR-Select Moving-Coil Phono Cartridge

Super-polished line-contact stylus with aluminum cantilever. FR 10-40,000 Hz; ch sep >35 dB; tracking force 1.8 g. Cartridge weight 9.5 g \$890
MCR-Signature. Similar to above, with ceramic-laminate damping and resonance controls. Cartridge weight 8.9 g \$1,190

STANTON

Calibration Series

Collector's Series 100 Phono Cartridge

Output 0.6 mV/cm/sec; FR 10-50,000 Hz, 20-20,000 Hz \pm 1 dB; bal/sep 1/35 dB (1 kHz); load imp 47 kilohms; load capacitance 275 pF; tracking force .75-1.5 g; 0.3 x 2.8-mil Stereohedron II-diamond stylus; 5.5 g. Replacement stylus CS100 \$300

881S Mk IIs Phono Cartridge

Output 0.9 mV/cm/sec; FR 10-25,000 Hz (individually calibrated to 20,000 Hz); bal/sep \pm 1 dB/35 dB (1 kHz); load imp 47 kilohms; load capacitance 275 pF; tracking force 0.75-1.25 g; nude-Stereohedron stylus; 5.7 g with self-supporting (1 g) brush; white with silver handle, white brush; replacement stylus D81S, D810 for mono LP's. D827 for 78s \$180

681EE MK II-S Phono Cartridge

Induced-magnet cartridge with Stereohedron II stylus-shape; dynamically improved cantilever assembly. Output 0.7 mV/cm/sec; FR 10-22,000 Hz; sep 35 dB at 1,000 Hz; tracking force 1 g \pm .25; cartridge 6.3 g \$130

Stereo Standard P-Mount Series

L747S Plug-In Phono Cartridge

Features Stereohedron stylus. FR 10,25,000 Hz; tracking force 0.75-1.5 g; output mV/cm/sec; sep 35 dB; 5.7 g. Replacement stylus D747S \$145

L727E P-Mount Phono Cartridge

Plug-in cartridge with 0.4 x 0.7-mil elliptical stylus. FR 10-25,000 Hz; tracking force .75-1.5 g; output 0.8 mV/cm/sec; sep 32 dB \$95

L725E P-Mount Phono Cartridge

Cartridge with elliptical stylus; tracking force 0.75-1.5 g; output 0.8 mV/cm/sec; FR 10-22,000 Hz; ch balance <2 dB; sep 28 dB. Replacement stylus D71EE. 5.7 g \$68

L720EE P-Mount Phono Cartridge

Elliptical stylus 0.3 x 0.7 mil; output 0.8 mV/cm/sec; FR 10-20,000 Hz; tracking .75-1.5 g; ch balance 2 dB; ch sep 28 dB. Replacement stylus D71EE. 5.7 g \$60

CARTRIDGES & TONEARMS

Disco Series

Model 680EL-MP Phono Cartridge

Matched pr of 680EL cartridges. Output 0.82 mV/cm/sec; FR 20-18,000 Hz; balance/separation $\pm 2/30$ dB (1 kHz); load capacitance 275 pF; tracking force 2-5 g; 0.4 x 0.7-mil elliptical-diamond stylus; 5.5 g. Replacement stylus D6800EL \$160

Model 890AL Phono Cartridge

Output 0.76 mV/cm/sec; FR 20-20,000 Hz; balance/separation $\pm 2/30$ dB (1 kHz); load resistance 47,000 ohms; tracking force 2-7 g; 0.7-mil spherical-stylus tip. Comes with extra stylus \$135

Model 500AL-MP Phono Cartridge

Matched pr of 500AL cartridges. Output 1.0 mV/cm/sec; FR 20-17,000 Hz ± 2 dB; balance/separation $\pm 2/28$ dB (1 kHz); load resistance 47,000 ohms; load capacitance 275 pF; tracking force 3-7 g; 0.7-mil spherical stylus; weight 5 g. Replacement stylus D5107AL \$130

L680EL Phono Cartridge

For P-Mount tonearms; auto compensation for higher tracking forces. Includes fluorescent-coated stylus. Output 1.1 mV/cm/sec; FR 20-18,000 Hz; sep 30 dB at 1,000 Hz; tracking force 3.5-4 g; weight 8.4 g. Replacement stylus D6800EL \$115

Model 680EL Phono Cartridge

Output 0.82 mV/cm/sec; FR 20-18,000 Hz; balance/separation $\pm 2/30$ dB (1 kHz); load imp 47 kilohms; load capacitance 275 pF; tracking force 2-5 g; 0.4 x 0.7-mil elliptical-diamond stylus; 5.5 g. Replacement stylus D6800EL. Extra stylus included \$115

Model 681SE Phono Cartridge (Calibrated)

Output 1 mV/cm/sec; FR 10-10,000 Hz ± 0.5 dB; 10,000 Hz to 20,000 Hz, individually calibrated; balance/separation ± 2 dB/35 dB (1 kHz); load imp 47 kilohms; load capacitance 275 pF; tracking force 2-4 g; 0.4 x 0.7-mil elliptical stylus; weight 5.5 g with self-supporting (1 g) brush. Replacement stylus D6800SE, D6810 for LP's, D6827 for 78's \$110

Model 68 AL Disco Cartridge

Output 1.1 mV/cm/sec; FR 20-18,000 Hz ± 2 dB; bal/sep $\pm 2/30$ dB (1 kHz); load resistance 47,000 ohms; load capacitance 275 pF; tracking force 2-5 g; 0.7-mil spherical-stylus tip; weight 5.5 g. Replacement stylus D6800AL. Extra stylus included \$100

L500AL Disco Cartridge

P-Mount MM cartridge; auto compensation for high tracking forces \$53
Model 500EL. As above, output FR 20-18,000 Hz; sep 30 dB at 1,000 Hz; tracking force 2-5 g; cartridge weight 5 g. Replacement stylus D5100EL \$62

Model 500AL Disco Cartridge

Output 1.0 mV/cm/sec; FR 20-17,000 Hz ± 2 dB; bal/sep $\pm 2/28$ dB (1 kHz); load resistance 47,000 ohms; load capacitance 275 pF; tracking force 3-7 g; 0.7-mil spherical stylus; weight 5 g. Replacement stylus D5107AL \$62

Stereo Standard Series

Includes "Longhair" brush.

Model 680 EE Phono Cartridge

Output 0.8 mV/cm/sec; FR 20-20,000 Hz; bal/sep $\pm 2/35$ dB (1 kHz); load imp 47 kilohms; 0.3 x 0.7-mil stylus tip; load capacitance 275 pF;

tracking force 0.75-1.5 g; weight 5.5 g. Replacement stylus D680 \$85

Broadcast Standard Series

Model 600EE Phono Cartridge

Output 1 mV/cm/sec; FR 20-20,000 Hz ± 2.5 dB; bal/sep $\pm 2/35$ dB (1 kHz); load imp 47 kilohms; load capacitance 275 pF; tracking force 1-2 g; 0.3 x 0.7-mil elliptical-diamond stylus; weight 5 g. Replacement stylus D6003EE, D6010 for LP's, D6027 for 78's \$66

Broadcast Series-Mark II

Model 500EE Mk II. Output 1 mV/cm/sec ± 2 dB; FR 10-20,000 Hz; bal/sep $\pm 2/35$ dB (1 kHz); tracking force .75-1.5 g; 0.3 x 0.7-mil elliptical-diamond stylus. Replacement stylus D50EE Mk II \$65
Model 500E Mk II. Output 1 mV/cm/sec ± 2 dB; FR 10-20,000 Hz; bal/sep $\pm 2/35$ dB (1 kHz); tracking force 1-2 g; 0.4 x 0.7-mil elliptical-diamond stylus; weight 5.5 g. Replacement stylus D50E Mk II \$60

SUMIKO

Kiseki Series

Lapis Lazuli Moving-Coil Phono Cartridge

MC cartridge with hyper-elliptical stylus, made of lapis lazuli. Diamond cantilever. Output 0.4 mV. Cartridge weight 11 g \$5,600

Blackheart Moving-Coil Phono Cartridge

Special hyper-elliptical stylus; boron cantilever. FR 20-50,000 Hz; output 0.4 mV; tracking force 1.8 g; total weight 7.5 g \$2,500

Agat Ruby Moving-Coil Phono Cartridge

Hyper-elliptical stylus. Ruby cantilever. Output 0.4 mV; FR 20-50,000 Hz; ch sep 30 dB; tracking force 2 g. Cartridge weight 11 g \$1,250
Purple Heart Sapphire. As above, sapphire cantilever; sendust armature. 7.5 g \$975
Blue Gold. As above, aluminum body; boron overlay cantilever. Cartridge weight 11 g. \$600

Virtuoso Series

Virtuoso DTI Moving-Coil Phono Cartridge

Diamond-titanium cantilever; van den Hul stylus. Output 1.8 mV; FR 15-32,000 Hz; tracking force 1.8-2.2 g. 7.5 g \$1,200
Virtuoso Boron. As above, boron cantilever \$850

Alchemist Series

Alchemist IIIS Moving-Coil Phono Cartridge

Samarium-cobalt magnet; zinc body; sapphire rod cantilever and van den Hul stylus. Output 1.8 mV; FR 10-60,000 Hz; ch sep 30 dB; tracking force 1.8-2.2 g. Cartridge weight 6.7 g ... \$495
Alchemist IIB. As above, boron cantilever. FR 15-32,000 Hz; ch sep 35 dB \$475
Alchemist IAT Moving-Coil Phono Cartridge

Aluminum/magnesium cantilever and elliptical stylus. FR 20-40,000 Hz; ch sep 25; tracking force 1.5-2.1 g. Cartridge weight 6.7 g ... \$300

Talisman Series

Talisman SvdH Moving-Coil Phono Cartridge

Van den Hul stylus. Sapphire-tube cantilever. Output 0.26 mV; FR 10-60,000 Hz; ch sep 30 dB; tracking force 1.8-2.2 g; weight 6.3 g ... \$235
Talisman AT. Similar to above, aluminum/magnesium cantilever and elliptical stylus. Output 0.20 mV; FR 20-40,000 Hz; ch sep 25 dB. . \$225
Talisman BvdH. As above, boron cantilever. FR

10-50,000 Hz; tracking force 1.5-2.1 g ... \$195

Oyster Series

Sumiko Blue Point Phono Cartridge

Moving coil design with elliptical stylus. Standard or P-mount. Output 3 mV; tracking force 1.25-1.7 g. 5.9 g \$125

Pearl Phono Cartridge

Elliptical stylus. Output 5 mV; ch sep 30 dB; tracking force 1.5-2.0 g. 6 g \$75

Black Pearl Phono Cartridge

Elliptical stylus. Output 5 mV; tracking force 1.5-2.0 g. Cartridge weight 6 g \$50

Oyster Phono Cartridge

MM cartridge with spherical stylus. Output 4 mV; FR 30-20,000 Hz; ch sep 25 dB; tracking force 1.5-2.5 g. Cartridge weight 5.3 g \$30

Tonearms

Each of the tonearms have cueing, antiskating, and vertical-tracking-angle adjustment.

SME Series V Straight Tonearm

Pivoted tonearm with 1-piece magnesium casting from headshell to rear of counterweight rails. Features captive ball-race bearings; silver wiring. Tracking force 0-3 g; overall length 11 1/2 in \$2,550

Series IV. Similar to Series V; static balanced vertical tracking; manually adjusted arm height \$1,850

SME 309 Tonearm

Pivoted tonearm with fixed cartridge mount. Tracking force 0-3 g; effective length 9 1/2 in; overall length 11 1/2 in \$1,195

Premier Studio Tonearm

Pivot design with azimuth adjustable removable headshell. Internally damped armtube; silver wire; overall length 12 in \$400

VAN DEN HUL

The following products are distributed by Payor Acoustics.

MM-1 System Phono Cartridge \$350

Moving-Coil Phono Cartridges

Aluminum housing has reference lines for adjustments. Cartridge comes with a 2-point alignment gauge and a spit-level balance to adjust azimuth; mounting holes are threaded for quick set up.

Grasshopper Phono Cartridge \$2,700

MC-One Moving-Coil Phono Cartridge

For use with high-performance preamps. Fast action/reaction between stylus/record groove. Output 0.8 mV; tracking force 1.3-1.5 g \$1,125
 Available in 47,000-ohm version \$1,175

MC-10 Moving-Coil Phono Cartridge \$825

WHEATON MUSIC

Tri-Planar III Ultimate Tonearm

Features Cardas tonearm wiring; clamping yoke allowing azimuth rotation of headshell; hardened, polished needle cones; lead-inserted headshell damping treatment. Stylus-to-pivot distance 250 mm; offset angle to 22°; stylus overhang 16.5 mm \$1,995

RECEIVERS

ACOUSTIC RESEARCH

X-07 70-W/ch Receiver

Features A/V dubbing; close-tolerance metal-film resistors and film capacitors; concealed-bass, midrange, treble, balance, loudness, mono, tape, VCR, tuning, and speaker-switching; 8 AM/8 FM station presets; gold-plated phono inputs. Inputs for MM/MC phono, tape 1/2, CD, VCR 1/2, and aux. Amp: 70 W/ch cont avg from 20-20,000 Hz into 8 ohms with 0.03% THD, 80 W/ch into 4 ohms; S/N 100 dBA. Tuner: FM section 50-dB quieting sens stereo 40 V (37.2 dBf); FM S/N (at 65 dBf) 75 dB stereo, 80 dB mono; THD stereo 0.3%; cap ratio 1.0 dB; AM rejection 60 dB; alt-ch sel 70 dB. 3¼ x 17 x 15½ in; 25.1 lb \$800
RC-03. Remote control for above \$25

BANG & OLUFSEN

Beomaster 6500 50-W/ch Receiver

AM/FM receiver that integrates with Beosystem 6500. Features multiroom capability with Beolink 7000 system controller; powerlink connectors supply audio and digital data for B&O's Beolab powered speakers; frequency synthesis tuner with 20 station presets. Amp: 50 W/ch cont avg into 8 ohms from 20-20,000 Hz ± 1.5 dB with <0.09% THD; IM <0.1%; S/N 78 dBA (phono), 80 dBA (tape). Tuner: 50-dB quieting sens 40 dBf; S/N 70 dB; THD 0.2%; IM 0.1%; cap ratio 1.7 dB; adj-ch sel 10 dB; alt-ch sel 70 dB; AM rej 57 dB; ch sep 45 dB. White/black with polished aluminum. 16½ x 3 x 12¼ in; 19.3 lb \$3,000

Beomaster 4500 20-W/ch Receiver

Remote control via Beolink 1000 terminal; digital tuner with 20 AM/FM presets; multiroom capability; programmable volume and tone levels; programmable inputs; integrates with B&O video products. Amp: FR 20-20,000 Hz, ± 1.5 dB; THD <0.1%; S/N >77 dB. FM tuner 50-dB quieting sens 19 dBf mono, 40 dBf stereo; FR 20-15,000 Hz ± 1.0 dB; S/N 65 dBf; cap ratio 1.7 dB. Black and silver finish. Optional wall-mounting brackets. 24¾ x 2¼ x 9¾ in . \$1,200

CARRERA

CR-2530 30-W/ch Receiver

AM/FM receiver featuring headphone jack with level control. Amp: FR 20-20,000 Hz; THD 0.25%. Tuner: 38 dBf stereo; cap ratio 1.7; alt-ch sel 58 dB. 13 lb \$200

CR-2300 25-W/ch Receiver

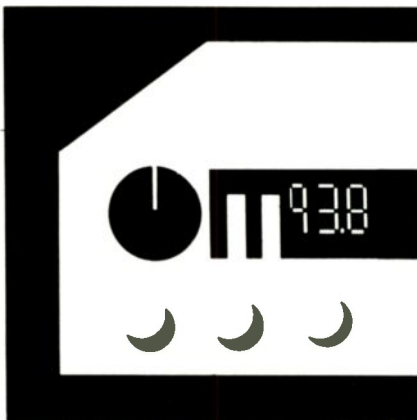
AM/FM receiver featuring headphone jack with level control. Amp: FR 40-20,000 Hz; THD 0.5%. Tuner: 41 dBf stereo; cap ratio 2; alt-ch sel 50 dB. 12.5 lb \$150

CARVER

The following receivers feature Carver's Sonic Hologram Generator, an analog ambience-and image-enhancement circuit.

HR-772 140-W/ch Receiver

AM/FM receiver with wireless remote. Features asymmetrical charge-coupled FM circuitry, 20 AM/FM station presets; auto scan/manual tuning; signal-strength indicator. 3 audio inputs; 2 video inputs; 1 video output; dual tape inputs with dubbing; source-direct bypass; loudness EQ; motorized volume control; pre-out jacks; headphone jack. Amp: FR 20-20,000 Hz; THD 0.1%; S/N 90 dB. Tuner: IHF sens 11.3 dBf mono; cap ratio 1.5; alt-ch selectivity 72 dB. 19 x 5½ x 18 inches \$800



HR-742 80-W/ch A/V Receiver

AM/FM receiver with wireless remote. Asymmetrical charge-coupled FM circuitry; programming and control settings stored in nonvolatile memory; separate preamp output and main-amp input. A/B speaker outputs; 30 AM/FM presets; 3 video, 6 audio inputs; 75-ohms coax switchable input; sleep timer hours. \$630

HR-732 60-W/ch Receiver

AM/FM receiver with wireless remote. Asymmetrical charge-coupled FM circuitry; programming and control settings stored in nonvolatile memory. A/B speaker outputs; 30 AM/FM presets; 3 video, 6 audio inputs \$500

DENON

DRA-1035R 130-W/ch A/V Receiver

AM/FM receiver with optical Class A amplifier circuitry. Features pure-current power supply; video switching; simulcast copy function and simulated-stereo circuit; variable loudness control; source-direct switch; separate input and record-out selectors; remote speaker switching; pre-out/main-in jacks; 7 audio, 3 video inputs; FL tuning/status display; connection for RC-615 remote system. RC-770 LCD programmable remote control. Tuner features switchable wide/narrow FM IF bandwidth; 40 random presets; last-station memory; seek, preset-scan, and manual-step tuning. 130 W/ch into 8 ohms from 20-20,000 Hz with <0.015% THD; THD 0.006% at -3 dB; S/N: line 103 dB, MM 92 dB, MC 75 dB. FM tuner: 50-dB quieting sens 37.3 dBf stereo; cap ratio 1.3 dB; S/N 82 dBA stereo; THD 0.06% stereo; sep 55 dB at 1,000 Hz \$1,000
DRA-835R. As above, no simulated-stereo circuit, or MC phono input. 100 W/ch into 8 ohms from 20-20,000 Hz with <0.015% THD; S/N: line 103 dB, MM 86 dB \$750
DRA-635R. As DRA-835R, no remote speaker switching, or remote connection; fixed FM IF bandwidth; non-programmable remote. 80 W/ch into 8 ohms from 20-20,000 Hz with <0.05% THD; THD 0.009% at -3 dB; S/N: line 95 dB, MM 86 dB. FM tuner: 50-dB quieting sens 38.5 dBf stereo; THD 0.08% stereo; sep 40 dB at 1,000 Hz \$500

DRA-435R 55-W/ch A/V Receiver

AM/FM receiver featuring all-discrete amplifiers and oversized power transformer. Electronic switching; bass-equalizer circuit; low-imp capability. Variable loudness control; 16 presets; last-station memory; video terminals. 55 W/ch into 8 ohms from 20-20,000 Hz with <0.05% THD; S/N line 95 dB, MM 78 dB. FM section: cap ratio 1.5 dB; S/N 78 dBA stereo; THD 0.15%

stereo; S/N 55 dB \$350
DRA-335R. As above, no video section. 40 W/ch into 8 ohms with <0.05% THD \$280

A/V Surround Receivers

AVR-1010 340-W A/V Surround Receiver

6-ch AM/FM receiver with Dolby Pro Logic. Features 4 Dolby Surround; hall, simulated stereo, and studio modes; bridgeable to 4 channels. Digital delay adjustable from 0 to 40 ms in 5-ms steps; 4 S-video inputs; 3 S-video outputs; 5 video inputs; 3 video outputs; 9 audio inputs; 7 audio outputs; rear-panel preamp outputs; mono subwoofer output; front-panel dubbing inputs; FL front-panel display; 16 AM/FM presets; last-station memory; programmable remote control. 100 W x 2 + 35 W x 4 or 100 W x 2 + 70 W x 2 into 8 ohms. FM tuner: 50-dB quieting sens 38.5 dBf stereo; S/N 75 dB stereo; THD 0.2% stereo \$1,000

AVR-810 265-W A/V Surround Receiver

5-channel AM/FM receiver with Dolby Pro Logic IC. Features 7 surround modes. Digital delay adjustable from 0 to 40 ms in 5-ms steps; 3 S-video inputs; 2 S-video outputs; 5 video inputs; 3 video outputs; 9 audio inputs; 8 audio outputs; rear-panel preamp outputs; mono subwoofer output; front-panel dubbing inputs; auto input balance; FL front-panel display; 16 AM/FM presets; last-station memory; programmable remote control. 80 W x 2 + 35 W x 3 into 8 ohms. FM tuner: 50-dB quieting sens 38.5 dBf stereo; S/N 75 dB stereo; THD 0.2% stereo \$750

AVR-610 205-W A/V Surround Receiver

5-channel AM/FM receiver with Dolby Pro Logic IC. Features 6 surround modes. Digital delay adjustable from 0 to 40 ms in 5-ms steps; 3 video inputs; 2 video outputs; 6 audio inputs; 4 audio outputs; rear-panel preamp outputs; front-panel dubbing inputs; auto input balance; FL front-panel display; 16 AM/FM presets; last-station memory; programmable remote control. 20 W x 2 + 55 W x 3 into 8 ohms. FM tuner: 50-dB quieting sens 38.5 dBf stereo; THD 0.2% stereo \$600

FISHER

RS646 120-W/ch Receiver

AM/FM receiver with remote control. Features 7-band graphic EQ; quartz-synthesis tuner; -20-dB muting; push loudness; 5 audio, 2 A/V inputs; 2 audio, 2 A/V outputs; FL display. Amp section: 120 W/ch into 8 ohms; FR 20-20,000 Hz ± 1 dB; THD 0.05%. Tuner section: 50-dB quieting sens 42 dBf stereo; cap ratio 1.5 dB; alt-ch sel 55 dB. Black finish. 17¼ x 5¼ x 13¾ in; 22 lb ... \$500

RS627B 100-W/ch Receiver

AM/FM receiver with Class AII circuitry. Quartz-synthesis tuner; 24 presets; FM mute; source-direct switch; CD-record switch; remote-controlled volume; 5-band graphic EQ. Remote control. 100 W/ch into 8 ohms; FR 20-20,000 Hz; THD 0.05%; S/N 55 dB \$500

RS636 100-W/ch Receiver

AM/FM receiver with remote control. Features 7-band graphic EQ; quartz-synthesis tuner; -20-dB muting; push loudness; 5 audio, 2 A/V inputs; 2 audio, 2 A/V outputs; FL display. Amp section: 100 W/ch into 8 ohms; FR 20-20,000 Hz ± 1 dB; THD 0.05%. Tuner section: 50-dB quieting sens 42 dBf stereo; cap ratio 1.5 dB; alt-ch sel 55 dB. Black finish. 17¼ x 5¼ x 13¾ in; 21.8 lb . \$400

RS615B 60-W/ch Receiver

AM/FM receiver with remote control. Features 5-

RECEIVERS

band graphic EQ; 24 AM/FM presets; auto scan; FM muting; loudness switch; FL display. 60 W/ch into 8 ohms; FR 20-20,000 Hz; THD 0.09% \$350

RS616 50-W/ch Receiver

AM/FM receiver with remote control. Features 5-band graphic EQ; quartz-synthesis tuner; remote muting and loudness; 5 audio, 2 A/V inputs; 2 audio, 2 A/V outputs; FL display. Amp section: 50 W/ch into 8 ohms; FR 20-20,000 Hz ± 1 dB; THD 0.07%. Tuner section 50-dB quieting sens 42 dBf stereo; cap ratio 1.5 dB; alt-ch sel 55 dB. Black. 2-year warranty. 17 $\frac{1}{4}$ x 4 $\frac{3}{4}$ x 13 $\frac{1}{2}$ in; 13.6 lb. \$300

HARMAN KARDON

All receivers feature digital-synthesis, quartz-locking AM/FM tuner with seek tuning and remote control.

HK3600 75-W/ch Receiver

Dual tape and A/V monitors; interactive video switching; CD, video, aux inputs; subwoofer output; 7-way tape-copy selector; 16 AM/FM presets. 75 W/ch cont avg into 8 ohms with 0.09% THD \$799

HK3500 50-W/ch Receiver

2 tape monitors; CD, video, aux inputs; subwoofer output; 7-way tape-copy selector; 16 AM/FM presets. 50 W/ch cont avg into 8 ohms with 0.09% THD \$619

HK3400 35-W/ch Receiver

2 tape monitors; CD, video inputs; subwoofer output with level control; 16 AM/FM presets. 35 W/ch cont avg into 8 ohms with 0.09% THD \$449

HK3300 25-W/ch Receiver

2 tape monitors; CD, video inputs; subwoofer output; 16 AM/FM presets. 25 W/ch cont avg into 8 ohms with 0.09% THD \$329

JVC

All receivers are compatible with JVC's Compu-Link control system except RX-205TN.

RX-905VTN 370-W 5-Channel A/V Receiver

AM/FM receiver with 5 amps for front, center, and rear surround channels; hall, pavilion, stadium, and live-club digital ambience modes; Dolby Pro Logic; 7-band computerized graphic EQ with 5 EQ presets. Source-related presets store and recall 3 sets of parameters for each program source and 10 tuner presets; 40 AM/FM presets; 3 video inputs; 2 S-video terminals; video monitor output; on-screen display with TV; connections for 2 speaker pairs; subwoofer output. Includes programmable remote control. 120 W/ch cont avg into 8 ohms from 20-20,000 Hz with 0.007% THD; 30 W x 2 rear + 70 W center into 8 ohms at 1,000 Hz with 0.7% THD; FR 5-50,000 Hz +0, -1 dB; THD 0.003% at 1,000 Hz into 8 ohms with 105 W output. FM tuner: 50-dB quieting sens 38.3 dBf stereo; stereo sep 40 dB; cap ratio 1.5 dB. 17 $\frac{1}{4}$ x 6 $\frac{1}{4}$ x 15 $\frac{1}{2}$ in. \$1,100

RX-805VTN 290-W 5-Channel A/V Receiver

AM/FM receiver with 5 amps for front, center, and rear surround channels; Dolby Pro Logic with adjustable digital delay; 7-band computerized graphic EQ with 5 EQ presets. Source-related presets store and recall parameters for each program source and tuner preset; 40 AM/FM presets; 2 video inputs; connections for 2 speaker pairs. Includes programmable remote control. 100 W/ch cont avg into 8 ohms from 20-20,000 Hz with 0.007% THD; 20 W x 2 rear + 50

W center into 8 ohms at 1,000 Hz with 0.7% THD; FR 5-50,000 Hz +0, -1 dB; THD 0.003% at 1,000 Hz into 8 ohms with 100 W output. FM tuner: 50-dB quieting sens 38.3 dBf stereo; stereo sep 40 dB; cap ratio 1.5 dB. 17 $\frac{1}{4}$ x 5 $\frac{1}{8}$ x 15 $\frac{1}{2}$ in; 26 lb. \$620

RX-705VTN 240-W 4-Channel A/V Receiver

AM/FM receiver with 4 amps for front and rear surround channels with center line-level output; Dolby Pro Logic with adjustable digital delay; 7-band computerized graphic EQ with 5 EQ presets. Source-related presets store and recall parameters for each program source and tuner preset; 40 AM/FM presets; 2 video inputs; connections for 2 speaker pairs. Includes remote control. 100 W/ch cont avg into 8 ohms from 20-20,000 Hz with 0.007% THD; 20 W x 2 rear into 8 ohms at 1,000 Hz with 0.7% THD; FR 5-50,000 Hz +0, -1 dB; THD 0.003% at 1,000 Hz into 8 ohms with 100 W output. FM tuner: 50-dB quieting sens 38.3 dBf stereo; stereo sep 40 dB; cap ratio 1.5 dB. 17 $\frac{1}{4}$ x 5 $\frac{1}{8}$ x 15 in; 24 lb. \$500

RX-505VTN 200-W 4-Channel A/V Receiver

AM/FM receiver with Dolby Surround with adjustable digital delay; 7-band computerized graphic EQ with 5 EQ presets. Source-related presets store and recall parameters for each program source and tuner preset; 40 AM/FM presets; 2 video inputs; connections for 2 speaker pairs. Includes remote control. 80 W/ch cont avg into 8 ohms from 20-20,000 Hz with 0.03% THD and 20 W x 2 rear into 8 ohms at 1,000 Hz with 0.7% THD; FR 10-30,000 Hz ± 1 dB; THD 0.03% at 1,000 Hz into 8 ohms with 80 W output. FM tuner: 50-dB quieting sens 38.3 dBf stereo; stereo sep 40 dB; cap ratio 1.5 dB. 17 $\frac{1}{4}$ x 5 x 13 in; 18 lb. \$380

RX-305TN 50-W/ch Receiver

AM/FM receiver with 4-speaker surround; 40 AM/FM presets; connections for 2 speaker pairs; remote control. 50 W/ch cont avg into 8 ohms from 40-20,000 Hz with 0.03% THD; FR 20-20,000 Hz ± 1 dB; THD 0.03% at 1,000 Hz into 8 ohms with 60 W output. FM tuner: 50-dB quieting sens 38.3 dBf stereo; stereo sep 40 dB; cap ratio 1.5 dB. 17 $\frac{1}{4}$ x 5 x 13 in; 14 lb. \$260

RX-205TN 40-W/ch Receiver

AM/FM receiver featuring 4-speaker surround; 40 AM/FM presets; auto loudness; headphone output; connections for 2 speaker pairs. 40 W/ch into 8 ohms from 40-20,000 Hz with 0.3% THD; FR 20-20,000 Hz ± 1 dB; THD 0.08% at 1,000 Hz into 8 ohms with 40 W output. FM tuner: 50-dB quieting sens 38.3 dBf stereo; stereo sep 40 dB; cap ratio 1.5 dB. 17 $\frac{1}{4}$ x 4 $\frac{3}{4}$ x 11 $\frac{1}{2}$ in; 12 lb. \$240

Super Digifine Series

RX-1050VTN 370-W 5-Channel A/V Receiver

AM/FM receiver with symphony-hall, pavilion, stadium, live-club, church, and opera-house digital ambience modes; 3 Dolby Pro Logic modes (normal, wide, phantom); Dolby 3-channel mode; room-size, liveliness, and wall-type controls for ambience mode; 7-band computer-controlled graphic EQ with 5 EQ presets; high-gain EQ for MCMM phono inputs. Source-related presets store and recall 3 sets of volume, balance, EQ, surround, loudness, and ambience settings for each program source and tuner preset; 40 AM/FM presets; optical/coaxial digital input; 3 video inputs; S-video terminals; video monitor output. Includes programmable remote control. 120 W/ch cont avg into 8 ohms from 20-20,000 Hz with 0.007% THD and 30 W/ch rear + 70 W center into 8 ohms at 1,000 Hz with 0.7% THD; FR 5-50,000 Hz +0, -1 dB; THD

0.003% at 1,000 Hz into 8 ohms with 120 W output. FM tuner: 50-dB quieting sens 38.3 dBf stereo; stereo sep 40 dB; cap ratio 1.5 dB. 17 $\frac{1}{4}$ x 6 $\frac{1}{4}$ x 15 $\frac{1}{2}$ in; 28 lb. \$1,500

KENWOOD

KR-V9030 255-W A/V Receiver

5-ch A/V receiver with Dolby Pro Logic decoder; Dolby time link and 3-ch stereo; 30 tuner presets; preset scan; voltage-interface-gate amp-stabilizing circuitry with discrete complementary output; CD-direct input; dual-power-supply system; learning remote control; rear preout; 3 video input-output pairs including 1 S-video pair; video dubbing. Multiroom remote capability. Amp: 130 W x 2 or 75 x 3 (front left, right, center) + 15 x 2 (rear); FR 20-20,000 Hz ± 0.5 dB; THD 0.03% into 8 ohms; S/N: phono 79 dB, line 100 dB. Tuner: 50-dB quieting sens 38.2 dBf stereo; AM rej 65 dB; cap ratio 2.0 dB. 17 $\frac{1}{4}$ x 6 $\frac{1}{4}$ x 16 $\frac{1}{4}$ in; 32 lb. \$979

KR-V8030 255-W A/V Receiver

5-ch A/V receiver with Dolby Pro Logic decoder; Dolby time link and 3-ch stereo; 20 tuner presets; preset-scan; voltage-interface-gate amp-stabilizing circuitry with discrete complementary output; CD-direct input; dual-power-supply system; 2 sets of video inputs/outputs. Multiroom remote capability. Amp: 120 W x 2 or 75 x 3 (front left, right, center) + 15 x 2 (rear); FR 20-20,000 Hz ± 0.5 dB; THD 0.06% into 8 ohms; S/N: phono 78 dB, line 100 dB. Tuner: 50-dB quieting sens 38.2 dBf stereo; AM rej 65 dB; cap ratio 2.0 dB. 17 $\frac{1}{4}$ x 6 $\frac{1}{4}$ x 16 $\frac{1}{4}$ in; 27 lb. \$599

KR-V7030 225-W A/V Receiver

5-ch A/V receiver with Dolby Pro Logic decoder; Dolby time link and 3-ch stereo; 20 tuner presets; preset scan; voltage-interface-gate amp-stabilizing circuitry with discrete complementary output; CD-direct input; dual-power-supply system; 2 sets of video inputs/outputs. Multiroom remote capability. Amp: 100 W x 2 or 65 x 3 (front left, right, center) + 15 x 2 (rear); FR 20-20,000 Hz ± 0.5 dB; THD 0.06% into 8 ohms; S/N: phono 78 dB, line 100 dB. Tuner: 50-dB quieting sens 38.2 dBf stereo; AM rej 65 dB; cap ratio 2.0 dB. 17 $\frac{1}{4}$ x 5 $\frac{1}{4}$ x 15 $\frac{1}{2}$ in; 23 lb. \$499

KR-V6030 200-W A/V Receiver

4-ch A/V receiver with Dolby decoder; Dolby time link and 3-ch stereo; 10 AM/20 FM tuner presets; voltage-interface-gate amp-stabilizing circuitry with discrete complementary output; CD-direct input; dual-power-supply system; 2 sets of video inputs/outputs; video dubbing. Multiroom remote capability. Amp: 100 W x 2; FR 20-20,000 Hz ± 0.5 dB; THD 0.06% into 8 ohms; S/N: phono 78 dB, line 100 dB. Tuner: 50-dB quieting sens 38.2 dBf stereo; AM rej 65 dB; cap ratio 2.0 dB. 17 $\frac{1}{4}$ x 5 $\frac{1}{4}$ x 15 $\frac{1}{2}$ in; 22.5 lb. \$399

KR-A5030 80-W/ch Receiver

AM/FM receiver; voltage-interface-gate amp-stabilizing circuitry with discrete complementary output; 10 AM/20 FM tuner presets; preset scan; CD-direct input. Features remote control. Amp: FR 20-20,000 Hz ± 0.5 dB; THD 0.09% into 8 ohms; S/N: phono 77 dB, line 100 dB. Tuner: 50-dB quieting sens 38.2 dBf stereo; AM rej 65 dB; cap ratio 2.0 dB wide, 2.2 dB narrow. 17 $\frac{1}{4}$ x 5 $\frac{1}{4}$ x 11 $\frac{1}{4}$ in; 19 lb. \$299

KR-A4030 50-W/ch Receiver

AM/FM receiver; voltage-interface-gate amp-stabilizing circuitry with discrete complementary output; 10 AM/20 FM tuner presets; preset scan.

It's not just how it's made, it's how well it's made.

Whether you're on a budget or just seeking maximum value, don't be fooled by bargains that sound cheap at the store—they just might sound cheap when you get home.

Even Denon's most economical receivers, such as the DRA-335R and DRA-435R, preserve sound quality *first*. (This is Denon's Design Integrity principle.) Both of these receivers employ electronic switching and elegant circuit topology for the most direct signal paths. This not only lowers noise and distortion; it greatly enhances reliability.

For superior audio quality, the finest components are used throughout the signal path, including polypropylene and polystyrene capacitors and metal film resistors. Competitive receivers use skimpy transformers and IC output stages, which restrict your system's dynamic

range. Denon's discrete output transistors and substantial transformers give the DRA-335R and DRA-435R the power to drive even the most "difficult" speakers.

At Denon lower cost need not preclude important features. Both the DRA-335R and DRA-435R feature Variable Loudness and full Integrated System (IS) remote control of a CD player, CD changer and cassette deck. The 16-station programmable tuners of the DRA-335R and DRA-435R feature improved AM NRSC deemphasis.

Even though the Denon DRA-335R and DRA-435R receivers pack in so many features for the price, never forget the real reason to buy a Denon: Sound.

DENON
The first name in digital audio.

For Product Information
34504
Call 1-800-316-8774



RECEIVERS

Amp: FR 20-20,000 Hz ± 0.5 dB; THD $<0.09\%$ into 8 ohms; S/N: phono 77 dB, line 100 dB. Tuner: 50-dB quieting sens 38.2 dBf stereo; AM rej 65 dB; cap ratio 2.0 dB wide, 2.2 dB narrow. $17\frac{1}{4} \times 5\frac{1}{4} \times 11\frac{1}{4}$ in; 12 lb. \$229

LUXMAN

RV-371 290-W Surround-Sound A/V Receiver
AM/FM receiver with remote control. Features Dolby Pro Logic Surround decoder with simulated-surround modes with variable digital rear time delay; 2-way A/V dubbing capability, including S-video connectors; separate A/V record-out selectors, with 11 A/V inputs; front-panel A/V jacks; voltage-driven amplification with Duo-Beta feedback loop and Star topology. 70 W x 2 (front left and right) + 50 W x 3 (center and rear) cont avg into 8 ohms; THD $<0.05\%$ \$1,400

R-361 100-W/ch A/V Receiver
AM/FM receiver with remote control. Features two-way A/V dubbing capability, including S-video connectors; front-panel A/V jacks; separate A/V record-out selectors, with 11 A/V inputs; CD-synchro one-touch recording; fixed-level preamp output jacks; voltage-driven amplification with Duo-Beta feedback loop and Star topology. 100 W/ch cont avg cont into 8 ohms; THD $<0.05\%$ \$1,000

R-117 160-W/ch AM/FM Receiver
Receiver with system remote control. Dual-gate MOSFET FM front end; Duo-Beta dual feedback-loop. 20 AM/FM presets; cable FM fine tuning; CD-direct, 3 video, MM/MC-phono inputs; subsonic filter; FM IF-bandwidth selector; pre-out/main-in and signal-processor jacks. Amp: 160 W/ch into 8 ohms with 0.03% THD; S/N: MC 70 dB, MM 88 dB, CD/tape/video 100 dB; IM 0.03%. FM: 50-dB quieting sens 36.6 dBf (stereo); alt-ch sel 75 dB (narrow IF). AM: S/N 50 dB \$1,000
R-115. As above, 75 W/ch; 2 video inputs; no MC phono input. S/N: phono 88 dB, CD/tape/video 98 dB, 25.5 lb \$800
R-114. 50 W/ch \$550
R-113. 35 W/ch, no remote control. THD 0.08% \$450

R-351 55-W/ch Receiver
AM/FM receiver with multiroom remote control. Features two-way dubbing capability; 8-position record-out selector; CD synchro one-touch recording; fixed-level preamp output jacks; voltage-driven amplification with Duo-Beta feedback loop and Star topology. Amp: 55 W/ch cont avg into 8 ohms; THD $<0.05\%$. Tuner: 50-dB quieting sens 14 dBf mono, 38 dBf stereo; cap ratio 1.5; alt-ch sel 65 dB. $17\frac{1}{4} \times 5 \times 14\frac{1}{2}$ in; 19.2 lb \$650

R-341 35-W/ch Receiver
AM/FM receiver with multiroom remote control. Features pre-out and main-in jacks; 4-way binding posts; sleep timer; voltage-driven amplification with Duo-Beta feedback loop and Star topology; auto shut-off. Amp: 35 W/ch cont avg into 8 ohms; THD $<0.05\%$. Tuner: 50-dB quieting sens 14 dBf mono, 38 dBf stereo; cap ratio 1.5; alt-ch sel 65 dB. $17\frac{1}{4} \times 5 \times 14\frac{1}{2}$ in; 17.4 lb \$450

McINTOSH

MAC 4300V 100-W/ch Receiver
Features MPX filter; 6 AM/FM station presets; signal-strength indicator; loudness control; 5-band EQ; headphone jack; remote control. Amp: THD 0.02%; IM 0.02%; FR 20-20,000 Hz

+0, -0.5 dB; S/N 100 dBA. Tuner: S/N 75 dB stereo; FR 20-15,000 Hz +0, -1.0 dB stereo; THD 0.08% at 1,000 Hz. $18\frac{1}{2} \times 6 \times 14$ in; 34.5 lb \$2,995

MAC 4280 75-W/ch Receiver
Features MPX filter; 5 AM/FM station presets; signal-strength indicator; Power Guard circuit; 3-band EQ; scan; headphone jack. Amp: THD 0.03%; IM 0.03%; FR 20-20,000 Hz +0, -0.5 dB; 100 dBA. Tuner: S/N 75 dB stereo; FR 20-15,000 Hz, ± 0.5 dB stereo; THD 0.1% at 1,000 Hz, $18\frac{1}{4} \times 5\frac{1}{4} \times 15\frac{1}{2}$ in; 25 lb \$1,995
MAC 4275. As above, without remote control \$2,099

MITSUBISHI

M-R8010 300-W A/V Receiver
4-ch AM/FM receiver featuring Dolby Pro Logic with stadium, club, and theater surround modes; subsonic and high-cut filters; auto calculation of room-delay setting. 16 AM/FM presets; on-screen menus; clipping indicator; center-channel, subwoofer, surround, and monitor outputs; preamp connections; 6 A/V inputs; bass, treble, and motorized volume controls; phono input; programmable remote control; headphone jack. 125 W x 2 into 8 ohms from 20-20,000 Hz with THD 0.05% (front); 25 W x 2 into 8 ohms from 50-10,000 Hz with THD 0.5% (rear); S/N 80 dB \$1,399

M-R7020 80-W/ch A/V Receiver
AM/FM receiver featuring Dolby Pro Logic with stadium, club, theater, and matrix surround modes; subsonic and high-cut filters. 16 tuners presets; on-screen menus; clipping indicator; surround, videotape, and monitor outputs; preamp connections; 6 A/V inputs/outputs; S-video capability; bass, treble, and motorized volume controls; phono input; programmable remote control; headphone jack. 80 W/ch into 8 ohms with 0.05% THD \$1,049

M-R6030 80-W/ch A/V Receiver
AM/FM receiver featuring Dolby and matrix surround circuitry; subsonic and high-cut filters. 16 tuner presets with scan; bass, treble, and motorized volume controls; tone defeat; FM muting; 6 A/V inputs/outputs; surround output; preamp connections; phono input. 80 W/ch into 8 ohms with 0.05% THD \$799

NAD

The following products are distributed by Lenbrook.

Model 7400 100-W/ch Receiver
Bridgeable AM/FM receiver with power-envelope circuitry. Features soft-clipping circuit; 14 AM/FM presets; MM/MC switch on discrete 4-transistor phono preamp; semiparametric tone controls; bass EQ; preamp out/main in. 100 W/ch cont avg; dynamic headroom +5.7 dB. Rack mountable \$999

Model 7100X 60-W/ch Receiver
Bridgeable AM/FM receiver with power-envelope circuitry. Features soft-clipping circuit; 14 AM/FM presets; MM/MC switch on discrete 4-transistor phono preamp; bass EQ; preamp out/main in; remote control. 50 W/ch cont avg \$749

Model 7000 40-W/ch Receiver
AM/FM receiver with power-envelope circuitry. Features soft-clipping circuit. 14 random AM/FM presets; MM/MC switch on discrete 4-transistor phono preamp; bass EQ; pre-out/main-in. 40 W/ch cont avg. Rack mountable \$579

Model 704 35-W/ch Receiver
AM/FM receiver with power-envelope circuitry. Features 36 presets; record-out function allowing listening of one source while recording another; infrared-repeater input; NAD-link control-logic output for system remote \$499

Model 7240PE 40-W/ch Receiver
AM/FM receiver featuring soft-clipping circuit; high-current output stage; low-noise phono preamp. Speaker imp selector; bass EQ. 40 W/ch cont avg; dynamic headroom +6 dB . . . \$479

Model 701 25-W/ch Receiver
AM/FM receiver with power-envelope circuitry. Features soft-clipping circuit; infrared-repeater control-logic input for system remote; switchable phono/line input; 20 tuner presets; remote on/off volume; remote control \$349

Model 7225PE 20-W/ch Receiver
AM/FM receiver with power-envelope circuitry. Featuring soft-clipping circuitry; preamp out/main in; bass EQ; 5-way speaker binding posts. 20 W/ch cont avg; dynamic headroom +4.4 dB \$329

NAKAMICHI

Receiver1 80-W/ch A/V Receiver
Features Harmonic Time Alignment (HTA) amp circuitry. Isolated-ground topology; multi-regulated power supply; video buffer amp; quartz-locked frequency-synthesis PLL tuner; dual-gate MOSFET; ceramic resonator multiplex section; isolation buffer at output stage of tuner section. System remote control; multiroom control capability; motor-driven volume control; pre-out/main-in jacks; 10 AM/FM station presets; remote A/B speaker selection capability; 3 video inputs, 2 video outputs. FR 20-20,000 Hz +0, -0.5 dB; S/N >100 dB; THD $<0.1\%$; 50-dB quieting sens (mono) 14.7 dBf, (stereo) 37.5 dBf. $17 \times 4 \times 14\frac{1}{2}$ in; 24.25 lb \$949

Receiver2 55-W/ch Receiver
Features Harmonic Time Alignment (HTA) amp circuitry. Isolated-ground topology; multi-regulated power supply; quartz-locked frequency-synthesis PLL tuner; dual-gate MOSFET; isolation buffer at output stage of tuner section. System remote control; multiroom control capability; motorized volume control; pre-out/main-in jacks; 10 AM/FM station presets; remote A/B speaker selection. Frequency response 20-20,000 Hz +0, -0.5 dB; S/N >100 dB; total harmonic distortion $<0.1\%$; 50-dB quieting sens (mono) 15.7 dBf, (stereo) 38.5 dBf; cap ratio 2.0 dB. $17 \times 4 \times 14\frac{1}{2}$ in \$649

Receiver3 37-W/ch Receiver
Features isolated-ground topology; multi-regulated power supply; quartz-locked frequency-synthesis PLL tuner; dual-gate MOSFET. System remote control; multiroom control capability; motorized volume control; pre-out jacks; 10 FM/AM station presets. FR 20-20,000 Hz +0, -0.5 dB; S/N >98 dB; THD $<0.1\%$; 50-dB quieting sens (mono) 15.7 dBf, (stereo) 38.5 dBf; cap ratio 2.0 dB. $17 \times 4 \times 10\frac{1}{2}$ in \$399

ONKYO

All receivers are compatible with Onkyo's RI remote control system, except TX-900.

TX-SV90 PRO 290-W A/V Receiver
5-channel AM/FM receiver with discrete outputs. Features Dolby Pro Logic decoder; additional hall and matrix surround modes; adjustable digital delay; 20 random-access tuner presets

RECEIVERS

with battery-free backup; cable fine tuning (25,000 Hz steps); S-video connectors; front-panel camcorder inputs; simulated stereo; dynamic bass expander; programmable remote control. 100 W x 2 (front) + 30 W x 1 (center) + 30 W x 2 (rear) \$1,100

TX-SV70 PRO 315-W A/V Receiver

5-channel AM/FM receiver with discrete outputs. Features Dolby Pro Logic; hall and matrix surround modes; Dolby 3-ch sound processor; 2-room capability; on-screen display; 6 audio and 4 video inputs; simulated stereo; adjustable digital delay; 30-station random-access tuning; classified memory scan; FM mute and tuning-level switches; headphone jack; front-panel A/V input terminal; 5-way binding-posts; sleep timer; programmable remote control. 85 W x 2 (front left and right) + 85 W x 1 (center) + 30 W x 2 (rear) \$850

TX-SV50 PRO 200-W A/V Receiver

4-channel AM/FM receiver with discrete outputs. Features Dolby Pro Logic; hall and matrix surround modes; 2-room capability; 6 audio and 3 video inputs; adjustable digital delay; pre-out jack for center output; 30-station random-access tuning; classified memory scan; FM mute and tuning-level switches; headphone jack; 5-way binding-posts; sleep timer; programmable remote control. 70 W x 2 (front left and right) + 30 W x 2 (rear) \$630

TX-906 174-W A/V Receiver

4-channel AM/FM receiver with discrete outputs. Features Dolby Pro Logic; simul-source; hall surround modes; 2-room capability; pre-out jacks for rear and center jacks; 40-station random-access tuning; battery-free backup; 6-category classified memory scan; 10-key direct-station tuning; video dubbing; sleep timer; audio control unit. 75 W x 2 (front) + 12 W x 2 (rear) \$500

TX-904 134-W A/V Receiver

4-channel AM/FM receiver with discrete outputs. Features simul-source; 2-room capability; 40-station random-access tuning; 6-category classified memory scan; 10-key direct-station tuning; video dubbing; sleep timer; audio control unit. 55 W/ch (front) + 12 W/ch (rear) ... \$400

TX-902 50-W Receiver

Low-imp-drive amp sections; discrete outputs. Features 30-station random-access tuning; battery-free backup; 6 inputs; 2 pr speaker-output terminals; 6-category classified memory tuning; logic-controlled feather-touch keys; 10-key direct-station tuning; audio control unit .. \$270

TX-900 40-W Receiver

Low-imp-drive amp sections; discrete outputs. Features 30-station random-access tuning; battery-free backup; 6 inputs; 2 pr speaker-output terminals; 6-category classified memory tuning; logic-controlled feather-touch keys; 10-key direct-station tuning; FL display \$220

OPTIMUS BY RADIO SHACK

STAV-3200 100-W/ch A/V Receiver

AM/FM receiver. Features Dolby Surround; digital-synthesis tuner; protection circuits; sub-filter button. 30 station presets; two-way tape dubbing while listening to another source; video-dubbing button; mono/FM mute off button; alphanumeric display. 100 W/ch cont into 8 ohms with 0.05% THD; FR 20-20,000 Hz \pm 1 dB; S/N 85 dB, phono, 95 dB, aux. Tuner: AM IF rej 60 dB; FM IHF sens 1.7 μ V at 3% THD; cap ratio 2.5 dB; S/N 72 dB. 17 1/2 x 5 1/2 x 15 in. \$500

STAV-3100 100-W/ch A/V Receiver

AM/FM receiver. Features digital-synthesis tuning; protection circuits; subfilter button. 30 station presets; two-way tape dubbing while listening to another source; video-dubbing button; mono/FM mute off button; alphanumeric display. 100 W/ch into 8 ohms with 0.05% THD; FR 20-20,000 Hz \pm 1 dB; S/N 85 dB, phono, 95 dB, aux. Tuner: AM IF rej 40 dB; FM IHF sens 1.7 μ V at 3% THD; cap ratio 2.5 dB; S/N 72 dB. 17 1/2 x 5 1/2 x 15 in; 23.4 lb \$450

STAV-3000 100-W/ch A/V Receiver

AM/FM receiver. Features digital-synthesis tuning; protection circuits; sub-filter button. 8 preset buttons with 8 AM/16 FM presets; two-way tape dubbing while listening to another source; video-dubbing button; mono/FM mute off button. 100 W/ch cont into 8 ohms with 0.05% THD; FR 20-20,000 Hz \pm 1 dB; S/N 85 dB, phono, 95 dB, aux. Tuner: AM IF rej 60 dB; FM IHF sens 1.7 μ V at 3% THD; cap ratio 2.5 dB; S/N 72 dB. 17 1/2 x 5 1/2 x 15 in; 23 1/2 lb \$400

STA-2170 100 W/ch Receiver

AM/FM receiver. 16 FM and 8 AM presets. Loudness, FM mono/mute, and tape-monitor controls. CD/aux, MM phono, tape, video inputs. FR 20-20,000 Hz \pm 1 dB; S/N 82 dB phono, 95 dB aux; FM tuner; sens 9.8 dB SPL/W/m; cap ratio 2 dB; IF rejection 85 dB; THD 0.4%; ch sep at 1,000 Hz 45 dB. 4 1/2 x 17 1/4 x 13 1/2 in. \$339

STA-795 50-W/ch Receiver

AM/FM receiver featuring digital tuning, 18 station presets; bass and treble controls; FM muting. Loudness and tape monitor controls. CD/aux, MM phono, tape, and video inputs. FR 40-20,000 Hz with no more than 0.5% THD .. \$199

STA-300 15-W/ch Receiver

AM/FM receiver featuring 18 station presets; digital tuning; bass and treble controls; loudness control. CD/aux, MM phono, and tape inputs. FR 40-20,000 Hz with 0.5% THD \$139

PHILIPS

FR-980 125-W/ch A/V Receiver

4-ch AM/FM receiver with Dolby Surround. Features surround mode with matrix, spatial, stereo, mono; digital-synthesis AM/FM tuner with 19 presets; 7-band graphic EQ with programmable acoustic memory; dual-motorized volume control; record selector with parallel recording capability; MM or MC phono settings; ambience-control switch; 9 audio inputs; 4 audio outputs; 4 video inputs; 3 video outputs; AM and FM antennas; headphone jack; function display; preset scanning function for AM/FM tuner. 50-key universal remote with LCD display. 125 W/ch (front), 15 W/ch (rear); S/N 75 dB; THD 0.1%. 16 1/2 x 4 3/4 x 15 1/4 in; 35 lb \$999

FR-70 70-W/ch A/V Receiver

Features discrete output transistors; dual F-type FM input connectors; subsonic filter built into phono preamp section; audio inputs for phono, CD, tape, TV, CDV, VCR; audio outputs for tape and VCR; video inputs for TV, CDV and VCR; and video outputs for VCR and TV monitor; 30 random presets and memo scan; auto scan; preset scan; remote control \$499
FR-60. Similar to above, 60 W/ch \$399
FR-50. Similar to above, 50 W/ch \$299

PIONEER

VSX-DIS 380-W A/V Receiver

5-ch receiver with digital signal processing and

Dolby Pro Logic. Features 5 sound-field presets; adjustable delay time. Multiroom capable with optional MR-100 adaptor; 2 center mono outputs; full-mode recording selector; source-direct switch; 6 video inputs; video adaptor loop; 5 audio inputs; split-screen video enhancer with five preset levels; S-video terminal; 30 AM/FM presets; custom memory tuning; motorized volume control; auto dimmer; preamp-output/power-input terminals (front, rear, center); A/V inputs for VCR-3 on front-panel; programmable remote control; sleep timer. Mode A: 130 W x 2 into 8 ohms with 0.005% THD (front left, right) plus 40 W x 3 into 8 ohms with 0.08% THD (rear, center). Mode B: 70 W x 3 into 8 ohms with 0.005% THD (front left, right, center) plus 40 W x 2 into 8 ohms with 0.08% THD (rear). 16 1/2 x 6 1/2 x 18 in; 32 lb \$1,350

VSX-9900S 370-W A/V Receiver

5-ch receiver with Dolby Pro Logic surround and digital processing. Features adjustable delay time; multiroom capability with optional MR-100 adaptor; 6 video inputs; 5 audio inputs; 3 S-video terminals; 30 AM/FM presets; split-screen video enhancer; preamp-output/power-amp-input terminals (front, rear, center); programmable remote control; sleep timer. 125 W x 2 into 8 ohms with 0.005% THD (front) plus 40 W x 3 into 8 ohms with 0.08% THD (center, rear). 20 1/2 x 10 1/2 x 19 1/2 in; 37 lb \$1,120

VSX-5900S 285-W A/V Receiver

5-ch receiver with Dolby Pro Logic and digital delay. 3-ch logic, studio, simulated-stereo, and Dolby Pro Logic surround modes. Multiroom capability with optional MR-100 adaptor; acoustic memory; sound-field memory; 4 video inputs; 5 audio inputs; preamp-output/power-amp-input terminals for front, rear, and center; 30 AM/FM presets; programmable remote control; sleep timer; memory scan. 105 W x 2 into 8 ohms with 0.008% THD (front) plus 25 W x 3 into 8 ohms with 0.08% THD (rear, center). 19 1/2 x 8 x 18 1/4 in; 27 lb \$750

VSX-4900S 254-W A/V Receiver

5-ch receiver with Dolby Pro Logic and digital delay. 3-ch logic, studio, simulated-stereo, and Dolby Pro Logic surround modes. Multiroom capability with optional MR-100 adaptor; bass and treble controls; 3 video inputs; 4 audio inputs; memory scan; video selector; 30 AM/FM presets; programmable remote control; sleep timer. 100 W x 2 into 8 ohms with 0.05% THD (front) plus 18 W x 3 into 8 ohms with 0.08% THD (center, rear). 19 1/2 x 8 x 15 1/4 in; 22 lb \$585
VSX-4800. As above, includes SR system remote \$520

VSX-3900S 218-W A/V Receiver

3-ch receiver with Dolby Surround and digital delay. Surround, studio, and simulated surround modes; 7-band graphic EQ; multiroom control capability with MR-100 adaptor; 2 video inputs; 3 audio inputs; video selector; custom memory; memory scan; 30 AM/FM presets; sleep timer; programmable remote control. 100 W x 2 into 8 ohms with 0.05% THD (front) plus 18 W x 1 into 8 ohms with 0.08% THD (rear). 19 1/2 x 8 x 15 1/4 in; 21 lb \$450
VSX-3800. As above, replaces programmable remote with SR system remote \$400

SX-2900 65-W/ch Receiver

AM/FM receiver with SR remote. Features 5-band graphic EQ; quartz-synthesis PLL tuning; 5 audio inputs; motor-driven volume control; 30 AM/FM presets; direct access; custom memory; memory scan; connections for 2 pairs of speakers. 65 W/ch cont avg into 8 ohms; FR 20-20,000

RECEIVERS

Hz; THD 0.07%. 16½ x 4¼ x 13¼ in; 17 lb \$300
SX-2800. As above, without SR remote or motor-driven volume control. 14 lb \$260

SX-1900 40-W/ch Receiver

AM/FM receiver. Features 5-band graphic EQ; quartz-synthesis PLL tuning; 5 audio inputs; 30 AM/FM presets; direct access; custom memory; memory scan; connections for 2 pair of speakers. 40 W/ch cont avg into 8 ohms; FR 20-20,000 Hz; THD 0.07%. 16½ x 4¼ x 13¼ in; 13 lb \$225

Elite Series

VSX-95 370-W A/V Receiver

5-ch AM/FM receiver. Features Dolby Pro Logic with digital delay (1-ms steps/auto input balance); digital signal processing; discrete power output devices; complementary capacitor design; lighted programmable smart remote; multiroom and multisource capability; autotune control; dot-matrix/on-screen display; jog dial; 6 video and 5 audio inputs; 3 S-terminal (inputs and outputs); auto input balance; split-screen video enhancer; pre-out/power input for front, center and rear; 30 AM/FM presets; copper-plated chassis; anti-resonance design; sleep timer with auto dimmer. 125 W x 2 (front) + 40 W x 1 (center) + 40 W x 2 (rear). Urushi finish \$1,350

VSX-51 261-W A/V Receiver

5-ch AM/FM receiver with lighted programmable smart remote. Features Dolby Pro Logic with digital delay (16-30 ms/adjustable by 2-ms step) and 4 surround modes; discrete power output devices; complementary capacitor design; multiroom and multisource control capability; acoustic memory; 30 AM/FM presets; memory scan; 4 audio inputs and 3 video inputs; gold-plated terminals; A/B speaker connectors; auto input balance; sleep timer with auto dimmer. 100 W x 2 (front left and right) + 25 W x 1 (center) + 18 W x 2 (rear). \$600

SX-31 100-W/ch Receiver

AM/FM receiver with SR remote control. Features discrete power-output devices; source direct switch; loudness contour; multiroom capability; motor-driven volume control; bass and treble control; 30 AM/FM presets; memory scan; 5 audio inputs; gold-plated CD inputs; A/B speaker connections; muting switch \$450

PROTON

AV-646 60-W/ch A/V Receiver

AM/FM receiver with Aphex Aural Exciter that enhances audio harmonics. Features Schott II tuning circuitry and Schott NR; quartz-PLL tuning; pre-out. 9 AM/16 FM presets; mono/stereo switch; rotary tuning; tone bypass; motorized volume control; auto/manual tuning; headphone output; loudness switch; remote control. Amp: 60 W/ch cont avg into 8 ohms; FR 20-20,000 Hz ± 0.2 dB; THD 0.02%; damping factor >150; channel crosstalk at 1,000 Hz 75 dB; S/N 95 dBA (video, tape). FM tuner: 50-dB quieting sens 3.2 µV/30 µV (mono/stereo); AM rej 65 dB; cap ratio at 45 dBf 1.0 dB. 18½ x 4¾ x 15½ in; 29.8 lb \$900

AV-445 50-W/ch Receiver

Features four-gang GASFET RF tuner; quartz-PLL tuner; pre-out. Rotary tuning; separate bass and treble controls; loudness switch; tape monitor; 8 AM/16 FM presets; mono/stereo switch. Includes AH-4891 remote control. Amp: 50 W/ch into 8 ohms; FR 20-20,000 Hz ± 0.2 dB; THD 0.02%; S/N 100 dBA (video, tape); channel crosstalk at 1,000 Hz 70 dB. FM tuner: 50-dB quieting sens 3.2 µV/3.5 µV (mono/stereo); AM

rej 63 dB; cap ratio 1.5 dB at 45 dBf. 17½ x 3¾ x 13 in; 15 lb \$400

ROTEL

RX850A 30-W/ch Receiver

AM/FM receiver with 16 random tuner presets. Features auto/manual tuning; mono switch; tone defeat; headphone output. Amp: 30 W/ch cont avg into 8 ohms; FR 20-20,000 Hz ± 0.3 dB; THD <0.03%. Tuner: FM usable sens 10.8 dBf mono. 17½ x 3¾ x 13½ in; 15.4 lb \$399

SANSUI

RZ-9500AV 300-W/ch A/V Receiver

5-channel AM/FM receiver. Features Dolby Pro Logic; variable digital delay; motorized volume; electronic bass/treble; quartz-PLL digital-synthesis tuner. Three additional surround modes; four surround preset memories; test-tone generator; source-direct switch; 4 audio/3 video inputs; rear and center preamp outputs; power-amp inputs; tape/video monitor outputs; 30 random AM/FM presets; cable FM connection; preset scan; manual tuning; 70-key learning remote. 100 W x 2 (front) + 40 W x 1 (center) + 30 W x 2 (rear) cont avg into 8 ohms with <0.02% THD; FR 10-70,000 Hz ± 3 dB; S/N 73 dB (phono MM) and 85 dB (CD/video). Tuner: usable FM sens 00.2 dBf; 50-dB quieting sens 17.2 dBf stereo; S/N 70 dB stereo; cap ratio 1.5 dB; THD 0.2% mono and 0.3% stereo. Black finish \$770

RZ-7500AV 240-W/ch A/V Receiver

4-channel AM/FM receiver. Features Dolby Surround processor with digital delay; motorized volume; electronic bass/treble; quartz-PLL digital synthesizer tuner. Source-direct switch; 30 AM/FM presets; preset scan; 48-key remote control. 100 W x 2 (front) + 20 W x 2 (rear) cont avg into 8 ohms with <0.02% THD; FR 10-70,000 Hz ± 3 dB; S/N 73 dB (phono MM) and 85 dB (CD/video). Tuner: 50 dB quieting sens 38.2 dBf stereo; S/N 70 dB mono; cap ratio 1.5 dB; THD 0.3% stereo \$500

RZ-5500AV 70-W/ch A/V Receiver

AM/FM receiver. Features quartz-PLL digital synthesis tuner. 3 audio/video inputs; 2 video inputs; processor in/out terminal; video-monitor output. variable loudness; 30 random AM/FM presets; preset scan; manual tuning; 36-key remote control. 70 W/ch cont avg into 8 ohms with 0.05% THD; FR 10-70,000 Hz ± 1 - 3 dB; S/N 73 dB (phono MM) and 90 dB (video, CD). Black finish. 17 x 5 x 13¼ in; 21 lb \$400

R-950AV 105-W/ch A/V Receiver

AM/FM receiver. Features 5 preset EQ curves; selectable monitor output (audio/video); motorized volume with LED; 30 presets. preset scan; manual tuning; 33-key remote. 105 W/ch cont avg into 8 ohms with 0.1% THD. 16½ x 4¾ x 11¼ in; 15.4 lb \$330

R-750AV 55-W/ch Receiver

AM/FM receiver. Features 5-band graphic equalizer; selectable monitor output; motorized volume with LED; 8 AM/16 FM presets; preset scan; manual tuning; 31-key remote. 55 W/ch cont avg into 8 ohms with 0.5% THD \$300

R-550 35-W/ch Receiver

AM/FM receiver. Features selectable monitor output; motorized volume with LED; 16 FM/8 AM presets; preset scan; auto/manual tuning; 31-key remote. 35 W/ch cont avg into 8 ohms from 40-20,000 Hz with 0.5% THD. 16½ x 4¾ x 11¼ in; 12 lb \$240

SHARP

SA-R75AV 75-W/ch A/V Receiver

AM/FM PLL quartz-synthesis tuner. Features multimode surround sound with digital time-delay circuit; 5-band graphic EQ. Motorized rotary volume control with LED; bass boost; 3 VCR inputs; auto scan tuning; 30 station presets; muting circuit; multifunction system remote control operating surround sound, bass boost, and CD player. 75 W/ch into 8 ohms with <0.05% THD \$430

SHERWOOD

RV-5010R 200-W A/V Receiver

AM/FM receiver. Features Dolby Surround with theater and stadium surround modes; discrete amplifier stage; fully complementary output devices; independent preamp, amp, and tuner circuit boards. Independent video switching; pre-out/main-in adaptor loop; 4 audio inputs; 3 video inputs, including 1 on front panel; 30 tuner presets; video dubbing; sleep timer; wireless remote control. Amp: 85 W/ch with <0.05% THD (front) plus 15 W x 2 (rear); dynamic headroom 150 W. FM tuner: 50-dB quieting sens 37.5 dBf stereo; cap ratio 1.25 dB; alt-ch sel 55 dB; usable sens 10.8 dBf mono; S/N 72 dB stereo; FR 30-15,000 Hz ± 1 dB. 17¼ x 5 x 12 in; 17 lb \$300

RX-4014R 65-W/ch Receiver

AM/FM receiver. Features discrete amplifier stage; fully complementary output devices; matrix surround sound; independent preamp, amp, and tuner circuit boards; drift-free quartz-reference digital FM tuning with dual-gate MOSFET front ends. Pre-out/main-in adaptor loop; 5 audio inputs; 30 tuner presets; sleep timer; motorized volume control; bypassable tone controls; wireless remote control. Amp: 65 W/ch with <0.05% THD; dynamic headroom 125 W. FM tuner: 50-dB quieting sens 37.5 dBf stereo; cap ratio 1.25 dB; alt-ch sel 55 dB; usable sens 10.8 dBf mono; S/N 72 dB stereo; FR 30-15,000 Hz ± 1 dB. 17¼ x 5 x 12 in; 16 lb \$285

RX-2010 50-W/ch Receiver

AM/FM receiver. Features discrete amplifier stage; fully complementary output devices; independent preamp, amp, and tuner circuit boards; drift-free quartz-reference digital FM tuning with dual-gate MOSFET front ends. Pre-out/main-in adaptor loop; 5 audio inputs; 30 tuner presets; A/B speaker switching. Amp: 50 W/ch with <0.08% THD; dynamic headroom 100 W. FM tuner: 50-dB quieting sens 38.1 dBf stereo; cap ratio 2 dB; alt-ch sel 52 dB; usable sens 10.8 dBf mono; S/N 71 dB stereo; FR 30-15,000 Hz ± 1 dB. 17¼ x 4¾ x 9¾ in; 13 lb \$170

RX-1010 35-W/ch Receiver

AM/FM receiver. Features discrete amplifier stage; fully complementary output devices; independent preamp, amp, and tuner circuit boards; drift-free quartz-reference digital FM tuning with dual-gate MOSFET front ends; 4/8-ohm load capability. 3 audio inputs; 30 tuner presets; A/B speaker switching. Amp: 35 W/ch with <0.08% THD; dynamic headroom 60 W. FM tuner: 50-dB quieting sens 38.1 dBf stereo; cap ratio 2 dB; alt-ch sel 52 dB; usable sens 10.8 dBf mono; S/N 71 dB stereo; FR 30-15,000 Hz ± 1 dB. 17¼ x 4¾ x 9¾ in; 12 lb \$150

RA-1140 27-W/ch Receiver

AM/FM receiver. Features surround sound; quartz-locked computerized tuning; dual-gate MOSFET front end. Video sound inputs; 24 tuner presets; loudness control; digital display. Amp:

RECEIVERS

27 W x 2 into 8 ohms with 0.5% THD; damping factor 40 into 8 ohms. FM tuner: 50-dB quieting sens 39.2 dBf; usable sens 11.2 dBf; cap ratio 2 dB; S/N 68 dB stereo; THD 0.4% stereo; stereo sep 45 dB. 17¼ x 3¾ x 8¾ in; 10 lb \$150

SONY

STR-D2070 120-W/ch A/V Receiver

AM/FM receiver with digital signal processing and Dolby Pro Logic. Features 3-video inputs; digital inputs; dual-room link control; parametric/graphic EQ; spectrum analyzer. Motorized volume; video edit; cursor control; sleep timer; index and auto tuning; 30 station presets; programmable remote control. 120 W/ch into 8 ohms; FR phono 5-20,000 Hz ± 0.5 dB, CD 5-20,000 Hz ± 0.5 dB; THD 0.008%; S/N phono 82 dB, CD 116 dB. Tuner: 50-dB quieting sens 38.3 dBf stereo; sel 60 dB at 400 Hz. 17 x 5¼ x 14¼ in; 28.6 lb \$1,100

STR-AV1070 120-W/ch A/V Receiver

AM/FM receiver with Dolby Pro Logic. Features 3 video inputs; dual-room link control; 7-band graphic EQ; spectrum analyzer. Motorized volume; video edit; cursor control; sleep timer; index and auto tuning; 30 station presets; programmable remote control. 120 W/ch into 8 ohms; FR phono 10-70,000 Hz ± 0.5 dB, CD 5-20,000 Hz ± 0.5 dB; THD 0.008%; S/N phono 79 dB, CD 85 dB. Tuner: 50-dB quieting sens 38.3 dBf stereo; sel 60 dB at 400 Hz. 17 x 5¼ x 14 in; 28 lb \$600
STR-AV970. As above, 120 W/ch into 8 ohms; 2 video inputs. 23 lb \$480

STR-AV770 80-W/ch A/V Receiver

AM/FM receiver with surround sound. Features 2 video inputs; motorized volume; video edit; cursor control; index and auto tuning; 30 station presets; programmable remote control. 80 W/ch into 8 ohms; FR phono 10-70,000 Hz ± 0.5 dB, CD 10-70,000 Hz ± 3 dB; THD 0.08%; S/N phono 72 dB, CD 80 dB. Tuner: 50-dB quieting sens 38.3 dBf stereo; sel 60 dB at 400 Hz. 17 x 5¼ x 14 in; 21 lb \$350

STR-AV570 60-W/ch Receiver

AM/FM receiver with Matrix surround sound. Features motorized volume; 30 station presets; auto tuning (FM only); remote control. 60 W/ch into 8 ohms; FR phono 10-50,000 Hz ± 0.5 dB, CD 10-50,000 Hz ± 3 dB; THD 0.8%; S/N phono 72 dB, CD 80 dB. Tuner: 50-dB quieting sens 38.3 dBf stereo; sel 60 dB at 400 Hz. 17 x 4¼ x 11¼ in; 14 lb \$240
STR-AV270. As above, 40 W/ch into 8 ohms; no remote control or motorized volume. 13 lb \$210

ES Series

STR-GX90ES 120-W/ch A/V Receiver

AM/FM receiver with programmable remote control. Features subsonic filter; 2 video inputs; 3 S-video terminals; audio muting; record output selector; source-direct switch; 30 station presets; direct comparator; auto tuning; motorized volume control. 120 W/ch into 8 ohms; FR 20-20,000 Hz ± 0.5 dB; THD 0.006%; S/N phono 90 dB, CD 98 dB. Tuner: 50-dB quieting sens 35.2 dBf stereo; cap ratio 1.2; sel 75 dB at 400 Hz. 18¾ x 6¾ x 17¼ in; 32 lb \$1,000
STR-GX80ES. As above, 100 W/ch into 8 ohms; 2 video inputs; 2 S-video terminals. 17 x 6¾ x 17¼ in; 30 lb \$800

STR-GX67ES 300-W A/V Receiver

5-ch AM/FM receiver with Dolby Pro Logic. Features 2 video inputs; SIRCS (Sony Infrared Remote Control System) II LSI chip for 2-way

communication between A/V components. Audio muting; record output selector; source-direct switch; 30 station presets; direct comparator; auto tuning; motorized volume control; programmable remote control. 100 W/ch into 8 ohms or 100 W x 2 (front) + 50 W x 1 (center) plus 25 x 2 (rear); FR 5-50,000 Hz ± 0.5 dB; THD 0.05%; S/N phono 85 dB, CD 86 dB. Tuner: 50-dB quieting sens 38.3 dBf stereo; cap ratio 1.2; sel 60 dB at 400 Hz. 17 x 6 x 15 in; 30 lb.. \$650

STR-GX57ES 210-W A/V Receiver

4-ch AM/FM receiver with Dolby Surround. Features 2 video inputs; audio muting; source-direct switch; tape monitor; 30 station presets; direct comparator; auto tuning; motorized volume control; programmable remote control. 80 W x 2 into 8 ohms or 80 W x 2 (front) + 25 W x 2 (rear); FR 5-50,000 Hz ± 0.5 dB; THD 0.05%; S/N phono 85 dB, CD 86 dB. Tuner: 50-dB quieting sens 38.3 dBf stereo; cap ratio 1.2; sel 60 dB at 400 Hz. 17 x 6 x 15 in; 27.6 lb \$550

STR-GX47ES 50-W/ch A/V Receiver

AM/FM receiver with remote control. Features 2 video inputs; audio muting; source-direct switch; tape monitor; 30 station presets; direct comparator; auto tuning; motorized volume control. 50 W/ch into 8 ohms; FR 5-50,000 Hz ± 0.5 dB; THD 0.05%; S/N phono 85 dB, CD 86 dB. Tuner: 50-dB quieting sens 38.3 dBf stereo; cap ratio 1.2; sel 60 dB at 400 Hz. 17 x 5¼ x 15 in; 18 lb \$350

TEAC

AG-V1200 230-W A/V Receiver

4-channel AM/FM receiver. Features Dolby surround with hall and theater surround modes; surround input-level calibration; quartz-synthesis PLL tuner with 30 presets; motor-driven master volume, bass, treble, and variable loudness controls; remote control with mute. 100 W/ch cont avg into 8 ohms with 0.08% THD (front) plus 15 W/ch (rear). FM: cap ratio 1.5 dB; sel 65 dB ± 400 Hz; THD at 1,000 Hz 0.3% mono, 0.6% stereo; S/N mono 73 dB, stereo 40 dB. 17¼ x 5¾ x 11¾ in. 19.75 lb \$450

AG-1000 100-W/ch Receiver

AM/FM receiver with wireless remote control. Includes 5-band graphic EQ; motor-driven master volume control; matrix surround; loudness control; muting; inputs for CD/VCR, tape/DAT, phono; speaker-select switch; gold-plated headphone output; quartz-synthesis PLL tuner with 16 presets. 100 W/ch cont avg into 8 ohms with 0.08% THD; phono FR 20-20,000 Hz ± 1 dB, CD FR 10-70,000 Hz ± 1, -3 dB; phono S/N 65 dB, CD 75 dB \$360

AG-500 50-W/ch Receiver

AM/FM receiver with wireless remote control. Motor-driven master volume control; matrix surround; CD/VCR, tape/DAT, phono inputs; bass, treble, and loudness controls; muting via remote; speaker select switch; quartz-synthesis PLL tuner with 8 AM/16 FM presets. 50 W/ch cont avg into 8 ohms with 0.08% THD; phono FR 20-20,000 Hz ± 1 dB, CD FR 15-30,000 Hz ± 1, -3 dB; phono S/N 65 dB, CD 75 dB. FM: cap ratio 1.5 dB; THD mono 0.3%, stereo 0.6%; S/N mono 73 dB, stereo 68 dB. 17¼ x 4¾ x 9¾ in. 13.25 lb \$270

TECHNICS

SA-GX910 370-W/ch A/V Receiver

5-channel AM/FM receiver with 1-bit mash D/A converter and DSP. Features Dolby Pro Logic with phantom and normal center-channel

modes; hall, club, and stadium DSP surround modes; quartz-synthesis digital tuning; Class A amp circuitry; cooling fan; parametric EQ with 3 fixed and 3 user presets; 15-band spectrum analyzer. Adjustable (15-30 ms) digital delay; Dolby 3 Stereo mode; 2 optical inputs; 1 optical output; 5 analog inputs; 4 video inputs; front-panel VCR input; 3 S-video inputs; preamp-out and main-amp-in terminals; rear- and center-level, and L/R surround input controls; switchable loudness control; 30 tuner presets; remote-controllable rotary volume knob; gold-plated headphone jack; 59-key programmable remote control. Amp: 125 W x 2 into 8 ohms with 0.008% THD (front) plus 30 W x 2 (rear) plus 60 W (center); FR 7-70,000 Hz ± 3 dB line-level source; THD 0.008%; S/N 70 dB; dynamic headroom 1.2 dB. FM tuner: 50-dB quieting sens 40.2 dBf stereo; AM rej 50 dB; cap ratio 1 dB; alt-ch sel 65 dB; THD 0.3% stereo; S/N 70 dB stereo; stereo sep 40 dB at 1,000 Hz. 17 x 6¼ x 17 in; 33 lb \$1,000
SA-GX710. As above, without D/A converter, DSP modes, or S-video inputs; 48-key remote; 32 lb \$700

SA-GX505 240-W A/V Receiver

4-channel AM/FM receiver. Features Dolby Pro Logic with phantom and normal center-channel modes; digitally encoded tuning with rotary knob; Class A amp circuitry; cooling fan; parametric EQ with 3 fixed, and 3 user presets; 15-band spectrum analyzer. Dolby 3 Stereo mode; 4 audio inputs; 2 video inputs; rear- and center-level, and L/R surround input controls; switchable loudness control; remote-controllable rotary volume knob; headphone jack; 48-key programmable remote control. Amp: 110 W x 2 into 8 ohms with 0.05% THD (front) plus 10 W x 2 (rear, center); FR 7-70,000 Hz ± 3 dB line-level source; THD 0.05%; S/N 70 dB; dynamic headroom 1.2 dB. FM tuner: 50-dB quieting sens 40.2 dBf stereo; AM rej 50 dB; cap ratio 1 dB; alt-ch sel 65 dB; THD 0.3% stereo; S/N 70 dB stereo; stereo sep 40 dB at 1,000 Hz. 17 x 5¾ x 12 in; 22 lb \$450

SA-GX303 85-W/ch Surround A/V Receiver

3-channel AM/FM receiver. Features Dolby Surround with digital delay; digitally encoded tuning with rotary knob; Class A amp circuitry; cooling fan; parametric EQ with 3 fixed, 3 user presets; 15-band spectrum analyzer. 4 audio inputs; 2 video inputs; rear-level and L/R surround input balance controls; switchable loudness control; remote-controllable rotary volume knob; 30 tuner presets; headphone jack; 48-key programmable remote control. Amp: 85 W x 2 into 8 ohms with 0.05% THD (front) plus 10 W (rear); FR 7-70,000 Hz ± 3 dB line-level source; THD 0.05%; S/N 70 dB; dynamic headroom 1.2 dB. FM tuner: 50-dB quieting sens 40.2 dBf stereo; AM rej 50 dB; cap ratio 1 dB; alt-ch sel 65 dB; THD 0.3% stereo; stereo sep 40 dB at 1,000 Hz. 17 x 5¾ x 12 in; 19 lb \$350

SA-GX100 40-W/ch Receiver

AM/FM receiver. Features quartz-synthesis tuning. 5 audio inputs; switchable loudness control; remote-controllable rotary volume knob; 24 tuner presets with 10-key direct access that can be categorized into 6 groups; headphone jack; bass and treble controls; 36-key programmable remote control. Amp: 40 W x 2 into 8 ohms with 0.5% THD; FR 10-70,000 Hz ± 3 dB line-level source; THD 0.5%; S/N 70 dB; dynamic headroom 1.2 dB. FM tuner: 50-dB quieting sens 40.2 dBf stereo; AM rej 50 dB; cap ratio 1 dB; alt-ch sel 65 dB; THD 0.3% stereo; S/N 70 dB stereo; stereo sep 40 dB at 1,000 Hz. 17 x 4¾ x 11¾ in; 13 lb \$230

**4-Head Mid-Mount Video
Cassette Recorder
with VHS Hi-Fi Stereo
and Flying Erase Head**

- Mid-Mount Cassette Mechanism with Twin Impedance Rollers and Silicon Resin Isolation Feet for superior stability
- VHS Hi-Fi Recording and Playback
- Camcorder Ready with Flying Erase Head, Audio/Video Editing Capability, and Front and Rear Panel A/V Jacks
- MTS (Multichannel Television Sound) Stereo and SAP (Second Audio Program) Reception
- 4 Double Azimuth Video Heads
- 1-Year/6-Event Billingual (English/Spanish) On-Screen Programming via Remote Control
- 181-Channel Cable-Compatible Quartz PLL Frequency Synthesizer Tuning
- Blank Search System
- Real-Time
- Blue-Screen
- Tape Index
- TV Monitor
- On-Screen
- One-Touch Automatic Digital Tracking
- Variable-Speed Slow Motion
- Instant Action Full Loading System
- 7x Cue & Review Picture Search
- Automatic Head Cleaning System
- One-Touch Daylight Savings Time Adjustment
- HQ+CGD Picture Enhancement Circuitry
- Preprogrammed Unified Remote Control

How To Get Unwavering Devotion From Your VCR.



For those who pay close attention to their VCRs, Fisher introduces the Mid-Mount FVH8901. By placing the cassette mechanism squarely in the middle, Fisher protects and isolates the tape from the vibrations and shocks of everyday life. The result is an incredibly faithful and steady picture, day after day, night after night. And that's a firm commitment.

FISHER
AUDIO/VIDEO

...Trust your senses.

FREE Stereo Catalog

In 100+ pages, you'll see the latest in home and car stereos, video and telephones. Crutchfield's one-of-a-kind catalog brings you quality brands like Sony, Pioneer, Kenwood, Advent, Bose, AR, and many others—**all at discount prices.**

You'll see each component in detailed color and get Crutchfield's exclusive comparison charts of specs and features. Our technical staff and writers highlight the unique benefits of every product, so you can choose the model you like best.

Call or send this coupon now for your free catalog

800-336-5566

8am - Midnight (Eastern time)
7 days a week

Name _____
Address _____ Apt. # _____
City _____ State _____ Zip _____

Optional - Are you in the market for:

PC/Office products Security products

CRUTCHFIELD

1 Crutchfield Park, Dept. SR, Charlottesville, VA 22906

RECEIVERS

VECTOR RESEARCH

VRX-9200R 40 W x 4 A/V Receiver

Features Dolby Surround; 8 discrete output transistors; quartz-synthesis tuning. Pre-out/main-in jacks; video signal routing; A/V processing loop; video monitor output; CD input; 20 station presets; preset scan; mono/stereo switch; motorized rotary volume control; A/B RF antenna inputs; FM auto scan; 2 tape monitors with bidirectional dubbing; 2 A/V monitors with dubbing; MC head amp; high and subsonic filters; surround level, front/rear balance controls; remote. Amp: 120 W x 2 or 40 W x 4 (bridged); FR 10-50,000 Hz; THD 0.03%; IM 0.03%; damping factor 120. 17 x 5½ x 15½ in; 26 pounds \$850

VRX-8200R 110-W/ch A/V Receiver

Features surround sound; 8 discrete output transistors. Pre-out/main-in jacks; video signal routing; A/V processing loop; video monitor output; CD input; quartz-synthesis tuning; 20 station presets; preset scan; mono/stereo switch; A/B RF antenna inputs; FM auto scan; 2 tape monitors with bidirectional dubbing; MC head amp; high and subsonic filters; parallel speaker switching; motorized rotary volume control; remote. Amp: FR 10-50,000 Hz; THD 0.03%; IM 0.03%; damping 120. Tuner: 50-dB quieting sens 14.6 dBf mono, 35.5 dBf stereo; cap ratio 1 dB; alt-ch sel 65 dB. 17 x 5½ x 15½ in ... \$660

VRX-6200R 65-W/ch A/V Receiver

Features surround sound; 8 discrete output transistors. Pre-out/main-in jacks; video signal routing; A/V processing loop; video monitor output; CD input; quartz-synthesis tuning; 16 station presets; mono/stereo switch; RF antenna inputs; FM auto scan; 2 tape monitors with dubbing; loudness control; parallel speaker switching; motorized rotary volume control; remote. 17 x 4½ x 13½ in; 20 lb \$450

VRX-5200R 50-W/ch A/V Receiver

Features surround sound; 8 discrete output transistors; quartz-synthesis tuning. 20 random AM/FM presets; CD inputs; A/V processing loop; 2 switched/unswitched outlets; separate FM mute and mono; video monitor out; rotary volume control with LED; pre-out, main-in jack; video signal routing; 75-ohm connector; AM/FM auto scan. Amp: THD 0.07%; IM 0.07%; FR 10-50,000 Hz. Tuner: 50-dB quieting sens 15.6 dBf mono, 37.6 dBf stereo; cap ratio 1.3 dB; alt-ch sel 60 dB. 17 x 4½ x 13½ in; 17 lb \$370

VRX-3600R 40-W/ch A/V Receiver

Features surround sound; 8 discrete output transistors; quartz-synthesis tuning. 20 random AM/FM presets; CD inputs; A/V processing loop; 2 switched/unswitched outlets; separate FM mute and mono; video monitor out; rotary volume control with LED; pre-out, main-in jack; video signal routing; 75-ohm connector; AM/FM auto scan. Amp: THD 0.08%; IM 0.08%; FR 10-50,000 Hz. Tuner: 50-dB quieting sens 15.6 dBf mono, 37.6 dBf stereo; alt-ch sel 58 dB .. \$320

VRX-3550 55 W/ch Receiver

Features discrete output stage; midrange tone control; rear-panel input/output. Amp: damping factor 100 \$250

VRX-2700 30-W/ch A/V Receiver

Features 8 discrete output transistors; quartz-synthesis tuning. 20 random AM/FM presets; CD input; A/V processing loop; 2 switched/unswitched outlets; separate FM mute and mono; video monitor out; rotary volume control with LED; pre-out, main-in jack; video signal routing;

75-ohm connector; AM/FM auto scan. Amp section: THD 0.09%; IM 0.09%; FR 10-50,000 Hz. Tuner section: 50-dB quieting 17.2 dBf mono, 38.7 dBf stereo; capture ratio 1.5 dB; alt ch sel 58 dB. 17 x 4½ x 13½ in; 13 lb \$220

YAMAHA

RX-V1050 390-W A/V Receiver

5-channel AM/FM receiver. Features Dolby Pro Logic circuitry with auto input balance and concert video, mono movie, rock concert, and concert hall modes; direct-PLL IF count tuning; digital test-tone generator; switchable dual center-channel outputs for 2 speakers; subwoofer output with low-pass filter; 8 audio inputs; 4 video inputs; 3 S-video inputs; banana-plug-compatible speaker terminals; rec-out selector; pre-main coupler for main channels; pre-out terminals for rear and center channels; 40 AM/FM presets; motor-driven volume control; sleep timer; remote control with volume. 110 W x 3 (left, right, center) into 8 ohms with 0.015% THD plus 30 W x 2 (rear) into 8 ohms at 1,000 Hz with 0.8% THD \$1,199

RX-V850. As above, no S-video inputs, 7 audio inputs, 3 video inputs. 80 W x 3 (left, right, center) into 8 ohms with 0.015% THD plus 25 W x 2 (rear) into 8 ohms at 1,000 Hz with 0.08% THD \$799

RX-950 120-W/ch A/V Receiver

AM/FM receiver. Features Class A amplification; direct-PLL IF count synthesis tuning; high-gain AM loop antenna. 40 AM/FM presets; signal-strength meter; continuously variable loudness control; motor-driven input selector and volume control; banana-plug compatible speaker terminals; pre-main coupler; 2 pre-out terminals that can be used in multiroom system; tone and balance controls; switch bypassing tone, balance, loudness, and pre-main coupler; 5 audio inputs; 2 video inputs; record-out selector; sleep timer; 33-key remote control with -20 dB mute. 120 W/ch cont avg into 8 ohms with <0.015% THD, 340 W/ch into 2 ohms \$899

RX-750. As above, Class AB; no pre-out multiroom terminals; 32-key remote control without muting. 80 W/ch cont avg into 8 ohms from with <0.015% THD, 200 W/ch into 2 ohms \$529

RX-550 60-W/ch Receiver

AM/FM receiver. Features direct-PLL IF count synthesis tuning. 40 AM/FM presets; signal-strength meter; motor-driven rotary input selector; and volume control; banana-plug compatible speaker terminals; tone, balance, and loudness controls; switch bypassing tone, balance, and loudness; 6 audio inputs; record-out selector; A/B speaker switching; sleep timer; 32-key remote control. 60 W/ch cont avg into 8 ohms with <0.015% THD, 150 W/ch into 2 ohms \$399

RX-450 45-W/ch Receiver

AM/FM receiver with PLL synthesis tuning. 16 AM/FM presets; 5 audio inputs; A/B speaker switching; continuously variable loudness control; dynamic bass-extension control; remote control. 45 W/ch cont avg into 8 ohms with <0.04% THD, 112 W/ch into 2 ohms \$299

RX-350 40-W/ch Receiver

AM/FM receiver with direct-PLL synthesis tuning. Features high-gain AM loop antenna; auto search and manual up/down tuning; 16 AM/FM presets; signal-strength meter; A/B speaker switching; CD-direct switch; dynamic bass-extension control; -40 dB continuously variable loudness control. 40 W/ch cont avg into 8 ohms with <0.04% THD, 88 W/ch into 2 ohms .. \$239

INTEGRATED • AMPLIFIERS

ACOUSTIC RESEARCH

AR A-07 75-W/ch Integrated Amplifier

Features A/V switching. Twin power supplies; switchable feedback tone controls; Inputs for MM and MC cartridges. 110 W/ch into 4 ohms; FR 15-20,000 Hz; THD 0.03% \$500

AR A-03 30-W/ch Integrated Amplifier

No tone controls. 40-W/ch into 4 ohms; FR 15-20,000 Hz; THD 0.005% \$300

ARCAM

Delta 90.2 70-W/ch Integrated Amplifier

Features toroidal power transformer. Aluminum casing; MM/MC, CD, tuner, 2 tape-rec inputs; independent monitor and rec controls; mono switch; headphone output. 70 W/ch into 8 ohms; THD 0.02% at 1,000 Hz. 17 x 3½ x 11½ in; 18 lb. Black \$799

Delta 60 50-W/ch Integrated Amplifier

Features 200-VA toroidal power transformer and separately regulated MC pre-preamplifier. MM, CD, tuner, and 2 tape-rec inputs; tape monitoring; mono switch; twin speaker outputs; headphone output. 50 W/ch into 8 ohms; FR 20-20,000 Hz; THD 0.02% at 1,000 Hz. 17 x 3½ x 11½ in; 15 lb. Black \$649

Alpha2 30-W/ch Integrated Amplifier

Features toroidal power transformer. Aluminum chassis; CD, MM/MC, tuner, and tape-rec inputs; full monitoring; headphone output. 30 W/ch into 8 ohms; FR 20-20,000 Hz; THD 0.02% at 1,000 Hz. 17 x 3¾ x 9 in; 10 lb. Charcoal finish \$379

ARISTON ACOUSTICS BY EUROSOUND

Ariston Integrated Amplifier

Class AB bipolar design. Features remote control; headphone jack; moving-magnet input. 31.4 w/ch into 8 ohms; power bandwidth 9-30,000 Hz. 12¾ x 4 x 9¾ in. Satin-black finish \$499

AUDIO BY VAN ALSTINE

Omega 90-W/ch Integrated Amplifier

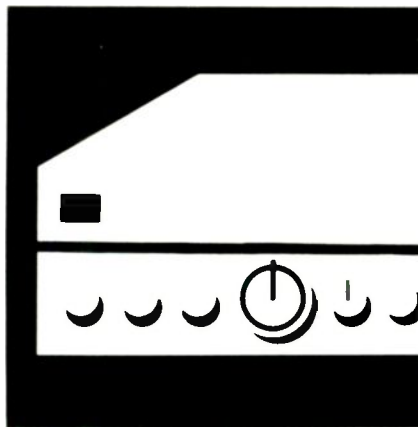
Includes Van Alstine Omega hybrid preamplifier circuitry. Features 300 V/μs custom hybrid amp modules with active-powered feedback; full complementary power MOSFET output circuits; toroidal power transformer; high-current preamp sections. Volume, balance controls; phono, CD, tuner, and dual tape inputs; tape-to-tape dubbing capability; drives two pairs of speakers simultaneously or separately; headphone jack. 90 W/ch into 8 ohms; THD <0.01%. 13½ x 4½ x 12½ in; 22 lb \$995

Delta 30-W/ch Integrated Amplifier

Features high-voltage, high-current power MOSFET's; precision film resistors; film capacitors; fiberglass circuit boards; isolated and regulated power supplies. Volume, balance controls; phono, CD, tuner, tape 1, and tape 2 inputs; two tape outputs; two sets of switched speaker outputs and headphone jacks; switchable tone controls; mono-stereo switch. 30 W/ch into 8 ohms; THD <0.03%. 13½ x 4½ x 12½ in; 20 lb \$695

AUDIO INNOVATIONS

The following products are distributed by Sounds Like Music.



Series 500 25-W/ch Tube Integrated Amplifier

Class A operation; self-biasing circuit; part hand-wired circuits; 4/8/16-ohm output imp; low-feedback design. 25-W/ch cont avg into 8 ohms; FR 30-20,000 Hz ±0.3 dB; THD 0.1%; sens 150 mV; input imp 100,000 ohms; S/N MM phono 65 dB; sens MM phono 3.5 mV. 37.6 lb \$1,995

Series 300/II 8-W/ch Tube Integrated Amplifier

Class A operation. 9-W/ch cont avg into 6 ohms; FR 20-15,000 Hz; THD 0.03%; sens 250 mV; input imp 47,000 ohms; S/N MM phono 60 dB; sens MM phono 4.25 mV rms. 23 lb \$1,295

AUDIO NOTE

The following products are distributed by Sounds Like Music.

ONGAKU 27-W/ch Tube Integrated Amplifier

Features Class A triode operation; zero feedback; parallel single-ended circuitry; tube-regulated power supply; silver-wired transformers; paper-in-oil/silver-foil capacitors; tantalum-film resistors; direct-heated triode 211A tubes; copper chassis. 27 W/ch cont avg into 8 ohms; FR 10-40,000 Hz; slew rate 5 V/μs; input imp 250,000 ohms. 90 lb \$65,000

ANKORU 25-W/ch Tube Integrated Amplifier

Features Class A triode operation; phono input. 25 W/ch cont avg into 8 ohms; FR 10-40,000 Hz; slew rate 10 V/μs; input imp 100,000 ohms; S/N MM phono 76 dB; sens MM phono 2 mV. 65 lb \$12,000
With remote control \$12,500

TOMEI 7.5-W/ch Tube Integrated Amplifier

Features Class A triode operation; zero-feedback circuitry; slow-start and protection circuitry; mute/standby; PCB-mounted ceramic tube-bases; tantalum-film resistors; paper/oil capacitors; Partridge transformers; 2A3 direct-heated triode output stage; stainless-steel chassis. 7.5 W/ch cont avg into 8 ohms; FR 10-40,000 Hz; slew rate 10 V/μs; input imp 100,000 ohms; S/N MM phono 76 dB; sens MM phono 2 mV. 50 lb \$4,595
With remote control \$4,995

CAMBRIDGE AUDIO

The following products are distributed by Weltronics.

P70 60-W/ch Integrated Amplifier

Features toroidal transformers with tuned reservoir capacitors. Passive tone controls with bypass circuit; discrete headphone amp. MM

phono, MC phono, CD, tuner, and aux inputs; tape monitor; gold-plated phono sockets; 4-mm banana-plug/binding-post speaker terminals. THD <0.01% at 50% rated power; S/N MM phono 80 dB, MC phono 68 dB, line 100 dB; sens MM phono 4.3 mV, MC phono 0.5 mV, line 300 mV \$600
P50. Same as above, 50-W/ch \$500
P25. Same as above, 30-W/ch using EI core transformer \$350

CREEK AUDIO BY MUSIC HALL

Model 6060 60-W/ch Integrated Amplifier

2 tape-to-tape inputs and outputs and inputs for MM and MC phono, video, CD, and tuner. Features preamp out/preamp in; tape monitor; tape-to-tape dubbing; active/passive tone controls, 4-speaker switching (A, A/B, B). 200-W mono \$1,095

Model 4040/S2 40-W/ch Integrated Amplifier

Tape input/output and inputs for MM phono, CD, and tuner; MC switch. 40 W/ch into 8 ohms \$600

Model 4040/S3. Similar to above, 30 W/ch; no MC switch \$500

DENON

AVC-3020 300-W Surround Integrated Amp

Features 6 discrete-component amps for 2 front, 2 center, and 2 rear speakers. Dolby Pro Logic and Dolby Time Link digital delay circuitry; 4 Dolby modes; 5 additional surround modes: hall, simulated, live, synthetic, and spectarea; adjustable 0-130 ms digital delay; dialogue-enhancing EQ; 24-character by 10-line display and FL alphanumeric front-panel display for control and set-up information; non-volatile memory for preferred control settings; separate A/V-input and record-output selectors for dubbing; 5 video/S-video inputs; 3 video/S-video outputs; 9 audio inputs/9 audio outputs; auto input balance; videodisc (VDP)-direct switch for 20 MHz bandwidth; 60-key remote control with keys to operate Denon Integral System components and 5 keys, each programmable to send string of 15 commands. 80 W x 2 + 35 x 4 into 8 ohms \$1,000

AVC-1000 210-W Surround Integrated Amp

Features 6 amps for 2 front, 2 center, and 2 rear speakers; Dolby Pro Logic circuitry with digital delay; bridging capability; 4 Dolby modes for video; 3 surround modes (hall, simulated, live) for audio or video sources; dialogue-enhancing switch; 5-40 ms digital delay; 20-character by 9-line display and LCD alphanumeric display for control and set-up information; 4 S-video inputs; 3 S-video outputs; 5 video inputs; 3 video outputs; 10 audio inputs; 8 audio outputs; mono subwoofer output; two-mode rec-out selector combines video and audio sources for dubbing; programmable 62-key remote control with keys to operate Denon Integral System components. 6-channel mode: 55 W x 2 + 25 x 4 or 55 x 4 into 8 ohms \$700

PMA-1060 105-W/ch Integrated Amplifier

Class A circuitry with bias control for each channel. Features straight-line circuit layout; pure-current power supply; toroidal power transformer. Low-imp volume control; line-level outputs; separate input and rec-output selector. 105 W/ch into 8 ohms from 20-20,000 Hz; THD 0.005%; S/N: line 110 dB, MM 94 dB, MC 75 dB \$600
PMA-860. As above. 80 W/ch into 8 ohms; S/N: line 110 dB, MM 94 dB, MC 75 dB; THD

Pair Powered Partners with musical instruments, computers and portable cassette players for true high fidelity sound.

Powered Partners amplified speakers offer sound superiority in a versatile package.

At right is an example, Powered Partner 570. With 40 watts of power in each speaker, the 570 uses a 5" polypropylene woofer and liquid-cooled tweeter to deliver better bass and sweeter high-frequencies. Plus it's shielded to prevent screen distortion when used with video or computer.

The 570 offers more music source options, and provides treble, bass and volume controls. It adapts to any listening environment with a simple universal mounting bracket. The automatic on/off switch turns off soon after the music stops—a convenience for hard-to-reach mountings.

Another side of the 570's versatility is the portability of AC/DC power. A battery pack, car cigarette lighter adapter, and carrying case are available. DC input voltage from 12V to 25V can be used.

For more information and free literature on the complete line of Powered Partners, call 1-800-288-AR4U.

**Powered Partners.
Superior Sound Simplified.**



AR is a registered trademark of Acoustic Research.

© 1990, AR is a registered trademark of Acoustic Research



Movie.



Movie Theater.


AAAAHHHHH! Outside of a movie theatre, never has a scream been so chilling. Powered Partners amplified speakers turn a TV or VCR into true high-fidelity sound. Plus they're shielded to prevent distortion. Watch out! Neighbors may drop in. Free literature, call 1-800-288-AR4U. **Powered Partners. Superior Sound Simplified.**



© 1990, AR is a registered trademark of Acoustic Research



Disc.



Discotheque.

Get out your dancing shoes. Now your portable disc player can easily fill a whole room with music. Plug Powered Partners amplified speakers into it or into your portable cassette's headphone jack, and feel the room come alive. After all, it takes more than one to tango. Free literature, call 1-800-288-AR4U. **Powered Partners. Superior Sound Simplified.**



INTEGRATED • AMPLIFIERS

0.007% \$400
PMA-560. As PMA-860. 70 W/ch into 8 ohms;
 THD 0.008% \$350

PMA-980R 90-W/ch Integrated Amplifier
 Features Class A circuitry; relay-type input switching; straight-line circuit layout; pure-current power supply. Motor-driven volume control; separate input and rec-output selector; remote control with speaker switching \$500

EXPOSURE

Exposure XV Integrated Amplifier
 Features board-mounted rotary, listen, and record selectors \$1,495

Exposure X Integrated Amplifier
 Features one-piece double-sided fiberglass PCB. MM, MC phono inputs. Offers full regulation to drive low-impedance loads. \$1,250

FRONTIER

JX-16 15-W/ch Integrated Amplifier
 For use with personal stereos and other audio sources. Features separate phono preamp; 5-band graphic EQ; LED power meters; inputs for tape, phono MM and aux; headphone jacks; loudness-contour switch; 15 W/ch rms into 8 ohms 7 x 1 1/4 x 5 1/4 in; 6.5 lb \$295

HARMAN KARDON

The following amps feature discrete components in signal path, MM/MC phono inputs, and selectable power-supply voltage unless otherwise noted.

HK6900 170-W/ch Integrated Amplifier
 Features electronic front-panel switches that control analog switches at rear inputs to create short signal paths; phase-correct loudness. A/V switching; 2-way tape copy; 2 VCR/tape monitors; rec-out selector; tone defeat; subsonic filters; preamp-out jacks. S/N 98/80 dB (CD/phono); slew rate 280 V/μs; damping factor 70; negative feedback 12 dB; high-current capability ± 90 amperes \$1,199
HK6800. As above, 120 W/ch. High-current capability ± 70 amperes \$899

HK6600 90-W/ch Integrated Amplifier
 Features phase-correct loudness. 2-way tape copy; rec-out selector; tone defeat; mono switch; subsonic and high-cut filters; preamp-out/main-in jacks. S/N 98/80 dB (CD/phono); slew rate 180 V/μs; damping factor 65; negative feedback 12 dB; high-current capability ± 50 amperes \$699

HK6500 70-W/ch Integrated Amplifier
 Features phase-correct loudness. Mono switch; 2 tape monitors; external processing loop; subsonic filter. S/N 98/80 dB (CD/phono); slew rate 90 V/μs; damping factor 65; negative feedback 20 dB; high-current capability ± 40 amperes \$499

HK6200 45-W/ch Integrated Amplifier
 Features active/passive phono section without MM/MC inputs; loudness-contour switch; 2 tape monitors \$349

HK6100. As above, 30-W/ch into 8 ohms with 0.09% THD \$249

HITACHI

HA-V5EX 200-W A/V Integrated Amplifier
 Features Dolby Pro Logic surround; 4-ch amp;

6 surround modes; 6 A/V, 3 audio inputs. 50 x 4 W into 6 ohms; FR 20-20,000 Hz \$750

JVC

AX-Z911BK 100-W/ch Integrated Amplifier
 Class A circuitry. Features D/A converter with 4x oversampling filter and automatically selected 32, 44.1, or 48 kHz sampling frequencies for digital sources; separate digital and analog circuitry; D/A-converter direct switch; 4-ohm load capability. High-gain EQ for MM/MC phono inputs; motor-driven volume control; optical and coaxial inputs; coaxial input/output; gold-plated terminals; Compu Link system compatibility. Includes wireless remote control. 100 W/ch cont avg into 8 ohms from 20-20,000 Hz with < 0.003% THD \$1,100

Super Digifine Series

AX-V1050TN 400-W A/V Integrated Amp
 Features Dolby Pro Logic circuitry with 3 center-channel modes (normal, wide, phantom), symphony hall, recital hall, church, jazz club, pavilion, and stadium digital ambience settings; 5 Dynamic Super-A power amps designed to eliminate transistor-switchoff distortion; 1-bit A/D and D/A converters with 4th-order noise shaping. 7 video inputs; 3 video outputs; 1 monitor output; 3 S-video terminals; 6 audio inputs; 2 audio outputs; 2 mono subwoofer outputs; 6 speaker outputs; parametric center-channel EQ; adjustable center-channel delay; record monitor; CD- and D/A-converter-direct switches; large FL display; composite to S-video conversion; programmable remote control. 100 W x 2 cont avg into 8 ohms from 20-20,000 Hz with < 0.08% THD and 80 W (center) + 60 W x 2 (rear) cont avg into 8 ohms at 1,000 Hz with < 0.08% THD; dynamic power 300 W x 2 into 2 ohms; FR 5-70,000 Hz +0, -3 dB; S/N: line 80 dB, MM 67 dB, 17 1/8 x 6 1/4 x 17 1/2 in; 35 lb \$1,500

AXZ-1010TN 100-W/ch Integrated Amplifier
 JVC Digital Pure-A design to eliminate switching distortion and reduce heat dissipation. Features K2 digital input interface with 8x-oversampling filter and four 18-bit D/A converters; parallel push-pull transistor configuration. D/A-converter-direct switch; high-gain MM/MC phono EQ; bass control; connections for 2 speaker pairs; remote control with volume and speaker switching. 100 W/ch cont avg into 8 ohms from 20-20,000 Hz with < 0.004% THD, 320 W/ch into 2 ohms; FR 5-100,000 Hz +0, -3 dB; damping factor 200 (1 kHz, 8 ohms); THD at 100 W into 8 ohms: line 0.004%, phono 0.009%; S/N: MC 73 dB, MM 82 dB, line 86 dB. 17 1/4 x 6 7/8 x 18 1/4 in; 37 lb \$1,200

KENWOOD

KA-V9500 340 W A/V Integrated Amplifier
 Features 18-bit digital signal processor with 8 surround-field presets; decoder; Dolby Pro-Logic; 16-bit digital delay; Dolby 3 stereo; auto input balance; dual-power transformer; amp-stabilizing circuit; digital bass and treble controls; 5-system preset memories; connections for 12 components; S-video to composite video dubbing and monitoring; on-screen display; learning remote control; motor driven volume control. 80 W x 2 (front left/right), 45 W x 2 (center), 45 W x 2 (rear); FR 5-80,000 Hz ± 3 dB; sens 200 mV; S/N 96 dB; THD 0.08% into 8 ohms. 17 1/4 x 6 3/4 x 16 1/4 in; 38.5 lb \$1,499

KA-V7500 316 W Integrated A/V Amplifier
 Features Dolby Pro Logic decoder; Dolby 3 stereo; Dolby time-link digital delay; learning

remote control; on-screen display; 4 S-video inputs and 3 S-video outputs; switching for 2 pairs speakers; connections for dual-center ch speakers; 5 surround memories with 12 space titles; 6 A/V inputs. 70 W x 2 (front left/right), 70 W x 2 (center), 18 W x 2 (rear) \$899

LINN

Intek 50-W/ch Integrated Amplifier
 MM and MC phono inputs. Features separate record/play paths; switched/unswitched speaker outputs; power-amp-driven headphone output. 50 W/ch into 8 ohms \$995

LUXMAN

LV-117 110-W/ch Integrated Amp
 Dual 16-bit D/A converters and 4x-oversampling filter. Features low-impedance drive capability; 3 differential FET input and predriver stages per channel; star circuit topology. Line-direct switch for all source inputs; video switching; signal processor/pre-out jacks; optical and coaxial digital inputs. 110 W/ch cont avg into 8 ohms. 250 W/ch into 4 ohms, 300 W/ch into 2 ohms; THD 0.05%; S/N 97 dB line; IM 0.02%; slew rate 12 V/μs; damping factor 50 (50 Hz, 8 ohms) \$1,200
LV-113. As above, no MC phono inputs. 65 W/ch into 8 ohms, 150 W/ch into 4 ohms, 190 W/ch into 2 ohms; S/N 84 dB phono, 96 dB line; slew rate 20 V/μs; damping factor 30 (50 Hz, 8 ohms) \$750

LV-105U 80-W/ch Hybrid Integrated Amp
 Combines J-FET's, twin-triode vacuum tubes, and high-current MOSFET output devices. Features Duo-Beta dual feedback loop; star circuit topology. CD-direct button; optical and coaxial digital outputs; tape and video dubbing; rec-out selector; MM/MC phono inputs; signal-processor jacks. 80 W/ch cont avg into 8 ohms, 140 W/ch into 4 ohms, 170 W/ch into 2 ohms; THD 0.25%; S/N 90 dB MM, 70 dB MC, 96 dB line; IM 0.03%. 17 1/4 x 5 1/4 x 13 1/2 in; 25 lb \$1,200

LV-112 55-W/ch Integrated Amplifier
 Discrete driver/power-amp stages and bipolar output devices. Features low-impedance drive capability; Duo-Beta dual feedback loop; star circuit topology. Line-direct and subsonic-filter switches; 6 inputs including front-panel aux input; DAT/tape select/dubbing, DAT/tape monitor, loudness-compensation buttons. 55 W/ch cont avg into 8 ohms \$550
LV-111. As above, 4 inputs. 40 W/ch \$350

MADISON FIELDING

CA 700 60-W/ch Integrated Amplifier
 Features MOSFET design; 7-band 24-step digital EQ; 4-tone memory; electronic volume control; remote control. 60 W/ch; FR 20-20,000 Hz; THD 0.01%; min imp 4 ohms. 19 x 3 1/2 x 14 1/4 in \$1,500

MCINTOSH

MA-6200 75-W/ch Integrated Amplifier. 100 W/ch into 4 ohms. 42 lb \$1,899

MISSION

Cyrus II 60-W/ch Integrated Amplifier
 Features high peak-current delivery; nonmagnetic, polypropylene and polystyrene capacitors; separate record out for all inputs; balance control for all inputs; CD, tuner, hi-fi, video, tape, and MM and MC phono cartridges; headphone jack. FR 20-20,000 Hz; THD 0.003% at 1,000 Hz into 8 ohms; S/N 83 dB; slew rate 10 V/

INTEGRATED • AMPLIFIERS

μ s; damping factor 100. Matte black or Nextel gray finish. 8½ x 3 x 13½ in. 16 lb \$899

Cyrus I 30-W/ch Integrated Amplifier

Features magnesium-die-cast chassis and heat sink; aluminum die-cast front and cover; metal-film resistors and capacitors; separate record-out control for all inputs; inputs for CD, tuner, hi-fi, video, tape, and both MM and MC phono cartridges; balance control for all inputs.. \$599

NAD

The following products are distributed by Lenbrook.

Model 3400 100-W/ch Integrated Amplifier

Bridgeable stereo amplifier with power-envelope circuitry and soft-clipping circuitry. Normal/lab inputs; preamp out/main in; semiparametric tone controls; bass EQ. Remote control. 100 W/ch cont avg; dynamic headroom 5.7 dB. Rack mountable \$799

Model 3240PE 40-W/ch Integrated Amplifier

Features power-envelope and soft-clipping circuitry; high-current design. Bass EQ; speaker impedance selector. 40 W/ch cont avg; dynamic headroom 6 dB \$399

Model 3225PE 25-W/ch Integrated Amplifier

Features power-envelope circuitry; soft-clipping circuitry; discrete 4-transistor phono preamp. Preamp out/main amp in \$249

NAIM

NAIT 2 18-W/ch Integrated Amplifier

Features four switch-selectable inputs: MM phono; tuner, tape, aux; tape monitor/mute function; amp section bypassable. Input sens phono 2.5 mV at 47 kilohms; tuner, aux 75 mV at 47 kilohms; tape output level and imp 75 mV at 1 kilohm, source. 10¼ x 3 x 8 in \$895

NIKKO

NA 300 196-W/ch Integrated Amplifier

Class AB output operation; MC input. 196 W/ch cont avg into 4 ohms; slew rate 6 V/ μ s; sens 150 mV high-level, 2.8 mV MM; power bandwidth 5-34,000 Hz; dynamic headroom 1 dB; input imp 51 kilohms; S/N 77 dBA MM; MM phono overload 150 mV \$449

NA 200 100-W/ch Integrated Amplifier

100 W/ch cont avg into 8 ohms; 0.2% THD; high-level sens 60 mV; input imp 47 kilohms .. \$379

NA 150 100-W/ch Integrated Amplifier

Class AB output operation. 100 W/ch cont avg into 8 ohms, 144 W/ch cont avg into 4 ohms; 0.05% THD; slew rate 5 V/ μ s; sens 170 mV high-level, 2.5 mV MM; power bandwidth 5-41,000 Hz; dynamic headroom 2 dB; input imp 47 kilohms; S/N 81 dBA MM \$249

NA 60 50-W/ch Integrated Amplifier

Class AB output operation \$139

ONIX AUDIO BY MUSIC HALL

OA215 50-W/ch Integrated Amplifier

Inputs for MM or MC phono, tape, CD player, tuner. Features 300-VA toroidal input transformer; 20,000 μ F capacitors; MM or MC board. 50 W/ch into 8 ohms; slew rate 150 V/ μ s; FR 15-40,000 \pm 3 dB \$875

OA20/2 35-W/ch Integrated Amplifier

Inputs for MM, CD player, tuner, and tape \$475

ONKYO

A-RV401 100-W/ch Integrated Amplifier

Features discrete output stage; 7 audio/2 video inputs; video dubbing; 4-mode speaker selector; source direct signal routing; FL display; RI remote compatible. Includes remote. \$400

Integra Series

A-G10 130-W/ch Integrated Amplifier

Features dual 18-bit linear D/A converters, and 8x-oversampling digital filter. Oversized power-supply block to drive low-impedance loads; dual-mono design; high-speed switching power supply. Optical and coaxial digital inputs; source-direct mode; remote control with phase-reverse button. 130 W/ch cont avg into 8 ohms, 420 W/ch into 2 ohms. Wood sidepanels \$3,000

A-SV810PRO 325-W A/V Integrated Amp

5 channels with Dolby Pro Logic. Features 5 amplifiers with discrete outputs; dual power transformers; 8-mode digital-soundfield processor; DSP with 10 soundfield presets; adjustable digital delay, 6 video (5 S-video) inputs; 10 audio inputs; 5 video (3 S-video) inputs; 5 audio outputs; pre-out/subwoofer terminals; FL display; RI-system compatible with remote control. 75 W x 2 or 85 W x 3 (front left, right, center) plus 35 W x 2 (rear) \$1,100

A-8800 100-W/ch Integrated Amplifier

Dual 18-bit linear D/A converters, 8x-oversampling digital filter. Features discrete output section; high-speed switching power supply. Optical and coaxial digital inputs; 10 inputs; pre-out/main-in terminals. 100 W/ch continuous average into 8 ohms, 310 W/ch into 2 ohms; frequency response 20-20,000 Hz; THD 0.008%; S/N 107 dB (CD); IM 0.005% \$850

A-809 105-W/ch Integrated Amplifier

Features discrete power supplies and subtransformers; dual-shielded block construction with 2-panel chassis base; 5-way speaker terminals. 105 W/ch into 8 ohms, 303 W/ch into 2 ohms. Includes remote control \$650

A-807 80-W/ch Integrated Amplifier

Features discrete power supplies and subtransformers; dual-shielded block construction with 2-panel chassis base; motorized volume control and input selector; 5-way speaker terminals. 80 W/ch into 8 ohms, 210 W/ch into 2 ohms. Includes remote control \$530

A-803 60-W/ch Integrated Amplifier

Features discrete output stage; multiroom remote capability; MM/MC cartridge selector switch; 7 inputs; multifunction RI compatible. Includes remote control \$350

PHILIPS

FA-80 100-W/ch Integrated Amplifier

Features linear-drive power supply; Class A mode with 20 W/ch; source-direct switching with auto tone defeat; 11 inputs; MM and MC phono, CD or CDV, tuner, 3 aux, 3 tape recorders or VCR's, and signal processor \$599

FA-50 70-W/ch Integrated Amplifier

Features linear-drive power supply; DC and short-circuit protection. Source-direct switching with auto tone defeat \$399

PIONEER

A-71 120-W/ch Integrated Amplifier

Features line-direct switch; nonresonating

frame chassis, insulators, and heat sink; clean ground technology; 7 inputs; Urushi-finish front panel; rosewood-finish vinyl-covered side panels. 120 W/ch into 8 ohms with 0.003%. 18 x 6¾ x 18¾ in; 59.5 lb \$1,100

VSA-1000 290-W A/V Integrated Amplifier

5-ch integrated amp with 154-position memory Smart remote. Features Dolby Pro Logic surround-sound processor with digital delay and Dolby Surround, stadium, simulated stereo, and studio. Two S-video input/outputs; 2 video monitor outputs with 1 S-video terminal; pre-out/power-in for front, rear, and center; 7 video, 6 audio inputs; video signal selector and video adaptor loop; 3-position acoustic memory; on-screen display. 100 W/ch at 8 ohms with 0.005% THD. 30 W x 3 (rear and center) into 8 ohms 0.08% THD \$1,050

A-757 100-W/ch Integrated Amplifier

Nonswitching design with separate voltage- and output-amplifying stages. Features line-direct switch, honeycomb chassis, insulators, and heat sink; separate circuit blocks; 8 inputs. 100 W/ch cont avg into 8 ohms; THD 0.003%. 16¼ x 6¾ x 16¼ in; 43 lb \$750

A-337 40-W/ch Integrated Amplifier

Antiresonance and vibration design. Features direct connection for input signal; tone bypass switch. 6-position record selector; 4 speaker outputs. 40 W/ch into 8 ohms with 0.02% THD \$250

Elite Series

A-91D 120-W/ch Integrated Amplifier

Features 4x-oversampling digital filter, dual D/A converters. Digital circuit for CD's; line-direct switch; nonresonating-frame chassis, insulators, and heat sink; separate voltage- and current-amplifying stages; 2 high-capacity, magnetically shielded transformers; analog low-pass filter; five digital inputs (two optical); three digital outputs (one optical); optical transfer distortion canceler. 120 W/ch into 8 ohms with 0.003% THD. 170 W/ch into 4 ohms with 0.005% THD. 18 x 6¾ x 18¾ in; 66 lb ... \$1,600

A-51 100-W/ch Integrated Amplifier

Features super linear circuit; direct connection II; clean ground; direct switch; low-imp drive capability; high-gain phono EQ; gold-plated phono and CD inputs; 8 inputs; muting; loudness contour; record selector; speaker A/B; anti-resonance honeycomb design \$850

PROTON

AM-656 60-W/ch Integrated Amplifier

Features Apex Aural Exciter that is said to enhance audio harmonics; motorized volume control; tone bypass; mono/stereo switch; pre-out; headphone output; loudness switch. Remote capability with AH-681 remote control. 60 W/ch into 8 ohms; FR 20-20,000 Hz \pm 0.3 dB; THD 0.02%; IM 0.01%; damping factor >150; dynamic headroom 6 dB; crosstalk 75 dB at 1,000 Hz; S/N 95 dBA line. 18½ x 3¾ x 15½ in; 29 lb \$700

AM-455 50-W/ch Integrated Amplifier

Features pre-out; loudness switch; mono switch; A/B speaker switching. Dynamic headroom 2 dB \$250

QED

The following products are distributed by May Audio Marketing.

INTEGRATED • AMPLIFIERS

A270 50-W/ch Integrated Amplifier

Features biwiring capability; MM/MC phono inputs. 50 W/ch into 8 ohms, 85 W/ch into 4 ohms; THD 0.1% from 20-20,000 Hz. 16 lb \$1,000

A240SAIL 40-W/ch Integrated Amplifier

Features MC/MM inputs; Class AB output. 40 W/ch into 8 ohms, 65 W/ch into 4 ohms; THD <0.1% from 20-20,000 Hz. 12 lb \$700
A240CDII. As above, no MC input. 12 lb . \$525

REVOX

B250-S 150-W/ch Integrated Amplifier

Preamp section allows simultaneous listening and recording from 2 different sources. 6 inputs: tuner, tape 1 and 2, aux, CD, and MM phono; input level adjustable and can be stored in nonvolatile memory; FL display varying in intensity with ambient light. Compatible with Revox multiroom system. 150 W/ch into 4 ohms; THD 0.015%; SN 80 dB MM. 17 1/4 x 4 1/4 x 13 in; 36 lb \$2,500

H5 150-W/ch Integrated Amplifier

Features dual preamp switching for simultaneous listening/recording of two of five sources (phono MM, CD, tuner, aux, tape); independent preamp/power amp. Record bus also functions as independent selector bus for multiroom systems. Full-function remote control with optional H208 or H210 infrared remotes \$2,490

ROTEL

RA840BX4 50-W/ch Integrated Amplifier

Class A design; headphone output; separate bass and treble controls; tone defeat/mono switch. 50 W/ch cont avg into 8 ohms; THD 0.3%; FR 20-20,000 Hz \pm 0.2 dB; SN 70 dB MC, 80 dB MM, 95 dB line. 17 1/2 x 3 3/4 x 13 1/4 in; 16 lb \$399

RA820BX4 30-W/ch Integrated Amplifier

Class A design; headphone output; mono/stereo switch. 30 W/ch cont avg into 8 ohms; THD 0.3%; FR 20-20,000 Hz \pm 0.2 dB; SN 70 dB MC, 80 dB MM, 93 dB line. 17 1/2 x 3 3/4 x 13 1/4 in; 15 lb \$299

SANSUI

AU-X911DG 100-W/ch Integrated Amplifier

Features 1-bit D/A converter; independent circuitry for left and right amplifiers; separate digital and analog transformers. Digital-direct and source-direct operation; record selector; 5 pairs of gold-plated analog inputs; 4 pairs of gold-plated digital inputs; subsonic filter; loudness; A/B speaker switching. 100 W/ch cont avg into 8 ohms; FR 10-20,000 Hz; THD 0.005%. 17 x 6 1/2 x 17 1/4 in; 40 lb \$1,300

AU-X711 100-W/ch Integrated Amplifier

Features X-balanced circuitry; cascade-connected differential FET input design; digital-direct and source-direct inputs; loudness switch; subsonic filter; record selector; 10 gold-plated inputs; A/B speaker switching. 100 W/ch cont avg into 8 ohms; FR 10-20,000 Hz; THD 0.003%; SN 88 dB MM, 70 dB MC, 110 dB line; damping factor 150; slew rate 180 V/ μ s; rise time 0.6 μ s. 17 x 6 1/2 x 17 1/4 in \$1,000

AU-X611AV 210-W A/V Integrated Amplifier

4 channels. Features 6 surround-sound modes and four surround memories. 5 audio/4 video inputs; monitor output; video processor terminals. 70 W x 2 into 8 ohms (front) plus 35 W x 2 (rear); FR 5-100,000 Hz; SN 110 dB. 17 x 6 1/2 x 17 1/4 in; 32 lb \$1,000

AU-X301i 65-W/ch Integrated Amplifier

Features low-impedance drive capability; high-gain phono EQ for MM and MC cartridges; stabilized ground circuit; record selector; subsonic filter. 65 W/ch cont avg into 8 ohms; FR 20-20,000 Hz; THD 0.05%; SN 80 dB MM, 65 dB MC, 105 dB line. 17 x 5 1/2 x 12 1/4 in; 21 lb. Matte-black finish \$400

SIMAUDIO

PW-3000 50-W/ch Integrated Amplifier

Features passive EQ; power transformer with low-impedance toroidal, DC-servo design without coupling capacitors; MC phono input. 50 W/ch into 8 ohms; THD <0.09% from FR 20-20,000 Hz; IM <0.09%; SN 88 dB; input sens 200 mV; input imp 12,000 ohms. Phono: THD 0.05%; SN 80 dB moving magnet, 66 dB moving coil; sens 2.8 mV MM, 0.2 mV MC; input imp 47,000 ohms MM, 100 ohms MC. 3 year warranty. 17 x 2 3/4 x 8 1/4 in; 15 lb \$750

SONY

TA-AV650 240-W A/V Integrated Amplifier

Features complementary design; discrete outputs. 5 video inputs/outputs, 2 video input; S-video capability. Audio muting; record output selector; 2 tape monitor; motorized volume; programmable remote control. 70 W/ch (center), 15 W x 2 (rear) into 8 ohms; FR CD 10-100,000 Hz -3 dB; THD 0.03%; SN phono 92 dB. 18 1/2 x 6 1/2 x 17 in; 37.4 lb \$1,000

SYMPHONIC

The following products are distributed by German Acoustics.

RG 9 90-W/ch Integrated Amplifier

Solid-state Class A/AB design. 4 high-level inputs; MM/MC inputs; preamp output. 180 W into 8 ohms, 300 W into 4 ohms; THD 0.005%; FR 10-300,000 Hz. Chrome finish \$2,900

RG 17 70-W/ch Integrated Amplifier

Solid-state Class A/AB design. 4 high-level inputs, MM/MC inputs; preamp output. 140 W into 8 ohms, 300 W into 4 ohms; FR 10-300,000 Hz; THD 0.005%. Chrome finish \$1,795

RG 14 50-W/ch Integrated Amplifier

Solid-state Class A/AB design. CD-linestage. 4 high-level inputs, MM/MC inputs. 100 W/ch into 8 ohms, 200 W/ch into 4 ohms; THD 0.02%; FR 10-300,000 Hz \$1,295

TECHNICS

SU-AV55 120-W A/V Integrated Amplifier

4 channels. Features Dolby Surround; bass synthesis with level control; S-video input/outputs; 3 A/V inputs; 7 audio inputs; FL display; stereoplex simulated stereo. Includes wireless remote control. 50 W x 2 into 8 ohms with 0.02% THD (front), 10 W x 2 into 8 ohms (rear) \$730

SU-V660 90-W/ch Integrated Amplifier

Features Class AA circuitry; heavy-duty power supply; large aluminum heat sinks; active servo power supply. Power amp direct input; MM/MC cartridge input; 6-position multiple input facilities; A/B speaker terminals; tone-defeat, loudness, and stereo/mono switches. 90 W/ch cont avg into 8 ohms with 0.007% THD; damping factor 80. Preamp section: FR 30-15,000 Hz \pm 0.8 dB phono, 20-20,000 Hz +0, -0.2 dB other sources; SN: 76 dB MM, 72 dB MC, 80 dB other sources \$380

SU-V460 50-W/ch Integrated Amplifier

Features Class AA circuitry; heavy-duty power supply; large aluminum heat sinks; power-amp-direct input; 6-position multiple input facilities; A/B speaker terminals; tone-defeat, loudness, and stereo/mono switches. 50 W/ch cont avg into 8 ohms with 0.007% THD; damping factor 60. Preamp section: FR 30-15,000 Hz \pm 0.8 dB phono, 20-20,000 Hz +0, -0.2 dB other sources; SN 76 dB MM, 81 dB other sources \$300

YAMAHA

DSP-A1000 340-W A/V Integrated Amplifier

7-channel A/V amplifier/processor. Features Dolby Pro Logic with auto input balance; 12 DSP programs (23 modes); TV-theater and concert-video modes; 35-mm and 70-mm theater modes; 5-band center-channel EQ; switchable dual center-channel outputs for 2 speakers; motor-driven input selector with LED; 10 audio inputs; 5 video inputs with S-video terminal; subwoofer output with low-pass filter; front-panel aux inputs with S-video terminal; digital test-tone generator for DSP and Dolby Pro Logic. 80 W x 3 into 8 ohms with 0.015% THD (left, center, right), 25 W x 4 into 8 ohms with 0.05% THD (effects channels) \$1,499

DSP-A700 195-W A/V Integrated Amplifier

7-channel A/V amplifier/processor. Features 12 preset programs including Dolby Pro Logic; 21 program variations; DSP and Dolby Pro Logic test-tone generators; DSP front- and rear-level controls; Dolby Pro Logic rear- and center-level controls; pre-main outputs for all channels. 60 W x 2 into 8 ohms with 0.018% THD (front left, right) plus 15 W x 5 into 6 ohms at 1,000 Hz (center and surround channels). Black finish \$1,099

AVX-700 172-W A/V Integrated Amplifier

5 channels. Features 3-mode digital surround; Dolby Pro Logic decoder; Yamaha active-servo amplification for main channels; adjustable time delay (5-30 ms); test-tone generator. 9 audio and 4 video inputs; S-video-compatible video inputs; rear/center speaker-level controls; pre-out connections for center and surround channels; 98-key wireless remote control with 35 programmable keys. 65 W x 2 into 8 ohms (left, right), 14 W x 3/ch (front center, 2 rear). Black finish \$649

AX-700U 110-W/ch Integrated Amplifier

Features low-impedance drive capability; CD-direct position; continuously variable loudness control; rec-out selector; accessory output loop; 3 tape inputs. 110 W/ch cont avg into 8 ohms; FR 20-20,000 Hz; THD 0.005% \$599

AVX-500 205-W A/V Integrated Amplifier

5 channels. Features 2-mode digital surround; Dolby Pro Logic decoder; test-tone generator. 7 audio/3 video inputs; S-video compatibility; 3-band tone control; RS-system 76-key wireless remote control with 35 programmable keys. 80 W x 2 (front left, right), 15 W x 3 (front center, 2 rear). Black finish \$549

SR-50B 25-W/ch A/V Integrated Amplifier

2 channels, 5 surround modes including Dolby Surround. Features bass extension; A/B speaker switching; continuously variable delay-time control \$299

YBA BY MUSIC HALL

Integra 45-W/ch Integrated Amplifier

Features similar to YBA 3 amp and YBA 3 preamp. 6 inputs \$1,850

POWER • AMPLIFIERS

ACOUSTIC RESEARCH

A-07 70-W/ch Amplifier

Features switchable side-chain feedback tone control; MM and MC phono inputs. Remote controllable when linked to T-06/R tuner. FR 15-20,000 Hz, -0.3 dB; THD 0.03%; S/N ratio 100 dBA; IM 0.03%; damping factor 100; 17¼ x 3½ x 10½ in; 25.1 lb. \$500
A-03. Similar to above, 30 W/ch \$300
RC-03. Remote control for A-07 \$25

ADCOM

GFA-585 250-W Mono Amplifier

20 discrete transistors in output stage. 250 W into 8 ohms, 400 W into 4 ohms; THD <0.002%; FR 20-20,000 Hz; damping factor >600. Black finish \$1,200
GFA-565W. As above, white \$1,250
RM-8. Rack-mount adaptors \$30/pr
RM-8W. As RM-8, white \$35/pr

GFA-565 300-W Mono Amplifier

20 discrete transistors in output stage. 300 W into 8 ohms; 450 W into 4 ohms, 850 W into 2 ohms; S/N 106 dBA; dynamic headroom (into 4 ohms) 1.6 dB; input impedance 50-700 ohms; input sensitivity 2.15 V; damping factor >1,000 into 8 ohms. Black finish. Dimensions: 17 x 8¼ x 11½ in; 45 lb. \$850
GFA-565W. As above, white \$900

GFA-555II 200-W/ch Amplifier

Stable into 1-ohm. Features low-negative-feedback design; constant damping factor; toroidal transformer; direct-coupled design. 200 W/ch into 8 ohms, 350 W/ch into 4 ohms; THD <0.04% and IM <0.05%; damping factor >800; FR 20-20,000 Hz. \$799
GFA-555W. As above, white \$850
RM-7. Rack-mount adaptors \$20/pr
RM-7W. As RM-7, white \$25/pr

GFA-545II 100-W/ch Amplifier

Stable into 1-ohm. Features low-negative-feedback design; constant damping factor; toroidal transformer; direct-coupled design. THD <0.04%, 150 W/ch into 4 ohms. 17 x 5½ x 12½ in; 25 lb. \$500
GFA-545W. As above, white \$550
RM-5. Rack-mount adaptors \$20/pr
RM-5W. As RM-5, white \$25/pr

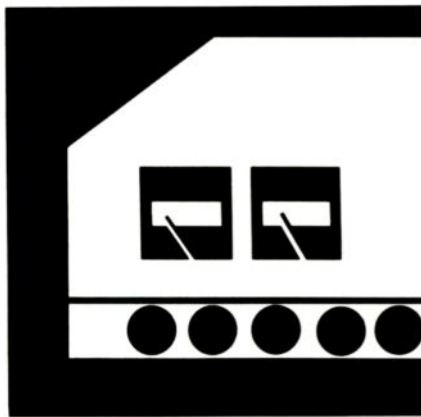
GFA-535II 60-W/ch Amplifier

Stable into 1-ohm. Features low-negative-feedback design; constant damping factor; 2 sets of speaker outputs; direct-coupled design; separate power transformers for each ch. THD <0.04%, 100 W/ch into 4 ohms. 17 x 3¼ x 12½ in. \$350
GFA-535W. As above, white \$400
GFA-535L. Same as GFA-535 power amplifier with flush-mounted gain controls for each channel \$370
RM-3. Rack-mount adaptors \$20/pr
RM-3W. As RM-3, white \$25/pr

AIR TIGHT

ATM-2 80-W/ch Tube Amplifier

Utilizes 4 KT-88, two 12AX7A, two 12AU7A, and two 12BH7A tubes in output stages. Features OFC wiring; cathode follower direct drive; no printed circuit boards; copper-plated chassis and bottom plate; Tamura output transformers with 100-W input capability. Bias adjuster meter; CD-direct input. 80 W/ch cont avg into 8 ohms; FR 20-20,000 Hz ± 1 dB; THD <0.07% at 1,000 Hz, 1 W; S/N 100 dB. 16½ x 8½ x 15¼ in; 70.7 lb. \$5,950



ATM-1 36-W/ch Tube Amplifier

Utilizes four 6CA7 tubes in stage. Features parallel-position 5A4R rectifier tubes; OFC wiring; Mullard phase inversion; no printed circuit boards; Tamura output transformers. CD-direct input. 36 W/ch cont avg into 8 ohms; FR 20-20,000 Hz ± 1 dB; THD <0.1% at 1,000 Hz, 1 W; S/N 100 dB. 14¼ x 11¼ x 9¼ in; 48.6 lb. . . . \$3,450

AMERICAN HYBRID TECHNOLOGY

AHT/300 300-W Mono Amplifier

Hybrid solid-state tube design. Features Class AB output stage; regulated power supplies for driver, output, and bias stages; noninvertible polarity. Silver porcelain tube socket; 300 W/ch into 8 or 4 ohms; FR 10-100,000 Hz; input 50,000 ohms. Custom order only \$30,000/pr

ARAGON BY MONDIAL DESIGNS

Model 4004 200-W/ch Amplifier MK II

Features 2 toroidal transformers; quad-array transistor; gold-plated connectors; Monster Cable output wiring; convection air cooling. S/N 120 dB; damping factor >200 20-20,000 Hz. 19 x 6½ x 14 in; 65 lb. \$1,850
Model 2004 MK II. Same as above, except 100 W/ch. 45 lb. \$1,395

ARCAM

Delta 120 100-W/ch Amplifier

Dual-mono configuration. Each amp has separate power supply and toroidal transformer; biwired. 100 W/ch into 8 ohms; 150 W/ch into 4 ohms; peak output current ± 25 amps. . . \$1,100

ATMA-SPHERE

MA-2 200-W Mono Amplifier Pair

Two 200-W mono amps. Output transformerless; Class A operation; alltriode; balanced differential design; switchable feedback; standby switch; XLR and RCA input connectors. Black and gold brushed-aluminum finish. 200 W each amp into 8 ohms; FR 1-200,000 Hz ± 0.5 dB. 103 lb/chassis \$12,100/pr
MA-1. Similar to above, with two mono amps, each 100 W into 8 ohms; zero negative feedback; 47 lb/chassis \$6,100/pr
M-50. Similar to MA-1, 30 lb/chassis \$2,900/pr

AUDIO BY VAN ALSTINE

FET-Value 500 250-W/ch Amplifier

Features hybrid vacuum tube and Class A MOS-

FET trans-imp circuitry. Low-imp drive capability. 250 W/ch into 8 ohms; THD <0.01%; 17 x 7½ x 14½ in; 38 lb. \$1,995

Omega 240 120-W/ch Amplifier

Active feedback design. 500 V/μS slew rate; total noise less than 2 mV. 120 W/ch into 8 ohms; THD <.005%; 13 x 7 x 14 in; 27 lb. . . \$895

Delta 120 60-W/ch Amplifier

Complementary MOSFET circuits. 60 W/ch into 8 ohms; THD <0.03% \$445

Super Seventy 35-W/ch Vacuum-Tube Amp Kit

Do-it-yourself kit for original Dynaco St-70 power amplifier chassis. Motherboard with B + supply, bias supply, and A.V.A. audio circuits; uses 6GH8A driver tubes \$200
Optional A.V.A. designed power transformer eliminates 5AR4 rectifier tube \$100

AUDIO DESIGN ASSOCIATES

MPA-6 650-W Amplifier

Features 6 channel with adjustable input, including one for subwoofer; variable crossover; surround sound. 5-way output jack; RCA inputs; LED power indicator \$1,595

PBA-150 150-W Mono Amplifier

Subwoofer amp with toroidal power transformer and fan cooling. Front-panel switch and fuse; 20-segment LED output meter. Continuously variable level, frequency, and bandwidth controls. 200 W/ch cont avg from 20-200 Hz with 0.06% THD into 8 ohms; 325 W/ch into 4 ohms; S/N 101 dB; slew rate 10 V/μs; imp 0.07%. 19 x 5¼ x 16½ in; 32 lb. \$1,495

PF-250 100-W/ch Amplifier

MOSFET circuitry; stable into 2ohms; toroidal transformers; fan-cooled; 20-segment LED power display. 100 W/ch cont avg from 20-20,000 Hz with 0.07% THD into 8 ohms, 160 W/ch into 4 ohms, 240 W/ch into 2 ohms; S/N 95 dB; slew rate 15 V/μs; imp 0.07%. 19 x 5¼ x 16½ in; 37 lb. \$1,495

PF-200 60-W/ch Amplifier

MOSFET circuitry; stable into ½-ohm loads; toroidal transformers; fan-cooling. Front-panel power switches and fuse; 4-segment LED output meters. 60 W/ch cont avg from 20-20,000 Hz with 0.07% THD into 8 ohms, 110 W/ch into 4 ohms, 240 W/ch into ½ ohms; S/N 95 dB; slew rate 10 V/μs; imp 0.07% \$1,295

PBA-50 50-W Mono Amplifier

Subwoofer amplifier with toroidal power transformer and continuously variable level, frequency, and bandwidth controls. Fan-cooling. Front-panel switch; 10-segment LED output meter. 50 W bridged from 20-20,000 Hz with 0.02 THD into 8 ohms, 80 W bridged into 4 ohms; S/N 104 dB; slew rate 10 V/μs; imp 0.04%. 19 x 1¼ x 13 in; 12 lb. \$995

PT-100 25-W/ch Amplifier

Toroidal power transformer; stable into 2 ohms; fan cooled. 10-segment LED output meters; rear-panel power fuse; front-panel gain controls. 25 W/ch cont avg from 20-20,000 Hz with 0.02% THD into 8 ohms; 40 W/ch into 4 ohms; S/N 104 dB; imp 0.04%. 19 x 1¼ x 13 in; 10 lb. \$950
PT-50. As above, 25-W/ch \$950

AUDIO INNOVATIONS

The following products are distributed by Sounds Like Music.

POWER • AMPLIFIERS

Triode Audio Amplifiers

Common features include hand-wired circuits, Class A operation, zero feedback, direct-heated triodes, and line-level passive control.

Third Audio 30-W/ch Tube Amplifier Pair

Features 2 mono amps, each rated at 30 W cont avg into 8 ohms \$12,000/pr

Second Audio 15-W/ch Tube Amplifier Pair

Features 2 mono amps, each rated at 15 W cont avg into 8 ohms. Handmade paper-in-oil capacitors; pure silver wiring; nonmagnetic resistors; cathode-biased output stage; 2/4/8 ohm-output imp. Frequency response 20-35,000 Hz; total harmonic distortion 0.25%; sensitivity 75 mV; input imp 220,000 ohms. 37.5 lb. \$5,995/pr

First Audio 7.5-W/ch Tube Amplifier

Features handmade paper-in-oil capacitors; pure silver wiring; nonmagnetic resistors; cathode-biased output stage; 4/8/16 ohm-output imp. 7.5 W/ch cont avg into 8 ohms; FR 20-30,000 Hz; THD 0.8%; sens 75 mV; input imp 220,000 ohms. 37.5 lb. \$3,295

Pentode Class A Amplifiers

Feature Class A operation, minimal feedback, and line-level passive control.

Series 1000 50-W/ch Tube Amplifier Pair

Features 2 mono amps, each rated at 50 W cont avg into 8 ohms; THD 0.1%; sens 250 mV rms; input imp 220,000 ohms. 37.5 lb. \$4,495/pr

Series 800/III 25-W/ch Tube Amplifier

25 W/ch cont avg into 8 ohms; FR 20-25,000 Hz; THD 0.1%; sens 250 mV. 37.5 lb. \$2,495

Series 200 12-W/ch Tube Amplifier

Self-biasing circuit; Beyschlag low-magnetic metal-film resistors; 6 ohm output imp. 12 W/ch cont avg into 6 ohms; FR 25-20,000 Hz; THD 0.1%; sens 300 mV rms; input imp 100,000 ohms. 23 lb. \$1,195

AUDIOLAB BY ARTECH

Model 8000P 100 W/ch Amplifier

Linear slew-free design with DC servo feedback. Features dual-tracking bias system; individually regulated power supplies; electronic auto-muting; metal-film resistors; polystyrene and polypropylene capacitors; epoxy-glass circuit boards. 100 W/ch cont avg into 8 ohms; FR 20-20,000 Hz \pm 0.3 dB; THD < 0.05%; S/N > 95 dB. 17 1/4 x 3 x 13 1/4 in; 19 1/2 lb. \$1,199

AUDIO NOTE

The following products are distributed by Sounds Like Music.

GAKU-ON 55-W/ch Tube Amplifier Pair

Features 2 mono power amp, each rated at 55 W cont avg into 8 ohms. Features Class A triode operation; zero feedback; parallel single-ended, separate tube-regulated power supplies for each stage; hand-wound silver-wired output transformers; silver-wired circuit; cerafine electrolytic capacitors in power supply and bypass; handmade silver-foil and paper-in-oil signal capacitors; nonmagnetic tantalum-film resistors; direct-heated triode stage with GE Type VT4C tubes; copper chassis. FR 10-40,000 Hz; slew rate 5 V/ μ s; input imp 250 kilohms. 90 lb ea \$120,000/pr

NEIRO 7.5-W/ch Tube Amplifier

Features Class A triode operation; zero feedback; parallel single-ended, age-annealed OFCC

copper-wired output transformers; hand wired with silver wire; paper-in-oil signal capacitors; tantalum-film resistors; direct-heated triode stage with 2A3 tubes; copper chassis. 7.5 W/ch continuous average into 8 ohms; frequency response 10-40,000 Hz; slew rate 8 V/ μ s; input impedance 100,000 ohms. 55 lb \$15,000

AUDIO RESEARCH

M300 MkII 300-W Mono Amplifier

Hybrid design with FET front end and vacuum-tube output stage; cross-coupled circuitry; line and screen voltage fuses with LED indicators accessible from front panel; 2 low-noise cooling fans (switchable for high or low); standby switch; auto muting; gold-plated inputs; output taps for 1, 2, 4, or 8 ohms; front and rear carrying handles. 300 W cont avg from 16-25,000 Hz with < 0.051% THD into 8 ohms; power at clipping 330 W; FR 10-60,000 Hz - 3 dB; S/N 90 dB; slew rate 25 V/ μ s \$5,495

Classic 150 140-W Amplifier

Hybrid design with FET front end and vacuum-tube output stage. Features tube-protection circuit; cross-coupled circuitry. Standby switch; auto muting; balanced outputs. 140 W cont avg into 1/2/4/8 ohms; FR 7-100,000 Hz - 3 dB. 19 x 10 1/2 x 16 1/2 in; 110 lb \$4,995

Classic 60 60-W/ch Amplifier

Hybrid design with FET front end and vacuum-tube output stage. Features auto DC-balance circuit; driver-balance servo circuit; auto bias correction for incoming line voltage. Low-noise fan; front-panel fuses 60 min W/ch cont avg; FR 12-40,000 Hz - 3 dB \$3,495

Classic 120 115-W/ch Mono Amplifier

Hybrid design with FET front end and vacuum-tubes output stage. Auto DC-balance circuit; driver balance servo circuit; auto bias correction for incoming line voltage; cross-coupled circuitry. Balanced outputs. FR 10-80,000 Hz \pm 3 dB; S/N 92 dB; THD < 1% \$3,495

D240 120-W/ch Amplifier

Direct-coupled output stage with 12 high-current multiple emitter transistors per channel; low impedance capabilities; thermal-overload and DC current-sensing protection circuitry; RCA inputs; XLR connectors; gold-plated binding posts. 120 W/ch into 8 ohms, 240 W/ch into 4 ohms; input sens 1.6 Vrms; negative feedback 7.7 dB; slew rate 50 V/ μ sec. 19 x 5 1/4 x 11 1/4 in; 38 lb \$2,995

Classic 30 30-W/ch Amplifier

Hybrid design with FET front end and vacuum-tube output stage. Features auto DC-balance circuit; auto bias correction for incoming line voltage. Front-panel fusing. 30 W/ch cont avg FR 15-50,000 Hz - 3 dB. 19 x 7 x 14 1/2 in; 46 lb \$2,495

AUDIOSOURCE

AMP ONE 60-W/ch Amplifier

MOSFET circuitry; toroidal power transformer. Features soft-clipping output circuitry to reduce distortion; dual analog power-output meters; I.R. output level controls; 60 W/ch cont avg into 8 ohms, bridgeable to 170 W max; FR 20-20,000 Hz; THD < 0.04%. 16 1/2 x 2 3/4 x 11 1/4 in. 14.3 lb \$300

AUDIRE

Parlando 100-W Mono Amplifier

Class A circuitry with large power supply. 100

W into 8 ohms; FR 2-100,000 Hz - 1 dB; IM 0.015%; slew rate 50 V/ μ s; damping factor 850 at 1,000 Hz. 19 x 8 3/4 x 18 1/2 in; 85 lb \$3,000

Otez 250-W Mono Amplifier

Combination Class A/AB circuitry. Features modular construction; large power supply; combination circuit breaker and on/off switch; 1 fuse per 2 output transistors; amplifier protection by current sensing devices outside of signal-path. 250 W into 8 ohms; FR 2-100,000 Hz - 1 dB; IM 0.015%; slew rate 50 V/ μ s; damping factor 850 at 1,000 Hz. 19 x 8 3/4 x 18 1/2 in; 85 lb \$2,900

Noble II 200-W Mono Amplifier

Class AB design. Features toroidal transformer; 8 outputs; convection air cooling; all output devices matched to ensure linearity and thermal stability. FR 2-100,000 Hz - 1 dB; IM 0.005%; slew rate 50 V/ μ s; damping factor 1,000 at 1,000 Hz. 11 1/2 x 4 x 16 in; 25 lb. 3-yr warranty \$1,100
Noble I. 75-W version of above; damping factor 900 at 1,000 Hz \$1,050

Forté 125-W/ch Amplifier

Features bipolar design; 2 transformers, filter cap banks; 2 independent channels on one chassis. FR 2-100,000 Hz - 1 dB; IM 0.008%; slew rate 50 V/ μ s; damping factor 475. 19 x 5 1/4 x 10 in; 44 lb \$1,050
MOSFET version \$1,150

Crescendo 75-W/ch Amplifier

Features bipolar design; 32,000-mF/ch filter caps; circuit breaker. FR 2-100,000 Hz - 1 dB; IM 0.01%; slew rate 45 V/ μ s; damping factor 300. 19 x 5 x 9 in; 25 lb \$495
MOSFET version \$535

B & K COMPONENTS

Video-5 Sonata 105-W x 5 Amplifier

5 ch amp for surround-sound or multiroom installations. Gold-plated input, output, and level controls. FR 5-45,000 Hz \pm 3 dB; S/N 90 dB; dynamic headroom 0.9 dB; slew rate 20 V/ μ s; THD 0.09% at 1,000 Hz. 17 x 6 x 17 1/4 in; 40 lb \$1,498
Without level controls \$1,298

M-200 Sonata 200-W Mono Amplifier

Class A pre-driver circuitry driving Class AB MOSFET output stage. Toroidal transformers; balanced inputs. 200 W cont avg into 8 ohms, 400 W cont avg into 4 ohms; FR 1-45,000 Hz; THD 0.09% at 1,000 Hz; S/N 95 dB; IM 0.09%; slew rate 25 V/ μ s; damping factor 750; dynamic headroom 1.4 dB. 17 x 6 x 17 1/4 in; 40 lb \$1,098
Without balanced inputs \$898

EX-442 200-W/ch Amplifier

Dual mono construction with DC-coupled circuitry. Gold-plated input and output connectors; balanced inputs. 200 W/ch cont avg into 8 ohms, 350 W/ch cont avg into 4 ohms. FR 1-45,000 Hz; THD 0.09%; S/N 95 dB; slew rate 14 V/ μ s; dynamic headroom 1.2 dB; 17 x 6 x 17 1/4 in; 40 lb \$1,098
Without balanced inputs \$948

ST-202 PLUS 200-W/ch Amplifier

Balanced inputs. 200 W/ch cont avg into 8 ohms; THD 0.09%; FR 5-45,000 Hz; S/N 95 dB; slew rate 12 V/ μ s; dynamic headroom 1.1 dB; 17 x 6 x 17 1/4 in; 32 lb \$948
Without balanced inputs \$748

ST-202 150-W/ch Amplifier

Features balanced inputs; gold-plated connec-

POWER • AMPLIFIERS

tors; 4-ohm stability. 150 W/ch cont avg into 8 ohms. 200 W/ch cont avg into 4 ohms; THD 0.09%; FR 5-45,000 Hz \pm 3 dB; S/N 95 dB; slew rate 11 V/ μ s; dynamic headroom 1.5 dB. 17 x 6 x 17 1/4 in; 30 lb. \$848
Without balanced inputs \$648

ST-140 Class A 105-W/ch Amplifier

Class-A design up to MOSFET output stage; balanced inputs. 105 W/ch cont avg into 8 ohms, 150 W cont avg into 4 ohms; THD 0.09%; FR 5-45,000 Hz; S/N 95 dB; slew rate 11 V/ μ s; dynamic headroom 1.4 dB. 17 x 6 x 17 1/4 inches; 25 pounds \$698
Without balanced inputs \$498
ST-140 Mono. As above, except 150 W cont avg into 8 ohms; balanced inputs \$698
Without balanced inputs \$498

St-120 60-W/ch Amplifier

Class-A pre-driver stage. Class AB MOSFET output stage; balanced inputs. 60 W/ch cont avg into 8 ohms; FR 5-45,000 Hz; S/N 95 dB; THD 0.09% at 1,000 Hz; 17 x 2 1/2 x 10 in; 15 lb. . . \$598
Without balanced inputs \$598

BEAR LABS

Symphony No.1 180-W/ch Amplifier

Features fully complementary DC circuitry; polypropylene capacitors; high-bias Class AB operation; massive dual-ultra high-current B \pm power transformers; stacked MOSFET's 12/ch; gold-plated AC/DC-coupled RCA input jacks; gold-plated binding posts; biwiring terminals; silver-plated Teflon-insulated wire; soft-start system; heavy-duty rubber feet; internal mounting of heatsink system; backlit front panel status display; anodized-aluminum chassis bottom, heavy sub panel, and cover plate. 180 W into 8 ohms; slew rate: 75 V/ μ s; voltage gain 26 dB; THD 0.0025% at 1,000 Hz, 0.0065% at 10,000 Hz. 19 x 8 x 24 in; 128 lb. \$4,590

BEDINI

BA-803 250 W/ch Amplifier

Solid-state circuitry. 250 W/ch cont avg into 8 ohms, 500 W/ch cont avg into 4 ohms; THD <0.15% into 8 ohms at rated power; IM <1%; FR 20-20,000 Hz; S/N 105 dB; dynamic headroom 3 dB; damping factor 500; slew rate 55 V/ μ s. 19 x 7 1/2 x 18 1/4 in; 50 lb \$3,000
BA-801. Similar to above, 100 W/ch cont avg into 8 ohms, 140 W/ch rms into 4 ohms \$1,500

BEL

Model 2002 100-W/ch Amplifier

Dual-mono construction with balanced outputs; 2 Class A amps per channel; independent power supply for each channel. Features input shutdown and status/fault indication of temperature, frequency, output, and load in each amp section. 100 W/ch cont avg into 8 ohms, 200 W/ch cont avg into 4 ohms; input imp 22 kilohms; high-level sens 1400 mV; gain 26 dB; bandwidth 3-250,000 Hz with input filter. 19 x 7 1/4 x 14 1/4 in; 52 lb \$3,995

Model 1001P Mono Amplifier

Class A design; balanced output; temperature-stabilizing circuitry; fault-sensing system; designed for use with low-imp speakers; optional balanced input. 400 W into 1 ohm; input imp 13.5 ohms; high-level sens 1,000 mV; FR 5-200,000 Hz. 17 1/4 x 7 1/4 x 12 1/4 in; 28 lb. . . \$1,995

Model 1001 50-W/ch Amplifier

Class A design; balanced output; temperature-stabilizing circuitry; fault-sensing system; op-

tional balanced input. 50 W x 2 cont avg into 8 ohms, 100 W x 2 cont avg into 4 ohms; bridgeable to 200 W x 1; input imp 27 kilohms; high-level sens 1,000 mV; bandwidth 5-200,000 Hz. 17 1/4 x 7 1/4 x 12 1/4 in; 28 lb. \$1,895
FET1001. As above, with FET circuitry. \$2,195

BERNING

EA-2101 100-W/ch Tube Amplifier

Uses triode vacuum tubes. Features regulated power supply; shutdown protection for brown-outs and improper bias conditions. 100 W cont avg; frequency response 10-60,000 Hz \pm 1.5 dB; total harmonic distortion <2% into 8 ohms; 4 output transformer windings/ch; signal-to-noise ratio 100 dB. 19 x 5 1/4 x 19 in; 40 lb \$4,290

BGW SYSTEMS

SPA-3 250-W x 3 Amplifier

Three-channel signal processing power amp. Features precision digitized attenuators; adjustable high-pass filter; parametric EQ; 2 adjustable delays; magnetic circuit breaker; security panel. 250 W x 3 into 8 ohms, 125 W x 3 into 16 ohms; crossover slope 24 dB/oct; S/N >100 dB. 5 1/4 x 19 x 13 1/4 in; 48 lb. \$2,599

GTA Grand Touring 350-W/ch Amplifier

Dual mono configuration featuring 5/4-in welded-steel chassis; high-speed power transistors; dual power supplies; active-balanced inputs; rear panel switchable subsonic filters; XLR and 1/4-in input connectors; solid-state DC speaker protection; forced air-cooled; 5-way binding post. 350 W x 2 into 8 ohms, 625 W x 2 into 4 ohms, 1,000 W x 2 into 2 ohms, 2,000 W x 1 into 4 ohms; FR 3-85,000 Hz \pm 3 dB, 20-20,000 Hz \pm 0.2 dB; IM <0.03%; slew rate 20 V/ μ s (stereo), 40 V/ μ s (mono); damping factor 500. Accommodates 2 internally mounted BGW crossover cards. 17 1/2 x 5 1/4 x 14 1/2 in; 78 lb. . . \$2,199
GTA-06. As above, replaces active-balanced inputs with transformer-isolated inputs \$2,299

SPA-1 250-W/ch Amplifier

Signal processing amp for subwoofer. Features precision digitized attenuators; adjustable high-pass filter; parametric EQ; adjustable delay (up to 4.0 ms); magnetic circuit breaker; forced air cooling; security panel. 250 W x 2 into 8 ohms, 800 W x 1 into 8 ohms (bridged mode); crossover slope 24 dB/oct; S/N >100 dB. 5 1/4 x 19 x 13 1/4 in; 51 lb \$1,999

GTB Grand Touring 300-W/ch Amplifier

Features high-speed power transistors; power supply; active-balanced inputs with switchable subsonic filters; XLR and 1/4-in input connectors; forced air-cooled; modular construction; solid-state DC speaker protection; 5-way binding post. 300 W x 2 into 8 ohms, 400 W x 2 into 4 ohms, 800 W x 2 into 2 ohms; FR 3-85,000 Hz \pm 3 dB, 20-20,000 Hz \pm 0.2 dB; IM <0.01%; slew rate 20 V/ μ s (stereo), 40 V/ μ s (mono); damping factor 500. Accommodates 2 internally mounted crossover cards. 19 x 5 1/4 x 13 in; 50 lb \$1,539
GTB-06. As above, replaces active-balanced inputs with transformer-isolated inputs \$1,639

350A Series 200-W/ch Amplifier

Features convection cooling; low-noise discrete circuitry; high-speed transistors; low feedback design; solid-state DC speaker protection; active-balanced inputs; switch-selectable subsonic filters; XLR and 1/4-in input connectors; 5-way binding post outputs; magnetic circuit breaker; precision-stepped attenuators. Dynamic range LED display and status indicators;

modulation and true clip indicators. 200 W x 2 into 8 ohms, 325 W x 2 into 4 ohms, 600 W x 1 into 8 ohms; FR 3-85,000 Hz \pm 3 dB, 20-20,000 Hz \pm 0.2 dB; IM <0.03%; slew rate 20 V/ μ s (stereo), 40 V/ μ s (mono); damping factor 400. Accommodates internally mounted crossover card. Gold and black finish. 19 x 5 1/4 x 10 1/4 in; 34 lb \$1,349
350A/06. As above, replaces active-balanced inputs with transformer-isolated inputs \$1,449
350/06. Similar to 350, replaces active-balanced inputs with transformer-isolated inputs \$1,299
350. Similar to 350A, without dynamic range LED display and status indicators. \$1,199

Model 620B 200-W/ch Amplifier

Features speaker protection; barrier strip inputs/outputs; clipping LED's; magnetic circuit breaker/power switch; precision-stepped attenuators; built-in 70-V and 25-V output transformers. Optional input transformers and 100 V output. 19 x 8 1/4 x 11 1/4 in; 62 lb \$1,329

Model 8500T 300-W/ch Amplifier

Features speaker protection; barrier strip inputs/outputs; rear-mounted gain controls and bridging switch; 1/4-in input connectors. 300 W/ch into 8 ohms, 450 W/ch into 4 ohms FR 3-85,000 Hz +0, -3 dB; IM <0.01%; damping factor >300. 19 x 5 1/4 x 13 1/4 in; 56 lb. . . \$1,299

Model 200 100-W/ch Amplifier

Features thermally-efficient aluminum construction; toroidal power transformer; magnetic circuit breaker/power switch; precision-stepped attenuators; Ultracase output devices; XLR and 1/4-in input connectors; active-balanced inputs; short current protection; 5-way binding posts; clipping LED indicators; signal presence indicators. 100 W x 2 into 8 ohms, 200 W x 1 into 16 ohms; FR 1-85,000 Hz \pm 3 dB, 20-20,000 Hz \pm 0.25 dB; IM <0.02%; damping factor >400. 19 x 1 1/4 x 11 in; 14 lb \$999
200/09. As above, adds external plug-in transformers, sockets and wiring \$1,169

Model 320B 100-W/ch Amplifier

Features barrier strip inputs/outputs; clipping LED's; magnetic circuit breaker/power switch; precision-stepped attenuators; built-in 70- and 25-V output transformers. Optional input transformers and 100 V output. 19 x 5 1/4 x 11 1/4 in; 54 lb \$999

Model 7500T 200-W/ch Amplifier

Features speaker protection; barrier strip inputs/outputs; rear-mounted gain controls and bridging switch; 1/4-in input connectors. 200 W/ch into 8 ohms, 300 W/ch into 4 ohms; FR 3-85,000 Hz +0, -3 dB; IM <0.01%; damping factor >300. 19 x 5 1/4 x 13 in; 40 lb \$849


Model 6500T 100-W/ch Amplifier

Features speaker protection; barrier strip inputs/outputs; rear-mounted gain controls and bridging switch; 1/4-in input connectors. 100 W/ch into 8 ohms, 250 W mono into 8 ohms, 150 W/ch into 4 ohms; FR 3-100,000 +0, -3 dB; IM <0.05%; damping factor >200. 19 x 3 1/2 x 13 in; 30 lb \$599

Model 85 35-W/ch Amplifier

Features low-feedback discrete complementary circuitry; modular construction with welded-steel chassis; toroidal power transformer; 1/4-in input connectors; magnetic circuit breaker/power switch. Headphone jack; stereo/mono switch. 35 W x 2 into 8 ohms, 45 W x 2 into 4 ohms, 90 W x 1 into 8 ohms; FR 1-100,000 Hz \pm 3 dB, 20-20,000 Hz \pm 0.25 dB; IM <0.03%; damping factor >300. 19 x 1 1/4 x 11 1/2 in; 14

Real power has always been in the hands of the few.



Adcom stereo components have a loyal and devoted following, having earned a reputation among audiophiles, engineers and musicians for extraordinary performance at affordable prices. Now Adcom introduces

its newest amplifier, the no compromise GFA-565, for those in pursuit of absolute power and sonic perfection, but who prefer not paying a king's ransom.

The Evolution of Adcom's GFA-565

Adcom's new mono GFA-565 evolves from the design of the critically acclaimed GFA-555, greatly extending its capabilities. Representing brute strength, it delivers 300 watts at 8 ohms, 450 watts at 4 ohms and an awesome 850 watts at 2 ohms* Most significantly, it will accurately drive even esoteric loudspeakers which present loads as low as 1 ohm.

Inspired by the GFA-555, the new GFA-565's well-regulated, high-current power supply has an enormous reserve capacity to meet tremendous dynamic demands, resulting in distortion-free reproduction on a continuous basis.

Why Use Two Mono Amplifiers?

The ability to deliver very high power into complex loads is a prerequisite for superior sound reproduction. Power supplies capable of delivering the energy necessary for high power, high-current amplifiers are massive. But there are practical limits to the size and weight of stereo amplifiers designed for home use, as well as heat dissipation and reliability constraints. Consequently, the use of two Adcom GFA-565 mono amplifiers offers optimum sound definition, detail and dynamics, satisfying even the most demanding perfectionist.

More Sound, Less Money

Like the GFA-555, the new Adcom GFA-565 sounds superior to amplifiers costing two and three times as much. It is so powerful and pure that it may be the last amplifier you ever buy, even if you upgrade your loudspeakers several times over the years. And that makes the GFA-565 an extraordinary bargain considering its exceptional performance.

ADCOM[®]
details you can hear

**Continuous power output, 20 Hz-20 kHz < 0.02% THD, measured in accordance with FTC specifications.*

11 Elkins Road, East Brunswick, NJ 08816 U.S.A. (201) 390-1130 Distributed in Canada by PRO ACOUSTICS INC. Pointe Claire, Quebec H9R 4X5

POWER • AMPLIFIERS

lb \$529
85/01. As above, adds active-balanced inputs and XLR connectors \$599
85/06. Similar to Model 85, adds internally-mounted input transformers and XLR connectors \$699

BOULDER

Boulder 500 150-W/ch Amplifier

Features two-stage amplification and output-level controls. Toroidal power transformer; shielded power cord; complete protection circuitry with visual indicators for short circuit, DC offset, thermal warnings, and thermal offset. Recessed panel controls. 150 W x 2 into 8 ohms, 250 W x 2 into 4 ohms, 500 W x 1 mono into 8 ohms; FR 20-20,000 Hz; THD 0.005%; slew rate 35 V/ μ s stereo, 70 V/ μ s mono; imp 10,000 ohms; peak current 50 amperes. 17 x 5 1/4 x 15 1/2 in; 51 lb \$4,299
 International version for 100/120/220/240 V AC, 50/60 Hz \$4,599
Boulder 500AE. Similar to above, with balanced outputs and no LED indicators ... \$3,499
 International version for 100/120/220/240 V AC, 50/60 Hz \$3,799

Boulder 250AE 75-W/ch Amplifier

Balanced-input with clip-detection circuitry. Features two-stage amplification and ground referencing at preamplifier. 75 W x 2 into 8 ohms, 125 W x 2 into 4 ohms, 250 W x 1 into 8 ohms; FR 20-20,000 Hz; THD 0.005%; slew rate 25 V/ μ s stereo, 50 V/ μ s mono; imp 10,000 ohms; peak current 30 amps. 17 x 5 1/4 x 15 1/4 in; 30 lb \$2,499
 International version for 100/120/220/240 V AC, 50/60 Hz \$2,699

Boulder 102AE 100-W/ch Amplifier

2-stage design, discrete circuitry; toroidal power transformer. Voltage and current clip indicator; gold-plated audio connectors. 100 W/ch into 8 ohms; THD <0.005%. 5-year warranty \$1,999

BRYSTON

Model 7B 500-W Mono Amplifier

Features soft-start circuitry to reduce turn-on surge; ground-lift switch; balanced and RCA input. 500 W cont from 20-20,000 Hz; 1,000 W into 4 ohms with avg current of 22 amps, 1,000 W into 1 ohm with 35 amps average; THD 0.005%; S/N 105 dB; slew rate 60 V/ μ s; IM 0.005%; 19 x 5 1/4 x 12 in; 45 lb \$1,895

Model 4B 250-W/ch Amplifier

Class-AB design with bridging switch. Features 1,500-sq in heat-sink area; soft-start circuitry to reduce turn-on surge; regulated power supply to all voltage gain stages; ch sep back to line cord; red LED clipping indicator. 200 W/ch or 800 W bridged into 8 ohms; frequency response 20-20,000 Hz; total harmonic distortion 0.01%; intermodulation distortion 0.01%; slew rate 60 V/ μ s; power bandwidth 1-100,000 Hz; damping factor 500 at 20 Hz, 8 ohms; input sensitivity/impedance 1.25 V/50. 19 x 5 1/4 x 13 1/2 in \$2,095
Model 3B. Similar to 4B, except 100 W/ch, 400 W bridged; input sens/imp 1 V/50 kilohms; 500-sq in heat-sink area; 19 x 5 1/4 x 9 in \$1,295
Model 2B. Similar to 3B, except 50 W/ch, 200 W bridged; input sens/imp 0.75 V/50 kilohms; 250-sq in heat-sink area \$750

CAMBRIDGE AUDIO

The following products are distributed by Wel-tronics.

A100 110-W/ch Power Amplifier

Features dual-mono configuration; two oversized toroidal transformers coupled with four large reservoir capacitors; high-pass-filter input. 4-mm banana-plug/binding-post speaker terminals; gold-plated input terminals. THD <0.01% at 50% rated power; S/N 100 dBA; input sens 1.1 V \$700
A70. As above, 60-W/ch \$500

CARVER

Silver Six 300-W Mono Tube Amplifier

Features fully balanced circuit topology; 12 KT88/6550A power-output tubes; gold input/output connectors; Wonder Cap capacitors; polished Avonite antivibration base with aluminum machined transformer end bells; 1/4-ohm taps. Volume control and bias current controls. 300 W cont avg into 8 ohms; FR 20-20,000 Hz; THD <3%. 10 1/2 x 8 1/2 x 19 in, 77 lb \$12,000

Silver Seven 375-W Mono Tube Amplifier

Features fully balanced circuit topology; 14 KT-88 power-output tubes; A-450 Ultra Linear output transformers with OCFC primary leads and pure silver secondaries; Wonder Cap capacitors; van den Hul silver interconnects; pure silver internal wiring with Wonder Solder; polished granite antivibration base with Simms aluminum machined transformer end bells; 1/4-ohm taps. 375 W into 8 ohms; 20-20,000 Hz with <0.5% THD; peak output current 35 amps; FR 1.5 Hz to 100,000 Hz \pm 0 dB. 150 lb. \$8,750

Silver 9-t Mark II 550-W Mono Amplifier

Modified transistor amp featuring shock-isolation mounting and transfer-function calibration. Lighted analog power meter. Black finish. FR 20-20,000 Hz; THD 0.5%; S/N >100 dB A-weighted. 7 x 11 1/2 x 14 1/2 in, 23 lb \$1,000

TFM-45 375-W/ch Amplifier

Magnetic-field amp with transfer function calibration. Features voltage into 2, 4, 8 ohms; analog power meters. 375 W/ch into 8 ohms. 500 W/ch into 4 ohms, 1,000 W/ch bridged mono; THD 0.5%; slew rate 180 V/ μ s; input imp 100 kilohms. 20 lb \$950
TFM-42 375-W/ch Amplifier. As above, with LED "ladder" power meter \$900

AV-60 60-W x 4 Amplifier

Two stereo magnetic-field power amp in one chassis for surround sound, satellite/subwoofer systems, or multiroom applications. Features 3-1/4-channel modes; 18-dB/octave, 75-Hz active crossover. Rear-panel trim controls. 60 W x 4 into 8 ohms, or 60 x 2 + 180 W. THD 0.15%; FR 3-36,000 Hz -3 dB; input imp 10 kilohms. 14 lb \$780

TFM-25 225-W/ch Amplifier

Magnetic-field amp with transfer-function calibration. Features voltage into 2, 4, 8 ohms; analog power meters. 225 W/ch into 8 ohms. 350 W/ch into 4 ohms, 350 W bridged mono; THD 0.5%; slew rate 180 V/ μ s; input imp 100 kilohms. 20 lb \$670

AV-63 65-W x 3 Amplifier

Three-channel add-on amp designed for use with surround-sound home theater systems using Dolby Pro Logic or similar decoders. Features front-panel gain control; vertical LED power display in each ch. 65 W/ch cont avg into 8 ohms; FR 20-20,000 Hz; THD <0.5%. S/N 92 dBA. 19 x 3 3/4 x 11 1/4 in \$530

TFM-15 100-W/ch Amplifier

Transfer-function modified amp featuring dual

analog meters with level selection. A/B speaker switching; L/R input-level controls. FR 20-20,000 Hz; THD 0.1%; S/N 100 dB A-weighted. 19 x 3 1/2 x 12 in \$400

TFM-6c 65 W/ch Amplifier

Designed for multiroom systems; can be driven by a single preamp like the Carver CT-6 Preamp/Tuner or C-5 preamp. Features line-level output; L/R control; A/B speaker switches; on/off switch and indicator light. 65 W/ch cont avg into 8 ohms, 100 W/ch cont avg into 4 ohms; THD 0.1%; S/N 92 dB A-weighted. 19 x 2 x 13 in \$290

CARY

CAD 300M 40-W Mono Tube Amp Pair

Two mono amplifiers with Class A triode operation, each 40 W cont avg into 8 ohms; THD 0.15%; sens 0.75 mV; input imp 100,000 ohms. 13 x 6 1/2 x 12 in; 30 lb \$4,595/pr

SWEET 807 70-W Mono Tube Amp Pair

Two mono amplifiers with Class A operation, each 70 W cont avg into 8 ohms; FR 15-65,000 Hz; THD 0.15%; sens 1 mV; input imp 100,000 ohms. 13 x 6 1/2 x 12 in; 28 lb \$3,595/pr

CAD 150 150-W Mono Tube Amp Pair

Two mono amplifiers with Class A operation, each 150 W cont avg into 8 ohms; FR 20-40,000 Hz; THD 0.15%; sens 1 mV; input imp 100,000 ohms. 48 lb \$3,495/pr

SLM-70 Signature 75-W Mono Tube Amp Pair

Two mono amplifiers with Class A operation, each 75 W cont avg into 8 ohms; THD 0.15%; sens 1.2 mV; input imp 100,000 ohms. 13 x 6 1/2 x 12 in; 32 lb \$3,195/pr

CAD 300SE 9-W Mono Tube Amp Pair

Two mono amplifiers with single-ended Class A triode operation. Features one output tube per channel. Each amp: 9 W cont avg into 8 ohms; THD 0.15%; sens 0.75 mV; input imp 100,000 ohms. 6 x 6 1/2 x 19 in; 26 lb \$2,995/pr

SLM-70 DJH 70-W Mono Tube Amp Pair

Two mono amplifiers with Class A operation, 70 W cont avg into 8 ohms; THD 0.15%; sens 1.4 mV; input imp 100,000 ohms. 13 x 6 1/2 x 12 in; 28 lb \$2,795/pr
SLM-70. As above, sens 1.25 mV ... \$2,395/pr

CAD 300B 25-W/ch Tube Amplifier

Class A triode operation. 25 W/ch cont avg into 8 ohms; THD 0.15%; sens 1.6 mV; input imp 100,000 ohms. 13 x 6 1/2 x 12 in; 30 lb ... \$2,295

SWEET 807 35-W/ch Tube Amplifier

Class A operation. 35 W/ch cont avg into 8 ohms; FR 15-65,000 Hz; THD 0.15%; sens 1 mV; input imp 100,000 ohms. 13 x 6 1/2 x 12 in; 28 lb \$1,795

SLA-70 Signature 42-W/ch Tube Amplifier

Class A operation. 42 W/ch cont avg into 8 ohms; THD 0.15%; sens 1.2 mV; input imp 100,000 ohms. 13 x 6 1/2 x 12 in; 32 lb ... \$1,595

CAD 505L 50-W Mono Tube Amp Pair

Two mono amplifiers with Class A operation, each 50 W cont avg into 8 ohms; FR 15-20,000 Hz; THD 0.15%; sens 1.5 mV; input imp 100,000 ohms. 17 x 6 1/2 x 12 in; 35 lb \$1,495/pr

SLA-70 DJH 38-W/ch Tube Amplifier

Class A operation. 38 W/ch cont avg into 8 ohms; THD 0.15%; sens 1.5 mV; input imp 100,000 ohms. 13 x 6 1/2 x 12 in; 28 lb ... \$1,395

POWER • AMPLIFIERS

CAD 2500A 150-W/ch Tube Amplifier
Hybrid (tube/transistor) amplifier with Class AB operation. 150 W/ch cont avg into 8 ohms; FR 25-45,000 Hz; THD 0.15%; sens 0.5 mV; input imp 100,000 ohms. 19 x 4½ x 12 inches; 23 pounds \$1,295

SLA-70 35-W/ch Tube Amplifier
Class A operation. 35 W/ch cont avg into 8 ohms; THD 0.15%; sens 1.4 mV; input imp 100,000 ohms. 13 x 6½ x 12 in; 28 lb ... \$1,195

CELLO

Performance 200-W/ch Mono Amplifier Pair
2 discrete mono amps that employ 8 driver transistors and forty 250-W output devices each; dual-choke power supplies; 2 electrically conductive heat-sink tunnels cooled by 2 fans per chassis \$18,000
Bridging Kit. For use with above \$395

Duet 350-W/ch Amplifier
350 W/ch cont avg into 8 ohms. 23¼ x 12 x 17¼ in. 95 lb \$7,500

Encore 60-W Mono Amplifier
Comprises two mono amps in independent chassis. Features dual-choke power supply; copper, nickel-plated heat sink; 40 output devices per channel. Can be used as dual-mono amps (mono kit required) \$6,000
Bridging Kit. For use with above \$285

CLASSE AUDIO

DR-25 250-W/ch Amplifier
High-current design. Features curved heat sinks; rear external switching for regular or balanced inputs. FR 20-20,000 Hz \pm 0.1 dB; sens 1.6 V; imp 70 kilohms. S/N >100 dB. 250 W. Thick-curved faceplate with sculpted black handles. 24½ x 12 x 24½ in; 70 lb \$3,995

DR-15 175-W/ch Amplifier
High-current design. Features curved heat sinks; rear external switching for regular or balanced inputs. FR 20-20,000 Hz \pm 0.1 dB; sens 1.2 V; S/N >100 dB; imp 70 kilohms. 175 W. Thick-curved faceplate with sculpted black handles. 24½ x 12½ x 24½ in; 60 lb \$2,895

DR-10 100-W Amplifier
High-current design. Sleek curved chassis with large single heat sink at rear center; regular and balanced inputs. FR 20-20,000 Hz \pm 0.1 dB; sens 1 V; S/N >100 dB; imp 70 kilohms. Sculpted black handles. 22 x 10½ x 19½ in; 50 lb \$1,995

CLASSIC AUDIO

Julius Futterman 225-W/ch Tube Amp
Output transformerless/capacitorless; all tube monoblock; fully regulated power supply. Includes 4-chassis design; 4 input, 12 output tubes; negative feedback adjustment at 1 dB; regulated output stage and front end; vacuum tube output stage; protection circuitry. Features soft-start power up; front-panel meter; biwire outputs; gold input jacks. 225 W/ch into 8 ohms, 175 W/ch into 4 ohms. THD >1.15%; IM >1.15%; 110 V/20 A. Hand-finished hardwood. 21 x 12 x 18 in \$20,000

CONRAD-JOHNSON

Premier Eight 275-W Mono Tube Amplifier
Polypropylene capacitors in power supply. Proprietary transrectal output transformers with signal band-pass beyond 500,000 Hz. LED bias indicators. 19 x 9½ x 20 in; 85 lb \$5,995

Evolution 2000 200-W/ch Hybrid Amplifier
Hybrid design tube driver with MOSFET output; zero feedback design. 125 lb \$4,995

MV125 125-W/ch Amplifier
Features low-imp power supplies and polystyrene capacitors; LED bias indicators. 125 W cont avg into 8 ohms; S/N 94 dB; 19 x 9 x 20½ in; 90 lb \$2,995
MV52. Similar to above, 45-W cont avg into 8 ohms. 40 lb \$1,895

MF200 200-W/ch Amplifier
MOSFET output stage, JFET input stage. Low-feedback circuit design. Features polypropylene and polystyrene capacitors in all circuits. 200 W/ch cont avg; FR 20-20,000 Hz; THD <1.0% into 8 ohms; S/N 98 dB. 19 x 8¾ x 12¾ in; 59 lb \$1,995
MF80. Similar to above, but 80 W/ch cont avg \$1,395

COUNTERPOINT

SA-4 160-W Mono Tube Amplifier
Capacitorless, transformerless output. DC coupled OTL monoblock. Servo feedback loop to reduce DC and low-frequency offsets. Eight 6L6 tubes employed in Totem Pole configuration. User-adjustable bias. FR 0.8-100,000 Hz; S/N 92 dB; THD 0.06%; Output imp 30 ohms. Available in black or silver finish. 19 x 6¾ x 19 in; 59 lb \$6,595/pr

SA-220 220-W/ch Amplifier
Hybrid design with tube input and MOSFET output. Features 1-ohm stability; 1 kV transformer; copper-plated chassis. Analog protection circuitry (not in signal path). bridgeable to 700 W mono; FR 1.2-200,000 Hz; S/N 84 dB; THD 0.02%; output imp 12 ohms. Available in black or silver finish. 19 x 6¾ x 19 in; 69 lb .. \$2,995

SA-100 100-W/ch Amplifier
Hybrid design with tube input, MOSFET output. Features 2-ohm stability; 1 kV transformer; copper-plated chassis. 3 dB headroom; FR 5-100,000 Hz; S/N 92 dB; THD <1.0%. Available in black or silver finish. 19 x 4½ x 12¾ in; 28 lb \$1,395

Solid-1 100-W/ch Amplifier
Features FET signal path; 3 dB headroom; 2-ohm stability. 19 x 4½ x 12¾ in; 18 lb \$995

CREST

MAS200 200-W/ch Amplifier
Features high-temperature, DC, turn-on/turn-off transient suppression, subsonic, ultrasonic, short-circuit, and Instantaneous Gain Modulation (IGM) output stage protection; convection cooling; 40x voltage gain. Input and output barrier strips; rear-panel power switch; DIP switch attenuators; clipping and signal LED's. FR 20-20,000 Hz; THD 0.025% at 200 W, 1,000 Hz; slew rate 35 V/ μ s; damping factor 400; input imp 20,000 ohms balanced. Available with 8-ohm AC or DC module, 70-V AC or DC module. 19 x 1¾ x 17½ in \$800
Available with 100-V DC module \$910

Professional Series

Model 8001 850-W/ch Amplifier
Features high-temperature, DC, turn-on, subsonic, ultrasonic, short-circuit, and IGM output stage protection; 7.6-kVA power transformer; 2-step turn-on surge reduction; 40x voltage gain. Male and female XLR connectors; 5-way binding posts; rear-to-front tunnel cooling; 2

front-panel attenuators; rear-panel mode switch; signal-ground lift jumper; clipping and signal LED's. 850 W/ch into 8 ohms, 1,400 W/ch into 4 ohms; FR 20-20,000 Hz \pm 3 dB; THD 0.015% at 120 W into 4 ohms, 1,000 Hz; damping factor 400; slew rate 35 V/ μ s; input imp 20,000 ohms balanced. 19 x 5¼ x 15, 80 lb \$3,389

Model 7001 640-W/ch Amplifier

Features high-temperature, DC, turn-on, subsonic, ultrasonic, short-circuit, and IGM output stage protection; 1.9-kVA power transformer; 2-step turn-on surge reduction; 40x voltage gain. Female XLR connectors; 5-way binding posts; rear-to-front tunnel cooling; 2 front-panel attenuators; rear-panel mode switch; signal-ground lift jumper; clipping and signal LED's. 640 W/ch into 8 ohms, 1,050 W/ch into 4 ohms; FR 20-20,000 Hz \pm 3 dB; THD 0.02% at 800 W into 4 ohms, 1,000 Hz; damping factor 400; slew rate 35 V/ μ s; input imp 20,000 ohms balanced. 19 x 3½ x 15, 51.5 lb \$2,589

Model 6001 525-W/ch Amplifier

Features high-temperature, DC, turn-on, subsonic, ultrasonic, short-circuit, and IGM output stage protection; 1.9-kVA power transformer; 40x voltage gain. Female XLR connectors; 5-way binding posts; rear-to-front tunnel cooling; 2 front-panel attenuators; rear-panel mode switch; signal-ground lift jumper; clipping and signal LED's. 525 W/ch into 8 ohms, 850 W/ch into 4 ohms; FR 20-20,000 Hz \pm 3 dB; THD 0.025% at 600 W into 4 ohms, 1,000 Hz; damping factor 400; slew rate 35 V/ μ s; input imp 20,000 ohms balanced. 19 x 3½ x 15, 51.5 lb \$2,589
Model 4801. As above, 455 W/ch into 8 ohms, 760 W/ch into 4 ohms; THD 0.025% at 480 W into 4 ohms, 1,000 Hz. 48 lb \$1,749

FA Series

FA2401 350-W/ch Amplifier
Features high-temperature, DC, turn-on, and short-protected circuit; IGM circuit; two 1.7-kVA power transformer; 66x voltage gain. Female XLR connectors; 5-way binding posts; variable-speed DC fan; 2 front-panel attenuators; rear-panel mode switch; signal-ground lift jumper; clipping and signal LED's. 350 W/ch into 8 ohms, 600 W/ch into 4 ohms; FR 20-20,000 Hz \pm 3 dB; THD 0.025% at 580 W into 4 ohms, 1,000 Hz; damping factor 500; slew rate 35 V/ μ s; input imp 20,000 ohms balanced. 19 x 3½ x 15, 51 lb \$1,679

FA1201 300-W/ch Amplifier

Features high-temperature, DC, turn-on, and short-protected circuit; IGM circuit; 1.7-kVA power transformer; 61x voltage gain. Female XLR connectors; 5-way binding posts; variable-speed DC fan; 2 front-panel attenuators; rear-panel mode switch; signal-ground lift jumper; clipping and signal LED's. 300 W/ch into 8 ohms, 475 W/ch into 4 ohms; FR 20-20,000 Hz \pm 3 dB; THD 0.025% at 450 W into 4 ohms, 1,000 Hz; damping factor 500; slew rate 35 V/ μ s; input imp 20,000 ohms balanced. 3½ x 19 x 15, 36 lb \$1,386
FA901. As above, 280 W/ch; 1.3 KVA power transformer; 55x voltage gain. 280 W/ch into 8 ohms, 350 W/ch into 4 ohms; FR 20-20,000 Hz \pm 3 dB; THD 0.025% at 300 W into 4 ohms, 1,000 Hz; slew rate 14 V/ μ s. 19 x 3½ x 13½, 33 lb \$936

CC/ CV Series

CV601 700-W/ch Amplifier

Features IGM impedance-sensing circuit; clip-limiter circuit; 2-step AC surge protection; high-

POWER • AMPLIFIERS

temperature, DC, turn-on, and short protected circuit; convection cooling; 40x voltage gain. Auto-ramp signal control; 2 front-panel attenuators; rear-panel mode switch; signal-ground lift jumper; clipping and signal LED's. 700 W/ch into 8 ohms; FR 20-20,000 Hz; THD 0.05% at 600 W, 1,000 Hz; slew rate 35 V/μs; damping factor 400; input imp 20,000 ohms balanced. 19 x 5 1/4 x 14, 50.5 lb \$1,989
CC301. As above, 385 W/ch into 8 ohms; THD 0.025% at 500 W, 1,000 Hz \$1,989
CV301. As above, FR 40-20,000 Hz; THD 0.05% at 300 W, 1,000 Hz \$1,309
CC151. Similar to CC301, 250 W/ch into 8 ohms; THD 0.025% at 300 W, 1,000 Hz . \$1,189

LA Series

LA1201 300-W/ch Amplifier

Features high-temperature, DC, turn-on/turn-off, short-circuit, and subsonic filtering protection circuit; 60x voltage gain. 2 rear-panel attenuators; front-panel mode switch; signal-ground lift jumper; clipping LED; variable-speed DC fan. 300 W/ch into 8 ohms, 475 W/ch into 4 ohms; FR 20-20,000 Hz; THD 0.025% at 450 W, 1,000 Hz; slew rate 14 V/μs; damping factor 500; input imp 20,000 ohms balanced. 19 x 3 1/2 x 14, 37.5 lb \$1,134

LA901. As above, 280 W/ch and 55x voltage gain. THD 0.025% at 300 W, 1,000 Hz. 34.5 lb \$782

LA601. As above, 150 W/ch, 45x voltage gain, and single-speed AC fan. THD 0.025% at 200 W, 1,000 Hz; damping factor 250. 3 1/2 x 19 x 11 1/2 in; 28 lb \$630

CROWN INTERNATIONAL

Macro Reference 760-W/ch Amplifier

Features grounded bridge circuitry; full output protection circuitry; on-demand variable cooling system. Programmable input capability; selectable range/output level meter; 2 input sensitivities; bridged-mono and parallel-mono modes; distortion, protection system, and signal presence, and enable indicators; level control. 760 W/ch into 8 ohms, 1,160 W/ch into 4 ohms, 1,500 W/ch into 2 ohms; FR 20-20,000 Hz ± 0.1 dB; S/N 115 dB; damping factor 20,000. 19 x 7 x 16 in; 56.5 lb \$3,500



Crown PSA-2

PSA-2 275-W/ch Amplifier

Features multimode AB/B design; ground-isolation jumper; forced air cooling; low-frequency protection. Distortion, signal presence, and standby indicators. 275 W/ch or 915 W (mono) into 8 ohms, 460 W/ch into 4 ohms, 700 W/ch into 2 ohms; FR 20-20,000 Hz ± 0.1 dB; S/N 115 dB; THD 0.05% 20-20,000 Hz; IM 0.05%; slew rate 30 volts/μs; damping factor 700. 19 x 7 x 14 1/4 in; 57 lb \$2,095

Macro-Tech Series

Features rugged chassis, grounded bridge circuitry, full output-device protection, optional remote computer control and monitoring, forced air cooling, level controls, and enable

indicator. All models except MA-10000 include multifunction distortion/signal presence and protection system indicators, ground isolation switch, 2 input sensitivities, and bridged or parallel-mono modes of operation.

MA-10000 Mono Amplifier

Low-impedance drive capability. Front-panel standby switch; locking input level control; internal input sensitivity control; adjustable input filter; master-slave switch. Optional voltage/current output meter and multiple MA-10000's can be interlocked for large loads. 2,525 W into 4 ohms with 1.0% THD at 1,000 Hz; 8,395 W into 0.5 ohms at 700 Hz; 8,055 W into 0.5 ohms at 1,000 Hz; 10,560 (tone burst power) into 0.85 ohms at 1,000 Hz; frequency response 20-20,000 Hz ± 0.25 dB; total harmonic distortion 0.15% 50-4,500 Hz; IM 0.05%; slew rate 40 V/μs; damping factor 1,000; signal-to-noise ratio 105 dB. 19 x 10 1/2 x 17 3/4 in; 128 lb .. \$9,995

MA-3600VZ 1,165-W/ch Amplifier

Features variable-impedance power supplies; PIP compatible. 1,165 W/ch into 8 ohms, 1,655 W/ch into 4 ohms, 1,800 W/ch into 2 ohms, or 3,600 W into 4 ohms mono; FR 20-20,000 Hz ± 0.1 dB; THD 0.1% 20-20,000 Hz; IM 0.05%; slew rate 13 V/μs; damping factor 1,000; S/N 105 dB. 19 x 3 1/2 x 16 in; 56 lb \$2,895

MA-2400 520-W/ch Amplifier

PIP compatible. 520 W/ch into 8 ohms, 800 W/ch into 4 ohms, 1,100 W/ch into 2 ohms, or 2,020 W into 4 ohms mono; FR 20-20,000 Hz ± 0.1 dB; THD 0.1% 20-20,000 Hz; IM 0.05%; slew rate 13 V/μs; damping factor 1,000; S/N 105 dB. 19 x 3 1/2 x 16 in; 52 lb \$2,095

MA-24x6 520/235-W/ch Biamplifier

One channel pair drives low-frequency speakers, second channel pair drives high-frequency speakers. PIP capability. 520 W/ch (ch 1)/235 W/ch (ch 2) into 8 ohms, 800 W/ch (ch 1)/340 W/ch (ch 2) into 4 ohms, 1,100 W/ch (ch 1)/410 W/ch (ch 2) into 2 ohms; FR 20-20,000 Hz ± 0.1 dB; THD 0.1% 20-20,000 Hz; IM 0.05%; slew rate 13 volts/μs; damping factor 1,000; S/N 105 dB. 19 x 3 1/2 x 16 in; 45 lb \$1,565

MA-1200 320-W/ch Amplifier

PIP compatible. 320 W/ch into 8 ohms, 495 W/ch into 4 ohms, 700 W/ch into 2 ohms, or 1,315 W into 4 ohms mono; FR 20-20,000 Hz ± 0.1 dB; THD 0.1% 20-20,000 Hz; IM 0.05%; slew rate 13 V/μs; damping factor 1,000; S/N 105 dB. 19 x 3 1/2 x 16 in; 45 lb \$1,295

MA-600 235-W/ch Amplifier

PIP compatible. 235 W/ch into 8 ohms, 340 W/ch into 4 ohms, 410 W/ch into 2 ohms, or 775 W into 4 ohms mono; FR 20-20,000 Hz ± 0.1 dB; THD 0.1% 20-20,000 Hz; IM 0.05%; slew rate 13 V/μs; damping factor 1,000; S/N 105 dB. 19 x 3 1/2 x 16 in; 40 lb \$1,295

Micro-Tech Series

Features rugged chassis, grounded bridge circuitry, 2 input sensitivities, full output-device protection, ground-isolation switch, forced-air cooling, bridged and parallel-mono modes, power supply, enable indicators on front panel, and level control on back panel.

MT-1200 320-W/ch Amplifier

320 W/ch into 8 ohms, 495 W/ch into 4 ohms, 700 W/ch into 2 ohms, or 1,315 W into 4 ohms mono; FR 20-20,000 Hz ± 0.1 dB; THD 0.1% 20-20,000 Hz; IM 0.05%; slew rate 13 V/μs; damping factor 1,000; S/N 105 dB. 19 x 3 1/2 x 16 in; 45 lb \$1,295

MT-600 235-W/ch Amplifier

235 W/ch into 8 ohms, 340 W/ch into 4 ohms, 410 W/ch into 2 ohms, or 775 W into 4 ohms mono; FR 20-20,000 Hz ± 0.1 dB; THD 0.1% 20-20,000 Hz; IM 0.05%; slew rate 13 V/μs; damping factor 1,000; S/N 105 dB. 19 x 3 1/2 x 16 in; 40 lb \$995

Power Base Series

Features lightweight chassis, grounded bridge circuitry, 2 input sensitivities, forced-air cooling, bridged and parallel-mono modes, and level control on back panel.

PB-2 320-W/ch Amplifier

320 W/ch into 8 ohms, 500 W/ch into 4 ohms, or 965 W into 4 ohms mono; FR 20-20,000 Hz ± 0.1 dB; THD 0.01% 20-20,000 Hz; IM 0.05%; slew rate 13 V/μs; damping factor 1,000; S/N 100 dB. 19 x 3 1/2 x 16 in; 30 lb \$1,079

PB-1 205-W/ch Amplifier

205 W/ch into 8 ohms, 230 W/ch into 4 ohms, or 430 W into 4 ohms mono; FR 20-20,000 Hz ± 0.1 dB; THD 0.01% 20-20,000 Hz; IM 0.05%; slew rate 13 V/μs; damping factor 1,000; S/N 100 dB. 19 x 3 1/2 x 16 in; 30 lb \$849

PS Series

Features convection cooling, multimode AB/B circuitry, low-frequency protection, ground-isolation jumper, bridged-mono mode, level controls, distortion indicators, and signal-presence indicator on front panel.

PS-400 190-W/ch Amplifier

190 W/ch into 8 ohms, 330 W/ch into 4 ohms, or 660 W into 8 ohms mono; FR DC-20,000 Hz ± 0.1 dB; THD 0.05% 20-20,000 Hz; IM 0.05%; slew rate 16 V/μs; damping factor 400; S/N 112 dB. 19 x 7 x 10 1/4 in; 55 lb \$1,195

PS-200 100-W/ch Amplifier

100 W/ch into 8 ohms, 170 W/ch into 4 ohms, or 345 W into 8 ohm mono; FR DC-20,000 Hz ± 0.1 dB; THD 0.05% 20-20,000 Hz; IM 0.05%; slew rate 16 V/μs; damping factor 400; S/N 112 dB. 19 x 5 1/4 x 10 1/4 in; 25 lb \$995

D Series

Features convection cooling, V-I limit protection, bridged-mono mode, level controls, and distortion indicators on front panel.

DC-300A II 175-W/ch Amplifier

Direct-coupled outputs. 175 W/ch into 8 ohms, 305 W/ch into 4 ohms, or 610 W into 8 ohms mono; frequency response DC-20,000 Hz ± 0.15 dB; total harmonic distortion 0.05% 20-20,000 Hz; IM 0.05%; slew rate 8 V/μs; damping factor 750; signal-to-noise ratio 110 dB \$1,199

D-150A II 95-W/ch Amplifier

95 W/ch into 8 ohms, 155 W/ch into 4 ohms, or 315 W into 8 ohms mono; FR DC-20,000 Hz ± 0.15 dB; THD 0.05% 20-20,000 Hz; IM 0.05%; slew rate 6 V/μs; damping factor 400; S/N 110 dB. 19 x 5 1/4 x 8 3/4 in; 24 lb \$879

D-75 40-W/ch Amplifier

Signal-presence indicators on front panel. 40 W/ch into 8 ohms, 55 W/ch into 4 ohms, or 110 W into 8 ohms mono; FR 20-20,000 Hz ± 0.1 dB; total harmonic distortion 0.05% 20-20,000 Hz; IM 0.05%; slew rate 6 V/μs; damping factor 400; signal-to-noise ratio 106 dB \$549

Programmable Input Processors (PIP)

Many Macro Reference or Macro-Tech Series amplifiers can be customized with one of the following input modules.

SPECTRA 1100

"...the listener is "massaged" gently but firmly, relaxed and soothed. While listening, I felt compelled to give in to the music, accepting it, letting its message through."

"The Spectras captured the low bass and hung onto it with the assurance of Vise-Grips. To say I was impressed is an understatement. I felt as if, at last, I could have my cake and eat it too!"

"What the Spectras get right - and only a handful of speakers I've heard do - is recreate a performance of music in a plausible space with proper rendering of width, height, and depth."

"Acoustat Spectra 1100s are very attractive loudspeakers and deserve to receive a warm welcome among music lovers."

-Guy Lemcoe, Stereophile, Vol. 14, No. 8, August 1991.

"...these speakers are no wimpy audiophile electrostatics: they kick butt!"

-John Atkinson, Stereophile, Vol. 14, No. 8, August 1991.

The new Acoustat electrostatic hybrid speaker.

Focused on performance; dressed by design. We eagerly await your listening evaluation of this new 'reference standard'.

For more information call
1-602-967-3565.



ACOUSTAT

A Division of

Rockford Corporation

613 S. Rockford Drive

Tempe, Arizona U.S.A. 85281

ACOUSTAT

®

POWER • AMPLIFIERS

PIP-RPA 4 x 2 Mixer

4 inputs can be switched to accept mic-level or line-level signals. Priority switching of each input; input-level control; adjustable input sensitivity; phantom power, RFI suppression; screw-type barrier input connectors. Input isolation transformers optional \$250

For Macro Reference and Macro-Tech Series amps.

IQ-PIP Computer Integration

Integrates amplifier into IQ (Intelligence Quotient) System centralized remote computer control of 1-2,000 amplifiers. Each amplifier can be monitor and individually controlled, from personal computer. Mic and/or line level signals can be controlled and routed with MPX6 or SMX-6 multiplexers. Optional IQ-COM-Q tape controller enables prerecorded commands to play back from audio tape deck to control the system without computer \$295

PIP-PA Switchable Mic/Line Inputs

Features timed fader circuitry with remote switching provides rapid fades from mic to line and vice versa; balanced 1:1 isolation transformers; phantom power; low-frequency filter; feedback signal-driven compressors; RFI suppression. Switchable balanced low-imp microphone input; balanced line-level input for each channel; adjustable mic input sensitivity; barrier input connectors \$175

PIP-ATN Attenuator

Features 32-step attenuator for each channel; balanced 1:1 isolation transformers; 12 dB/oct RF filter; variable 18-dB/oct subsonic filter; 6 dB/oct 3,000 Hz shelving network \$170

PIP-AMC Crossover/EQ/Compressor

DIP programmable 4th-order Linkwitz-Riley crossover network; constant directivity horn EQ; B₆ vented-box EQ; signal-driven/error-driven variable-threshold compressor. Capable use for biamping, triamping, or daisy chaining of amplifier \$160

PIP-XOV Crossover

Mono 12 dB or 18 dB/oct crossover/filter with biamping and triamping capability \$95

PIP-FTE Isolation Transformer

Balanced 1:1 isolation transformers; 12-dB/oct RF filter; variable 18 dB/oct subsonic filter; 6-dB/oct 3,000-Hz shelving network. Barrier-strip input \$85

PIP-CLP Overload Detector, Compressor

Error-driven compressor capable of preventing overload. Yields up to 13 dB of headroom without program change \$85

PIP-FXT Isolation Transformers

Balanced 1:1 transformers to isolated source from input; female XLR connectors \$75

PIP-FMX Passive Bridge

Balance input of amplifiers for daisy chaining \$25

DB SYSTEMS

DB-6A 40-W/ch Amplifier

Stable into 1-ohm loads. Features 12-dB/oct infrasonic filter; peak-clipping LED's; electronic clamp. 40 W/ch cont into 8 ohms from 20-20,000 Hz at 0.003% THD; THD 0.0008% at 1,000 Hz; IM 0.002%; FR 20-40,000 Hz +0, -1 dB; input sens/imp 1 V/50 kilohms; S/N 112 dB at 1 V A-wtd; slew rate 15 V/ μ s; damping factor 400, 20-

1,000 Hz. 16 x 4 $\frac{1}{2}$ x 12 $\frac{1}{4}$ in \$795

DB-6A-M. Similar to DB-6A except mono amp at 140 W cont with 0.008% THD; slew rate 30 V/ μ s \$795

19-in rack adaptor \$55

Mono conversion of DB-6A to DB-6A-M \$39

DB-6A-M(2). Similar to DB-6A-M except pair of mono amps \$1,545

Updates and Modifications

DB-6A. Modification increases power supply capacitance to 126,000 μ F \$200

Power-Supply Increase. Improvement triples power-supply capacitance to 42,000 μ F for cleaner clipping. Gold-plated binding posts and jacks; 2-year warranty extension to 2 years \$160

Stereo-to-Mono Conversion. Conversion from 40-W stereo amp to 140-W mono amp \$39

DELTEC

The following product is distributed by Kevro International.

DPA50S 60-W/ch Amplifier

Features compound Class A output operation; balanced inputs. 60 W/ch cont avg into 8 ohms, 120 W/ch cont avg into 4 ohms; THD 0.0005%; slew rate 35 V/ μ s; input imp 5,000 ohms. 32 lb \$3,300

DENON

POA-300RG 250-W/ch Amplifier

80th Anniversary Reference Class bridgeable dual-mono amp with MOSFET Class A circuitry. Features toroidal transformer; pure-current power supply; selectable balanced-XLR/unbalanced-phono-jack inputs; input-level controls; speaker-selector; analog peak-reading power meters; self-diagnostic circuit with LED's. 250 W x 2 or 500 W x 1 into 8 ohms from 20-20,000 Hz with <0.05% total harmonic distortion; 1,200 W x 2 into 1 ohm; frequency response 1-100,000 Hz at 1 W; total harmonic distortion <0.005% at -3 dB; signal-to-noise ratio 121 dBA \$4,000

POA-5000 400-W 6-Ch Amplifier

Designed for use with AVP-5000 μ v preamp. Features Class A circuitry; power supply and toroidal power transformer for each channel pair; bridgeable for 5-, 4-, or 3-channel use. Remote power-switching from Denon preamps. 100 W x 2 or 200 W x 1 + 50 W x 2 + 100 W x 1 or 50 W x 2, or 100 W x 1 into 8 ohms from 20-20,000 Hz; FR 1-150,000 Hz at 1 W; THD <0.02%; S/N 118 dBA \$1,500

POA-2800 200-W/ch Amplifier

Features MOSFET Class A circuitry; dual power supplies with toroidal transformers. Remote power-switching from Denon preamps; phono-jack inputs; A/B speaker switching. 200 W/ch into 8 ohms from 20-20,000 Hz with <0.01% THD, 300 W/ch into 4 ohms; frequency response 1-150,000 Hz at 1 W; total harmonic distortion <0.002% at -3 dB; S/N 123 dBA \$800

POA-800 50-W/ch Amplifier

Discrete MOSFET output transistors. Features 3-way speaker terminals; peak-signal indicator; remote power-switching from Denon preamps. 50 W x 2 into 8 ohms or 120 W x 1 into 8 ohms (bridged); THD <0.05% \$320

DYNACO

Stereo 70 Series II 35-W/ch Tube Amplifier

Features EL34/6CA7 output tubes; precision 1% metal-film resistors; poly-composition ca-

pacitors; miniaturized high-capacity power-supply; double-sided fiberglass PC board; 6GH8A driver tubes; gold-plated RCA input; front-panel user-adjustable LED biasing system; flat open-loop gain; 3-wire grounded power cord; gold-plated 30A rated 5-way binding posts. 35 W/ch cont avg into 4/8/16 ohms; FR 20-20,000 Hz \pm 0.5 dB; THD 0.25%; IM 1%; damping factor 15. Black finish. 3-yr parts-and-labo warranty. 13 x 7 x 9 $\frac{1}{2}$ in; 35 lb \$995

ELECTRONIC VISIONARY SYSTEMS

Model 2203 450-W/ch Amplifier

Two Model 2202 amps in mono-balanced differential operation. Features balanced inputs. 450 W/ch cont avg. 65 lb ea \$4,200/pr

Model 2202 225-W/ch Amplifier

Single-chassis dual-mono amp. Features built-in 31 position-stepped attenuators. 225 W/ch cont avg; slew rate 100 V/ μ s; input imp 100,000 ohms \$2,250

EXPOSURE

Exposure IV 80-W/ch Amplifier

Fully regulated design. Individual right and left circuit boards as well as two regulator boards. Nom output 80 W/ch into 8 ohms; 600 AC power supply. 19 x 5 x 14 in. 44 lb \$2,995

Exposure VIII 40-W Mono Amp Pair

Sold in pairs. Custom built 250 AC power supply. Utilizes regulator boards similar to Exposure IV. 40 W. 14 x 3 $\frac{1}{2}$ x 12 in. 18 lb/ea \$2,495/pr

Exposure Super VIII 55-W/ch Amplifier

Power supply has separate rectification and smoothing that is said to improve separation. 55 W into 8 ohms, 225 AC. 14 x 3 $\frac{1}{2}$ x 12 in. 18 lb \$1,295

Exposure Standard VIII 50-W/ch Amplifier

250 AC power supply. Two separate windings, one for power amp, one for preamp. 50 W/ch. 14 x 3 $\frac{1}{2}$ x 12 in. 18 lb \$1,295

FORTE

Model 6 150-W/ch Amplifier

Noninverting design; amplifier insulated gate bipolar transistors at power output stage and new FET/bipolar front-end design; gain stages operated in pure class A. Gold-plated input and output connectors; glass-epoxy circuit boards; custom toroidal power transformer. 150 W/ch at 0.1% THD 20-20,000 Hz into 8 ohms; bandwidth -3 dB at 3 and 100,000 Hz; slew rate: 50 V/ μ s; input imp 47,000 ohm; current capability 16 amps cont, 50 amps peak into 0.1 ohm. 17 x 6 $\frac{1}{4}$ x 9 $\frac{1}{4}$ in; 33 lb \$1,795

Model 4. As above, 50 W/ch at 0.1% THD 20-20,000 Hz into 8 ohms. 17 x 6 $\frac{1}{4}$ x 9 $\frac{1}{4}$ in; 33 lb \$1,795

Model 5. As above, output stage operating in high-bias Class AB. 100 W/ch at 0.1% THD 20-20,000 Hz into 8 ohms; current capability 10 amps cont; 30 amps peak into 0.1 ohm. 17 x 5 x 9 $\frac{1}{4}$ in; 26 lb \$1,295

Model 7. As Model 4, monoblock design. 75 W/ch at 0.1% THD 20-20,000 Hz into 8 ohms; current capability 16 amps cont; 50 amps peak into 0.1 ohm. 17 x 5 x 9 $\frac{1}{4}$ in; 26 lb \$1,295

FOSGATE-AUDIONICS

Model 4100 60-W x 4 Amplifier

4-channel amp for home-theater applications.

Some people can never leave well enough alone.



Optional: RM-3 rack-mount adapters: white front panel & knobs

Shortly after it was introduced, the Adcom GFP-555 preamplifier won widespread critical acclaim for outperforming other preamps costing two and three times more.

Never satisfied to rest on its reputation, Adcom has upgraded this superior product to make it better than ever. Born from the lineage of the affordable GFP-555 and inspired by the no-compromise GFP-565, the new GFP-555 II, together with any of Adcom's power amplifiers, will provide the serious music listener with a new, higher level of musical performance at a very reasonable cost.

Superior Dynamics

By increasing the size of its power supply and by lowering the output impedance, musical contrasts are dramatically detailed and lifelike.

Adcom's new custom-designed linear gain amplifiers are many times faster than the frequency components in musical signals, easily meeting the demands of the latest digital recording technologies.

A new tone control circuit has also been created for greater symmetry. And for audio purists, the tone controls are out of the signal path except when needed.

Altogether, these improvements deliver the thrill of an emotionally satisfying, live performance.

Improved Performance Features

The new GFP-555 II has been enhanced by several improvements:

1. A front panel control for easy and instant use, on demand, of signal processors.
2. 1% Roederstein resistors and film capacitors to reduce noise and distortion to inaudible levels.
3. Front panel, six-source input controls allow listening to one source while recording another.
4. Choice of two outputs: MAIN allows the use of tone controls and filters with the protection of coupling capacitors; or BYPASS (the purist's approach), a direct coupled output for the shortest, simplest gain path.

A Better GFP-555 or a Less Expensive GFP-565?

The GFP-555 II is both. Designed to take the place of the highly successful GFP-555, it is actually an ingenious, less costly version of the GFP-565, with undiminished musicality and sonic impact.

Ask your authorized Adcom dealer for a demonstration of this remarkable stereo component. You'll be glad that Adcom can never leave well enough alone.

ADCOM[®]
details you can hear

POWER • AMPLIFIERS

Features channel bridging to provide mono channel plus stereo channels. 60 W x 4 into 8 ohms, 100 W x 4 into 4 ohms with <0.05% THD from 20-20,000 Hz. 225 W x 2 into 8 ohms (bridged mode) or 300 W x 2 into 4 ohms with <0.1% THD. . . . \$879

M-60 MKII 35-W Mono Amplifier

Designed for center-channel amplification in surround systems. Features fully complementary discrete circuit design input-level control. 35 W into 8 ohms, 60 W into 4 ohms with <0.2% THD; FR 20-20,000 Hz \pm 1 dB. 8 1/2 x 2 3/4 x 7 1/2 in; 6 lb \$199

GOLDMUND

Mimesis 9.2 250-W Mono Amplifier

Employs mechanical grounding platform to reduce vibration. Features separate ground for each channel; floating chassis; switch for coupling ground signal; DC, overload, and thermal protection; AC line fuse. FR 0-150,000 Hz \pm 0.1 dB; S/N 115 dB; slew rate 100 V/ μ s. 19 x 10 x 19 in; 143.3 lb \$11,900
Mimesis 9. As above, 175-W/ch \$11,900

Mimesis 8 125-W/ch Amplifier

Employs mechanical grounding platform to reduce vibration. Features mounted output stage and transformers; oscillation and DC offset protection; asymmetrical and symmetrical inputs; 2 power keys for protection against accidental power off. FR 0-400,000 Hz \pm 1 dB; S/N 100 dB; slew rate 100 V/ μ s. 3-yr parts-and-labor warranty. 19 x 6 x 19 in; 77 lb \$6,400

Mimesis 3 100-W/ch Amplifier

Features DC coupled, low group-delay circuitry; proprietary self-compensating symmetrical configuration; 4 separate toroidal transformers molded in double-shielded box with special epoxy compound to minimize radiation and vibration transmission; 8 power supplies; standby switch; safety circuits protect against thermal overload, short-circuit, DC offset, high-frequency oscillation, and current overload. FR 0-150,000 Hz \pm 0.1 dB; S/N 105 dB; slew rate 100 V/ μ s; 19 x 1 1/4 x 15 1/2 in; 34.2 lb \$5,950

Mimesis 6.8 80-W/ch Amplifier

Employ mechanical grounding platform to reduce vibration. Feature proprietary self-compensating symmetrical circuitry; protection circuits. S/N 80 dB; slew rate 100 V/ μ s. 19 x 2 3/4 x 13 3/4 in; 27.6 lb \$3,800

HAFLER

XL600 305-W/ch Amplifier

Excelinear circuitry with double-differential J-FET push-pull cascoded input stage and current-mirroring driver stage. Features 8 power MOSFET's per channel; dual-mono construction; no current limiting; switchable bridging to mono; relay-protected speaker outputs; temperature-controlled DC fan cooling; 72,000- μ F power-supply filter capacitance. Gold-plated inputs/outputs. 305 W/ch into 8 ohms with 0.08% THD. 450 W/ch into 4 ohms, 900 W mono into 8 ohms; FR 10-50,000 Hz \pm 0.1 dB at 1 W into 8 ohms; S/N 100 dB; slew rate 100 V/ μ s; damping factor 200 at 1,000 Hz. 19 x 7 x 13 in; 51 lb \$1,299

XL280 145-W/ch Amplifier

4-J-FET double-differential push-pull cascoded input stage and 12-MOSFET output. Gold-plated inputs; switchable bridging to mono; speaker protection fuses. 145 W/ch cont avg into 8 ohms with 0.05% THD. 200 W/ch into 4 ohms, 400 W mono into 8 ohms. FR 10-50,000 Hz \pm 0.1 dB at

1 W into 8 ohms; S/N 100 dB; slew rate 75 V/ μ s; damping factor 300 at 1,000 Hz. 17 x 5 1/4 x 10 1/2 in; 27 lb \$799
XL281. Sculpted rack panel with handles . . \$60
XL282. Sculpted non-rack mount panel . . . \$45
XL285. Flat rack panel \$35

SE240 120-W/ch Amplifier

J-FET double-differential push-pull cascoded input stage. Features 4 lateral MOSFET output devices per channel; switchable bridging to mono; 30,000 μ F power supply filter capacitance; thermal-protection circuitry; single-board circuit layout. Gold-plated input jacks; gold-plated 5-way speaker binding posts. Power handling 120 W/ch into 8 ohms from 20-20,000 Hz with 0.025% THD. 175 W/ch into 4 ohms; 350 W mono into 8 ohms; FR 4-40,000 Hz \pm 0.5 dB; slew rate 45 V/ μ s at 10,000 Hz; S/N 100 dB at 120 W/ch; damping factor 300 at 1,000 Hz into 8 ohms. 17 x 5 1/4 x 10 1/2 in; 27 lb \$599

SE120 60-W/ch Amplifier

Features 4 lateral MOSFET outputs; all-discrete drive circuit; thermal-protection circuitry. Switchable bridging to mono; gold-plated input jacks; 5-way speaker binding posts. 60 W/ch into 8 ohms with 0.009% THD. 100 W mono into 8 ohms; FR 10-40,000 Hz \pm 0.5 dB; S/N 100 dB; damping factor 100 at 1,000 Hz into 8 ohms. 17 x 3 3/4 x 9 1/2 in; 18 lb \$399

HARMAN KARDON

Citation22 200-W/ch Mono Amplifier

Discrete circuitry; bridged mono capable; 200 W/ch, 110-amp high-current capability. \$1,149

HOME THEATER PRODUCTS

HC-g800 100-W/ch Amplifier

100 W x 2 into 8 ohms; 260 W cont avg (mono) into 8 ohms; THD 0.05%; IM 0.05%; S/N 104 dB; damping factor 100. Gold-finish front panel. 17 1/4 x 3 1/4 x 11 1/4 in, 23 lb \$589
HC-800. As above, black-finish front panel \$489

HC-g500 50-W/ch Amplifier

50 W x 2 into 8 ohms; THD 0.25%; IM 0.05%; S/N 100 dB; damping factor 100. Gold-finish front panel. 17 1/4 x 3 1/4 x 11 1/4 in, 16 lb \$389
HC-500. As above, black-finish front panel \$489

HTG BY MUSIC & SOUND IMPORTS

SPA-100 100-W/ch Amplifier

Low-feedback, DC-coupled design. 2 sets of speaker binding posts for biwiring; optional balanced inputs. FR 20-40,000 Hz; THD 0.05%; input sens 1 V; S/N 95 dB; slew rate 50 V/ μ s; input imp 20 kilohms. 17 x 5 x 9 in; 23 lb . . . \$849
SPA-65. As above, 50 W/ch \$595

JADIS

JA 500 400-W/ch Mono Amplifier

4-chassis amp featuring Class A operation and Class AB design. 400 W x 2 into adjustable 1, 4, 8, 16 ohms; internal strapping; FR 15-35,000 - 3 dB; THD 0.6%; input sens nom 0.775 V; power consumption 670 W \$24,500pr

JA 200 160-W/ch Mono Amplifier

4-chassis amp featuring Class A operation; internal strapping; auto bias. 160 W x 2 into adjustable 1, 4, 8, 16 ohms; FR 20-20,000 Hz - 3 dB; THD 0.6%; input sens nom 0.775 V; power consumption 480 W ea. \$17,995pr

JA 80 70-W/ch Amplifier

2-chassis amp featuring Class A operation; internal strapping. 70 W x 2 into adjustable 1, 4, 8, 16 ohms; FR 20-20,000 Hz; THD 0.6%; input sens nom 0.755 V; power consumption 242 W ea mono amp. Single chassis: 32 1/2 x 10 1/2 x 8 1/2 in; 77.3 lb ea \$10,995pr

JA 30 30-W/ch Amplifier

2-chassis amp featuring Class A operation; internal strapping. 30 W x 2 into adjustable 1, 4, 8, 16 ohms; FR 20-20,000 Hz; input sens for rate output 1,000 Hz 1 V; power consumption 110 W ea mono amp. Single chassis: 18 x 4 1/4 x 4 1/4 in; 48.6 lb ea \$6,995/pr

DEFY 7 100 W/ch Amplifier

Class AB amp with internal strapping. Nom power 100 W x 2 into adjustable 1, 4, 8, 16 ohms; FR 20-20,000 Hz; input sens nom 0.755 V; power consumption 240 W. 18 1/4 x 8 3/4 x 20 3/4 in; 71 lb ea \$5,495

JRM

Power Tower 250-W/ch Amplifier

Features all polypropylene capacitors; complementary symmetry all-cascode Class AB design; no V-I limiting; high-temperature, DC clip, power-up/fail protection. 12-step LED readout per ch. 500 W x 2 plus 250 W x 2 rms into 2 ohms. Power supply 680 joules, 1000 volt-amp toroid. Slew rate 100 V/ μ s; S/N 102 dB; THD 0.02%; FR 0.6-75,000 Hz. 24 1/2 x 16 x 14 1/2 in; 65 lb \$3,300

Power Tower Power Amplifier/B. As above, each ch bridgeable (8 amp modules total); min imp 4 ohms. 75 lb \$4,100

KEBSCHULL

The following products are distributed by German Acoustics.

Stereo 100 100-W/ch Tube Amplifier

Class A circuitry. Total of 18 tubes. 100 W/ch into 4 ohms; FR 10-50,000 Hz; THD 0.05%. Chrome finish \$4,950

Model 35/70 70-W Tube Amplifier

Monoblocks design. Class A/AB circuitry. Monoblocks 70 W into 8 ohms; THD 0.2%; FR 15-30,000 Hz. Chrome finish \$3,200

KINERGETICS

KBA-202 250-W Mono Amplifier

Features 50 W Class A operation; 250 W into 8 ohms, 3 dB headroom; 500 W into 4 ohms Class B; 1-kVA toroidal transformer with 42,000- μ F-capacitance power supply; military-grade circuit boards and components. Imp 100,000 ohms; 65 V/ μ s slew rate; FR 1-100,000 Hz; voltage gain 20. 17 x 5 1/2 x 13 in; 55 lb ea \$2,590/pr

KBA-75 Platinum Series 75-W/ch Amplifier

Features Class A operation; 75 W/ch into 8 ohms, 150 W/ch into 4 ohms, 300 W into 2 ohms. 1-kVA power supply; dual-mono construction; multiple high-power output transistors; servo-controlled DC output. Low-imp drive capability. 75 W/ch into 8 ohms, 150 W/ch into 4 ohms, 300 W into 2 ohms. Slew rate 65 V/ μ s. 19 x 15 1/2 x 17 in \$1,795

KBA-505 6-ch, 525 W Amplifier

For use in surround-sound systems. Features 75 x 5 W + 150 output. 1.1-kW toroidal transformer; high-current output transistors; sub-woofer level control ch output. Compound

POWER • AMPLIFIERS

circuitry for matching any Kinergetics subwoofer. 19 x 5½ x 17¼ in. 52 lb \$1,695

KRELL

Krell Audio Standard Mono Amplifier Pair
Features 2 chassis per channel. Class A monaural reference amplifier \$25,000/pr

MDA-500 500-W Mono Amplifier Pair
Features DC coupled, Class A circuitry; fully balanced input and output; self-adjusting bias; DC offset; balanced and single-ended inputs. 500 W/ch into 8 ohms, 4,000 W/ch into 1 ohm \$13,000/pr
MDA-300. As above, 300 W. 300 W/ch into 8 ohms, 2,400 W/ch into 1 ohm \$10,000/pr

KSA-250 250-W/ch Amplifier
Features DC-coupled, Class A circuitry; balanced and single ended inputs; self-adjusting bias; DC offset. 250 W into 8 ohms, 2,000 W into 1 ohms \$6,200

KSA-150 150-W/ch Amplifier
150 W/ch into 8 ohms, 1,200 W into 1 ohms \$6,200

KST-100 100-W/ch Amplifier
Features DC-coupled, Class A/B circuitry; balanced and single ended input; bridgeable into 400 W internal switch. 100 W/ch into 8 ohms \$2,700

KSA-5 Headphone Amplifier
Features Class A circuitry; 2 locking phone jacks; XLR connector; 1 set of 5-way binding posts for electrostatic headphones \$1,500

LAZARUS

Model H1B 200-W Mono Tube Amplifier
Features dual-mono configuration; two 6DJ8 twin triodes as Class A differential-cascode voltage circuitry with zero feedback; inverting polarity switch. 200 W/ch into 8 ohms, 350 W/ch into 4 ohms; THD 0.2%; full power bandwidth 5-80,000 Hz; input sens: normal 1.75 V, high gain 0.9 V \$4,980

Mark II 150-W/ch Tube Amplifier
Features four 6DJ8 twin triodes (2 per channel); Class A differential-cascode voltage circuitry with zero feedback; inverting polarity switch. 150 W/ch into 8 ohms, 200 W/ch into 4 ohms; THD 0.3%; full power bandwidth 5-80,000 Hz; input sens: normal 1.75 V, high gain 0.9 V; input imp: normal 95,000 ohms, high gain 47,000 ohms. 38 lb \$2,790
Class A. Similar to above 50 W/ch into 8 ohms, 100 W/ch into 4 ohms; input sens: normal 1 V, high gain 0.5 V \$2,790

LINN

LK280 80-W/ch Amplifier
80 W cont avg from 20-20,000 Hz; companion to LK1 preamp. 12¼ x 3 x 10½ in; 19 lb \$1,695
LK280 Spark. Dual-mono version of above \$2,990

LK100 50-W/ch Power Amplifier
Can be used to biampify or triampify loudspeakers. Overcurrent and overtemperature protection; internal heat sink. 50 W/ch into 8 ohms, 0.5% distortion \$695

LUXMAN

M-117 200-W/ch Amplifier
Bridgeable amp with low-imp drive capability. Features dual-FET per ch input stage; high-cur-

rent bipolar output transistors; Duo-Beta dual feedback-loop circuitry; star circuit topology; high-energy power supply. Peak-clip indicators; gold-plated speaker binding posts and input terminals; variable and fixed inputs. 200 W/ch into 8 ohms, 550 W/ch into 4 ohms, 820 W/ch into 2 ohms; bridged output 700 W; total harmonic distortion 0.03% at rated power; signal-to-noise ratio 120 dB; IM 0.007%; slew rate 20 V/μs; damping factor 130 (50 Hz, 8 ohms). Dimensions: 17¼ x 6½ x 17½ in; 52 lb . \$1,250

M-113 50-W/ch Amplifier
Features low-imp drive capability; dual-FET per ch input stage; high-current bipolar output transistors; Duo-Beta dual feedback-loop circuitry; star circuit topology; high-energy power supply. Peak-clip indicators; gold-plated input terminals; 5-way speaker terminals; adjustable input sens. 50 W/ch into 8 ohms, 140 W/ch into 4 ohms, 180 W/ch into 2 ohms; bridged output 700 W; total harmonic distortion 0.03% at rated power; signal-to-noise ratio 116 dB; IM 0.005%; slew rate 15 V/μs; damping factor 100 (50 Hz, 8 ohms). 17¼ x 5½ x 14½ in; 19 lb \$600

M-111 25 W x 4 Amplifier
4 channel, bridgeable design. Features 4-way binding posts; voltage-driven amplification. Duo-Beta feedback, star topology. Rear-panel bridging switches for ch 1-2 and 3-4; separate input-level controls. 25 W x 4 cont avg into 8 ohms; bridged mode: 75 W x 2 into 8 ohms. THD <0.05%; SN 112 dB; IM <0.02%; slew rate 12 V/μs; damping factor 45. 17¼ x 2 x 13 in; 11 lb \$400

MADISON FIELDING

All Madison Fielding amplifiers feature MOSFET output stage with no overall feedback.

M-1 100-W Mono Amplifier
Features pure Class A operation in all amp stages; hybrid vacuum tube/solid-state preamp stage; switchable output-stage supply rails to maintain pure Class A operation into 4 and 8 ohm loads; high-energy power supply with 550-VA transformer and 178,000 μF total capacitance. 100 W into 8/4 ohms, 200 W into 2 ohms; input sens 707 mV. 12½ x 7½ x 18 in; 35 lb \$5,500/pr

M-3 60-W Mono Amplifier
Features pure Class A operation in all amp stages; switchable output-stage supply rails to maintain pure Class A operation into 4 and 8 ohm loads; high-energy power supply with 225-VA transformer and 122,000 μF total capacitance. 60 W into 8/4 ohms, 120 W into 2 ohms; input sens 550 mV. 12½ x 7½ x 15½ in; 251 lb \$3,990/pr

M-2 200-W Mono Amplifier
Features pure Class A operation in preamp stages; Class A/AB high-bias operation in output stage; hybrid vacuum tube/solid-state preamp stage; switchable output-stage supply rails to maintain safe operation into 4 and 8 ohm loads; high-energy power supply with 650-VA transformer and 88,000 μF total capacitance. 200 W into 8/4 ohms, 400 W into 2 ohms; input sens 1 V. 12½ x 7½ x 18 in; 40 lb \$2,650 ea

MARCHAND

PM2 50-W/ch Amplifier Module
Features integrated circuit-driver chip; two complementary Darlington power transistors; output safe-operating area current limiter; temperature sensor; Class AB but adjustable to

Class A with output power limited to 10 W rms. FR 5-50,000 Hz ± 1 dB; THD 0.1% at 1,000 Hz; min power supply ± 15 volts; max power supply ± 45 V; 50 W/ch cont avg into 8 ohms in Class AB, 10 W/ch rms into 8 ohms in Class A. Requires PSII 40 V power supply. Available in kit form \$70

MARK LEVINSON

Model 20.5 100-W Mono Amplifier
Class A highly biased mono amp with fully regulated power to all audio stages; internal spike and surge suppression; RF filtering of raw AC from outlet to reduce noise; separate positive and negative supply rails each with individual toroidal power transformer; full-wave bridge rectification, and filter capacitors to prevent cross modulation between rails; electronic regulation to refine power used by signal-carrying circuits; 3 high-current devices to drive output stage; electronic protection against abuse; all gain stages controlled at clipping; balanced inputs with Camac connectors; Neutrik-XLR connector; internal switching to adjust for operation at 90-240 V AC. 100 W/ch into 8 ohms, 200 W into 4 ohms. 17½ x 8¼ x 22 in; 90 lb. Faceplate available in 19-in width .. \$6,000

Model 23.5 200-W Dual Mono Amplifier
Dual-mono construction. Filtered AC power with DC-offset corrector circuit; surge-limiting circuit protects circuit breakers; two power supplies for each left and right amp ch; toroidal transformers with independent secondary windings; triple-bypassing on main circuit board; bipolar gain stages; active differential input circuit; Class AB output stage; controlled clipping circuitry; total harmonic distortion 0.3%; 200 W continuous into 8 ohms, 400 W into 4 ohms; input impedance 50 kilohms; gain 26.8 dB. 105 lb. 19 x 8½ x 18 in \$5,900

Model 27 100-W/ch Amplifier
Dual-mono construction. Raw AC current filtered by two separate circuits to remove unwanted frequencies and reduce transformer core saturation and mechanical hum; surge-limiting circuit; 729-VA toroidal transformer in each channel; separate power supplies; audio signals processed through two Class A cascaded voltage gain stages and three current gain stages; cascoded differential input stage; Class AB output stage. Camac connector or three-pin Neutrik XLR connector input. 200 W/ch into 4 ohms, 350 W/ch into 2 ohms; sens 141 mV; voltage gain 26 dB. 17½ x 6¾ x 18 in; 75 lb. Faceplate also available in 19-in w \$3,995

Model 29 50-W/ch Amplifier
Dual-mono construction. Raw AC current filtered by two separate circuits to remove unwanted frequencies and reduce transformer core saturation and mechanical hum; surge limiting circuit; 320-VA toroidal transformer in each channel; separate power supplies; audio signals processed through two Class A cascaded voltage gain stages and three current gain stages; cascoded differential input stage; Class AB output stage. Camac connector or three-pin Neutrik XLR connector input. 100 W/ch into 4 ohms, 175 W/ch into 2 ohms; sens 141 mV; voltage gain 26 dB. 17½ x 6¾ x 14½ in; 60 lb \$2,800

MCINTOSH

MC-2600 600-W/ch Amplifier
Features Power Guard anti-clipping circuitry. Auto-temperature-controlled low-noise fans. Large power output meter; gold-plated output

POWER • AMPLIFIERS



McIntosh MC-7300

terminals; balanced and RCA inputs. Bridgeable to 1,200 W mono. FR 20-20,000 Hz +0, -0.25 dB; S/N 105 dBA; THD 0.005%; IM 0.005%; dynamic headroom 1.7 dB; damping factor >40; input sens 1.4 or 2.5 V. 17 x 10 x 18 in; 130 lb \$4,995

MC-7300 300-W/ch Amplifier

Features Power Guard anti-clipping circuitry. Peak power output meter. Bridgeable to 600 W mono. FR 20-20,000 Hz +0, -0.25 dB; input imp 20,000 ohms unbalanced; S/N 105 dBA; THD 0.005%; IM 0.005%; dynamic headroom 1.9 dB; damping factor >40; input sens 1.4 or 2.5 V. Front panel: glass and black-anodized aluminum with black chassis. 16¼ x 7½ x 15¼ in; 79 lb \$2,995

MC-7200 200-W/ch Amplifier

Features Power Guard anti-clipping circuitry; Sentry circuit monitors output signal to prevent overload of output transistors; thermal shutdown; direct-current-failure protection; power-line transient surge protection; bridgeable to 600 W mono. Peak power output meter; meter hold control; L/R gain control. FR 20-20,000 Hz +0, -0.25 dB; THD 0.005%; S/N 105 dBA; IM 0.005%; damping factor >200. 14¾ x 5¼ x 15¾ in; 53 lb \$2,595

MC-7270 270-W/ch Amplifier

Features autotransformer; L/R ch gain control. Peak-reading, peak-locking power meters; meter selector. Power output: 270 W/ch with 0.02% THD; bridgeable to 540 W mono. IM <0.02% if instantaneous peak power output is <600 W/ch both ch driven; FR 20-20,000 Hz +0, -0.25 dB; damping factor >30; input imp 20,000 ohms; switchable input sens, 0.75 or 2.5 V (level control provided for higher input voltages). Power Guard: THD <2% with up to 20-dB overdrive at 1,000 Hz. 16¼ x 7¾ x 14½ in; 82 lb \$2,499

MC-7150 150-W/ch Amplifier

Features Power Guard anti-clipping circuitry; digital dynamics protection circuit. IM <0.005% instantaneous peak power output is <300 W/ch; frequency response 20-20,000 Hz +0, -0.25 dB; damping factor >40; input impedance 20,000 ohms; input sens, 1.4 or 2.5 V (level control provides for higher input voltages). Power Guard: total harmonic distortion <2% with up to 20 dB overdrive at 1,000 Hz. Front panel: glass and black-anodized aluminum. Black chassis. Dimensions: 16¼ x 5¼ x 15¼ in; 58 lb \$2,095

MC-754 100-W/ch Amplifier

Features Power Guard anti-clipping circuitry; digital overload corrector to prevent excess of 0.3% distortion; bridgeable to 200 W mono. FR 20-20,000 Hz +0, -0.25 dB; THD 0.02%; S/N 110 dB; IM 0.02%; damping factor >90 \$1,049

MELOS

Triode 400 Plus 400-W Mono Tube Amplifier

Features triode configuration throughout all

gain stages. Proprietary shielded toroidal transformers; Class A operation to 50 W; 3 dB dynamic headroom; separate regulation for all gain stages and DC heater supply. Balanced input; auto bias with LED indicators for all output tubes; front-panel fuses with LED indicators for each fuse \$5,995/pr

Triode 200 Plus 200-W Mono Tube Amplifier

Features triode configuration throughout all gain stages. Proprietary shielded toroidal transformers; Class A operation to 50 W; 3 dB dynamic headroom; separate regulation for all gain stages and DC heater supply. Balanced input; auto bias with LED indicators for all output tubes; front-panel fuses with LED indicators for each fuse \$4,395/pr

Triode 200 Plus 200-W/ch Tube Amplifier

Features triode configuration throughout all gain stages. Proprietary shielded toroidal transformers; Class A operation to 25 W; 3 dB dynamic headroom; separate regulation for all gain stages and DC heater supply. Auto bias with LED indicators for all output tubes; front-panel fuses with LED indicators for each fuse \$2,995

Triode 125 Plus 125-W/ch Tube Amplifier

Features triode configuration throughout all gain stages. Proprietary shielded toroidal transformers; Class A operation to 25 W; 3 dB dynamic headroom; separate regulation for all gain stages and DC heater supply. Auto bias with LED indicators for all output tubes; front-panel fuses with LED indicators for each fuse \$2,295

Signature Headphone Tube Amplifier

Vacuum tube/differential DC Class A amp designed for the Grado Signature Headphones or other high quality headphones. Doubles as line preamp featuring two inputs and one line output with max of 9 V. Features zero feedback amplification. Direct coupled and imp matched output stage circuitry. Large toroidal transformer; regulated power supplies; Tiffany connectors \$995

MEMOREX BY MEMTEK

Concept 2 20-W/ch Wireless Amplifier

Two-piece unit using AC wiring as signal carrier to amp and speakers. Features polarity inverter; Class A output operation; balanced inputs. 20 W/ch cont avg into 8 ohms, 40 W/ch cont avg into 4 ohms; THD 1%; dynamic headroom 1 dB; input imp 47,000 ohms. 9.5 lb \$249

MERIDIAN

Model 205 100-W Mono Amplifier

Class AA mono amp with toroidal high-current power supply. Features fully complementary circuit design; music-sense circuit turns on amp when signal is detected. 100 W into 8 ohms. 14 x 6¼ x 4 in/ea \$1,790/pr

MFA

M200D 200-W Mono Tube Amplifier

Class A operation to 100 W; regulated power supply; Gold Aero tubes; Rel Cap, Wonder Cap, and Solen coupling and bypass capacitors; triode switching. 200 W into 8/4/2 ohms; FR 0.5-200,000 Hz; S/N 95 dB; damping factor 20; THD 0.015% at 1 W. 18½ x 8½ x 14½ in. 84 lb ea \$7,200/pr

M120C 120-W Mono Tube Amplifier

Class A operation to 60 W; regulated power

supply; Gold Aero Tubes; Rel Cap, Wonder Cap, and Solen coupling and bypass capacitors; triode switching. 120 W into 16/8/4 ohms. FR 0.5-200,000 Hz; S/N 95 dB; damping factor 20; THD 0.015% at 1 W, and .15% at 120 W. 15½ x 8¼ x 12 in. 60 lb ea \$4,960/pr

D75B 75-W/ch Tube Amplifier

Class A operation to 40 W; regulated power supply; Gold Aero tubes; Rel Cap, Wonder Cap, and Solen coupling and bypass capacitors; triode switching. 75 W/ch into 16/8/4 ohms. FR 0.5-200,000 Hz; S/N 95 dB; damping factor 20; THD 0.015% at 1 W, and .3% at 75 W. 15½ x 8¼ x 12 in. 64 lb ea \$2,960/pr

MIRROR IMAGE AUDIO

1.1SB 200-W/ch Amplifier

Features positive/negative, left/right clipping; overheating and DC offset indicators; soft start circuitry; DC coupled; bridgeable inputs; Class A biased; bridging and biampable; temperature-controlled fan; selectable input impedances; 92,000 µF of power supply capacitance. 200 W/ch cont avg into 8 ohms; FR 1-500,000 Hz; THD <0.01%; slew rate 300 V/µs. Silver or black finish. 52 lb \$3,850/pr
1.1 S+. As above, with 196,000 µF of power supply capacitance. 62 lb \$4,945/pr
1.1 M. Similar to 1.1SB, 250 W/ch cont avg into 8 ohms, 1,600 W/ch cont avg into 1 ohm; 588,000 µF of power supply capacitance/pair. 70 lb \$7,690/pr

MOD SQUAD

McCormack DNA-20 200-W Mono Amp Pair

Sold as two separate mono amps. Features JFET and MOSFET circuitry in input and drive stages; bipolar circuitry at output stages; DC-servo control; separate front-end and main power supplies; Distributed Node Current Reservoir delivers power to each local output device; 2 sets of output terminals for biwiring speakers. 200 W/ch into 8 ohms; frequency response 1-250,000 Hz; S/N 90 dB; distortion 0.01%; sens 1.2 V rms; current output 70 amperes peak. Dimensions: 19 x 7 x 16 in, 55 lb \$5,995/pr

McCormack DNA-1 100-W/ch Amp Pair

Sold as 2 separate mono amps. Features hybrid JFET/MOSFET/bipolar circuitry; DC-servo control; Class A/AB mode; separate front-end and main power supplies; Distributed Node Current Reservoir delivers power to each local output device; global feedback; 885-VA transformer for power supply with electrostatic shielding. Two units can be returned to factory for conversion into bridged pair for mono operation. 100 W/ch into 8 ohms; frequency response 1-250,000 Hz; signal-to-noise ratio 90 dB; distortion 0.01%; sensitivity 1.2 V rms; current output 50 amperes peak. 19 x 7 x 16 in, 55 lb \$1,995/pr

MOTIF BY CONRAD-JOHNSON

Motif MS2001 200-W/ch Amplifier

MOSFET output stage; extensive use of large-value polystyrene capacitors. 200 W/ch cont avg into 8 ohms; THD <1.0%; FR 20-20,000 Hz ±0.1 dB; S/N 100 dB; input imp 100,000 ohms. 19 x 7 x 18½ in.; 63 lb \$4,395
MS1001. As above, 100 W/ch \$3,295

MTX SOUNDCRAFTSMEN

Pro-Power Ten 205 W x 4 Amplifier

2/3/4 channel configurable MOSFET amplifier. 205 W x 4 into 8 ohms, 300 W x 4 into 4 ohms with 0.05% THD. 600 W x 2 into 8 ohms, 20-

ANNOUNCING THE NEW GENERATION OF BRYSTON AMPLIFIERS



Bryston 7B Mono

The new 7B and 4B amplifiers represent our next generation of amplifiers; a culmination of nearly two decades of research into the art and science of accurate audio amplification.

Bryston's design goals of superb sound quality, excellent value, and long term reliability has resulted in a new series of amplifiers unequalled in previous designs. An all new physical layout provides improvements in dissipating the heat generated by the high current demands of the latest versions of some loudspeakers. Completely revised power supplies provide superb high

frequency isolation and reductions in noise and distortion. Selectable gold plated RCA or balanced XLR input connectors provide flexibility for different system requirements. Bryston's new custom made capacitors lower internal resistance for even more instantaneous current delivery providing a transparency and clarity not previously available.

The new Bryston 7B and 4B amplifiers exemplify Bryston's continuing commitment to "lifetime" products with extreme long term reliability as expressed by our full 20 Year Warranty.

Bryston believes these new amplifiers result in a new classic design which preserves the unique combination of strengths which were embodied in our original designs, while offering genuine advances in every area.

We invite you to experience the new generation of Bryston 7B and 4B amplifiers. We think you'll agree that the new cosmetics coupled with the extensive improvements in power delivery provide an amplifier with unquestioned superiority in sound quality, value and reliability.

20 YEAR WARRANTY - A GENERATION OF MUSIC

BRYSTON

Bryston Ltd. Telephone (416) 746-1800
Fax (416) 746-0308
Brystonvermont Ltd. Tel: 1-802-223-6159

POWER • AMPLIFIERS

20,000 Hz at 0.05% THD. Each channel has power-output meters and clipping indicator. 19 x 5 1/4 x 12 in \$1,399

A5002 250-W/ch Amplifier

Class H Vari-Proportional circuitry and auto-buffer for continuous operation into 8/4/2 ohms. Features auto crowbar-protection circuit for output protection without current limiting; 20 LED/ch indicators; front-panel switching for 2 pairs of speakers; clipping indicators; input-level controls. 250 W/ch into 8 ohms or 375 W/ch cont avg into 4 ohms with 0.09% THD; S/N 105 dB; slew rate 50 V/ μ s; IM 0.02%; dynamic headroom 2 dB \$949

Pro-Power Four 205-W/ch Amplifier

MOSFET amp with dual 20-segment LED clipping indicators, 2-pair speaker switching. 205 W/ch cont avg into 8 ohms with 0.05% THD, 300 W/ch into 4 ohms, 450 W/ch into 2 ohms; S/N 105 dB; slew rate 40 V/ μ s; IM 0.05%. 19 x 5 1/4 x 11 in; 28 lb \$849

Pro-Power Three. As above, without level controls and LED meters \$749

Pro-Reference Two 100-W/ch Amplifier

MOSFET amp with 20-LED power meters. Features switching for 2 pairs of speakers; clipping indicators; Charcoal finish, rack-mount front panel. 100 W/ch into 8 ohms, 200 W/ch into 4 ohms, cont rms with 0.05% THD; S/N 105 dB \$699

Pro-Reference One. As above, without LED meters \$599

PCR800 205-W/ch Amplifier

Phase-control-regulated MOSFET amp. 205 W/ch cont avg into 8 ohms; THD 0.05%; S/N 105 dB; 18 lb; 8 1/4 x 5 x 12 in. \$499

Pro-Power. As above, 300 W/ch into 4 ohms, 450 W/ch into 2 ohms \$579

Pro-Pa2x200 125-W/ch Amplifier

High-current MOSFET amplifier, 125 W/ch into 8 ohms, 190 W/ch into 4 ohms with 0.05% THD. FR 20-20,000 Hz \pm 0.1 dB; S/N 105 dB. Damping factor 200. Rack mount. 19 x 5 1/4 x 10 1/2 in \$499

MUSE

Model One Hundred 100-W/ch Amplifier

Features discrete circuitry; multiple parallel secondary transformer; Class A operation in driver stage; diode decoupled filtered front-end power supply. 100 W/ch into 8 ohms; FR 13-200,000 Hz \pm 3 dB; THD <0.5%. 19 x 3 1/2 x 13 1/2 in; 28 lb \$1,200

Model One Hundred Fifty. As above, monoblock chassis. Power handling 125 W into 8 ohms; FR 13-250,000 Hz \pm 3 dB. 19 x 3 1/2 x 13 1/2 in; 28 lb each chassis \$2,280

MUSEATEX

5-year warranty.

Meitner MTR-101 100-W Mono Amplifier

Features Class AB design; floating charge power supply and static fan heat sink. 100 W cont avg into 8 ohms, 200 W cont avg into 4 ohms; FR 0.1-100,000 Hz; THD <0.25%; slew rate 75 V/ μ s. Wooden finish. 5-year warranty. 18 lb \$3,400/pr

Melior 100 W/ch Amplifier

Features Class AB design; floating charge power supply and static fan heat sink. 100 W/ch cont avg into 8 ohms, 180 W/ch cont avg into 4 ohms; FR 0.1-65,000 Hz; THD <0.25%; slew rate 75 V/ μ s. Wooden finish. 5-year warranty. 23 lb \$1,995

Melior Satellite 50 W/ch Amplifier

Features Class AB design; floating charge power supply. 50 W/ch cont avg into 8 ohms, 95 W/ch cont avg into 4 ohms; FR 0.1-65,000 Hz; THD <0.25%; slew rate 75 V/ μ s. 18 lb \$799

MUSICAL DESIGN

D-140 140 W/ch Amplifier

Features linear, minimum-phase MOSFET driver stage; Class AB in output stage; dual-mono power supply. 140 W/ch into 8 ohms, 200 W/ch into 4 ohms; FR 0.1-180,000 Hz; THD <0.01%; slew rate 30 V/ μ s; sens 750 mV; input imp 22,100 ohms. 29 lb \$1,295

NAD

The following products are distributed by Lenbrook.

Model 208 250-W/ch Amplifier

N-channel MOSFET design bridgeable to 500 W cont avg mono. Features symmetrical balanced inputs. Fan and rack-mount front-panel kits optional \$1,199

Model 2400THX 100-W/ch Amplifier

Bridgeable amplifier with power-envelope circuitry. Features soft-clipping circuit; input level controls. 100 W/ch cont avg; dynamic headroom 5.7 dB. Rack mountable \$599

Model 2100X 60-W/ch Amplifier

Bridgeable amplifier with power-envelope circuitry. Features soft-clipping circuit; input-level controls; normal/lab inputs; A, B, A+B speaker switching. 60 W/ch cont avg; dynamic headroom 5.3 dB. Rack mountable \$429

NAIM

NAP 250 70-W/ch Amplifier

Features toroidal transformers; four regulated power supplies each rated at 40 V and able to deliver 15 amps; shuts down if heat sink reaches 70° C. 70 W/ch cont into 8 ohms; input imp 22 kilohms; FR 3-40,000 Hz \pm 3 dB. 16 1/4 x 3 x 11 1/4 in \$2,995

NAP 135 75-W Mono Amplifier

Features toroidal transformers; four regulated power supplies each rated at 40 V and able to deliver 15 amps; shuts down if heat sink reaches 70° C; fan-cooled. 75 W cont into 8 ohms; input imp 22 kilohms; FR 3-40,000 Hz \pm 3 dB. 16 1/4 x 3 x 11 1/4 in \$2,995

NAP 140 45-W/ch Amplifier

Features dual power supply rectification; each audio channel has own pair of smoothing capacitors; thermal trip protection. 45 W/ch cont into 8 ohms; input imp 22 kilohms; FR 5-40,000 Hz \pm 3 dB. 8 x 3 x 11 1/4 in \$1,395

NAP 90 30-W/ch Amplifier

Features protection circuitry to measure power dissipation in output stage. 30 W/ch cont into 8 ohms; input imp 22 kilohms; FR 5-40,000 Hz \pm 3 dB. 8 x 3 x 11 1/4 in \$895

NAKAMICHI

PA-7AII 225-W/ch Amplifier

Features Stasis topology; utilizes two internal amplifiers for high- and low-impedance sources. 700-W toroidal power transformer; bridge rectifiers; electrolytic filters; 18 transistors per ch; Rib Framework chassis. 225 W/ch cont avg with 0.05% THD into 8 ohms; 340 W/ch max into 8 ohms; FR 20-20,000 Hz +0, -0.2 dB;

S/N >120 dB; damping factor >60; dynamic headroom 1.7 dB; power bandwidth 5-50,000 Hz (8 ohms, 112.5 W, 0.05% THD). 17 1/8 x 7 1/8 x 16 1/8 in; 62.7 lb \$2,195

PA-5AII. As above, 150 W/ch \$1,550

NESTOROVIC LABS

NA-1 150-W Mono Tube Amplifier

Class AB operation; 0.5 % rated THD; balanced inputs; high-level sens 1,000 mV; 150 W cont avg into 8 and 4 ohms; 18-25,000 Hz full-power bandwidth; input imp 200 kilohms \$3,300

NHT

MA-1 80-W Mono Amplifier

Feature Class AB design; variable low-pass filter 50, 100, 200 Hz bypass; built-in high-pass filter; variable gain. For use with center channel or to power SW2 subwoofer. 80 W into 8 ohms, 100 W into 4 ohms; slew rate 100 V/ms; high level sens 100 mV variable; dynamic headroom 2 dB; input imp 50,000 ohms \$300

NIKKODO

The following amplifiers are designed for sing-along or karaoke use.

DA-88 100-W/ch Amplifier/Cassette Deck

Features built-in dual cassette deck with music search (up to 5 songs) in tape 1 and auto recording level system in tape 2; digital echo processor; digital pitchcontroller; 3 audio and 4 microphone inputs; echo level, delay, and repeat controls; bass/treble control \$1,829

DA-X1 120-W/ch Amplifier/Cassette Deck

Features built-in cassette deck with autowind; digital echo processor; digital pitch controller; 4 audio inputs; 3 video inputs/outputs; 3 microphone input; echo level, delay, and repeat controls; motorized volume; bass/treble control. 16 1/2 x 6 1/8 x 15 1/4 in; 26 lb \$1,699

DA-X2 80-W/ch Amplifier

Features digital echo processor; digital pitch controller; 5 audio inputs; 3 video inputs/outputs; 3 microphone inputs; echo level, delay, and repeat controls; motorized volume; bass/treble control. 16 1/2 x 5 1/4 x 15 1/4 in; 21 lb \$1,349

DA-X3 80-W/ch Amplifier/Echo Processor

Features digital echo processor; 5 audio inputs; 3 video inputs/outputs; 3 microphone inputs; echo level, delay, and repeat controls; bass/treble control. Dimensions: 16 1/2 x 5 1/4 x 15 1/4 in; 20.8 lb \$959

DA-550 50-W/ch Amplifier/Echo Processor

Features digital echo processor; multiplex sound switch; digital pitch controller; vocal changeover system; Dolby Surround input; 3 audio, 2 video and 2 microphone inputs; echo level, delay, and repeat controls. 16 1/4 x 3 1/4 x 13 in; 14.5 lb \$869

DA-500. As above, without pitch controller \$519

DA-220 40-W/ch Amplifier/Echo Processor

Features digital echo processor; multiplex sound switch; digital pitch controller; Dolby Surround and tape input; 3 audio, 2 video, and 2 microphone inputs; echo level controls. 16 1/4 x 2 x 13 3/4 in; 10 lb \$699

DA-200. As above, without pitch controller \$399

NRG

401S 400-W/ch Amplifier

Class A/AB amp with Class A in every stage

The most important opinion IS YOURS...

"I shall say, however, that when listening to the SA-1000/100 at low volume, in the early hours of the morning when everything is quiet, these components produce the best sound I have heard in my house. Exceptional in every way or from any point of view from which you care to analyze it."

Jorge Goncalves
Audio, Portugal

"However compact and reasonably priced the SA-100, it behaved like a behemoth in the Krell league."

-Ken Kessler
Hi Fi News & Record Review, England

"The Counterpoint SA-100 has no negatives. To the contrary, it is always great: the sound is rich and sweet, the voices and instruments are clear and exciting, and the image is superb. Who could ask for more?"

-Henry See
UHF, Canada

The Counterpoint SA100 is the essence of great craftsmanship... its sound is majestic, authoritative, and exciting, with a balance of strength and grace...

-Ugo Stella
Stereo Hi Fi, Italy



COUNTERPOINT

NOTHING BETWEEN THE MUSIC AND YOU

2610 Commerce Drive, Vista, CA 92083 • Call toll free 1-800-275-2743 • Fax 619-598-9418

POWER • AMPLIFIERS

except output. Features protection circuitry; regulated power supply. FR 0.4-100,000 Hz; THD <0.05%; slew rate 800 V/μs; damping factor, 20-20,000 Hz; 500 min; max current 97 amps/ch. 5-year warranty. 19 x 10½ x 27 in, 120 lb \$6,600
 Balanced inputs \$300 ea
A201S. As above, 200 W/ch and Class A amplifier only. Slew rate 600 V/μs; max current 125 amps/ch \$6,600
 Balanced inputs \$300 ea
A401M. As 401S, Class A mono amplifier with 195 amps/ch max current \$6,000
 Balanced inputs \$180 ea

NUMARK

SA3200 300-W/ch Amplifier
 Features overload and system fault protection circuitry; DC-coupled bipolar design; forced-air cooling system with thermostatically controlled two-speed fan; fast-tripping circuit breaker power switch; two independent heat sink thermal signal cutoffs; self-resetting dual thermals inside power transformer; bridging switch; 2-speed fan. Includes phone and RCA phono jacks; 5-way binding post; front-panel features LED clipping indicators and removable air filters. 300 W/ch into 8 ohms, 510 W/ch into 4 ohms, 1020 W/ch bridged mono into 8 ohms-cont output. THD 0.06%. 19 x 6¼ x 18 in; 56 lb \$1,375

SA2200 225-W/ch Amplifier
 225 W/ch into 8 ohms, 375 W/ch into 4 ohms cont power output; FR 20-20,000 ±1 dB; THD <0.01%; slew rate >50 V/μs; damping factor >200; input imp 22,000 ohms. 19 x 5¼ x 12 in; 35 lb \$925

OCM/BELLES RESEARCH

OCM 500 200-W/ch Amplifier
 Class AB 2-ch amp utilizing isolar design. Clipping indicators, multiple input connections, toroidal transformers. Bridgeable to 800 W mono. FR 1-100,000 Hz; THD 0.2%; damping factor 200. 19 x 5¼ x 17 in; 65 lb \$2,495
OCM 200. As above, 100 W/ch with balanced inputs and 400 W mono. 19 x 5¼ x 10 in; 42 lb \$1,595

Belles 450 200-W/ch Amplifier
 Solid-state design with dual complementary bipolar transistors and power MOSFETs. All components mounted on single circuit board. Features van den Hul cable wiring; toroidal power transformer. 200 W/ch cont from with <0.01% THD into 8 ohms; FR 0.2-60,000 Hz ±3 dB into 8 ohms; damping factor >200. 3-year warranty. 17 x 10 x 13 in; 55 lb \$1,595

Belles 150 100-W/ch Amplifier
 Solid-state design with dual complementary circuitry. All components mounted on single circuit board and direct coupled to inputs and outputs. FR 1-60,000 Hz; THD 0.1%; damping factor 175. 17 x 7 x 8½ in; 24 lb \$749

OCM TECHNOLOGY

Soloist Series

OCM 500 200-W/ch Amplifier
 Features class AB output circuitry and power MOSFET output circuitry with temperature-independent biasing. 1,500 V-ampere shielded, toroidal power transformer with high-surge current, switch mode electrolytic capacitors. Gold plated RCA jacks for unbalanced stereo input. XLR input available for balanced mono opera-

tion. 5-way binding post. 200 W/ch into 8 ohms, 400 W/ch into 4 ohms, 800 W mono into 8 ohms; THD < 0.25%; input sens 1,100 mV; input imp 50,000 ohms; FR .2-100,000 Hz ±3 dB. Black anodized-aluminum faceplate. 19 x 5¼ x 17 in, 66 lb \$2,595

OCM 200 100-W/ch Amplifier

Features Class AB output circuitry and power MOSFET output circuitry with temperature-independent biasing. 1,000 V-ampere shielded, toroidal power transformer with high surge current, switch mode electrolytic capacitors. 1 set of gold plated RCA jacks for unbalanced stereo input. XLR for balanced mono operation. 5-way binding posts. 100 W/ch into 8 ohms, 200 W into 4 ohms, 400 W mono into 8 ohms. THD < 0.25%; input sens 790 mV; input imp 50,000 ohms; FR 0.2-100,000 Hz ±3 dB \$1,595

OCTAVE RESEARCH

OR-1 85-W/ch Amplifier

Features Class A operation; no negative feedback; separate amplifiers for left and right channels; four independent power supplies; mono operation via bridging adaptor. 85 W/ch cont avg into 8 ohms; IM <0.02%; SN >95 dB; input imp 100,000 ohms. Three-year parts-and-labor warranty. 19 x 9¼ x 19¼ in, 66 lb \$3,650

ONKYO

Integra Series

Grand Integra M-510 300-W/ch Amplifier
 Dual-mono configuration with 1-ohm imp-drive capability. Features power supply with Real-Phase transformer to eliminate current fluctuations; high-current capability; 3 separate power supplies; calibrated power meters with accuracy to 1 dB; adjustable meter sens. 300 W/ch cont avg into 8 ohms; THD 0.005%; SN 120 dB; IM 0.003%. Dynamic power 750 W/ch into 4 ohms, 1,300 W/ch into 2 ohms, 2,100 W/ch into 1 ohm. 20 x 10½ x 21 in; 165 lb \$4,500

Grand Integra M-508 200-W/ch Amplifier
 Dual-mono design with low-imp drive capability. Features Real-Phase transformer to eliminate current fluctuations; high-current capability. Calibrated high-speed power meters; peak-power meters; variable inputs with left/right ch level controls. 200 W/ch cont avg into 8 ohms; THD 0.003%; SN 120 dB; IM 0.003%; damping factor 140. Dynamic power 460 W/ch into 4 ohms, 685 W/ch into 2 ohms, 860 W/ch into 1 ohm. 18¼ x 7¼ x 16¼ in; 55 lb \$1,200

Integra M-504 165-W/ch Amplifier
 Dual-mono design with low-imp drive capability. Features Real-Phase transformer to eliminate current fluctuations; high-current capability. High-speed peak-power meters; heavy-duty speaker terminals. 165 W/ch cont avg into 8 ohms; THD 0.003%; SN 120 dB; IM 0.003%; damping factor 140. Dynamic power 350 W/ch into 4 ohms, 530 W/ch into 2 ohms. 18¼ x 7¼ x 16¼ in; 46 lb \$830
 CW-M504. Wood sidepanels for above ... \$85

Integra M-502 140-W/ch Amplifier
 Dual-mono design with low-imp drive capability. Features 4-way speaker selector. 140 W/ch cont avg into 8 ohms; THD 0.005%; SN 120 dB; IM 0.004%; damping factor 140. Dynamic power 290 W/ch into 4 ohms, 425 W/ch into 2 ohms. 17¼ x 7¼ x 16¼ in; 41 lb \$650

Integra M-501 150-W/ch Amplifier
 Features auto protection circuitry; 2 sets of

speaker terminals. 150 W/ch cont avg into 8 ohms; FR 5-100,000 Hz; THD 0.09%; SN 100 dB; IM 0.09%; damping factor 40. Dynamic power 310 W/ch into 4 ohms, 400 W/ch into 2 ohms. 17¼ x 5½ x 13¼ in; 23 lb \$360

PARASOUND

HCA2200 200-W/ch Amplifier

High-current discrete amplifier. Features 24 output devices; 1,000 V toroidal transformer; 90 amps peak current; bridgeable to 500 W mono. Gold-plated input jacks; 5-way terminals. FR 5-100,000 Hz; dynamic headroom 1.5 dB \$1,475

HCA-1200 200-W/ch Amplifier

High-current discrete amplifier. Features toroidal transformer; 57 amps peak current; 5-way terminals 60-MHz output transistor; gold-plated input jacks; front-panel level controls FET driver; mono BTL switchable. FR 8-90,000 Hz; THD <0.08% \$775
RMK-1000. 19-in rack mount kit \$29

HCA-800II 90-W/ch Amplifier

High-current discrete amplifier. Features 60-MHz output transistors; gold-deposited 36,000-μF electrolytic capacitors; mono bridging via rear-panel switch; gold-plated RCA jacks; ¼-in phone jack; 5-way terminals; front-panel level controls; speaker A/B terminals; headphone jack; relay protection. FR 20-20,000 Hz ±0.5 dB; THD <0.1%; SN >104 dB; IM <0.1%; damping factor >120. 17¼ x 3¼ x 11¼ in \$395
RMK-800. 19-in rack-mount kit \$24

HCA-500 45-W/ch Amplifier

High-current discrete amplifier. Features no integrated circuits; oversized power transformer; RCA jacks; ¼-in phone jacks; 5-way terminals; front-panel level controls; relay protection indicator. FR 20-20,000 Hz ±0.5 dB; THD <0.25% SN >100 dB; IM <0.2%; damping factor >85. 17¼ x 3¼ x 11¼ in \$299

PHILIPS

AV1002 6-Channel Amplifier

50 W x 6 or 100 W x 1, 100 W x 2 plus 50 W x 2 or 100 W x 3. Discrete amp featuring 3 separate heat sinks \$1,000

PIONEER

M-91 200-W/ch Amplifier

Features dual-mono construction; finned, twin cast-iron enclosed transformers; honeycomb insulator feet; copper transformer plate; honeycomb heat sink; film condenser; regulated power supply; copper-foil PC board; nonswitching circuit; two pairs of speaker outputs; CD-direct input with volume control; Urushi-finish front panel; rosewood-vinyl side panels. 200 W/ch into 8 ohms; THD 0.003%. 18 x 6½ x 17 in; 60 lb \$1,400

M-72 50 W x 4 Amplifier

2/4-ch configuration. Auto output selector; 3 inputs (processing front, center, and rear) for 4-channel configuration; 2 or 4 speaker outputs; Urushi-finish front panel; rosewood vinyl-covered side panels. 100 W/ch x 2 or 50 W/ch x 4 into 8 ohms; THD 0.01%. 18 x 6½ x 16¼ in \$1,000

POINTSOURCE

Model A50 50-W/ch Amplifier

Features pure Class A dual-mono construction; gold-plated output and input connections. 50

Adcom announces the cure for the common receiver.



Today, there is no reason to compromise your favorite music by listening to a common receiver. Because the Adcom GTP-400 tuner/preamplifier with GFA-535 (60 watts per channel)* amplifier gives you all the benefits of Adcom's legendary clear, dynamic sound for a price close to that of an ordinary receiver.

Why Separates?

The limited space in receivers prevents the use of heavy duty, high-current, high-voltage power supplies found in the best separate components. Consequently, the performance of receivers is compromised for their questionable advantage of all-in-one convenience.

By dividing the tuner/preamplifier from the power amplifier, Adcom isolates low-current, low-voltage circuits from high-current, high-voltage elements ensuring sonic purity and demonstrably superior performance.

More Sound—Less Money

Many of Adcom's components have been favorably compared to other components costing two and three times more. The GTP-400 with GFA-535 is a combination that promises to keep faith with this tradition of offering superb performance at a reasonable cost.

The price of these Adcom separates is close to that of an ordinary receiver. But no receiver will deliver the wide dynamic range and musical satisfaction of an Adcom system.

Ask your Adcom dealer for a demonstration of these affordable separates. You'll never listen to a common receiver again.

**Power output, watts/channel, continuous both channels driven into 8 ohms, 20 Hz - 20 kHz < 0.09% THD.*

ADCOM[®]
details you can hear

POWER • AMPLIFIERS

W/ch cont avg with THD <0.1%. 19 x 5 1/4 x 14 in. \$995

Model 200-W/ch Amplifier

Features pure Class AB dual-mono construction; gold-plated output and input connections; eight 250-W output transistors and 1 kva transformer per channel. 200 W/ch cont avg from FR 20-20,000 Hz with THD <0.09%. 2 year warranty. 19 x 5 1/4 x 14 in, 46 lb \$829

PRODIGY

150-W Mono Amplifier

Features Teflon power-connect wiring; military-grade components. 150 W into 8 ohms; FR 4-50,000 Hz flat; slew rate 35 V/μs. 17 1/2 x 12 x 19 1/2 in; 100 lb \$7,000/pr

PS AUDIO

PS 100 DELTA 120-W/ch Amplifier

Features dual-mono configuration; direct coupled input and output; 60 μF filter capacitors in power supply; low feedback design. 200 W/ch into 4 ohms; THD 0.1%; slew rate >150 V/μs. 17 x 6 x 13 1/2 in; 43 lb \$1,955

PS 250 DELTA 250-W Mono Amplifier

Features isolated transformer as power supply, reducing AC mains related line distortion by 70 dB; direct coupled input and output; 24 ea 5 μF filter capacitors (per mono chassis) in power supply; low feedback design. 400 W into 4 ohms; THD 0.1%; slew rate >150 V/μs. 17 x 6 x 17 in; 52 lb \$995
For pair \$1,990

PSE

Studio V 120-W Mono Amplifier

Features discrete design with all FET semiconductors up to high-current bipolar output stage; thermal, short-circuit, and DC-offset protection circuitry. XLR-balanced and RCA-unbalanced switchable inputs; aluminum chassis. 120 W into 8 ohms; 220 W into 4 ohms with <0.3% THD; 500 W into 1 ohm with <1% THD; slew rate 200 V/μs; power bandwidth 0-50,000 Hz. 18 x 3 1/2 x 10 1/2 in; 23 lb. 10-yr warranty .. \$1,800/pr

Studio IV 100-W/ch Amplifier

Features discrete Class AAB design using FET input, MOSFET driver, and bipolar outputs; custom toroidal power transformer with separate regulated power supplies for each channel's low-level stages; thermal, short-circuit, and DC-offset protection circuitry. 100 W/ch into 8 ohms; 195 W/ch into 4 ohms; slew rate 100 V/μs. 18 x 3 1/2 x 10 1/2 in; 26 lb. 10-yr warranty \$950

QED BY MAY AUDIO

P300 130-W/ch Amplifier

Class AB operation. Bridgeable for mono operation; biwiring terminals. 50 W/ch cont avg into 8 ohms, 65 W/ch cont avg into 4 ohms; rated full-power bandwidth 5-30,000 Hz; THD 0.1% 16 lb \$675

QSC AUDIO

QSC amps carry a 3-year warranty.

Series One

Series One amplifiers features full complementary circuit independent DC and topology speaker protection on each channel; balanced inputs; input sockets for accessory modules; a mono-bridging switch; 1/4-in RTS, XLR, and barrier-strip input connectors; patented output av-

eraging short-circuit protection; direct-mounted power transistors; calibrated gain controls and clipping indicators.

Model 1700 325-W/ch Amplifier

High-turbulence flow through cooling; auto 2-speed fan. 325 W/ch cont avg into 8 ohms, 300 W/ch cont avg into 4 ohms; FR 20-20,000 Hz, +0, -1 dB at 1 W; THD <0.1%; slew rate 21 V/μs; damping factor 200; dynamic headroom 1.9 dB. 19 x 7 x 10 1/2 in; 54 lb \$1,248

Model 1400 200-W/ch Amplifier

High-turbulence flow through cooling; auto 2-speed fan. 200 W/ch cont avg into 8 ohms, 300 W/ch cont avg into 4 ohms; FR 20-20,000 Hz, +0, -1 dB at 1 W; THD <0.1%; slew rate 18 V/μs; damping factor 200; dynamic headroom 2 dB. 19 x 5 1/4 x 9 1/2 in; 34 lb \$798

Model 1200 100-W/ch Amplifier

Passive cooling. 100 W/ch cont avg into 8 ohms, 150 W/ch cont avg into 4 ohms; FR 20-20,000 Hz, +0, -1 dB at 1 W; THD <0.1%; slew rate 12 V/μs; damping factor 200; dynamic headroom 2 dB. 19 x 5 1/4 x 9 1/2 in; 24 lb \$598

Model 1100 50-W/ch Amplifier

Toroidal transformer; large passive heat sinks; 2 headphone jacks. 50 W/ch cont avg into 8 ohms, 70 W/ch cont avg into 4 ohms; FR 20-20,000 Hz, +0, -1 dB at 1 W; THD <0.1%; slew rate 14 V/μs; damping factor 200; dynamic headroom 2 dB. 19 x 1 1/4 x 8 3/4 in; 12 lb ... \$568

Series Three

Model 3800 375-W Mono Amplifier

Features 3-speed cooling fan. 375 W/ch cont avg into 8 ohms, 600 W/ch cont avg into 4 ohms \$1,958

Model 3500 300-W Mono Amplifier

Features 2-speed cooling fan. 300 W/ch cont avg into 8 ohms, 450 W/ch cont avg into 4 ohms \$1,488

Model 3200 110-W Mono Amplifier

Features 2-speed cooling fan. 110 W/ch cont avg into 8 ohms, 140 W/ch cont avg into 4 ohms \$958

MX Series

MX 2000 375-W Mono Amplifier

Features direct metal-mounted power transistors; modular construction; 3-speed fan cooling; 1/4-in RTS and barrier strip-input connectors. LED protect, clipping, and thermal indicators. 375 W cont avg into 8 ohms, 600 W cont avg into 4 ohms; FR 20-20,000 Hz ±0.1 dB; THD <0.1%; slew rate 20 V/μs; damping factor >200; dynamic headroom 2 dB. 19 x 5 1/4 x 18 in; 10 lb \$1,498

MX 1500 330-W Mono Amplifier

Features low profile (2 rack spaces), modular construction; direct metal-mounted power transistors; auto back-up in bridged mode; 2-speed fan cooling. Recessed front panel controls. 330 W/ch cont avg into 8 ohms, 500 W/ch cont avg into 4 ohms; FR 20-20,000 Hz ±0.1 dB; THD <0.1%; slew rate 20 V/μs; damping factor >200; dynamic headroom 3 dB. 19 x 3 1/2 x 18 in; 47 lb \$1,098

MX 700 150-W/ch Amplifier

Features low profile (2 rack spaces) chassis; direct-mounted power transistors; 2-speed fan cooling; 1/4-in barrier-strip input connectors. Clipping indicators; recessed front-panel con-

trols. 150 W/ch cont avg into 8 ohms, 225 W/ch cont avg into 4 ohms; FR 20-20,000 Hz ±0.25 dB; THD <0.1%; damping factor >200; dynamic headroom 3 dB. 19 x 3 1/2 x 12 in; 25 lb ... \$598

EX Series

EX Series amplifiers feature built-in limiting; an advanced thermal management system; open input architecture; detented gain controls with 2-dB steps; comprehensive LED status arrays; XLR and barrier-strip balanced-input connectors and 5-way binding posts.

EX 4000 720-W/ch Amplifier

Full-complementary 3-step output circuit. 720 W/ch cont avg into 8 ohms, 1,000 W/ch cont avg into 4 ohms; FR 20-20,000 Hz ±0.1 dB; damping factor >200; dynamic headroom 3 dB. 19 x 5 1/4 x 18 in; 64 lb \$2,298

EX 2500 500-W/ch Amplifier

Full-complementary 2-step output circuit. 500 W/ch cont avg into 8 ohms, 750 W/ch cont avg into 4 ohms; FR 20-20,000 Hz ±0.1 dB; damping factor >200; dynamic headroom 3 dB. 19 x 5 1/4 x 18 in; 55 lb \$1,898

EX 1600 400-W/ch Amplifier

Full-complementary 2-step output circuit. 400 W/ch cont avg into 8 ohms, 600 W/ch cont avg into 4 ohms; FR 20-20,000 Hz ±0.1 dB; damping factor >200; dynamic headroom 3 dB. 19 x 3 1/2 x 18 in; 44 lb \$1,498

EX 1250 275-W/ch Amplifier

Full-complementary 2-step output circuit. 275 W/ch cont avg into 8 ohms, 400 W/ch cont avg into 4 ohms; FR 20-20,000 Hz ±0.1 dB; damping factor >200; dynamic headroom 3 dB. 19 x 3 1/2 x 18 in; 42 lb \$1,198

EX 800 175-W/ch Amplifier

Full-complementary Class AB output circuitry. 175 W/ch cont avg into 8 ohms, 275 W/ch cont avg into 4 ohms; FR 20-20,000 Hz ±0.1 dB; damping factor >200; dynamic headroom 2 dB. 19 x 3 1/2 x 18 in; 40 lb \$948

Accessories

AT-1. Precision-stepped attenuator and input transformer \$128
UF-1. Universal, high-pass, low-pass, and CD horn equalization \$98
XH-1. 2-way 24 dB/oct active crossover. Selectable above 500 Hz \$98
XL-1. 2-way 24 dB/oct active crossover. Selectable below 500 Hz \$98
OT-300. 300-W, 70-V output autoformer .. \$98
PL-1. Power limiter. Adjustable rate; attack/release, and threshold \$78
T-1. Input balancing/isolation transformer. \$78

QUAD

Model 606 140-W/ch Amplifier

Power amplifier with feed-forward error correction (current dumping) combines Class A operation with Class B. Protection circuitry uses sensor on AC-input side of power supply to integrate current over time. No fuses or relays in signal path. THD (continuous into 8 ohm up to 130 W): 0.01% at 20 Hz, 0.01% at 1,000 Hz, 0.03% at 20,000 Hz; FR 20-20,000 Hz -0.25 dB. 12 1/4 x 5 1/2 x 9 1/2 in; 27 lb \$1,295

Model 306 60-W/ch Amplifier


Power amp with feed-forward error correction (current dumping) combines Class A operation with Class B. Protection circuitry uses sensor on AC input side of power supply to integrate current over time. No fuses or relays located in

ORIGINAL MASTER RECORDING™

ULTRADISC



THE MOBILE FIDELITY FORMULA*
O·M·R + A/A/D + 24k Au =
The Ultimate Audio Experience



***(Original Master Recordings
+ Analog/Analog/Digital
proprietary transfer
technology + 24 karat gold
plated compact discs)**

 **mobile fidelity
sound lab**
a division of MFSL, Inc.

For a complete free Original Master
Recordings catalog and ULTRADISC
technical information, call toll free
800-423-5759
or write to: Mobile Fidelity Sound Lab,
PO Box 1657, Sebastopol, CA 95473-1657.

POWER • AMPLIFIERS

signal path. THD (continuous in 8 ohms, up to 50 W): 0.01% at 20 Hz, 0.01% at 1,000 Hz, 0.03% at 20,000 Hz; FR 20-20,000 Hz -0.25 dB. 12¼ x 2¼ x 8¼ in; 11 lb \$695

QUICKSILVER

Model 8417 60-W Mono Tube Amplifier

Hand-wired, no transistors or circuit boards; matched pair 8417's, 12AX7, 12AU7, two 5AR4 tubes. 60 W cont from 20-20,000 Hz into 8 or 4 ohms. Can drive 0.5 ohm loads. 9¼ x 6 x 14½ in; 30 lb ea \$1,575/pr

Silver 90W Mono Tube Amplifier

Hand-wired, no transistors or circuit boards; matched pair KT88's, 12AX7, 12BH7, 5AR4 tubes. 90 W cont from 20-20,000 Hz into 8 or 4 ohms. Can drive 0.5 ohm loads. 9¼ x 6 x 15¼ in; 37 lb ea \$1,150/pr

KT-88 60-W Mono Tube Amplifier

Hand-wired, no transistors or circuit boards; matched pair KT88's, two 12FQ7's, two 5AR4 tubes. 60 W cont from 20-20,000 Hz into 8 or 4 ohms. Can drive 0.5 ohm loads. 9¼ x 6 x 14¾ in; 30 lb ea \$788

RADFORD/WOODSIDE

The following products are distributed by Tercel.

MA50 50-W Mono Tube Amplifier

Features Class A design; pentode-triode phase splitter to minimize phase shift at high frequencies; multiple isolated regulated power supplies; capable of 12 amperes peak-to-peak at output terminals. 50 W into 8 ohms or 75 W into 4 ohms cont avg from FR 20-20,000 Hz with THD <0.2%; S/N >95 dB. 16¼ x 8¼ x 10¼ in; 36.3 lb \$5,195/pr

STA35 35-W/ch Tube Amplifier

Features Class AB design; pentode-triode phase splitter to minimize phase shift at high frequencies; multiple isolated regulated power supplies; capable of 12 amperes peak-to-peak at output terminals. 35 W into 8 ohms or 50 W into 4 ohms cont avg from FR 20-20,000 Hz with THD <0.2%; S/N >90 dB. 16¼ x 8¼ x 10¼ in; 36.3 lb \$2,995

REVOX

B242-S 200-W/ch Amplifier

High-output design capable of driving 2-ohm loads. Features dual independent power supplies; DC voltage control; electronic short-circuit protection; temperature sensor to activate fan cooling; auto on/off switching responds to signal from preamp; 4/8 ohm speaker output switch; LED bar-graph output meter; heavy-duty output connectors. 200 W/ch cont avg from 20-20,000 Hz with 0.03% total harmonic distortion, 300 W into 4 ohms. FR 20-20,000 Hz +0, -0.3 dB; dynamic headroom 2.5 dB into 8 ohms; signal-to-noise ratio 117 dB unbalanced, 114 dB balanced; damping factor 200 at 1,000 Hz, 8 ohms; sep 80 dB at 1,000 Hz. 17¼ x 6 x 14¼ in. 37½ lb \$2,200

ROKSAN

Rok M1 120-W Mono Amplifier

Features MOSFET circuitry; surface mount devices in signal path with no wiring from input to output. Two pairs of binding posts. 120 into 8 ohms; FR 20-20,000 Hz ±0.1 dB; THD <0.05%; S/N >110 dB; slew rate >60 V/μs. 17 x 4½ x 13 in; 35 lb \$8,000/pr

ROTEL

RB870BX 100-W/ch Amplifier

100 W/ch cont avg into 8 ohms; FR 20-20,000 Hz; THD <0.03%. Bridged mono 300 W cont avg into 8 ohms; FR 20-20,000 Hz; THD <0.05%. S/N 110 dB (IHF A). 17½ x 4¾ x 13½ in; 19.8 lb \$499

RB850 50-W/ch Amplifier

50 W/ch cont avg into 8 ohms; FR 20-20,000 Hz; THD <0.03%. Bridged mono: 150 W cont avg into 8 ohms; FR 20-20,000 Hz; THD <0.03%. S/N 110 dB (IHF A). 17½ x 3¾ x 12½ in; 18.7 lb \$299

JEFF ROWLAND

Model 7 350-W Mono Amplifier

Solid-state mono amp with FET front-end circuitry and bipolar outputs. Features direct-coupled zero-negative-feedback circuitry to eliminate all capacitors and inductors from signal path; separate power supplies for front-end circuitry; toroidal power supplies with 132,000-μF capacitance for over 500 joules of energy. Remote AC power switching; balanced and unbalanced inputs; selectable gain settings: 32, 29.5, 26 or 20 dB; adjustable input imp for optimum input cable termination. 350 W cont avg into 8 ohms, 700 W cont avg into 4 ohms, 1,100 W cont avg into 2 ohms; FR 0.15-160,000 -3 dB; THD <0.015%, 1,000 Hz, 20 W; slew rate 50 V/μs; damping factor >300, 20-20,000 Hz; 19 x 8¼ x 24 in; 141 lb \$5,650

Model 5 150-W/ch Amplifier

Solid-state amp with FET front-end circuitry and bipolar outputs. Features direct-coupled zero-negative-feedback circuitry; separate power supplies; toroidal power transformer with 164,000-μF total capacitance. Remote AC power switching; selectable gain settings: 32, 29.5, 26 or 20 dB; balanced or unbalanced inputs; adjustable input imp. 150 W cont avg into 8 ohms, 300 W cont avg into 4 ohms, 475 W cont avg into 2 ohms; FR 0.15-250,000 Hz -3 dB; THD <0.03%, 1,000 Hz, 20 W; slew rate 75 V/μs; damping factor >175, 20-20,000 Hz; input imp 1,007, 600 or 20 K ohms. 19 x 8¼ x 24 in; 117 lb \$5,500

Model 1 60-W/ch Amplifier

Features differential mode and single-ended inputs for max preamplifier compatibility; no negative feedback; differential FET circuitry utilizing no input, coupling or compensation capacitors; 600 VA toroidal transformer to power twenty-four 150-W bipolar output transistors; selectable gain settings: 32, 29.5, 26 or 20 dB. 60 W cont avg into 8 ohms, 120 W cont avg into 4 ohms, 215 W cont avg into 2 ohms; bridgeable to 240 W mono into 8 ohms. FR 0.3-300,000 Hz -3 dB; THD <0.25%, 1,000 Hz, 20 W; slew rate 70 V/μs; damping factor >200, 20-20,000 Hz; input imp 600, 20,000, or 100,000 ohms. 17 x 5¼ x 15 in; 48 lb \$3,100

Model 3 100-W Mono Amplifier

Solid-state amp with bipolar outputs and FET inputs. Features direct-coupled zero-negative-feedback circuitry; separate power supplies for front end; toroidal power transformer stable to 1 ohm. Remote power switching; balanced or unbalanced inputs; selectable gain settings: 32, 29.5, 26 or 20 dB; adjustable input imp. 100 W cont avg into 8 ohms, 200 W cont avg into 4 ohms, 320 W cont avg into 2 ohms; FR 0.15-175,000 Hz -3 dB; THD <0.03%, 1,000 Hz, 20 W; slew rate 45 V/μs; damping factor >120, 20-20,000 Hz; input imp 600, 20,000, or 100,000 ohms. 15¼ x 5¼ x 14 in; 46 lb \$2,275

SESCOM

SH-1 MKII 10-W/ch Headphone Amplifier

Designed in conjunction with SHB-1 MKII to drive multiple sets of headphones. Features front-panel level controls and headphone jack; RCA phono jack; binding posts; one 3-pin male XLR for connection to SHB-1. Power supply features low-flux-field toroidal power transformer. 10 W/ch cont avg into 8 ohms; frequency response 20-20,000 ±1 dB (0.5 W), 30-20,000 Hz ±1 dB (10 W); dist <0.1%; signal-to-noise ratio 93 dB. 19 x 1¼ x 5 in \$315

SHB-1 MKII Headphone Box. Designed to be used with above. Features looping inputs and outputs with male/female XLR connectors and RTS phone jacks; six headphone outputs use RTS phone jacks and resistors for isolation ... \$125

PO-58 2-W/ch Amplifier

Designed to interface two-channel audio signal with nom level of -10 dBV (unbalanced). Power supply included. 2 W/ch into 8 ohms ... \$188

PO-3 2-W/ch Amplifier

Features two front-panel volume controls; ¼-in and 3.5-mm stereo headphone jacks; two RCA phono jacks; two ¼-in speaker jacks. 2 W/ch into 8 ohms for -10 dBV level; input imp 10,000 ohms. Requires PO-1 power supply \$102

PO-4 4-W Mono Amplifier

Features front-panel volume control; male/female XLR's; +4 dBm 10,000 ohms bridging; ¼-in phone jack. Requires PO-1 power supply \$75

SHURE

HTS 50SPA 100-W/ch Amplifier

Bridgeable amplifier with 12 speaker modes for matched signal processing. Features full complementary thermally-matched hybrid modules in output stage; high-current toroidal power supply; dynamic bass extension; overload, thermal, low-frequency-excursion, and short-circuit protection. Individual level controls; gold-plated connectors. 100 W/ch cont avg into 8 ohms; FR 20-20,000 Hz ±0.5 dB. 16¼ x 4 x 14 in; 27 lb \$899

SIMAUDIO

The following amps have a 3-year warranty.

W-2003 225-W/ch Amplifier

Can be bridged to mono with zero coupling capacitors; feedback can be disconnected. 225 W/ch into 8 ohms, 425 W/ch into 4 ohms, 850 W mono into 8 ohms; S/N 100 dB; sens 1.25 V. 17½ x 5¼ x 13¼ in; 45 lb \$1,550

W-3050 50-W/ch Amplifier

Can be bridged to mono with zero coupling capacitors; feedback can be disconnected. 50 W/ch into 8 ohms, 100 W/ch into 4 ohms, 200 W mono into 8 ohms; S/N 98 dB; sens 0.5 V. 17½ x 5¼ x 11½ in; 29.5 lb \$1,100

W-2002 125-W/ch Amplifier

Can be bridged to mono with zero coupling capacitors; feedback can be disconnected. 125 W/ch into 8 ohms, 200 W/ch into 4 ohms, 400 W mono into 8 ohms; S/N 98 dB; sens 1.0 V. 17½ x 5¼ x 11½ in; 23 lb \$895

SONANCE

Sonamp 260 60-W/ch Amplifier

Toroidal power transformer; discrete power output devices. Features defeatable remote turn-on lead; auto muting when switching on/

POWER • AMPLIFIERS

off; independent L/R gain control; RCA line-level output; 5-way binding-posts. 60 W/ch cont avg into 8 ohms with <0.5% THD, 100 W/ch into 4 ohms with <0.1% THD, 125 W/ch into 2 ohms with <0.2% THD; dynamic headroom 1.2 dB. Black finish. 16¼ x 3½ x 12½ in; 20 lb ... \$325
Sonamp 260x3. As above, switching for 3 speaker pairs \$375

SONOGRAPHIE BY CONRAD-JOHNSON

SA150 120-W/ch Amplifier
 Features MOSFET output stage. 120 W/ch into 8 ohms. 17 x 5¼ x 13 in \$995

SONY

TA-N110 45-W/ch A/V Amplifier
 Features 3 digital delay modes with variable delay times; video switching; input attenuator; 3-way input switch; 2 sets of speaker terminals. 45 W/ch into 8 ohms, 100 W mono; FR 5-200,000 Hz ±0.3 dB; S/N 105 dB (A-network); IM 0.08%. 17 x 4¼ x 10½ in, 11.7 lb \$300

ES Series

TA-N80ES 200-W/ch Amplifier
 200 W/ch into 8 ohms with 0.004% total harmonic distortion, monaural 580 W/ch into 8 ohms with 0.007% total harmonic distortion; IM 0.004%; slew rate 150 V/μs; damping factor 100. 18¼ x 7¾ x 17¾ in, 52.9 lb \$1,200

TA-N55ES 110-W/ch Amplifier
 110 W/ch or 300 W mono into 8 ohms; total harmonic distortion 0.004%; IM 0.004%; slew rate 120 V/μs; damping factor 100. 18¼ x 6 x 14½ in, 26.9 lb \$500

SOUND ENGINEERING

PFM-3B 150-W/ch Power Amplifier
 150 W/ch MOSFET amplifier. Features high damping \$2,150

SPECTRAL

DMA-200 200-W/ch Amplifier
 Class A design; dual-mono chassis. 200 W/ch cont avg into 8 ohms, 380 W cont avg into 4 ohms. FR DC-2,000,000 Hz -3 dB; S/N 90 dB unweighted; distortion <1%; slew rate 1,000 V/μs; input imp 10,000 ohms; gain factor 26 dB. 19 x 6¼ x 21 in; 92 lb \$6,495

DMA-80 100-W/ch Amplifier
 Features DC coupled circuitry; 300 VA power transformers; hand built Vishay precision resistors; matched FET output devices; bridgeable. 100 W cont avg into 8 ohms, 250 W cont avg into 4 ohms. Bridgeable mono: 180 W cont into 8 ohms, 250 W into 4 ohms; S/N 90 dB unweighted; distortion <1%; slew rate 1,000 V/μs; input imp 10,000 ohms. 19 x 2½ x 14 in \$2,795
DMA-80M. Mono version of above. 200 W cont avg into 8 ohms, 300 W rms cont avg into 4 ohms \$2,595

SPECTRASCAN

BPA-101B 100-W/ch Amplifier
 Features proprietary nested, multiple feedback loops; DC-coupling with highly regulated power supply; protection circuit; L/R ch clipping indicator. 100 W/ch into 8 ohms, 174 W/ch into 4 ohms; 350 W mono into 8 ohms FR 2-120,000 Hz; THD 0.07%; S/N 98 dB; IM 0.07%; Slew rate 40 μs; damping factor 200. 19 x 5¼ x 14 in; 40 lb \$1,895

SSI

Powerflex V Modular 240-W Amplifier
 Modular design using 80-W or 40-W modules. Features dual coil-toroidal transformer; high-current complementary bipolar (push-pull) outputs; Class AB operation; low light-line level indicators all ch; line-level trim pots; width circuitry traces low noise; power on buffers. Power configurations: 1 x 80 + 4 x 40 W, 2 x 80 + 2 x 40 W, 3 x 80 W. FR 20-20,000 Hz; S/N 100 dB; THD 0.05%; IM 0.05%; configured with 60 x 40 W rms \$599
Basic. As above, 1 x 80 W. Expandable to Powerflex V configuration with 80-W and 40-W modules \$449
80-W Module \$129
40-W Module \$79

STAX KOGYO

DMA-X2 600-W Mono Amplifier
 Features Class A circuitry; balanced amplification with DC servo; customized tantalum resistors; PC-ODC cable. 600 W max into 8 ohms with <0.1% THD; FR 0.8-220,000 Hz (10-W output) with DC input; S/N 116 dB \$30,000/pr

SUMO

Andromeda II 240-W/ch Amplifier
 Class AB MOSFET design, fully balanced from input to output. Operation pure Class A except Class AB output stage. 400 W/ch into 4 ohms; THD 0.05% into 8 ohms, 0.1% into 4 ohms; IM 0.05%; rise time 2 μs; slew rate 115 V/μs; damping factor >500. 19 x 7 x 16¼ in; 55 lb \$1,599

Polaris II 120-W/ch Amplifier
 Class AB MOSFET design. Features proprietary MOSFET linearization circuit; pure Class A gain stage; bridgeable to 350 W mono into 8 ohms; 50 amps peak/ch; THD 0.05% into 8 ohms, 0.1% into 4 ohms; IM 0.05%; rise time <2 μs; damping factor >500. 19 x 5¼ x 10 in; 35 lb ... \$799

Ulysses 60-W/ch Amplifier
 Class AB MOSFET design. Proprietary linearizing Class-A gain stage. 60 W/ch into 8 ohms; bridgeable to 180 W mono into 8 ohms; frequency response 20-20,000 Hz; total harmonic distortion <0.05%; input impedance 47,000 ohms; damping factor >500; slew rate 85 V/μs; rise time <2 μs. 19 x 3½ x 13 in; 25 lb \$579

SUPERPHON

Model 400S 200-W/ch Amplifier
 Bipolar circuitry with MOSFET output transistors. Features Class A voltage gain; active current sourcing; Toroidal power supply; OFHC Teflon-insulated wiring; gold-plated RCA connectors; 5-way binding posts; 6,000 μF storage capacitance; dual-mono configuration; current delivery 100 amp peak-to-peak. FR 0.5-300,000 Hz +0, -3 dB; THD <0.1%; IM <0.1%. 19 x 6 x 18 in; 40 lb \$1,699

SA-120 60-W/ch Amplifier
 Symmetrical circuitry in dual-mono configuration; phase correct; wide band width; high slew-rate differential Class A gain circuit; 40,000 μF storage capacitance; OFHC Teflon-insulated wiring; gold-plated RCA connectors; 5-way binding posts. 17 x 4¼ x 12½ in; 18 lb \$499

SYMPHONIC

The following products are distributed by German Acoustics.

RG 4 Mk 150-W/ch Mono Amplifier
 Class A/AB, solid-state design. 150 x 2 W into 8 ohms, 300 x 2 W into 4 ohms; FR 1.5-600,000 Hz. Chrome finish \$8,995

RG 7 130-W/ch Amplifier
 Class A/AB dual-mono solid-state design. 130 x 2 W into 8 ohms, 260 x 2 W into 4 ohms; FR 5-500,000 Hz. Chrome finish \$4,950

RG 1 Mk II 100-W/ch Amplifier
 Class A/AB dual-mono solid-state design. 100 x 2 W into 8 ohms, 200 x 2 W into 4 ohms; FR 10-400,000 Hz. Chrome finish \$3,675

RG 12 90-W/ch Amplifier
 Class A/AB solid-state design. 90 x 2 W into 8 ohms, 180 x 2 W into 4 ohms; FR 10-400,000 Hz \$2,395

RG 11 70-W/ch Amplifier
 Class A/AB solid-state design. 70 x 2 W into 8 ohms, 140 x 2 W into 4 ohms; FR 10-400,000 Hz \$1,795

TARA LABS

Passage Power 100-W/ch Tube Amplifier
 Vacuum-tube input and driver stage with dual-mono design and construction; MOSFET power output. Features TARA Labs 12AU7 vacuum tubes; Space & Time wiring; gold RCA connectors; gold-plated binding posts; and Space & Time AC power cable. 100 W/ch into 8 ohms. FR 1-100,000 Hz \$995

TECHNICS

SE-M100 115-W/ch Digital Amplifier
 8x oversampling digital filter and four 20-bit D/A converters. Features digital-direct drive with unity-gain circuitry; dual-mono construction. Optical and coaxial digital outputs. 115 W/ch cont avg into 8 ohms with 0.005% THD; damping factor 110; S/N 98 dB. Digital section: THD 0.005% at 1,000 Hz; S/N 100 dB; FR 2-20,000 Hz ±0.3 dB. 17 x 6¼ x 15¼ in; 35 lb \$1,150

TEI

83-PAM800 270-W/ch Amplifier
 Features 270 W/ch into 8 ohms, 400 W/ch into 4 ohms, 800 W mono into 8 ohms; DC-overload and thermal protection. FR 10-50,000 Hz; THD <0.05%; S/N 105 dB. 32 lb \$1,943

83-PAM500 160-W/ch Amplifier
 Features 160 W/ch into 8 ohms, 250 W/ch into 4 ohms, 500 W mono into 8 ohms; MOSFET design; DC-overload and thermal protection. FR 10-20,000 Hz; THD <0.05%; S/N 105 dB. 28 lb \$1,598

83-PAC200 100-W/ch Amplifier
 Features 100 W/ch into 8 ohms, 150 W/ch into 4 ohms, 300 W mono into 8 ohms; DC-overload and thermal protection. FR 7-50,000 Hz; THD <0.05%; S/N 105 dB. 19 lb \$822

THRESHOLD

SA/12e Stasis 275-W Mono Amplifier
 Noninverting complementary-symmetry mono amp with J-FET in front-end signal path and proprietary Stasis output stage; binary topology with pure Class A voltage amp connected directly to speaker load and operated with high-ampere current mirror also in pure Class A; output-stage bias accuracy maintained by proprietary optical-bias technology. DC-coupled front-end gain stages biased for Class A operation at all signal levels; subject to cascode

POWER • AMPLIFIERS

shielding and two stages of current regulation; power supply: two 1,200-W toroidal transformers, 250,000 μ F capacitance, 62,000 μ F of front-end decoupling; output stage: 64 high-speed, 250-watt, 200-volt, 20-ampere devices. Input imp switchable between 50,000-ohms unbalanced RCA and 600-ohms balanced XLR; thermal protection circuitry. 275 W into 8 ohms with 0.1% distortion; slew rate 50 V/ μ s; current capability 70 amps cont, 200 amps peak; noise <100 dB. 19 x 8 $\frac{1}{4}$ x 27 in; 120 lb \$7,200

SA/4e Stasis 100-W/ch Amplifier

Dual-channel version of SA/6e with two 800-W toroidal transformers, 186,000- μ F capacitance, 31,000- μ F front-end decoupling/ch. Class A operation; output stage 24 high-speed 250-W, 200 V, 20-amp devices/ch. 100 W/ch into 8 ohms with 0.1% distortion; current capability 35 amps/ch cont, 120 amps/ch peak. 19 x 8 $\frac{1}{4}$ x 23 $\frac{1}{2}$ in; 97 lb \$6,300

S/550e Stasis 250-W/ch Amplifier

Dual-channel version of S/1600e with two 800 W toroidal transformers, 186,000- μ F capacitance, 31,000- μ F front-end decoupling/ch. Output stage 24 high-speed 250-W, 200-V, 20-amp rated devices/ch. 250 W/ch into 8 ohms with 0.1% distortion; slew rate 50 V/ μ s; current capability 30 amp/ch cont, 100 amp/ch peak; output imp <0.03 ohm at 20-20,000 Hz. 19 x 8 $\frac{1}{4}$ x 23 $\frac{1}{2}$ in; 97 lb \$6,300

SA/10e Stasis 175-W Mono Amplifier

As SA/12e, except less power and power supply with single 1,200-W toroidal transformer, 186,000- μ F capacitance, 62,000- μ F of front-end decoupling. Class A operation; output stage: 44 high-speed 250-W, 200-V, 20-amp rated devices. 175 W into 8 ohms with 0.1% distortion; current capability 60 amps cont, 200 amps peak. 19 x 8 $\frac{1}{4}$ x 17 $\frac{1}{2}$ in; 79 lb \$5,200

S/450e Stasis 200-W/ch Amplifier

As S/550e, except less power and power supply with single 1,200-toroidal transformer, 186,000- μ F capacitance, 31,000- μ F front-end decoupling/ch. Output stage: 22 high-speed 250-W, 200-V, 20-amp rated devices/ch. 200 W/ch into 8 ohms with 0.1% distortion; current capability 30 amps/ch cont, 120 amps/ch peak. 19 x 8 $\frac{1}{4}$ x 17 $\frac{1}{2}$ in; 79 lb \$5,200

SA/6e Stasis 125-W Mono Amplifier

As SA/10e, except less power and power supply with single 800-W toroidal transformer, 124,000- μ F capacitance; 1,900- μ F front-end decoupling. Class A operation; output stage: 28 high-speed 250-W, 200-V, 20-amp rated devices. 125 W into 8 ohms with 0.1% distortion; current capability 50 amps cont, 135 amps peak. 19 x 8 $\frac{1}{4}$ x 13 $\frac{1}{2}$ in; 56 lb \$3,950

SA/3.9e Stasis 60-W/ch Amplifier

As SA/4e, except less power and power supply with single 800-W toroidal transformer, 124,000- μ F capacitance, 950- μ F front-end decoupling/ch. Class A operation; output stage: 14 high-speed 250-W, 200-V, 20-amp rated devices/ch. 60 W into 8 ohms with 0.1% distortion; current capability 30 amps/ch cont, 95 amps/ch peak. 19 x 8 $\frac{1}{4}$ x 13 $\frac{1}{2}$ in; 56 lb \$3,950

S/350e Stasis 150-W/ch Amplifier

As S/450e, except less power and power supply with single 800-W toroidal transformer, 124,000- μ F capacitance, 950- μ F front-end decoupling/ch. Output stage: 14 high-speed 250-W, 200-V, 20-amp rated devices/ch. 150 W/ch into 8 ohms with 0.1% distortion; current cap 25 amps/ch cont, 100 amps/ch peak \$3,950

S/160 Stasis 80-W/ch Amplifier

Class A amplifier featuring power supply with single 400-W toroidal transformer, 30,000- μ F capacitance. Output stage: 8 high-speed 250-W, 200-V, 20-amp rated devices/ch. 80 W/ch into 8 ohms with THD <0.15%; current capability 20 amps/ch cont, 60 amps/ch peak. 19 x 8 x 7 $\frac{1}{4}$ in; 30 lb \$2,250

VAC

Amplifier and power supply modules measure 6 x 7 $\frac{1}{4}$ x 16 in and are connected by short cords. Upgrades are available.

PA90M 90-W Mono Tube Amplifier

Consists of two PA90 amplifier modules and two PS90 power supplies produce 90 W cont avg (ultra-linear) or 42 W (triode) from four EL34 or KT77 tubes \$4,890/pr

PA60M 60-W Mono Tube Amplifier

Consists of two PA60 amplifier modules and two PS90 power supplies. Upgradeable to 90 W mono or 60 W/ch stereo. Specs available from the manufacturer \$4,490/pr

PA45M 45-W Mono Tube Amplifier

Consist of two PA45 amplifier modules and two PS90 power supplies. Two EL34 or KT77 tubes per channel produce 45 W cont avg (ultra-linear) with 0.35% THD or 22 W (triode). Features Class A circuitry; low 8.3 dB feedback; hand assembled with point-to-point wiring; regulated power supply; Golden Dragon tubes; machined $\frac{1}{8}$ -in aluminum chassis. PM1 bias meter; energy storage module. Upgradeable to 60 W mono or 45 W/ch stereo. FR 6-90,000 Hz -0.5 dB; imp matching 2/4/8 ohms; power bandwidth 12-58,000 Hz -0.5 dB, 8-85,000 Hz -0.3 dB. 16 x 6 x 7 $\frac{1}{2}$ x in; 35 lb \$4,090

PA60S 60-W/ch Tube Amplifier

Consists of two PA60 amplifier modules and two PS90 power supplies. Two KT88 tubes per channel produce minimum of 60 W rms (ultra-linear) or 32 W (triode) \$3,790

PA45S 45-W/ch Amplifier

Consist of two PA45 amplifier modules and PS90 power supply. Two EL34 or KT77 tubes per channel produce 45 W rms (ultra-linear) with 0.35% THD or 22 W (triode). Features Class A circuitry; low 8.3 dB feedback; hand assembled with point-to-point wiring; regulated power supply; Golden Dragon tubes; machined $\frac{1}{8}$ -in aluminum chassis. PM1 bias meter; PE1 energy storage module. Upgradeable to 45 W mono or 60 W/ch stereo. FR 6-90,000 Hz -0.5 dB; imp matching 2/4/8 ohms; power bandwidth 12-58,000 Hz -0.5 dB, 8-85,000 Hz -0.3 dB. 16 x 6 x 7 $\frac{1}{2}$ in; 35 lb \$3,390

WRIGHT AUDIO

P-75A 40-W/ch Tube Amplifier

Features all hand-wired circuitry; choke-filtered 800 mF power supply; binding posts; Sens 1.4 V input for 40 W output. Solid red-oak base. 5-year warranty \$785

YAMAHA

MX-2000 130-W/ch Amplifier

Class A design using 8 MOSFET's and hyperbolic-conversion-amplification (HCA) power circuitry. Features 3 independent power supplies; error-correction system; pure copper/copper-plated anti-magnetic, vibration-resistant chassis with 2-box construction. Analog vu peak

meters. 130 W/ch into 8 ohms with 0.003% THD; 600 W/ch into 1 ohm. Titanium finish with wood sidepanels \$1,899

MX-1000U 260-W/ch Amplifier

600,000 μ F x 2 power-supply capacitance. Features hyperbolic-conversion-amplification circuitry. A/B/C speaker switching; 26-segment LED power-level meters; independent left and right level controls; 4-digit numerical power-output display; LED meter and digital peak-hold display; meter display load selectors; banana-plug compatible. 260 W/ch into 8 ohms; THD <0.003%. Black finish \$1,199

MX-830 170-W/ch Amplifier

Features hyperbolic-conversion-amplification circuit; A/B/C speaker switching; independent left and right level controls; clipping indicators; banana-plug compatible. 170 W/ch into 8 ohms; 600 W into 1 ohm; THD <0.003%. Black finish \$699

MX-630 135-W/ch Amplifier

Features hyperbolic conversion amplification circuit; A/B speaker switching; independent left and right level controls; clipping indicators; banana-plug compatible. 135 W/ch into 8 ohms; 500 W into 1 ohm; THD <0.003%. Black finish \$499

MX-35 20-W x 4 Amplifier

2/4-channel design featuring independent level controls. 40 W x 2 cont avg into 8 ohms with 0.05% THD or 20 W x 4 cont avg into 8 ohms with 0.07% total harmonic distortion; 13 lb. Black finish \$299

YST-A5 50-W/ch Amplifier

Active-servo design for use with active-servo or conventional speakers. Front-panel clipping indicator; banana-plug-compatible speaker connectors; standard speaker cartridge included. Black finish \$249

MX-M70 50-W Mono Amplifier

For use as center-channel amp in surround systems. Features clipping indicator; input-level control. 50 W cont avg into 8 ohms, 70 W max into 8 ohms, 85 W max into 6 ohms, 110 W max into 4 ohms; THD <0.03%; SN 117 dB. Black finish \$199

YBA BY MUSIC HALL

YBA Signature 100-W/ch Amplifier

Features decoupled power supply; capacitors and input modules mechanically damped. 100 W/ch into 8 ohms; FR 5-80,000 Hz -3 dB; SN >100 dB \$10,000

YBA 1 85-W/ch Amplifier

Dual-mono configuration with separate power supplies. Output transistors mounted on mica and copper to reduce capacitive effects; pure crystal copper internal wiring. 85 W/ch into 8 ohms; FR 5-80,000 Hz -3 dB; SN >100 dB \$6,000
High-current version \$7,000

YBA 2 70-W/ch Amplifier

Features separate power supply for each channel. Protective fuses in feedback loop. 70 W/ch into 8 ohms; FR 5-80,000 Hz -3 dB; SN >100 dB \$3,100
High-current version \$3,750

YBA 3 50-W/ch Amplifier. As above, 50 W/ch into 8 ohms; FR 5-100,000 Hz -3 dB; SN >100 dB \$1,800
Dual-mono power-supply version \$2,250

PREAMPLIFIERS

ADCOM

GFP-565 Preamplifier

Features 1% Roederstein metal-film resistors and metallized-film capacitors on double copper-plated, glass-epoxy printed circuit board. All stages pure Class A; separate headphone amplifier; sets of outputs: bypass (direct-coupled output), lab (direct-coupled output with tone controls, filter, loudness contour and mono modes), normal. Record selector permits from one input while listening to another; loudness contour control; signal-processor loop; 5 high-level inputs and 1 phono input (MC, MM). FR 5-90,000 Hz ± 0.5 dB; THD (line) 0.0025%, (phono) 0.009%; S/N (line) >100 dBA, (phono) >95 dBA; sens (line) 205 mV, (phono) 23 mV; ch sep >75 dB at 1,000 Hz. Black finish. 17 x 3 x 11½ in; 11 lb. \$800
GFP-565W. As above with white front panel. \$850

GTP-500II Preamplifier/Tuner

1% Roederstein resistors in all critical applications. Wireless remote control included. Preamp section features inputs for MM phono; tape 1; tape 2; CD player; tuner. Tuner section features quartz-referenced digital-synthesis tuning; auto up/down scan; 8 AM/FM presets; 5-LED signal-strength display; high-blend circuit; 2 sets of outputs (AC coupled, DC coupled). Remote sensors available for control from different rooms. Preamp: FR 5-65,000 Hz ± 0.5 dB; S/N phono A-wtd 85 dB; IM 0.0015%. Tuner: sens 36.5 dBf stereo; THD 0.09% stereo at 1,000 Hz; S/N 75 dB stereo; sep 52 dB at 1,000 Hz. 17 x 3¼ x 12¼ in; 16 lb. \$600
GTP-500IIW. As above with white front panel. \$650

GFP-555II Preamplifier

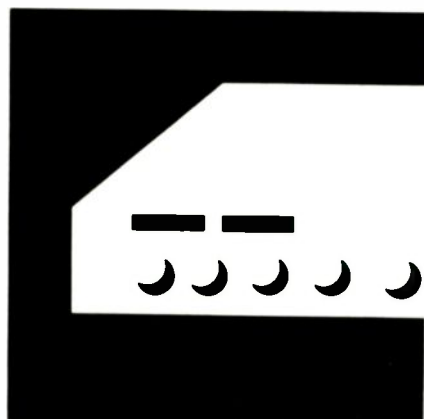
Features two-sided copper-plated circuit board for low noise and hum; 1% Roederstein resistors and film capacitors used throughout; switchable phono-input capacitance; switchable gain on phono input; tape dubbing; separate headphone amp; 2 sets of outputs (AC coupled, DC coupled); bypass output; signal-processor loop; 5 pairs of high-level inputs. Rec selector permits from one input while listening to another. Inputs for MM phono; MC phono; tape; tape 2; CD player; tuner; video. FR 5-85,000 Hz ± 0.5 dB; S/N (line) 100 dBA, (phono) 90 dB; THD (line) 0.003%, (phono) 0.02%; sens (line) 200 mV, (phono) 2.3 mV. 17 x 3 x 11½ in; 11.5 lb. \$500
GFP-555W. As above with white front panel. \$550

GTP-400 Preamplifier/Tuner

Class A Phono stages; RIAA equalization circuit for high-output moving-coil or MM phono cartridges. Selector listening to one source while recording another; feedback tone control; 8 AM/FM station presets. Preamp section: THD <0.01%; IM 0.005%; FR 20-20,000 Hz, ± 0.1 dB; S/N: phono 80 dB, line >95 dB. Tuner section: -50 dB quieting mono 13.5 dBf, stereo 37 dBf; IHF sens mono 11 dBf; cap ratio 1.7 dB; THD stereo 0.1% at 1,000 Hz; S/N mono 80, stereo 75 dB; FR 30-15,000 Hz, ± 0.5 dB. 17 x 3¼ x 12¼ in; 15 lb. \$399
GTP-400W. As above, white. \$450

Accessories

RM-3W. RM-3 in white. \$25/pr
 RM-3. Optional rack-mount adaptors for GFP-555II and GTP-500II. \$20/pr
 XR-500II. Optional remote sensor for GTP-500II. \$90



AIR TIGHT

ATC-1 Tube Preamplifier

Utilizes five 12AX7 tubes for output stage. Features 3-stage K-K NF configuration equalizer; single-stage flat amp; B-power supply; no printed circuit boards; OFC wiring; rigid diamagnetic chassis; EI-core power transformer. THD phono <0.05%, CD/line <0.02%; S/N phono >85 dB, CD/line >98 dB. \$2,900

ARAGON BY MONDIAL

24K Preamplifier

Features external AC power supply; dual-mono DC supply; gold-plated input/output connectors; OFC wiring with Teflon dielectric; silver-to-silver contact switches. S/N 95 dB. 19 x 3½ x 14 in; 25 lb. \$1,250
IPS. Optional isolated power supply for above. 5 x 5 x 9¾ in; 12 lb. \$250

ARCAM

Delta 110 Preamplifier

Features 1-bit, D/A converter. Two switched digital inputs; 5 analog inputs; MM/MC phono inputs; 2 tape loops; separate toroidal power transformers for digital and analog sections; standby mode; front-panel switching for 2 speaker pairs; remote control. \$1,500

ATMA-SPHERE

MP-1 Tube Preamplifier

Differential balanced-line vacuum-tube preamplifier. Features direct-coupled output; XLR input connectors for phono and aux inputs; zero negative feedback design; dual-mono construction; outdoor power supply with tube regulation. Precision-stepped volume control; 2 tape monitors; phase-inversion switch; 2-tone black and gold brushed finish. \$5,900

AUDIO BY VAN ALSTINE

FET-Valve Preamplifier

Hybrid vacuum tube, MOSFET design immune from both voltage and current overload; toroidal power transformer; regulated power supplies. Phono inputs; 2 sets of tape inputs and outputs; 3 extra sets of line-level inputs; switchable processor loop; switchable tone controls; volume/balance controls; amp-driven headphone jack; speaker switching controls. 13½ x 4½ x 12½ in; 11 lb. \$1,195

Super Pas Three Omega Preamplifier

Features straight-line vacuum-tube voltage

gain circuits followed by solid-state current drivers to isolate tubes from downstream loads and to provide low output impedance. Volume/balance controls; phono and 5 sets of line-level inputs; tape monitor. Available factory wired or as do-it-yourself rebuild kit for Dyna Pas chassis. Gold jacks, black anodized faceplate, ceramic selector switch, and solid-state current buffers. 13½ x 4½ x 9 in; 9 lb. \$745
 Kit. Depending on options. \$200-\$500

Transcendence Two Preamplifier

Solid-state design with FET input pairs; current source prs; class A current-sourced pre-drivers; LH0002CN hybrid current amplifiers inside the feedback loop; regulated power supply; chassis-mounted; dual tape monitors; switchable tone controls; switchable processor loop; headphone jack; speaker selector switch. 13½ x 4½ x 12½ in; 11 lb. \$795
 Optional phase inverter circuit for bridge mono or balanced line outputs. \$100

AUDIO INNOVATIONS

The following products are distributed by Sounds Like Music.

First Audio Tube Preamplifier

Features Class A hand-wired circuitry; direct-heated triodes; zero feedback; paper-in-oil capacitors; nonmagnetic resistors; pure silver-wired signal input stage; cathode-biased output stage; 4/8/16-ohm output imp. \$3,995

Series 800/II MM Tube Preamplifier

MM phono input. FR 20-50,000 Hz; sens MM phono 5 mV rms; S/N MM phono 70 dB. \$1,795
Series 800/II MC. As above, MM/MC phono inputs. S/N MC phono 65 dB. \$2,195

Series 200MM Tube Preamplifier

Features self-biasing circuitry; Noble conductive plastic-film potentiometers; Beyschlag low-magnetic metal-film resistors; 6-ohm output imp. MM phono, CD, tuner, aux, tape inputs; tape monitor; outputs for running 2 power amplifiers. FR 30-20,000 Hz; sens MM phono 4.6 mV rms; S/N MM phono 60 dB. \$895
Series 200MC. As above, MM/MC phono inputs. S/N MC phono 50 dB. \$995

Passive Line Controls

Series 1000 Passive Line Preamplifier

2 x 5 x 6 in; 1 lb. \$450
 With silver wiring. \$750
 With built-in CD-line transformer. \$1,150
 With silver wiring; built-in CD-line transformer. \$1,350

Transformers

Series 1000 MC Transformer

Features power switch to change impedance. Available in (3/12 ohms) or (15/60 ohms). 2 x 2 x 5 in. \$795
Series 1000 CD-Line Transformer. \$795

AUDIOLAB BY ARTECH

Model 8000C Preamplifier

Features phase-compensated tone control; extreme-frequency contouring; switch for reference-flat response. MM phono, MC phono, CD, video, tuner, tape inputs; separate listening and recording controls; mute switch. FR 20-20,000 ± 0.5 dB; S/N MM phono 81 dB, MC phono 77 dB, CD/video/tuner/tape 92 dB; THD <0.01%. 17¼ x 3 x 13¾ in; 13¼ lb. \$699

PREAMPLIFIERS

AUDIO NOTE

The following product is distributed by Sounds Like Music.

M7 Tube Preamplifier

Features MM phono input; zero feedback; SRPP design; silver circuit wiring; tantalum resistors; paper-in-oil signal capacitors; copper chassis. FR 5-50,000 Hz; THD 0.5%; max output 30 V; sens 200 mV; sens MM phono 2 mV; S/N MM phono 80 dB \$12,500

AUDIO RESEARCH

SP-15 Preamplifier

Hybrid design using FET's and 3 vacuum tubes. Features second chassis with toroidal power transformer; 7 inputs including MM/MC, tape 1 and 2, CD, tuner, video, aux; auto muting; manual muting; bypass control; absolute-phase switch; gain and attenuation controls; 7 sets of outputs; front-panel MC imp selector. FR 0.1-200,000 Hz - 3 dB; THD 0.005% at 2 V rms; S/N 110 dB; max 80 V rms output. 19 x 5 1/4 x 10 1/4 in; 29 lb \$5,995

SP-14 Preamplifier

Hybrid design using FET's and vacuum tubes. Features shielded toroidal power transformer; 7 inputs; auto muting; manual muting; bypass control; gain and attenuation controls; internally adjustable phono imp and capacitance. Allows recording of one input while listening to another. FR 1-200,000 Hz - 3 dB; THD 0.01% at 2 V rms; S/N 100 dB; max 50 V rms output; phono overload 200 mV rms at 1,000 Hz \$2,995

SP-9 Mk11 Tube Preamplifier

Vacuum tube used in phono and line stages; shielded toroidal power transformer; auto mute circuit; switchable muting; 2 tape inputs, 2 tape outputs; 2-position tape-monitor switching; gold-plated input/output jacks; compatible with MC cartridges. FR 5-50,000 Hz (high level, ± 0.5 dB), magnetic phono, ± 0.3 dB of RIAA, 30-40,000 Hz; max output 2 V rms; distortion <0.01% at 2 V rms out; input imp 50kilohms (all high level). Black front panel extra \$1,875

LS1 Line-Stage Preamplifier

Incorporates FET's and vacuum tubes. Features auto muting; shielded toroidal transformer. 7 inputs: CD, tuner, video, aux 1/2, tape, and direct-gain path bypass major circuits; manual muting; gold-plated input/output jacks. FR 5-50,000 Hz ± 0.5 dB; 2 V rms output (max 50 V); S/N 100 dB. 19 x 5 1/4 x 10 1/4 in. 12 lb \$1,675

AUDIOSOURCE

Pre-One Preamplifier

Features MC phono head amp. 6 FET inputs with electronic switching; 2 main outputs; bass EQ circuitry; tape-to-tape dubbing; S/N >100 dB; THD <0.008% \$250

AUDIRE

Andante Preamplifier

Features FET circuitry; Class A design; 2 amplifier and 2 tape outputs. Dual tone controls; inputs for CD, video, DAT, tuner, MC, MM, 2 tapes, 2 aux; 4 switched and 4 unswitched powerline switches; active tone controls. FR 1-100,000 Hz; THD 0.005%; S/N 94 dB. 19 x 3 1/2 x 6 1/2 in; 10 lb \$1,750

Diffet 3 Preamplifier

Features discrete circuitry; large power supply;

MC and MM phono input. FR 5-100,000 Hz; S/N 94 dB; THD 0.005%. 19 x 2 1/4 x 7 in, 7 lb \$990

Legato Preamplifier

Features 2 phono; 2 tape mon; tuner; aux; dubbing; subsonic filter; 2 AC. FR DC-100,000 Hz -0.25 dB; S/N 90 dB. 19 x 1 1/4 x 7 in, 6 lb. \$440

B & K COMPONENTS

Sonata Series MC-101 Preamplifier

Discrete DC-coupled circuit topology. Selectable MM/MC head amp; 6 inputs; 2 tape loops; rec selector; high-cut filter; tone controls; balanced outputs. MM sens 0.8 mV; MC S/N 72 dB; FR 1-150,000 Hz; THD 0.02%. 17 x 3 1/2 x 12 in; 22 lb \$1,098
Without balanced outputs \$898

Sonata Series Pro-10MC Preamplifier

Discrete DC-coupled circuit topology. Similar to MC-101, except for tone controls and high-cut filter. External power supply; 6 inputs; 2 preamp outputs and balanced outputs. Selectable MM/MC head amp; rec selector; tape loop; RIAA accuracy within ± 0.2 dB. FR 1-150,000 Hz; THD 0.02%. 17 x 3 x 12 in; 22 lb \$898
Without balanced outputs \$698

CS-115 Preamplifier

Features 5 line-level inputs; 1 tape loop; selectable passive mode. FR 1-100,000 Hz; S/N 89 dB; THD 0.02%; 17 x 2 1/2 x 9 in; 10 lb \$498
Without balanced outputs \$298

Pro-5 Preamplifier

Features 5 high-level inputs; 1 phono stage with 59 dB gain; balance, volume, bass, treble controls; gold-plated RCA connectors; MC capacity. Inputs for MM phono, tape, aux, CD player, tuner, video. FR 1-100,000 Hz; THD 0.03%; S/N 84 dB; MM phono sens 0.56 mV for 0.5 V output at 1,000 Hz; MM phono input overload level 100 mV at 1,000 Hz; sens for line-level inputs 53 mV. 17 x 3 1/2 x 12 in; 12 lb \$398

BEDINI

BC-800 Preamplifier

Features inputs for 2 tape decks, CD, DAT, tuner, and phono. Volume and balance controls. FR 1-110,000 Hz +0, -3 dB; THD <0.1%; IM <0.03%; RIAA phono deviation 10-30,000 Hz ± 0.25 dB; S/N phono to rec out 100 dB, line to pre out 110 dB \$2,100

BC-866 Preamplifier

Class A preamp with inputs for phono, tuner, tape, CD, aux. Balance and volume controls. FR 1-110,000 Hz +0, -3 dB; THD <0.15%; IM <0.05%; RIAA phono deviation 20-25,000 Hz ± 0.25 dB; S/N phono to rec out 90 dB/line to pre out 100 dB \$960

BERNING

TF-12-B Tube Preamplifier

Dual-mono construction with differential triode design. Features digitally controlled switching matrix (1-dB steps over 80-dB range) for volume and balance to avoid coloration; balanced outputs; LED dot-matrix level displays; high-frequency resonant power supply; wireless remote; high-gain line section (32 dB). Inputs for MM/MC phono, tape, aux, CD player, tuner, video. FR 5-100,000 Hz, ± 3 dB; MM phono sens 0.38 mV for 0.5-V output at 1,000 Hz; sens for line-level inputs 32 mV \$3,795
TF-12-C. Same as TF-12-B with two sets of individually buffered outputs. \$3,685

TF-12. As TF-12B, without balanced outputs \$2,950

BGW SYSTEMS

Model 2242 Preamplifier

Features 8 independent output amps; toroidal power transformer; barrier strip inputs and outputs. FR 20-20,000 Hz +0, -0.1 dB, 5-150,000 Hz +0, -3 dB; THD <0.01%; S/N 113 dB; 27 dBm/600/ balanced output; noise imp -88 dBm; 19 x 1 1/4 x 11 in; 17 lb \$799

BOULDER

L3AE Preamplifier

Features rugged construction; gold-plated jacks and 3-pin output connectors. THD 0.0025% from 20-20,000 Hz, 0.005% at 20,000 Hz; max voltage gain 59 dB for high-level phono inputs and 79 dB for low-level phono inputs; 17 x 3 1/4 x 15 1/4; 13 lb \$1,499

Modular Preamp System Components

The components listed below are sold separately and in systems. Each module has gold-plated connectors, uses a common power supply, and measures 1 1/4 x 3 1/2 x 4 1/4 in.

Boulder Ultimate Preamplifier

Features components MS01, MS11, MS21, MS32; mounted in one dual frame, and two single frames \$5,299

Boulder Complete Preamplifier

Features components MS01, MS10, MS21, MS31; mounted in one quad frame \$3,199

MS32 Output Controller Module

Features buffered inputs; volume, and balance controls; stereo/mono and polarity switches; mute (-20 dB) \$1,439

MS11 Phono Preamp Module

Performs RIAA EQ and gain adjust. MC and MM inputs; optional input for low-level MC's has 20-dB gain; triple-F switchable Bessel 3-pole low-cut filter at 10, 20, or 30 Hz; max gain 60 dB; RCA inputs standard, 3-pin optional; unbalanced RCA outputs; solid-state balanced output. FR 20-20,000 Hz; THD 0.0025% \$1,099
MS10. As above, no Bessel filter \$939

MS01 Power Supply. Powers 4 modules .. \$659
MS21 Selector Switch Module. Inputs for phono, CD, tuner, tape 1 and 2, aux; dubs between decks \$589
SSMC Solid-State MC Input Module. Bridging with 20-dB gain \$499
SSBO Solid-State Balanced-Output Module. Inverts stages for balanced output \$329

Preamplifier Housings

MF04. Mainframe for 4 preamp modules. Full rack size with removable rack ears \$249
MF02. Mainframe for 2 preamp modules. Half rack size \$199
MF01. Mainframe for 1 preamp module .. \$179
MS00. Blank panel for unused slots \$79

ABL Connectors. For unbalanced to balanced input (in addition to RCA connections) ... \$89

BRYSTON

Model 12B Preamplifier

Features moving-coil input; inverts polarity for MM phono but not MC phono output. FR 22-20,000 Hz ± 0.05 dB; high-level sens 50 mV; MM phono sens 1.25 mV for 0.5 V output at

PREAMPLIFIERS

1,000 Hz; MM phono overload 200 mV; MM phono S/N 30 dB; MC phono S/N 80 dB. Balanced outputs optional \$1,795

Model 11B Preamplifier

Inverts polarity for phono outputs only. FR 22-20,000 Hz \pm 0.05 dB; high-level sens 50 mV; MM phono overload 200 mV; MM phono S/N 80 dB; MC phono S/N 80 dB. Balanced outputs optional \$1,350
11B with no phono stage \$1,295

BP4.2 Preamplifier

Features 2 pairs balanced inputs and 1 pair balanced outputs; does not invert polarity. FR 22-20,000 Hz \pm 0.05 dB; sens 50 mV .. \$1,095

Model .5B Preamplifier

Inverts polarity for phono outputs only, with balanced output. FR 22-20,000 Hz \pm 0.05 dB; high-level sens 50 mV; MM phono sens 1.25 mV for 0.5 V at 1,000 Hz; MM phono overload 200 mV; MM phono S/N 80 dB; MC phono S/N 80 dB. Balanced outputs optional \$795

Model .4B Preamplifier

Does not invert polarity. Features gain/balance control; 4 inputs (CD, tuner, tape, aux); 1 tape loop. FR 22-20,000 Hz \pm 0.05 dB; high-level sens 50 mV. 19 x 1 1/4 x 9 in; 9 lb. Balanced outputs optional \$750

CAMBRIDGE AUDIO

The following products are distributed by Weltronics.

C100 Preamplifier

Features toroidal power transformer; headphone amp. 5 inputs; phono stage for MM and MC cartridges; double tape input facilities; record defeat circuit; gold-plated phono jacks sockets. Output voltage 300 mV (passive), 1 V (active); S/N MM phono 80 dB, MC phono 75 dB, line 94 dB; input sens MM phono 4.5 mV, MC phono 0.5 mV, line 300 mV \$700

C70 Preamplifier

Features toroidal power transformer; headphone amp; dual active and passive outputs; passive EQ on RIAA stage; passive tone controls with tone defeat. 5 inputs; phono stage for MM and MC cartridges; tape-loop; gold-plated phono jacks. Output voltage 300 mV (passive), 900 mV (active); S/N MM phono 80 dB, MC phono 75 dB, line 95 dB; input sens MM phono 4.5 mV, MC phono 0.5 mV, line 300 mV \$500

CARVER

Model One Tube Preamplifier

Features 6080 tube regulated power supply; separate MC and MM head amp with configurable MC resistor loading jacks; 2 tape loops; infra-sonic filter; gold-plated connectors. Bass/treble tone switch; bypass switch places volume control and line amp in signal path; absolute phase switch; line gain control. Power requirements 100 W; FR 20-20,000 Hz; MC phono S/N 72 dB, MM phono S/N 80 dB; THD <0.5%; max input sens 0.5 V. 19 x 16 1/2 x 6 1/4 in, 26 lb \$5,000

C-19 Preamplifier

Features Sonic Hologram Generator; 6DJ8 tubes; Wonder Caps; wide circuit traces; no IC's in primary signal path. Dual external processor loops; 5 inputs including MM and MC phono and CD direct; dual tape-monitor loops with dubbing; individual L/R tone controls with variable turnover; headphone output with

speaker-defeat switch; subsonic filter; phase switch. FR 1-60,000 Hz -0.3 dB; THD 0.07%; MM phono sens 1.5 mV; MM phono S/N 86 dB; MC phono S/N; max output 7 V. 12 lb \$1,000

CT-17 Surround-Sound Preamplifier/Tuner

Combination asymmetrical charge-coupled detection AM/FM tuner and preamplifier with Sonic Hologram Generator. Preamplifier features Dolby Pro Logic 5-ch surround-sound processor with rear volume, hall and stadium ambient effects; 7 inputs including CD direct, MM phono input; 2 video sound; simulated-stereo synthesis for mono video; 3-way tone controls; dual tape monitors; high-cut filter; remote control with separate input/record selector and remote volume control for multiroom applications. Tuner: 20 AM/FM presets with preset scan; stereo/mono; auto/manual controls; quieting sens 36.1 dBf; stereo sens 20.1 dBf; cap ratio 1.4 dB; AM suppression 73 dB; alt-ch sel 58 dB; FM THD 0.02%; S/N 79 dB. Preamp: FR 1-60,000 Hz \pm 0.3 dB; THD 0.01%; max output 7 V. 16 lb ... \$800

C-16 Preamplifier

Features Sonic Hologram Generator; 5 inputs including MM and MC phono; dual external-processor loops; dual tape-monitor loops with dubbing. L/R tone controls with variable turnover; headphone output with speaker-defeat switch. FR 1-60,000 Hz -0.3 dB; THD 0.01%; max output 7 V. 6 lb \$750

CT-7 Sonic Holography Preamplifier/Tuner

Features asymmetrical charge-coupled FM detection circuitry; Sonic Hologram Generator; loudness EQ circuitry; 6 audio inputs; 16 AM/FM presets with scan, stereo/mono, auto/manual controls; 3-band tone controls; dual tape monitors with dubbing; headphone jack. FR 20-20,000 Hz; S/N 90 dB A-weighted; THD 0.01%; Phono sens 1.5 V for 0.5 V at 1,000 Hz. 19 x 3 1/2 x 12 in; 15 lb \$600

C-11 Preamplifier

Features Sonic Hologram Generator; video sound Precognition circuit to improve localization of dialog; 5 inputs including MM and MC phono; external-processor loop; dual tape-monitor loops with dubbing. L/R tone controls with variable turnover; loudness EQ; headphone output with speaker-defeat switch; subsonic filter; adjustable MM phono capacitance. FR 1-60,000 Hz -0.3 dB; THD 0.05%; max output 7 V. 6 lb \$580

Pro-Phile Series

CT-6 Preamplifier/Tuner

Features asymmetrical charge-coupled FM circuitry. 20 random AM/FM station presets; FM mono; preset scan; auto scan/manual tuning; 3-level signal-strength indicator. 4 audio inputs; 2 tape inputs with dubbing; MM phono input; bass, treble, and loudness EQ; balance and motorized volume controls; headphone jack; 28-button remote control. Preamp: FR 20-20,000 Hz \pm 1 dB; THD 0.1%; S/N 74 dB A-weighted. Tuner: IHF sens mono 10.3 dBf, stereo 21.3 dBf; AM rej 74 dB; cap ratio 1.5. 19 x 1 1/4 x 10 in \$550

CARY AUDIO DESIGN

SLP-100 Tube Preamplifier

MM/MC phono inputs. FR 10-100,000 Hz; THD 0.003%; max output 5 V; sens MM phono 1 mV. 16 x 7 x 12 in \$3,495

SLP-90 Tube Preamplifier

FR 10-100,000 Hz; THD 0.003%; max output 5 V;

sens MM phono 1 mV; S/N MM phono 90 dB. 16 x 4 1/2 x 11 1/4 in \$2,495

CAD 5500S Tube Preamplifier

FR 10-20,000 Hz; THD 0.003%; max output 4.5 V; sens MM phono 1 mV. 16 x 4 1/2 x 11 1/4 in \$1,995
Line stage only \$1,695

SLP-70 Tube Preamplifier

FR 10-100,000 Hz; THD 0.003%; max output 5 V; sens MM phono 1 mV; S/N MM phono 90 dB. 16 x 4 1/2 x 11 1/4 in \$1,295
Line stage only \$995

CAD 5500 Tube Preamplifier

FR 10-20,000 Hz; THD 0.003%; max output 4.5 V. 16 x 4 1/2 x 11 1/4 in \$1,295

CELLO

Encore Preamplifier

Features universal phono section; gain 36 dB, 46 dB, 60 dB; loading 49k, 10k/220 pF, 1k/0.02 pF; balanced line input (optional); 8 single-ended line inputs; buffered tape outputs; balanced line output; plus 2 single-ended line outputs; choke-input power supply; phase switch; 2 tape monitors; with phono \$8,000

The Palette Preamplifier

6 tone controls; external power supply; no phono input, 2 tape processor loops; 4 unbalanced inputs, 2 unbalanced record outputs, 1 unbalanced and 1 balanced main output. FR 20-20,000 Hz \pm 2 dB; THD >0.005%; max output 9 V \$7,500

Etude Preamplifier

Passive input preamp; 4-position input selector; 58-position output attenuator; 4 RCA inputs, 1 RCA output. 9 1/2 x 3 3/4 x 8 in; 31 lb \$1,500

Audio Suite

Modular system built around an open-architecture mainframe that accepts up to 10 slide-in vertical modules (listed below). Mainframe houses modules including mic preamp/mixers, tape-head recording and mastering amplifiers, DA converters, and monitor amps for headphones or speakers. Can control multiroom and multimedia systems.

P101. MC phono input	\$3,800
P301. Output	\$3,800
P201. CD input	\$2,800
P201. DAT input	\$2,800
P201. Digital processor input	\$2,800
Master Power Supply. 120 V	\$2,700
P100. MM phono input	\$2,250
P100. High-gain MM phono input	\$2,525
Mainframe Chassis	\$2,000
B301. Output	\$2,000
P200. Tape input	\$1,700
P200. CD input	\$1,700
P200. Tuner input	\$1,700
P200. Aux input	\$1,700
P200. Video input	\$1,700
P200. DAT input	\$1,700
B100. MM phono input	\$1,700
B100. MC phono input	\$1,700
B200. RCA line input	\$950

CLASSE AUDIO

DR-6 MK11 Dual Chassis Preamplifier

Full-size chassis-separate power supply; balanced input/output; regular output; phono bypass and direct balanced input. Features tuner, tape, CD, aux inputs, volume, balanced, mute, MC/MM phono. Sculpted handles. 22 x 18 1/4 x


Adcom's GFP-565 Preamp: Pure and Simple.



In Search of Sonic Perfection, Adcom Took the Path of Least Resistance

The fewer circuits a musical signal encounters on its way to your loudspeaker system, the greater its musical purity will be. Now, through obsessive attention to detail and design ingenuity, Adcom has created the GFP-565 — the world's first affordable preamplifier with direct, linear gain path circuitry. By combining the GFP-565 with any of Adcom's power amplifiers, you can experience the exceptionally lifelike sound which has astonished even the most demanding critics.

From Input to Output,
the Signal Path is
as Direct, Pure and
Simple as Possible



By gold plating all input and output jacks, and then directly mounting all jacks, switches, potentiometers and other laboratory grade components on a double copper-plated, glass epoxy printed circuit board, signal losses and noise are dramatically reduced.

Three Sets of Outputs for the Perfect Balance of Performance and Flexibility

You can use one or more sets of outputs: 1) **BYPASS** - direct-coupled before tone controls, filters, etc. for the most direct path to your power amplifier while retaining control of volume and balance. 2) **LAB** - direct-coupled with no output-coupling capacitors yet with tone, filter and loudness controls. 3) **NORMAL** - same as LAB but with highest quality output capacitors for use with amplifiers needing the extra protection of ultra-low-frequency roll-off.

Bi-amped and tri-amped systems are easily accommodated by this flexible arrangement.

Pure Convenience

The minimalist aesthetics of the GFP-565 are deceptive in their simplicity. Without being overly complicated to use, this preamplifier is able to integrate and control all of the components in the most sophisticated of music systems. There are five high-level inputs as well as a phono input. A separate front-panel switch allows the use of an external processor, only when needed, leaving both tape circuits free. And, of course, you may listen to one input while recording from another.

More Sound, Less Money

Adcom stereo components have a reputation for sounding superior to others costing two and three times more. Keeping faith with this tradition, Adcom took the path of least resistance. Why not do the same? Ask your authorized Adcom dealer for a demonstration of this remarkable stereo preamplifier. Please write or call for a fully detailed brochure. You'll discover the best value in high performance preamplifiers.

Pure and simple.

ADCOM
details you can hear

©1990 ADCOM

PREAMPLIFIERS

18½ in; 42 lb \$3,295
DR-6L. As above, except 2 aux inputs and no phono, CD bypass direct, balanced bypass direct \$3,295

DR-5 MK11 Preamplifier

Balanced input/output; regular output; phono and direct balanced input. Features tuner, tape, CD, aux inputs, volume, balanced, mute, MC/MM phono. Sculpted one-piece handles. 22 x 10¼ x 18¼ in; 29 lb \$2,295

DR-5L. As above, except 2 aux inputs and no phono; with CD direct, balanced direct \$2,295

DR-4 MK11 Preamplifier

Balanced input/output; regular output. Features tuner, tape, CD, aux inputs, volume, balanced, mute, MC/MM phono. 22 x 10¼ x 18¼ in; 18 lb \$1,595

DR-4L. As above, except 2 aux inputs and no phono stage \$1,595

CONRAD-JOHNSON

Premier Seven Tube Preamplifier

Two all-tube mono preamps with separate power supplies combined in single chassis. Features zero-feedback design comprising 3 gain blocks per channel: 2 in phono section and 1 in line stage; 8 discrete regulated DC power supplies. Solid silver internal signal-path wiring. Gain (phono) 40 dB, (line) 25 dB; max output 20 V rms; FR 2-100,000 Hz; THD <0.5% at 1.0 V output; output imp <200 ohms. Tube complement: four 6CW4 nuvistors, eight 6GK5 single triodes. 60 lb \$8,950
Evolution 20. Single chassis version of above. 19 x 7 x 15½ in; 37 lb \$4,995

PV9 Tube Preamplifier

Features low-noise precision metal-film resistors, polystyrene capacitors loops with 2 tape 2-way dubbing; phono, tuner, aux inputs; 2 amp outputs; mute button. FR 20-20,000 Hz ±0.25 dB phono; SN 70 dB below 10 mV phono, 84 dB below 2.5 V high level; THD 0.05%; IM 0.05%; gain 40 dB phono, 29 dB high level; max output 25 V; phono overload 500 mV at 1 kHz. 14 x 4¾ x 11¼ in \$2,995

PV11 Tube Preamplifier

Features cathode follower outputs and solid-state voltage regulator designed for minimal AC imp; regulated filament power supplies. Audio circuits feature 1% tolerance, mil-spec-deposited tin-oxide resistors; capacitors are polystyrene; volume control tracks within 0.5 dB; auto muting at turn-on/off; 2 tape loops with 2-way dubbing. Max output 40 V rms; FR 2-100,000 Hz; THD <0.5%; IM <0.5%; hum and noise (20-20,000 Hz): phono 72 dB below 10 mV input, high level 84 dB below 2.5 V output; output imp <200 ohms; 16 x 3¾ x 10 in; 15 lb \$1,895
PV11L. As PV11, line-stage only \$1,495

PF1 Preamplifier

All-FET design with distortion-canceling circuit. Polypropylene and polystyrene audio circuitry; power-supply capacitors; precision metal-film resistors. Input for phono, tuner, CD, tape 1, tape 2. FR 2-75,000 Hz +0, -3 dB; max output 10 V; THD 0.1%; IM 0.1%; line gain 21 dB; phono gain 40 dB. 19 x 3½ x 12½ in; 15.5 lb .. \$1,395

PV10 Tube Preamplifier

Features zero-feedback circuits in both line and phono stages; features 2 triode amps separated by passive RIAA EQ network; 5 vacuum tubes; discrete regulated power supply with polypropylene and polystyrene capacitors. Phono plus

5 line inputs; 1 tape loop; balance-bypass switch; THD <0.01%; hum and noise (20-20,000 Hz): phono 72 dB below 10 mV input, line stage 84 dB below 2.5 V output; output imp <500 ohms. 16 x 11 x 3¾ in \$995

COUNTERPOINT

SA-11 Tube Preamplifier

Features industrial-grade stepper motors to control 2 custom 41-position attenuators; vacuum-tube power supply and audio circuitry; wireless remote control; isolar design for max isolation and linearity. Inputs for tape, tape 2, aux, CD, tuner, video. FR 1.5-70,000 Hz; THD 0.02% max; SN 82 dB at 500 mV, 1,000 Hz. 17 x 7¾ x 20 in; 55 lb \$7,595

SA-5000 Preamplifier

Tube/solid-state design using tubes for major audio amplification. Separate-chassis regulated tube power supply. Absolute phase control; phono stage with RIAA EQ; buffered output. Inputs for MM phono, MC phono (user adjustable J-FET gain stage), tape 1/2, aux, CD, tuner. FR 4-60,000 Hz, ±0.1 dB; THD 0.01%. 19 x 4½ x 12¾ in; 39 lb \$3,595
SA-3000. Similar to above. FR 8-40,000 Hz, ±0.1 dB; 22 lb \$1,995
SA-2000. Similar to above, without RIAA phono stage. EQ. 19 x 4¼ x 12¾ in; 22 lb... \$1,495

SA-2 Tube Preamplifier

Features two 6DJ8 vacuum tubes per channel. Utilizes 4 tubes as rectifier, pass device, reference voltage, and error amp. Bias control; inputs for MC phono. FR 0.5-350,000 Hz; SN 93 dBA. 19 x 2 x 11¼ in; 16 lb \$1,145

SA-1000 Preamplifier

3-tube/solid-state hybrid circuitry. Features inputs for MM/MC phono, tape, CD player, tuner. FR 2-170,000 Hz, ±0.1 dB; THD 0.065%; SN 83 dBA at 10-500,000 Hz; 19 x 4½ x 12¾ in; 20 lb \$995

Soidl-8 Preamplifier

Line-level FET without RIAA phono stage. 6 line, 2 tape inputs w/dubbing. FR 1-500,000 Hz ±1 dB; THD 0.03%; SN 87 dB. 19 x 2¼ x 10 in; 14 lb \$895

CROWN INTERNATIONAL

PSL-2 Preamplifier

Features subsonic filter; loudness circuit; auto mute protect. Detented tone controls with defeat switch; balance control; overload, rumble, and signal-presence indicators; tape dubbing; adjustable phono input gain. FR 10-50,000 Hz ±0.25 dB; THD 0.009% from 20-20,000 Hz; SN 103 dB; input sens 250 mV; output level 2.5 V. 19 x 1¾ x 11½ in, 11 lb \$795

DB SYSTEMS

DBR-15B/2A Preamplifier

Rack-mount preamp with power supply. Combines DB-1B and DB-5 in a 19-in rack unit; tone control; aux cable included. \$1,025
 With oak cabinet \$1,175

DB-1A/2A Preamplifier

Features separate DB-2A regulated power supply; gold-plated jacks; Alps 80-dB tracking volume control. THD ±0.0008% from 20-20,000 Hz; IM 0.001%; FR phono 10-40,000 Hz ±0.07 dB, high-level 2-50,000 Hz +0, -1 dB; SN 89 dBA phono, 90 dBA line. Filters: low-cut flat, 20 Hz, 36 Hz at 6 dB/oct phono only, high-cut

flat, 5 kHz, 10,000 Hz at 6 dB/oct; output imp 1 kilohm; max output voltage 6 V into 10 kilohms/3,000 pF; input sens for 1 V output: phono 2 mV into 50,000 ohms/100 pF, high-level 120 mV into 50 kilohms. 3-year warranty. 8½ x 3¾ x 7 in \$495
DB-1B/2A. DB-1A with low-noise high-level stage (-94 dB ref 1 V). Features reduced crosstalk; gold-plated jacks; tight-tracking volume control; solid-oak cabinet with hand-rubbed tung-oil finish. 12 x 3¾ x 7 in \$700
DBR-1B. DB-1B mounted in 19-in rack. Includes DB-2 A power supply \$645
DB-1A-HL/DB-2A. Similar to DB-1A; 5 high-level inputs and no phono section. Features Alps 80-dB tracking volume control; gold-plated jacks. FR 1-250,000 Hz ±3 dB; SN 92 dB; THD 0.0006%; sens for line-level inputs 120 mV. 3-year warranty \$375
DB-1B-HL/DB-2A. Similar to DB-1A-HL; lower noise (-94 dB ref 1 V); Features reduced crosstalk; gold-plated jacks; tight-tracking volume control; loudness-compensation switch; and solid-oak cabinet with hand-rubbed tung-oil finish \$580

DELTEC

The following product is distributed by Kevro International.

DSP50S-L Preamplifier

Features transformer-type circuitry; external power supply; balanced inputs. FR 20-20,000 Hz ±0.5 dB; THD 0.005% \$1,900

DENNESEN ELECTROSTATICS

JC-90 Mono Preamplifier

Features polarity inverter; balanced outputs. MC phono input. THD 0.005%; MM phono: overload 500 mV, SN 100 dB \$2,500

DENON

PRA-2000RG Preamplifier

80th-Anniversary Reference Class preamp features FET and MOSFET circuitry; relay-type input switching; transformer-coupled MC phono input. 8 unbalanced inputs; 1 balanced (CD-2) input; 3 unbalanced outputs; 1 balanced output; rec-out selector; 4-gang volume control with parallel sections; sintered-alloy feet. THD 0.005% at 1 V; SN: line 105 dBA, MM 90 dBA, MC 80 dBA; max output 10 V rms \$3,000

AVP-5000 DSP/Surround-Sound Preamplifier

Uses two digital IC's to perform preamp, sound-field processing, Dolby Pro-Logic, and surround-sound functions. Features 2 lambda ladder-type and 4 AI hybrid multi/1-bit D/A converters driving analog volume control and preamp outputs; dual Sigma-Delta A/D converters; separate transformers and power supplies for audio and video sections; 5-sub section copper-plated chassis; 3-band parametric EQ; signal compression-and-expansion. Adjustable delay time (0-180 ms) and reverberation in surround and sound-field modes; analog-direct; 4 optical and 2 coaxial digital inputs; 1 optical digital output for DAT; 11 analog inputs; 8 preamp and 4 rec-out analog outputs; 6 video outputs/4 video inputs, composite and S-video; source conversion between composite and S-video formats; FL display; programmable remote control \$2,500

DAP-5500 Preamplifier

Features digital section with 4x-oversampling

PREAMPLIFIERS

filter and push-pull Super Linear D/A Converter system; separate digital and analog circuitry; separate power supplies for digital and analog sections; nonresonant, vibration-resistant chassis; 1 optical and 2 coaxial digital inputs; coaxial digital tape-monitor loop; optical isolators; digital converter jacks. Audio section features unity-gain interface amplifier; Cannon-type input/output; 2 RCA line-level inputs; 1 RCA line-level output; front-panel RCA input/output jacks; two tape-monitor loops; source-direct switch. 17½ x 5¼ x 15 in. \$1,500

DAP-2500 Preamplifier

Features digital section with 4x-oversampling filter and 4 push-pull Super Linear D/A Converter system; 1 optical and 1 coaxial digital input; coaxial digital tape-monitor loop; optical isolators; digital output; source direct switch; MM/MC preamplifier; 2 video inputs; 1 video output; integrated-remote control \$1,000

PRA-1500 Preamplifier

Features unity-gain amp interface; 2 tape-monitor loops; source-direct mode; balanced output; MM/MC phono inputs; 2 video inputs; 1 video output; mono wideband and subwoofer outputs; integrated-system remote control .. \$500

DYNAUDIO

Arbiter Preamplifier

Features balanced inputs; external power supply; remote control \$41,000

ELECTRONIC VISIONARY SYSTEMS

Ecstasy 1000 Preamplifier

Dual-mono passive control center for 6 inputs; 31 position-stepped attenuators. Rack mount \$875

Ecstasy 2000. As above, with active buffer stage. FR 0-50 MHz; THD 0.01% \$1,350

Ecstasy 3000. Similar to Ecstasy 1000; with active 20 dB line stage. FR 0-20 MHz; THD 0.01% \$1,350

Ultimate Attenuator Preamplifier

Features passive volume controls that mount on amp; 1, 12, or 31 position-stepped attenuators; 1 or 2 inputs (balanced or unbalanced). Custom-made for amplifier \$60-600

ENCORE

DL 2010.2 Preamplifier

Features vacuum tubes for voltage amplification of phono and line stages; bipolar solid-state switching for connection of signal inputs; internal filtering and surge protection of power source; all-aluminum chassis; gold-plated input/output jacks; mil-spec glass epoxy circuit board; silver-plated tube sockets; 6 inputs; MC and MM phono circuitry; volume/balance control; standby switch LED indicators. FR 0.5-175,000 Hz ± 3 dB; gain 61 dB for MC phono, 40 dB for MM phono, 10 dB for line at 1,000 Hz; phono input imp selectable capacitance between 47, 147, 247, or 347 pF and selectable resistance 0-1 kilohms or 47 kilohms; tuner, aux, tape input imp 47 kilohms; CD input imp 20, 50, or 100 kilohms; THD < 0.05%. 17¾ x 4¼ x 15 in; 18 lb \$2,850

DL 2010.2-L. As above, no phono stage \$2,450

EXPOSURE

The following products are distributed by Audiophile Systems.

Exposure XIV Preamplifier

External power supply required. Dual-mono construction. Separate on-board regulated supplies for each phono input and 2 outputs. 19 x 3½ x 12 in. 22 lb \$2,995

Exposure XI. External power supply for above. Four separately regulated ± 24 V DC supplies. Two custom-designed 325 VA supplies, one per channel, which support two discrete regulated power supplies. 19 x 5 x 13½ in. 44 lb. . . \$2,695

Exposure XI Preamplifier

External power supply required. Five inputs, separate record function allows listening to one source while recording another. MM, MC inputs. 14 x 3½ x 12 in. 11 lb \$1,475

Exposure XII. External power supply for above. Common transformer for both channels. 250 VA supply. 14 x 4 x 12 in. 18 lb . . . \$1,350

Exposure VII Preamplifier

External power supply required. Internally regulated preamp features MM, MC, tuner, CD, tape, and aux inputs. 10 x 3½ x 12 in. 6½ lb \$1,175

Exposure VI. External power supply for above. Protected from short circuit and thermal overload. Custom-designed with two reservoir capacitors. 7 x 3½ x 12 in. 8 lb \$850

FORTE

Model 40 Preamplifier

Dual-channel, noninverting FET; low noise; matched gain devices enhanced with discrete pure Class A biasing; active constant-current sourcing; control facilities for 5 line-level inputs; full flexibility record/monitor facilities for listening to one source while recording another; selectable cartridge load characteristics; 2 parallel sets of outputs; external power supply; gold-plated connectors; glass-epoxy circuit boards. Input imp: 12,000 ohms; output imp: 475 ohms; THD 0.01% 20-20,000 Hz at 3 V out; noise: -96 dB at 0.5 V in. Features listening and rec selectors, channel balance, and level controls. 17 x 2¼ x 12½ in \$990

Optional MM/MC cartridge-gain module . . . \$300

GOLDMUND

Mimesis 2 Preamplifier

Features all relay-operated functions driven by zero-consumption, zero-radiation circuit; balance control; mono/stereo switch; 5 line inputs; phase inverter; mute switch; phono stage; 2 power-supply outputs; full remote-control capability; 2 grounding and earthing lugs; main-line polarity switch. FR 0-150,000 Hz ± 0.1 dB; S/N 85 dB; ch sep 90 dB. 19 x 1¼ x 15½ in; 17.6 lb \$9,600

Without phono stage \$7,900

Mimesis 7.1 Preamplifier

Features 1 phono input; 3 line-level inputs; 2 full tape loops; optional 4th-line input instead of phono stage; phase switch; muting switch; self-adjusting MC phono input. FR 0-850,000 Hz ± 3 dB; S/N 95 dB; ch sep 90 dB. 19 x 1¼ x 12¾ in; 13.2 lb \$5,500

Without phono stage \$4,600

HAFLE

Iris Preamplifier

All-discrete J-FET signal path design. Features optically actuated servo-controlled volume and balance controls; J-FET complementary-symmetry phono stage design; MOSFET switching from among 7 high-level inputs; switchable external-processor loop. 2 tape loops; external-processor

output; line-level output; fading 20-dB mute; wireless remote control with rotary volume/balance knobs. FR 20-20,000 Hz ± 0.1 dB; THD plus noise: line 0.005%, MM 0.002%, MC 0.009%; S/N relative to 0.5 V cont avg: MM -87 dBA, MC -80 dBA, line -97 dBA relative to 2 V. 17 x 3 x 8½ in. \$900

Without remote \$700

SE-100 Preamplifier

Features all-discrete J-FET devices in signal path; low-imp power supply; power-on delay circuit; optional MM/MC high gain; tape loop with buffering. Volume, balance, bass, and treble controls; tone-defeat switch; headphone jack; 2 line-output switches; 5 source inputs; record output; 2 line-level outputs. FR 20-20,000 Hz ± 0.1 dB; THD plus noise 0.005% line; line S/N relative to 2 V cont avg -100 dBA. 17 x 3 x 8½ in \$449

Phono stage. THD plus noise: MM 0.002%, MC 0.009%; S/N relative to 0.5 V cont avg: MM -87 dB, MC -80 dB \$100

HARMAN KARDON

Citation25 Preamplifier

Features discrete circuitry; high-cut filter; subsonic filter. Interactive AV switching; tone defeat; switchable bass and treble turnover frequencies; mono switch; remote control; headphone jack \$899

Citation21 Preamplifier

Features discrete circuitry; phase correct loudness; CD direct; 2 tape inputs; subsonic filter; tone defeat; mono switch \$629

HOME THEATER PRODUCTS

PF-g900 Preamplifier

Class A, FET circuitry; bass, loudness, and treble control; record output select switch. FR 10-80,000 Hz ± 0.05 dB; THD 0.005%; IM 0.005%; S/N 104 dB A-weighted, 85 dB phono A-weighted. Gold-finish front panel. 17¼ x 2½ x 9½ in \$499

PF-900. Black-finish \$449

HTG BY MUSIC & SOUND IMPORTS

DCC-1 Preamplifier

Features 8x oversampling, 18-bit converter. Upgradeable digital section; separate power supply for analog and digital section. Video switching with S-video compatibility; 7 line inputs; 3 digital inputs; switchable gain stage; can record one source while monitoring another \$1,195

ACC-1. As above, no digital stage \$895

Remote control for DCC-1 and ACC-1 . . . \$150

JADIS

JP 200mc Preamplifier

Features incorporated. MM, MC phono inputs; 5 line inputs; 2 outputs; 1 recording input/output with monitoring; 1 mute switch; 4-piece power supply stabilized with tubes; protection against DC at output. Sens 120 mV; max output level 0.1%. each chassis: 16¼ x 6¾ x 12½ in ea; 97 lb \$21,995

JP 80mc Preamplifier

Features MM, MC phono inputs; 4 line inputs; 1 output; 1 recording input/output with monitoring; 1 mute switching; 2-piece power supply stabilized with tubes; protection against DC at output. Sens 120 mV; max output level 56 V cont avg \$12,995

PREAMPLIFIERS

JPS-2 Preamplifier

Features 5 line inputs; 1 CD input with tube; 1 recording input/output with monitoring; 1 output; 1 mute; 2 units: module and separate power supply stabilized with tubes; protection against DC at output. Sens 120 mV; gain at 1,000 Hz 35 dB; maximum output level 56 V rms. Dimensions of each chassis: 16¼ x 6¾ x 12½ in; 55 lb \$8,995

JRM

JRM Preamplifier

MM and MC phono inputs. Features all polypropylene capacitors; gold-plated electromechanical devices; 2-stage RIAA ± 0.1 dB conformity. Separate input select for main, record, and out; inputs for tuner, 2 tapes, aux; 18 dB subsonic filter; 10 W/ch headphone amp. 10 V max output; S/N MM 87 dB, MC 76 dB; slew rate 20 V/μs; THD 0.001%; FR 0-50,000 Hz - 1 dB. 19 x 2¾ x 8½ in \$675

KEBSCHULL

The following products are distributed by German Acoustics.

Model 35 Tube Preamplifier

Linestage design. 5 high-level inputs. THD 0.05%. Gold-plated knobs on chrome finish \$2,200

KLYNE AUDIO ARTS

System Six Preamplifier Series

6LX. 6 high-level inputs and optional user-installable phono boards. Features external power supply; independent listen and record circuitry; inputs for phono, CD/aux, tape 1, tape 2, video/aux. Output imp 300 ohms; input imp phono 0-47,000 ohms. 19 x 2½ x 11½ in; 12 lb \$2,750
6L. As above, without external power supply \$2,150

6PX1. Plug-in phono preamplifier board. Design for 6LX but adaptable to 6L. Includes adjustable gain \$1,250
6P1. Similar to 6PX1, adaptable to 6L or 6LX \$650

KRELL

KBL Preamplifier

Features DC coupled, Class A circuitry; external dual-mono power supply; 2 balanced and 4 single-ended inputs; 2 tape loops; balanced and single-ended output \$4,500

KSP-7B Preamplifier

Features DC coupled, Class A circuitry; external power supply; phono MC/MM; balanced output \$3,000

KPA Phono Preamplifier

Features DC coupled, Class A circuitry; 2 inputs for any combination of phono MM/MC; input impedance and RIAA EQ \$2,700

KSL Preamplifier

Features Class A circuitry; 2 balanced and 3 single-ended inputs; 1 tape loop; balanced and single-ended output. Optional phono stage \$2,000

KPE Preamplifier

Features discrete circuitry; MC/MM phono stage; external power supply; selectable gain and phono loading \$500

LAZARUS

Balanced Deluxe Preamplifier

Features solid-state circuitry; FET MC gain stage added at input of phono stage to add 10 dB gain; cartridge load switching. Power handling 65 W; sens 0.2-mV; input overload (phono) 100 mV; input overload (line) 25 V; noise -80 dB at 2 mV input; output imp 4 ohms. 16 lb ... \$1,980
Cascade Deluxe MK II. As above, power handling 35 W; output imp 700 ohms. 8 lb . \$1,280

Balanced Classic Preamplifier

Features line stage utilizing solid-state output buffer circuit (output imp 4 ohms); 2 chassis, separate power supply; dual balance attenuators; absolute phase. AC power/standby switching; auto muting function; six-position record selector; XLR and RCA balanced output; Tiffany RCA connectors \$1,695

Cascade Classic MK II Tube Preamplifier

6DJ8 tube with passive RIAA and zero feedback \$999

LINN

Kairn Preamplifier

Features 7 source inputs and 3 line outputs that avoid need for special adaptors for multi-amp systems. Remote-control operation, front-panel controls. 13 x 3½ x 13 in. 10 lb. \$2,595

LK1 Preamplifier

Microprocessor-controlled preamp with independently adjustable input-level matching. Features keyboard lockout; all switching and level-adjustment electronics on board; remote control. Inputs for MM and MC phono; tape; tape 2; aux; tuner. 10½ x 3 x 10½ in; 9 lb ... \$1,295

LUXMAN

TP-117 Dual Preamplifier/Tuner

Dual preamps in one chassis provide independent source selection and volume control for two sets of components. Features RFTV modulator; separate regulated power supplies; AM/FM tuner with computerized tuning and 4-stage FM front end. 20 AM/FM station presets with auto-seek tuning; FM fine tuning (25 kHz steps); motor-driven volume controls with auto preset; multifunction remote control; pre-out/signal processor jacks; video switching with buffer amplifiers; CD-direct input. Amp section: FR 20-20,000 Hz ± 0.5 dB; THD 0.006%; S/N 86 dB (phono), 96 dB (CD/tape/video). FM section: 50-dB quieting sens 38 dBf (stereo); cap ratio 1.5 dB; alt-ch sel 68 dB. AM section: S/N 50 dB. 17¼ x 4¾ x 13 in; 11.4 lb \$1,250

TP-114 Preamplifier/Tuner

Features Duo-Beta feedback circuitry. Star circuit topology; voltage-driven amplification. 20 random-access AM/FM presets; auto-seek; preset scan AM/FM tuning; FM fine tuning; multifunction remote control; motor-driven volume control; system remote-control compatible; remote repeater output; local/remote sensor selector; fixed-level pre-out jacks; phono/aux input switching. Preamp: FR (phono) 20-20,000 Hz ± 0.5 dB, (line) 5-160,000 Hz ± 3 dB; S/N (phono) 78 dBA, (line) 95 dBA; THD 0.008% at 1 V output. Tuner: 50-dB quieting sens (mono) 14.8 dBf, (stereo) 38 dBf; capture ratio 1.5 dB; alt-ch sel 65 dB \$400

MADISON FIELDING

CA 700P Preamplifier/Equalizer

Features 7-band, 24-step digital EQ; electronic

volume control; digital remote control; on-board microprocessor. FR 20-20,000 Hz; THD 0.01%. 19 x 3½ x 14¼ in \$1,200

MARK LEVINSON

Model 26 Preamplifier

High-gain preamp with matrix-style DC switching. Features dual-mono construction; hermetically sealed silver contacts with gold plating; 6 line-level inputs: CD, tuner, aux-1, phono/aux-2, tapes 1 and 2; nonbuffered tape outputs; absolute phase of main outputs; stereo/mono switch; switchable gain for each ch; 6, 12, or 18 dB at unbalanced output, 12, 18, or 24 dB at the balanced output; dual-mono design. PLS-226 chassis with 3 power supplies, 2 for unregulated DC current for 2 channels, 3rd supplies power to relay control circuit; two toroidal transformers; Faraday shields said to reduce AC line coupled noise; 9 gold-plated contacts for connecting cable; 3-pin Neutrik XLR connectors; all-aluminum chassis. Output imp 40 ohms; line input imp 14,000 ohms; phono input imp MC 825 ohms, MM 47,000 ohms; phono gain: MM 38/44 dB, MC 58/64 dB. Preamp: 17½ x 2¾ x 13½ in; PLS-226 7¾ x 2¾ x 13½ in; 32 lb \$5,295
With low-gain phono \$5,650
Without phono \$4,840
Model 26 S. Similar to Model 26 preamp, uses Teflon circuit boards. With low-gain phono module \$7,495
Without phono module \$6,495

Model 28 Preamplifier

Dual-mono construction; single custom transformer with separate windings and grounding systems; distributed power supply regulation; 7 inputs; 2 gold-plated XLR balanced inputs; 5 single-ended inputs; balanced and unbalanced main outputs, single-ended outputs for 2 tape recorders; one configurable input for extra line-level or optional phono; low- and high-gain phono modules each with two gain settings; custom-made Teflon capacitors in RIAA sections of both phono modules; separate power supply; output imp 10 ohms; line input imp 13 kilohms; phono input imp high-gain 825 ohms; phono input imp low-gain 47 kilohms; line gain single-ended 18, 12, 6, and 0 dB; line gain balanced 24, 18, 12, and 6 dB; phono high-gain 58 and 64 dB; phono low-gain 38 and 44 dB; 29 lb; preamp: 17½ x 2¾ x 10¼ in; power supply 8½ x 2¼ x 13½ in \$3,300
Without phono stage \$2,995

MCINTOSH

C-34V A/V Preamplifier

A/V control center with compander system for controlling dynamic range. Features inputs for videodisc, tape 1-3, VCR 1 and 2, TV, tuner, and phono; 3 switched, 2 unswitched outlets in rear; provision for 2 sets of speakers; record and listen selectors; 5-band EQ. Preamp: FR 20-20,000 Hz +0, -0.5 dB; THD 0.01%; S/N phono 90 dBA, high level 100 dB. Amp: 20 W/ch with 0.01% max THD; FR 20-20,000 Hz +0, -0.2 dB; S/N 100 dBA. 16¾ x 5½ x 13 in; 26 lb ... \$2,349

C-37 A/V Preamplifier

System control center featuring 9 A/V inputs; tape-monitor switches for 2 recorders; loudness control; 5-band graphic EQ; headphone jack. FR 20-20,000 Hz +0, -0.5 dB; THD <0.002%; S/N phono 90 dB, high level 105 dBA. Glass front panel with anodized-gold and black aluminum. Black chassis. 16¾ x 5¾ x 13 in; 18 lb . \$2,249

C-35 A/V Preamplifier

Features pair of cascoded FET's to operate in-

PREAMPLIFIERS

put-switching system; 9 A/V inputs for; tape-monitor switches for 2 recorders; loudness control; 5-band EQ; headphone jack; FR 20-20,000 Hz +0, -0.5 dB; THD 0.007%; S/N phono 90 dB, high level 105 dB \$1,995

MELOS

MA-333 Preamplifier

3-chassis preamp, dual-mono construction. Zero-feedback amplification; same circuitry as MA-222/B; large toroidal transformers; regulated power supplies; balanced and single ended outputs available; Tiffany connectors... \$3,995

MA-222/B Preamplifier

Dual-mono construction with dual toroidal transformers. Features heavy-aluminum chassis; zero-feedback circuitry; 10 regulated power supplies; gold-plated connectors; inputs for 2-CD's, phono, tuner, 2 aux; 2 tape-monitor loops; 3 main outputs; phase-reversal switch. Phono gain 65 dB; FR 2-300,000 Hz \pm 1 dB; THD 0.07%; imp 20 ohms; max overall gain 85 dB \$3,395

MA-333 Line Preamplifier

2-chassis preamp with dual-mono construction. Features zero-feedback 20 dB amplification. Similar circuitry to MA-222/B; large toroidal transformers; regulated power supplies; Balanced XLR's and single ended outputs available; Tiffany and Neutrik connectors..... \$2,395

MA-111 Preamplifier

Features heavy-aluminum chassis and external toroidal power supply. FR 2-300,000 Hz \pm 1 dB; THD 0.07%; max gain 67 dB; line gain 27 dB \$1,195

MA-110 Preamplifier

1 processor loop. FR 2-300,000 Hz \pm 1 dB; THD 0.07%; max output 22 V \$995

MERIDIAN

Model 603 Preamplifier with D/A Converter

Features D/A conversion through 256x oversampling, PDM bit-stream circuitry. Automatically matches source sampling rate (32 or 48 kHz); passive differential analog filtering; connected two-box chassis eliminates electrical interference; digital audio, computer control circuits and power supplies in one box, D/A converters and analog audio circuitry in other; 8 regulated power supplies. 64-step discrete FET electronic volume control; two coaxial and two optical digital inputs; three analog inputs; remote control. S/N 106 dBA. Black anodized finish with glass front and gold control keys. 12 $\frac{1}{2}$ x 4 x 12 $\frac{3}{4}$ in \$2,500

Model 201 Preamplifier

Features 6 inputs; tape-to-tape dubbing for 2 decks; full source monitoring capabilities; 64-step volume control; user-programmable mute level and volume offset between sources; MM/MC inputs. Can be externally controlled as part of Meridian Multiroom system. Includes remote control. 12 $\frac{1}{2}$ x 4 x 6 $\frac{1}{4}$ in; 10 lb ... \$1,090

MFA

Luminescence C Tube Preamplifier

High-current design, 100 mA with regulated power supply. Phono gain 44 dB; THD .01% at 2 V rms out; line gain 28 dB; FR 1.5-200,000 Hz. Tube complement, 4-5691, 2-6EM7, 2-6SN7, 2-6DN7, 2-7591, 2-6EJ7. Dual chassis, 19 x 3 $\frac{1}{2}$ x 25 in ea. 54 lb \$4,960

Luminescence B-1C Tube Preamplifier

Features discrete circuitry; high-current (100 amps); regulated power supply. Phono gain 44 dB; THD 0.01% at 1 kHz, 2 V rms out; RIAA accuracy 20-20,000 Hz \pm 0.25 dB. Line gain 28 dB; FR 1.5-20,000 Hz; tube complement: 2-6SN7/5692, 2-6DN7. 19 x 3 $\frac{1}{2}$ x 15 in. 54 lb \$4,460

Magnus C Tube Preamplifier

Features adjustable output level; remote power unit; steel construction; double-sided pc board; Gold Aero tubes; user-adjustable phono loading; phono gain 42 dB; THD .03% at 2 V rms out; line gain 28 dB; FR 3-100,000 Hz; tube complement, 2-12AX7, 1-12AT7, 1-6DJ8. 19 x 2 $\frac{1}{2}$ x 12 in. 16 lb \$1,460

Magus Tube Preamplifier

Features adjustable output level; remote power unit; steel construction; double-sided pc board; Gold Aero tubes; user-adjustable phono loading; phono gain 42 dB; THD .03% at 2 V rms out; RIAA accuracy 20-20,000 Hz \pm 0.5 dB. Line gain 28 dB; FR 3-100,000 Hz; tube complement, 1-6DJ8. 19 x 2 $\frac{1}{2}$ x 12 in. 16 lb \$995

MIRROR IMAGE AUDIO

Model .2P Preamplifier

DC-coupled transistor type circuitry with balanced outputs. Inverts polarity. Features positive/negative outputs; switchable for bridging & bi-amping; absolute phase shifting; separate channel muting; remote; power supply. THD <0.01% \$2,860

MOD SQUAD

Deluxe Line-Drive AGT Preamplifier

Features advanced grounding topology (AGT) with star-centered grounding throughout; non-ferrous, nonmagnetic chassis. Five line-level inputs and two tape loops; two main outputs wired in parallel for bi-amplification; front-panel input selector with mute position, volume, and balance controls; switchable chassis shielding. FR DC-200,000 Hz +0, -3 dB; THD 0.0001%; input imp 12,000 ohms; output imp variable; ch sep 86 dB. 16 $\frac{1}{2}$ x 2 $\frac{1}{2}$ x 10 $\frac{1}{4}$ in; 4 lb ... \$1,150
Standard. As above, different circuitry .. \$650

MOTIF BY CONRAD-JOHNSON

MP11 Preamplifier

All-FET design with RIAA EQ plus gain for MM and MC cartridges. Line-level output. All audio circuits and power-supply capacitors are polypropylene or polystyrene; precision, metal-film resistors used throughout. Inputs for tuner, CD, aux, tape 1/2. FR 2-75,000 Hz +0/-3 dB; max output 10 V; THD 0.1%; IM 0.1%; gain 21 dB. 19 x 3 $\frac{1}{2}$ x 12 in; 15 lb \$2,395

MC10 Preamplifier

All-FET design with line-level inputs. All audio circuits and power-supply capacitors are polypropylene or polystyrene. Precision, metal-film resistors used throughout. Inputs for phono 1/2/3. 19 x 3 $\frac{1}{2}$ x 12 in; 15.5 lb \$2,395

MTX SOUNDCRAFTSMEN

Pro-Control 422 Preamplifier/Equalizer

C-MOS preamplifier/EQ with independent line and tape switching for 8 inputs; CD, tuner, phono, 2 tape monitors, 3 A/V monitors, signal-processing loop. Allows independent listening and tape recording for multiroom applications. Includes subsonic filter and direct mode to bypass tone

controls, etc. 10-band EQ featuring \pm 15 dB control and exclusive differential/comparator output balancing. FR 20-20,000 Hz \pm 0.1 dB; THD 0.005%; phono S/N 97 dB; S/N 116 dB. Rack-mount front panel. 19 x 5 $\frac{1}{4}$ x 10 $\frac{1}{2}$ in \$849
Pro-Control Four. As above, without equalizer. 2 signal-processing loops. Dimensions: 19 x 3 $\frac{1}{2}$ x 10 $\frac{1}{2}$ in \$849
Pro-Control Three. As above, 2 tape monitors and 1 signal-processing loop \$549

Pro-PT Five R Preamplifier/Tuner

C-MOS switching. Features wireless remote control; 16 station presets, 3 inputs; audio mute; 2 tape monitors; dubbing; variable loudness control; spectral gradient for CD. FR 20-20,000 Hz \pm 0.5 dB; S/N 80 dB for phono, 100 dB for high level. Mono 50 dB quieting is 12 $\frac{1}{2}$ dB. Rack-mount front panel. 19 x 3 $\frac{3}{4}$ x 11 $\frac{1}{4}$ in \$599

Pro-Control One Preamplifier

C-MOS switching. CD, phono, tuner, A/V inputs, and 2 tape monitors with dubbing. Variable loudness control; high and low filters; headphone output. FR 20-20,000 Hz \pm 0.5 dB; THD <0.008%; S/N 80 dB for phono; 100 dB for high level. Rack-mount front panel. 19 x 3 x 10 in \$329

MUSE

Model One Preamplifier

Features separate power supply with 550 VA transformer. Phono input; 3 line-level inputs; tape loop; mute switch; active/passive switch. FR 7-400,000 -3 dB; THD 0.1% (line), 0.2% (phono). S/N 83 dBA (line), 58 dBA (phono); ch sep 80 dB. Preamp: 19 x 3 $\frac{1}{2}$ x 12 in; 13 lb. Power supply: 19 x 3 $\frac{1}{2}$ x 12 in; 23 lb ... \$2,500

MUSEATEX

Melior Digital Preamplifier

Designed for digital sources (fiber, optic or coaxial). Features programmable LCD interface; C-Lock jitter elimination circuitry; 4 inputs; 2 tape loops; processor loop; analog outputs; remote control. FR 1-20,000 Hz; S/N >105 dB; THD <0.03%. 14 lb \$2,350

Melior A/V Preamplifier

Features programmable LCD interface; 8 A/V inputs; audio processor loop; balanced outputs; remote control. FR 1-100,000 Hz; S/N audio >95 dB, video >48 dB; THD <0.25%. 16 lb . \$2,200

Melior Analog Preamplifier

Features programmable LCD interface; 8 inputs; 4 tape loops; processor loop; balanced outputs; remote control. FR 1-100,000 Hz; S/N >95 dB; THD <0.25%. 14 lb \$1,950

MUSICAL DESIGN

SP-1 Tube Preamplifier

Features 2 tape and processor loop; polarity-inversion switch; separate record and listen switches; direct input and mute switch; separate power supply; gold-plated input and output jacks; removable power cord. FR 0.1-90,000 Hz; sens 100 mV; THD 0.001% \$995

NAD

The following are distributed by Lenbrook.

Model 1600 Preamplifier/Tuner

Features external processor loop; FM blend; 14 AM/FM presets; bass EQ; 2-way tape dubbing; remote control; rack mountable \$399

PREAMPLIFIERS

Model 1300 Preamplifier

Features MC phono preamp; external processor loop; infrasonic filter. Bass EQ; null switch; semiparametric tone controls (bass 50, 100, or 250 Hz, treble 3,000, 6,000, or 12,000 Hz with 12 dB boost/cut); 2-way tape dubbing. Max output 12 V. Rack mountable. . . . \$399

Model 1000 Preamplifier

Features external processor loop; bass EQ; MM/MC phono preamp; infrasonic filter; 2-way tape dubbing; rack mountable \$299

NAIM

NAC 52 Preamplifier

Separate power supply. Features dual-mono construction; motorized potentiometer; separate power supply for each section. LED indicators built into controls; multifunction remote. Input sens: MM 2 mV at 47 kilohms; MC 100 μ V at 470 ohms; input 2, 3, 4 75 mV at 100 kilohms; main output sens 0.775 V at 47 kilohms; overload margin 40 dB. 16 $\frac{1}{4}$ x 3 x 11 $\frac{1}{4}$ in. . . \$9,950

NAC 72 Preamplifier

Features matched and time-aligned filter. Two tape, tape monitor, two phono, and CD inputs. Input sens: MM 2 mV at 47 kilohms; MC 100 μ V at 470 ohms; main output sens 0.775 V at 47 ohms; overload margin 40 dB. 11 $\frac{1}{4}$ x 3 x 8 in. \$1,395

NAC 62 Preamplifier

Phono input accommodates different cartridges or high-level boards. Tuner, tape, and aux inputs; mute/monitor switch. Input sens: MM 2 mV at 47 kilohms; MC 100 μ V at 470 ohms; main output sens 0.775 V at 47 kilohms; overload margin 40 dB. 11 $\frac{1}{4}$ x 3 x 8 in. \$925

NAKAMICHI

CA-7A Preamplifier

Features separate digital and analog sections; isolated ground technology; acoustical fine-tuning system; motor-driven volume control; inputs for MM and MC phono, 2 tape, 2 aux, tuner, CD; 2 outputs; multiroom remote control with RS-7 remote sensor. FR 1-100,000 Hz +0, -3 dB; S/N >94 dBA; THD <0.002% at 20-20,000 Hz; 17 $\frac{1}{8}$ x 3 $\frac{1}{4}$ x 12 $\frac{1}{2}$ in; 15.3 lb. . . \$2,750

CA-5AII Preamplifier

Features 5 high-level inputs; phono input; copies between 2 tape decks in either direction; recording deck monitors copying; gold-plated inputs and outputs; MM- or MC-cartridge phono input; output level, bass, balance, treble, and low-noise FET's; bipolar transistors; multiregulated isolated-ground power supply; S/N >95 dBA; THD <0.002% at 20-20,000 Hz; FR 1-100,000 Hz +0, -3 dB. 17 $\frac{1}{8}$ x 2 $\frac{1}{2}$ x 11 $\frac{1}{4}$ in; 11.3 lb. \$1,150

NRG

PA1 Stereo Preamplifier

Pure Class A circuitry. 5 single ended 100 kilohm imp inputs: CD, tuner, tape 1, tape 2 (aux 2), aux 1. Optional phono input. Mute select switch; phase select switch; stereo/mono select switch. 2 single-ended outputs/ch; 1 balanced XLR output; output imp 50 ohms/phase; line level to output gain 14 dB; MM to line level gain 40 dB; MC to line level gain 60 dB; FR 0.4-100,000 Hz +0, -3 dB; slew rate 50 V/ μ s min; THD 0.01% max at V rms out, 20-20,000 Hz. \$6,600
Phono option \$900

OCM/BELLES

OCM 55 Preamplifier

Features external power source; 5 line inputs; 2 tape outputs, dual tape loop; 2 preamp outputs. FR 2-100,000 Hz; high-level sens 50 mV; THD 0.01%. Each chassis 19 x 2 $\frac{1}{4}$ x 10 in, 22 lb. \$1,750

OCM Phono Preamp. For MM/MC cartridges; includes RIAA EQ. Adjustable sens for 0.2-10 mV cartridges. Variable input imp load matching from 0-47,000 ohms. MM phono overload 180 mV, MM S/N 80 dB. 19 x 2 $\frac{1}{4}$ x 10 in, 11 lb \$1,150

Belles 55 Preamplifier

Features complementary circuitry and Class A power MOSFET outputs; phono section with internal DIP switch for MM and MC cartridges; 2 settings for gain; 2 settings for cartridge loading. External high-energy power supply with DIN connector in rear. 5 inputs; monitor 1; monitor 2; volume; balance; subsonic filter. FR 10-100,000 Hz \pm 3 dB \$649

OCM TECHNOLOGY

Soloist Series

OCM 55 Preamplifier

Direct coupling accomplished through use of a DC servo loop. Unbalanced inputs and outputs through, gold-plated RCA connectors. 1 stereo input pair for phono/aux, tuner, CD, tape1/aux, tape 2/VCR. 4 unbalanced outputs; two main out (biamping), 2 tape out (stereo). Dual monitoring capability through listen/record controls. Double sided plated-through fiberglass epoxy circuit board; silver-plated copper wiring. Input imp 50,000 ohms; FR 20-20,000 Hz \pm 0.1 dB; gain 20 dB; THD 0.05%. Anodized black-aluminum faceplate. \$1,395

OCM-10 Phono Preamplifier

Features loading and gain adjustment for both MC and MM cartridges. Direct coupling through use of DC servo loop. Gold-plated RCA jacks. Double-sided, plated-through fiberglass-epoxy circuit board; silver-plated wiring. MM output 1-10 mV; MC output 0.2-1 mV; MM and MC input imp 47,000 ohms; MM and MC THD < 0.05%. Anodized black-aluminum faceplate. . . \$1,095

Soloist Series Preamplifier Combo. Consists of both OCM-55 and OCM-10. \$1,995

ONKYO

Integra Series

Grand Integra P-308 Preamplifier

Features independent, magnetically shielded power supplies for each amp block; short signal-path routing; subsonic feedback loop to cancel DC components; signal in-phase filters to reduce common-mode noise. Defeatable tone controls; switchable Contra-Bass control; high-cut sloping filter position on treble control; 8 inputs including MM/MC phono jacks and 2 front-panel jacks for portable components; dual record-output selector. FR 0.8-170,000 Hz +0, -3 dB; THD 0.0005% (CD); S/N 101 dB (CD). Wood side panels included. 18 $\frac{1}{4}$ x 4 x 15 $\frac{1}{2}$ in; 19 lb \$660

Integra P-304 Preamplifier

Independent, magnetically shielded power supplies for each amp block. Features Delta power supply with Real Phase transformer. Dual record-output selector; adjustable phono gain and load imp; 8 inputs including MM/MC phono jacks. FR 0.8-170,000 Hz +0, -3 dB; THD 0.0005%

(tuner, CD, tape); S/N 92 dB (MM). 18 $\frac{1}{4}$ x 4 x 15 $\frac{1}{2}$ in; 17 lb \$530

Integra P-301 Preamplifier

Features selective-tone control; 7 audio and 2 video inputs; video dubbing; source-direct switch; multi-room capability. FR 15-30,000 Hz \pm 1 dB; THD 0.009% (tuner, CD, tape); S/N 92 dB (MM). 17 $\frac{1}{8}$ x 4 $\frac{3}{8}$ x 12 $\frac{1}{2}$ in; 9 lb \$270

PARASOUND

C/PT-1000R Preamplifier/Tuner

Class A FET design. Features gold-plated jacks; 2 pair line output; variable loudness contour; mono switches; 16 AM/FM presets; remote control. FR 5-80,000 Hz; THD <0.004%; S/N 92 dB. 17 $\frac{1}{4}$ x 4 x 10 $\frac{1}{2}$ in, 17 lb \$550

P/FET-900II Preamplifier

Class A FET design. Features discrete transistors; electronic logic switching; polypropylene capacitors; regulated power supply; gold-plated jacks; muting relay; variable loudness contour; 10-amp power switch; 3 AC outlets; mono switch; 2 tape monitors. Separate CD, video inputs. FR 10-80,000 Hz \pm 0.5 dB; THD <0.005%; IM <0.005%; S/N 104 dB high, 80 dB phono; 17 $\frac{1}{4}$ x 3 x 10 $\frac{1}{2}$ in; 11 lb. \$425

C/PT-600 Preamplifier/Tuner

Combines circuit and control of P/HP-750 preamp and TDQ-260 II Tuner. 17 $\frac{1}{4}$ x 4 x 10 in, 12 lb \$375

P/HP750 Preamplifier

Features CMOS switching for inputs, tape; variable loudness contour; high- and low-pass filters; tape dubbing. FR 5-65,000 Hz; THD 0.006%; IM 0.006%; S/N 92 dB; phono overload 200 mV. 17 $\frac{1}{4}$ x 3 $\frac{1}{8}$ x 9 $\frac{1}{2}$ in, 10 lb. \$299

PERFECTIONIST AUDIO

Pro-Reference IIb Tube Preamplifier

Vacuum-tube preamp with toroidal transformer. Features platinum internal wiring; polypropylene or polystyrene capacitors in signal path; output muting; low-imp main output; low-imp tape output. THD <0.1%; output imp <600 ohms; phono gain 43 dB; noise > 90 dB below rated output \$4,295

C.P.R. IIIb Preamplifier

Line, phono, and moving-coil amp. Features no capacitors in signal path; high-current power supply; platinum internal wiring; low output imp; user-adjustable gain and input imp \$2,395

C.P.R. IIb Preamplifier

Line and phono amp. Features no capacitors in signal path; high-current power supply; platinum internal wiring; low output imp; RIAA EQ. Gain 36 dB; input imp 47 kilohms \$1,950

C.P.R. Ib Preamplifier

Line amp using basic gain-stage/buffer. Features no capacitors in signal path; high-current power supply; platinum internal wiring; low output imp. Gain 21 dB \$1,550

PHILIPS

AV1001 A/V Preamplifier

Features S-video inputs and outputs, Dolby Pro Logic surround-sound decoder, digital sound processor and bitstream D/A converter; test-tone generator; 3 center-ch modes and preset rear-ch delay time of 20 μ s; control adjustments for 5 hall sizes, adjustable reverberation time.

PREAMPLIFIERS

adjustable left- and right-rear delay time; surround ch low-pass and high-pass filter. 9 audio inputs; 5 composite NTSC video inputs; 5 video inputs; AV recording outputs; master switching matrix with display; video outputs; 52-button universal programmable remote controls \$2,000

PIONEER

C-91 Reference A/V Preamplifier

Features 3 power supplies; copper-foil PC boards; subsonic filter, high/low filter; video enhancer; film condenser; honeycomb insulator feet. Motorized rotary volume control; 5 audio inputs; 3 video terminals for inputs and outputs; 3 video terminals for input only; S-video connector; 2 video outputs; recording selector; tape-dubbing switch; programmable remote control. Urushi-finished front panel; rosewood vinyl side panels. 18 x 5 1/4 x 15 1/2 in; 22.75 lb \$1,300

C-72 Reference A/V Preamplifier

Motorized rotary volume control; local power off; 5 audio inputs; 2 video terminals for inputs and outputs; 3 video terminals for input only; S-video connector; AV recording selector; two-way video dubbing; multiroom compatible with optional MR-100; Urushi-finished front panel; rosewood vinyl side panels. 18 x 6 1/2 x 16 1/2 in; 31.88 lb \$850

POINTSOURCE

Model PR200 Preamplifier

Features discrete circuitry; no tone controls; separate switch for listening and recording; balance trim and level controls; output mute switch; phone stage included; gold-plated input jacks; remote control; dot-matrix display. FR phono 20-20,000 Hz \pm 0.5 dB, 1-100,000 Hz \pm .2 dB; THD phono <0.06%, <0.01%. 19 x 3 1/2 x 10 in \$595
Model PR100. As above no remote \$495

PS AUDIO

PS 5.6 Preamplifier

Features PS 6.0 line stage and PS Phono Link phono stage in single-chassis. Single military-grade glass epoxy board; multiple regulation, diode isolated power supply; MC/MM capability; passive phono EQ; straightwire and bypass switch; gold-plated connectors; low imp, high-current output. FR 20-20,000 Hz \pm 0.1 dB; THD <0.1; S/N 74 dB (MC), 85 dB (MM), 100 dB (line level). 17 x 2 1/2 x 9 in; 15 lb \$799

Model 6.0 Preamplifier

6 inputs and 4 outputs. Active or straight-wire/passive operation; selectable bypass eliminates balance control and tape monitor circuits; touch-sensitive switching; gold plated connectors; low-imp, high-current output. FR 20-20,000 Hz \pm 0.1 dB; THD <0.1; S/N 100 dB. 17 x 2 1/2 x 9 in; 13 lb \$599

PSE

STUDIO SL Preamplifier

Discrete FET Class A design; separate discrete phono and line power supplies for 6 inputs and 6 record outputs; RCA and XLR balanced outputs; aluminum chassis; switchable MM/MC phono section; absolute phase reverse; precision volume and balance controls. Rack mount optional. 18 x 1 3/4 x 8 1/2 in. 10-yr warranty. With phono \$850
Line only \$725

QED BY MAY AUDIO

C300 Preamplifier

Full-discrete phono and line-stage amp; 2 tape (input/output), CD, tuner, video, disc (MC/MM); separate play and record circuits. 6 gold-plated connectors \$675

QUAD

Quad 66 Preamplifier

7 analog inputs and tone controls. Tilt control offers flat, increasing, or decreasing FR slopes in 7 steps of 1 dB each; two steps of high-frequency filtering, rolloffs at 7,000 Hz, 5,000 Hz; bass control shelves bass down 5 dB max with rolloffs at 50 Hz and 200 Hz, for control of low-frequency noise and speaker-boundary effects. All controls activated from remote control with rotary volume and FR (phono) 30-20,000 Hz \pm 0.5 dB; FR (line) 20-20,000 Hz \pm 0.2 dB; THD 0.05%; sens (phono) 3 mV with options of 1 mV or 200 μ V, S/N 75 dB; sens (aux 1/aux 2) 300 mV, S/N 93/99 dB; sens (CD) 300 mV, S/N 99 dB; sens (tuner) 100 mV, S/N 93 dB. 12 1/4 x 3 1/4 x 10 in; 7.5 lb \$1,500

Quad 34 Preamplifier

Features tilt control as in Quad 66; bass control; inputs for disc, tape, tuner, aux; 3 push-button filters; bass lift and step. Distortion 0.5% (any input). Residual noise (A-wtd volume control at minimum) -105 dB; frequency response \pm 0.3 dB (any input except phono), phono \pm 0.5 dB \$795

QUICKSILVER AUDIO

Quicksilver Tube Preamplifier

Output imp 12.5 ohms; bandwidth 650,000 Hz; distortion <0.001% \$1,595

RADFORD

SC 26 Tube Preamplifier

Features separate power supplies for each stage; 2 buffered tape outputs; input selectors for main and tape output; sealed reed relays for input switching; single-strand silver-plated teflon-insulated wire. Optional on MC or MM phono capability. FR 5-50,000 Hz -1 dB; S/N >85 dB; THD <0.1%; sens 100 mV \$2,895
Optional phono stage. MC input with custom transformers on phono board. THD <0.1%; S/N 80 dB (MM) A-weighted; sens 2 mV (MM), 0.2 mV (MC) \$3,875

REVOX

B240S Preamplifier

Microprocessor-controlled preamp with individually programmable input sens for phono (MM or MC option), CD, tape 1, tape 2, aux, and tuner. Dual bus structure allows listening to one source while recording another. Can be used to feed remote rooms of multiroom systems. Programmable power on and max volume. Balanced and unbalanced outputs, 6.0 V balanced and 2 V unbalanced; THD <0.006%. 18 3/8 x 6 x 14 1/4 in. 14 3/8 lb \$2,200

ROKSAN

Rok I.I Preamplifier

Line-level preamplifier with no wiring from input to output. Five inputs, one tape loop, two sets of outputs. Designed for use with Roksan DS I power supply. FR 20-20,000 Hz \pm 0.1 dB; THD <0.001%; S/N >115 dB. 13 lb \$4,500
DS I. Power supply \$1,500

ROTEL

RTC850 Preamplifier/Tuner

Features direct signal paths; MM/MC phono inputs. Separate bass and treble controls; tone defeat; tuner presets; auto/manual tuning; headphone output. Includes multifunction remote control. Tuner: FM usable sens 10.8 dBf; FM S/N at 65 dBf 80 dB (mono), 75 dB (stereo); FM THD at 65 dBf and 1,000 Hz 0.07% (mono), 0.25% (stereo). Preamp: FR 20-20,000 Hz \pm 0.2 dB; THD <0.004%; S/N 100 dB (CD, AV/aux, tape 1 and 2), 80 dB (MM phono), 70 dB (MC phono). 17 1/2 x 3 3/4 x 13 1/4 in; 12.1 lb \$499

RC870BX Preamplifier

Features highly-regulated power supply with toroidal transformer; direct signal paths; MM/MC phono inputs. CD-direct switch; headphone output. THD <0.004%; FR 20-20,000 Hz \pm 0.2 dB; S/N 95 dB (CD, tuner, AV/aux 1 and 2, tape 1 and 2), 80 dB (MM phono), 70 dB (MC phono). 17 1/2 x 2 3/4 x 12 1/4 in; 10.1 lb \$399

RC850 Preamplifier

Features MM/MC phono inputs; direct signal paths. Defeatable tone controls; separate bass and treble controls; tone defeat/mono switch; headphone output. THD <0.004%; FR 20-20,000 Hz \pm 0.2 dB; S/N 95 dB (CD, tuner, AV/aux 1 and 2, tape 1 and 2), 80 dB (MM phono), 70 dB (MC phono). 17 1/2 x 2 1/2 x 10 1/2 in; 8.2 lb \$249

JEFF ROWLAND

Consummate Preamplifier

Class A FET preamplifier featuring Differential Mode technology from input to output. Incorporates two-stage power-supply regulation; separate power supply with dual toroidal transformer; mil-spec circuit-board material, with OFC traces and high-temperature mask; all signal switching is accomplished with hermetically sealed, gold-contact signal relays; AC power-line filter; all critical circuitry is encapsulated in thermally conductive epoxy; microprocessor-controlled volume and switching; digitally controlled resistor matrix provides 200 discrete steps for volume control. 3 unbalanced 3 balanced line inputs; balanced and unbalanced output; user-stored level setting for all six inputs; FL display; remote control; FR 0.05-200,000 Hz -3 dB; THD <0.008%; input imp 600, 10K, or 100K ohms; output imp 300 or 600 ohms; selectable gain: 0, 6, 19, or 20 dB. 15 x 5 1/2 x 13 3/4 in; 28 lb \$5,500
Consummate Phono Stage. For above. Utilizes balanced/unbalanced inputs and outputs. FR 0.15-250,000 Hz -3 dB; S/N 80 dB; THD <0.02%; input imp adjustable 0-1,000 ohms; output imp 150 or 300 ohms; selectable gain: 47 or 62 dB. 15 x 2 3/4 x 13 3/4 in; 10 lb \$2,800
Consummate Phono Stage II. For Consummate Phono Preamp. Single-ended input and output. FR 0.15-220,000 Hz -3 dB; S/N 80 dB; THD <0.04%; selectable gain: 42 or 60 dB. 7 1/2 x 2 3/4 x 13 3/4 in; 3 lb \$850

Coherence One Series II Preamplifier

Solid-state FET preamp with companion regulated power supply. MM/MC inputs; direct-coupled design from input to output. Split-passive RIAA eq. Inputs for 1 phono and 3 high-level inputs. Tape-rec outputs selectable from any input. Features phase reversal and full muting from front panel; separate L/R-ch balance controls; master volume; balanced outputs standard; outputs mute upon power-up or error. Phono stage: FR 0.15-220,000 Hz -3 dB; gain 61 dB; THD <0.025%. Line stage: gain 19 dB; FR

PREAMPLIFIERS

0.06-650,000 Hz - 3 dB; THD <0.01%. 19 x 3 3/4 x 12 1/2 in; 29 lb \$4,600

Consonance Preamplifier

Features microprocessor-controlled volume and switching; 5 unbalanced line inputs and 1 phono input; balanced and unbalanced output; user-stored level setting for all inputs; FL display; remote control. Line section: FR 0.08-200,000 Hz - 3 dB; THD <0.012%; input imp 600 ohms, 10 or 100 kilohms; output imp 300 or 600 ohms; selectable gain: 7.5 or 16.4 dB. Phono section: FR 0.15-220,000 Hz - 3 dB; THD <0.04%; selectable gain: 42 or 60 dB. 15 x 2 3/4 x 13 3/4 in; 14 lb \$3,350

SHURE

M64A Preamplifier

Fixed-gain preamp with switch-selected phono, tape EQ. For use with unequalized amp inputs, mic's, or as buffer amp in "flat" position; on/off switch; two phono jack inputs; 120 V AC 50/60 Hz, 5 W \$130

SIMAUDIO

PW-30001 Preamplifier

Features Class A design in phono and high-level circuitry; no feedback; 200 VA toroidal transformer in power supply; 6 inputs; outputs, one balanced, MC and MM inputs with 6 selectable input impedances from 5, 16-100 ohms. Bandwidth 1-87,000 Hz \pm 0.3 dB; THD <0.05%; gain 14 dB. Phono section: Bandwidth 20-20,000 Hz \pm 0.3 dB; THD <0.05%; gain 40 dB (MM), 60 dB (MC). 17 1/2 x 2 3/4 x 9 3/4 in; 20 lb \$1,950 Without phono module \$1,630 Phono module \$310

P-2001 MKII Preamplifier

Features 2 EQ controls, one for mid-to-low frequencies and other for high frequencies without feedback; pushbutton for MC phono; direct connect switch for high-level inputs, separate source selectors for listening and recording; power supply. Bandwidth 10-100,000 Hz \pm 0.5 dB; THD <0.05%; max input level 2.2 V rms; gain 14 dB. Phono section: Bandwidth 30-20,000 Hz \pm 0.3 dB; THD <0.05%; max input level 110 mV (MM), 11 mV (MC); gain 40 dB. 17 1/2 x 2 x 9 3/4 in; 10 lb \$725

SONOGRAPHIE BY CONRAD-JOHNSON

SC22 FET Preamplifier

All-FET design with matched-FET, polypropylene and polystyrene capacitors for all audio circuits; discrete power-supply regulation; six line-level inputs. FR 5-100,000 Hz \pm 0.5 dB; max output 10 V; THD 0.1%; IM 0.1%; phono overload 150 mV; 17 x 12 1/4 x 2 1/2 in \$695 SC22P. Phono stage option for SC22. Discrete FET, regulated power supply \$189

SONY

ES Series

TA-E1000SD Preamplifier

Features digital section with 8x oversampling, dual 18-bit D/A converter (front) and 4x oversampling, dual 16-bit D/A converter (rear); S-video input and output; optical and coaxial input. FR 10-20,000 Hz; THD analog <0.004%, digital <0.003%; S/N phono 84 dB (A-network, front/rear ch). 18 1/2 x 6 x 14 1/4 in; 17.7 lb \$1,000

TA-E80ES Preamplifier

Features low-resonance G-chassis design; 7 in-

puts; 3-mode cartridge selector; record output selector; adaptor loop; source-direct switch; balanced output. FR phono 3-300,000 Hz \pm 0.2 dB, CD -3 dB; S/N CD 105 dB, phono MM 95 dB, phono MC 83 dB; THD 0.001%; IM 0.001%. 15 1/2 x 5 1/4 x 14 1/2 in. 28.6 lb \$900

SOUND ENGINEERING

PFM-2B Preamplifier

Low-noise, high-current Class A design \$1,750

SOUNDSTREAM

C-1 MK II A/V Preamplifier

System 1 series component featuring dual-mono Class A circuitry and discrete component signal path. Separate power supply for audio and switching circuits to minimize noise in audio signal; digital switching circuitry links Soundstream products. A/V dubbing: disc-to-tape or tape-to-tape; separate record and listen circuitry permits simultaneous recording and listening or viewing; inputs for phono/aux, tape 1, tape 2, CD, tuner. Includes programmable remote control. FR 20-20,000 Hz \pm 0.1 dB; THD <0.05%; S/N >100 dBA; input imp 30,000 ohms; input sens <100 mV for 0.5 V out. 17 x 3 3/4 x 11 1/2 in; 15 lb \$1,495

SPECTRAL

DMC-20 Preamplifier

Features protection-circuit LED indicator; protection bypass switch; balanced input; tape output; gold-plated signal ground post XLR, and RCA connectors; input selector, balance control, mute, absolute phase, and monitor switch. Includes DMS-20 remote power supply, Model 201 balanced output module, and Model 202 phono module. FR DC-4,000,000 Hz - 3 dB; distortion <0.01% THD and IM. Phono section: distortion <0.01% THD and IM; selectable gain 30, 38, 45 dB; selectable input imp 10, 20, 100, 800, 47,000 ohms. 19 x 2 1/2 x 12 1/2 in ... \$5,995 With Model 201 balanced output module only \$5,395

DMC-12 Preamplifier

Features protection-circuit LED indicator; protection bypass switch; balanced input; tape output; gold-plated signal ground post XLR, and RCA connectors; input selector, balance control, mute, absolute phase, and monitor switch. Includes DMS-10 remote power supply, Model 120 phono module. FR DC-3,000 Hz - 3 dB; distortion <0.02% THD and IM. Phono section: distortion <0.01% THD and IM; cont variable gain 20-40 dB; selectable input imp 10, 30, 100, 800, 47,000 ohms. 19 x 2 1/2 x 12 1/2 in ... \$3,695 With DMS-10 power supply only \$3,195

DMC-6 Preamplifier

Two-piece unit with removable systemboard and remote power supply. Features complementary Class A, push-pull topology; dual mono layout; MC, MM phono input; polystyrene and polypropylene signal capacitors; metal-film resistors. FR DC-6,000,000 Hz - 3 dB; distortion <0.01% THD and IM; S/N 102 dB A-weighted; slew rate 1000 V/ μ sec. Phono section: selectable gain 19-38 dB; selectable input imp 10, 30, 100, 800, 47,000 ohms. 19 x 2 1/2 x 12 1/2 in \$2,795

SPECTRASCAN

LCA-10-MC Preamplifier

Features high-gain, high-voltage input buffer-amp to eliminate cartridge interaction. Features dual head amps; toroidal power transformer;

dual line outputs; switchable input cap for MM input; separate source and record switches; low-noise MC head amp; inputs for MM, CD, video, tuner, tape 1 and 2; 2 outputs. FR 3-250,000 Hz; THD line amp 0.05% from 20-20,000 Hz; IM 0.05%; S/N 100 dB; sens 100 mV for 1.0 V output. 19 x 3 3/4 x 9 1/2 in; 17 lb \$1,969 Without head amps \$1,569

SUMO

ATHENA II Preamplifier

Fully complementary, Class A discrete line stage. Features all 1% metal-film resistors; polystyrene bypass capacitors; gold-plated input/output jacks; separate record mode select functions; laser trimmed volume potentiometer; CD-direct switch; tape monitor. High-voltage separate L/R ch power supplies; 50 V peak-to-peak output voltage swing. FR 0.2-300,000 Hz - 3 dB; THD <0.005% at 3 V rms; line-stage S/N >100 dB ref 3 V rms output. \$649 Bitstream D/A converter card \$500 Plug-in MM/MC phono card \$150

SUPERPHON

Revelation II Preamplifier

Class A MOSFET with MOSFET current sourcing; fully discrete phono stage with J-FET input, 10-zener-diode power regulators; adjustable bias setting; muting from front panel with auto muting for surge/line protection; metal-film resistors used throughout; 1 phono and 4 line inputs, 2 tape loops. Max power output 5 V rms; FR 2-175,000 Hz; S/N 95 dB; THD <0.5% at 3 V rms; MM/MC output 0.5 mV; 150 mV phono overload; 37 dB phono gain; 20 dB line gain \$749

SP-100 Preamplifier

Power regulation through 2-stage dual-mono shunt regulators. Features zero-gain, zero-feedback, direct-coupled, imp conversion line-stage control device; current traces; panel controls with silver regulators; conductive polymer volume and balance controls; inputs for 5 line sources; tape loop; main output, gold-plated RCA connectors; non-ferrous. S/N 10 kilohms, 200 pF, 95 dB A weighted; THD <0.0018%; input imp 50 kilohms, output imp 250 ohms \$399

SYMPHONIC

The following products are distributed by German Acoustics.

RG 3 Preamplifier

Solid-state design. Outboard power supply, modular Class A design. 6 high-level inputs, MM and MC adjustable inputs. FR 5-300,000 Hz. Chrome finish \$5,000

RG 2 Preamplifier

Solid-state design. 4 high-level inputs, MM and MC adjustable inputs. FR 5-30,000 Hz. Chrome finish \$2,700

RG 18 Preamplifier

Solid-state design. 4 high-level inputs, MM and MC. FR 5-200,000 Hz; imp 100 ohms \$1,395

TARA LABS

Passage Tube Preamplifier

Vacuum-tube design preamp constructed from aluminum alloy with Class A power-supply regulator. Features Space & Time internal wiring; Space & Time AC power cable; rhodium and copper plated RCA connectors; 6 inputs and full tape-switching/dubbing facilities... \$1,498

illinois audio

CHICAGO

SAVE MONEY, TIME AND FREIGHT
ON FAMOUS BRAND
STEREO EQUIPMENT
(800) 621-8042 (312) 664-0020
Hours: Monday Thru Saturday 9-5

RECEIVERS

- TECHNICS SAGX-100 \$149.95
- JVC RXV505TN \$253.00
- SANSUI RZ-9500 \$499.95

CD PLAYERS

- JVC XLV-141TN \$117.00
- TECHNICS SLPG300 \$139.00
- TECHNICS SLPD807 CALL

SPEAKERS

- WHARF DALE DIAM III \$69.00EA
- ALLISON AL-120 \$220.00EA
- JBL PRO-III+ \$489.00

TAPE DECKS

- AIWA ADWX-777 \$179.00
- TEAC W-995RX \$459.00
- TECHNIC SVA-D10 CALL

MINI-SYSTEMS

- SONY MHC-1600 CALL
- PANASONIC SC-CH7 \$609.00
- JVC MX-70 \$679.00

TAPES

- MAXELL MXS-100 10 for \$29.90
- SONY SR-90 10 for \$19.90
- TDK MA-100 10 for \$22.00

PORTABLES

- SONY WM-FX33 \$49.00
- PANASONIC SLNP-1A \$139.00
- JVC PCX-200 \$269.00

VIDEO

- SONY SLV-585 CALL
- JVC HRS-6700 CALL
- SONY MDP-333 CALL

AUTOMOTIVE

- PANASONIC CQ-DP30 \$258.00
- JBL T-900 6X9 \$79.95
- SHERWOOD SCP1002 \$179.00

illinois audio

12 E. Delaware Pl., Chicago 60611

RETURN POLICY: Equipment received within the first 14 days from date of shipment may be returned to us for repair or replacement at no additional charge. After the 14-day period it is the manufacturer's responsibility to repair or replace an item through their US warranty. NOTE: Certain manufacturers require all returns to be processed directly through them and not through us so please ask when making your purchase. All cancellations are subject to a service charge. *Does not include shipping fees.

Prices in this ad are for mail order only. Freight charges not included in prices. All merchandise shipped brand new, factory fresh with full warranty. Not responsible for typographical errors.

PREAMPLIFIERS

Passage Line-Stage Preamplifier. Line-stage-only version of above. Features dual-mono design and construction; TARA Labs 12AU7 vacuum tubes; Space & Time wiring; gold-plated RCA connectors and Space & Time AC power cable. FR 1-100,000 Hz \$995

TECHNICS

SU-A6MK2 Preamplifier

Features infrasonic filter; shelving tone controls; selectable turnover frequencies; audio muting; inputs for MM/MC phono, tape 3, tape 2, aux 2, phono 2, CD player, tuner, computer, VCR, DAT recorder, TV \$800

SU-A40 Preamplifier

Features Class AA phono amp; output amp; high-speed capacitors with electrolyte; active-servo power supply; OFC wiring. 6-position input and recording selector; tape 3 monitor; MM/MC phono selector; tone-defeat switch; subsonic filter; loudness; stereo/mono; muting switches. THD 0.009% MM, 0.01% MC, 0.006% other sources; S/N 79 dB MM, 74 dB MC, 91 dB other sources; FR 30-15,000 Hz \pm 0.2 dB phono, 20-20,000 Hz other sources; ch sep 50 dB at 1,000 Hz. 17 x 4 1/4 x 11 1/2 in; 9 lb \$330

THRESHOLD

Model FET Ten/e Preamplifier

High-level noninverting FET design. Accepts 5 high-level sources and 2 tape decks with full flexibility in record/monitor signal routing. Single stereo input and preamp output, unbalanced or balanced. External power supply. Input J-FETs operated in parallel, doubling transconductance and lowering noise and distortion. Secondary gain stages use cascoded MOSFETs to suppress voltage fluctuations. Circuit boards are military-grade glass-epoxy with gold-over-nickel-over-copper-plated paths. Gold-plated connectors with Teflon insulation. Precision metal-film and wirewound resistors used throughout. Controls for program source selector; record signal routing; monitor signal selection; mode; balance; audio level. Bandwidth DC-125,000 Hz at -3 dB; THD 0.01% at 3 V rms from 20-20,000 Hz into 1,000-ohm load; crosstalk < -75 dB at 20,000 Hz with 1,000-ohm source; noise < -110 dBA referenced to 1 V input. 19 x 1 3/4 x 11 in \$3,200

Model FET Nine/e Preamplifier

Noninverting FET preamp. Accepts inputs from high- and low-level MC, MM, or other velocity-output phono cartridges, 3 high-level sources, and 2 tape decks with record/monitor signal routing. Phono section uses single gain-variable preamp stage. Signal-path topologies and power-regulation circuits derived from FET Ten/e research. External power supply. Circuit boards are military-grade glass-epoxy with gold-over-nickel-over-copper-plated paths. Gold-plated connectors with Teflon insulation. Precision metal-film and wirewound resistors used throughout. Controls for program source selector; monitor signal selection; ch balance; audio level. FR bandwidth DC-125,000 Hz at -3 dB; THD 0.01% at 3 V rms 20-20,000 Hz into 10,000-ohm load; high-level input nom imp 25,000 ohms. 19 x 1 3/4 x 11 in \$2,595

VAC

CPI Tube Preamplifier

Features four 12AX7A and four 12AU7A tubes; handwired using 3 dimensional point-to-point technique; adjustable gain MC phono input; combined passive and active RIAA EQ;

independent regulation for each tube section; separate power supply. 3 line inputs; buffered tape loop; 2 low-impedance main outputs; separate L/R volume and mute switch \$3,000
CPI-L. As above, line stage only \$2,400

YAMAHA

CX-2000 A/V Preamplifier

Features 18-bit, 8x-oversampling digital filter and dual D/A converters. Auto sampling-frequency switching; direct output; 4 video inputs; 4 digital inputs; 1 optical and 2 coaxial digital audio-rec outputs; 10 analog audio inputs; 5 audio and 2 video rec outputs; 12 position rec-out selector; source-direct switch; provisions for simultaneous A/V recording on 2 VCR's; 6-position MM/MC selector; continuously variable loudness control. Titanium finish with wood sidepanels. 33 lb \$1,499

CX-1000U A/V Preamplifier

Features 18-bit, 8x-oversampling digital filter and dual D/A converters. Auto sampling-frequency switching; 4 digital (coaxial and optical) audio inputs and 4 video inputs; 5 audio rec outputs; 2 video rec outputs; 12-position rec-out selector; provisions for simultaneous A/V recording on two VCR's; 1 optical, 2 coaxial digital audio-rec outputs; 6-position MM/MC selector; source-direct switch; audio mute; continuously variable loudness control; RS-system remote control. Black finish. 28 lb \$1,199

CX-830 Preamplifier

Features 8 audio and 3 video inputs; 4 audio and 2 video rec outputs; 8-position rec-out selector; source-direct switch; -40-dB continuously variable loudness control; MM/MC selector; bass and treble controls; subsonic filter; RS-system learning remote control; gold-plated inputs. Black finish \$699

CX-630 Preamplifier

Features 6 audio and 2 video inputs; 4 audio and 2 video outputs; 2 audio and 1 video rec output; 6-position rec-out selector; source-direct switch; provisions for simultaneous recording on two VCR's; -40-dB continuously variable loudness control; MM/MC cartridge switch; bass, treble, and midrange with frequency turnover controls and defeat; subsonic filter; 2 remote-controlled AC outlets. Includes 33-key RS-system remote control. Black finish \$449

YBA BY MUSIC HALL

YBA Signature Preamplifier

Two chassis (one per channel) configuration with individual power supplies that use 200-W transformers and 80 capacitors. Remote control with separate power supply. 1 phono input; 5 line inputs. Max output 8 V; THD < 0.05% at 1 V output; S/N (MC) 85 dB, (MM) 90 dB, (line) 100 dB \$11,000

YBA 1 Preamplifier

Features no resistors in signal path. Custom-made resistors, capacitors, transistors, and nonmagnetic connectors. MC module custom-made transformers. 1 phono input; 5 line inputs. THD < 0.05% at 1 V; S/N (MC) 85 dB \$5,750

YBA 2 Preamplifier

Features separate power supply; integral power-line filtering; bypass switch for direct input (phono or CD); low output impedance; no resistors in signal path. THD < 0.05% at 1 V; S/N (MM) 90 dB, (line) 100 dB \$2,750
YBA 3. Similar to YBA 2. THD < 0.02% \$1,800

SIGNAL • PROCESSORS

ACE AUDIO

6500-SF Active Crossover

Designed for subwoofers. Crossover frequencies from 40-200 Hz slope 12 dB/octave. Distortion 0.002% at 2 V output; includes 1 frequency module \$200
6500-DSB. As above, no filter \$175

6000-SF Active Crossover

Designed for bi- or triamped systems. Features built-in subsonic filter (18 dB/octave below 15 Hz) plug-in frequency module; low 15 Hz; 15 possible crossover frequencies from 200-10,000 Hz at 12-dB/octave; 2 tweeter-level controls. THD and IM 0.002%; input imp 220 kilohms; output imp 100 ohms; hum and noise <90 dB \$200
6000. As above, without subsonic filter .. \$175

6000-6 Active Crossover

Features interchangeable frequency module. 6 dB/octave slope, dual level controls. Distortion 0.002%; noise -95 dB \$194

AMERICAN HYBRID TECHNOLOGY

AHT/X Active Crossover

2-way crossover frequency custom-built (to consumer's requirements) design; fixed frequency setting; high-pass control; gain and input of preamplifier; external power supply. Optional levels and slope control. Adjustable crossover points; FR 1-200,000 Hz; S/N 120 dB; distortion 0.005%; input imp 10,000 ohms, output imp 100 ohms \$5,200

AHT/H Phono Preamplifier

Amplifies high line-level signals from MC cartridges. Non invertible polarity; 1 tape and processor loops; external power supply. Balanced output optional. FR 1-1,000,000 Hz; THD 0.0015% \$3,300

AHT/P Phono Preamplifier

Amplifies low-level MC cartridges. Non invertible polarity; external power supply. FR 1-50,000 Hz; MC phono S/N 98 dB \$2,500

ARCHER BY RADIO SHACK

Archer Surround-Sound Synthesizer/Amplifier

Stereo synthesizer; tone control; front/rear and left/right balance controls. Three selectable inputs; tape output. 5 W/ch; THD 0.5% at 1,000 Hz, 2 W; FR, front, 40-20,000 Hz \pm 3 dB; FR, rear, 80-7,000 Hz \pm 3 dB; S/N 70 dB \$130

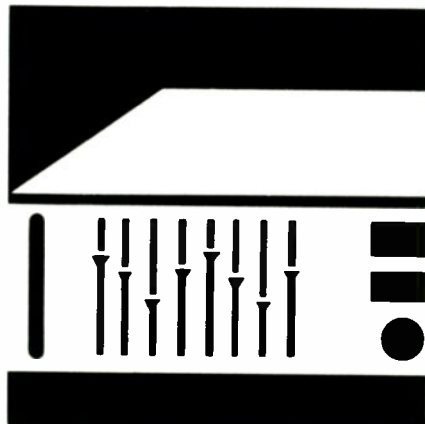
AUDIO CONTROL

R-130 Real-Time Spectrum Analyzer

30-band, analyzer with ANSI frequencies with filter centers 1/2-oct apart. Modes include pink-noise generator with level control and calibrated mic. Features display with moving bar/moving dot option with 2 speeds (fast/slow), microphone or line monitoring, sens level control, switchable 2-dB or 4-dB/step resolution. Includes XLR and RCA jacks. Optional rack mounts available \$649

C-131 30-Band Graphic Equalizer

30-band, mono equalizer with high-speed, constant-Q circuitry, regulated power supply, level matching. Slide controls at ANSI frequencies. High headroom design for placement between preamp and amp or in tape monitor loop. 18-dB/octave subsonic filter with user-switchable frequencies (off, 15, 25, and 35 Hz). Includes XLR and RCA jacks. Optional rack mounts and se-



curity cover. THD 0.005%; S/N 105 dB; FR 10-85,000 Hz \pm 0.5 dB \$529

C-101 Series Two 10-Band Equalizer/Analyzer

10-band stereo graphic equalizer with paired slider controls, 101-LED spectrum-analyzer display. Center frequencies at 32, 60, 120, 240, 480, 960, 1,920, 3,840, 7,680, and 15,500 Hz; \pm 15-dB boost/cut range; 18-dB/octave subsonic filter with -1-dB subsonic roll off at 25 Hz, -3-dB rolloff at 20 Hz, -21-dB rolloff at 10 Hz; phase correlation, rumble-reduction circuit. Selectable peak-reading modes (fast/slow); horizontal LED's indicate SPL; switchable calibration levels from 2 to 4 dB. Variable input sens; auto mic/line input switching; pink-noise generator \$429

Richter Scale III Crossover/Bass EQ/Analyzer

Combines programmable Linkwitz-Riley 24-dB/octave active crossover, 6-band half-octave bass EQ, and warble test-tone analyzer. Center frequencies at 22.5, 31.5, 45, 63, 90 and 125 Hz; \pm 12 dB boost/cut range. Source/tape monitoring; mono and inverted-mono outputs for bridging; gold-plated jacks. FR 3-100,000 Hz \pm 1 dB; THD 0.005%; input imp 100,000 ohms; output imp 150 ohms, S/N 120 dB \$349

Ten Plus Series Two 10-Band EQ/Analyzer

10-band stereo graphic equalizer with paired slider controls; LED indicators in slide controls and warble tone-analyzer. 18 dB/octave subsonic filter; tape EQ with LED indicator. FR 3-100,000 Hz \pm 1 dB; THD 0.005%; S/N 120 dB \$329

Phase-Coupled Crossover/Bass Restorer

Active crossover with patented bass-restoration circuitry. 18-dB/oct subsonic filter; 18-dB/oct crossover with output level control. Programmable active crossover; in/out switch; tape monitor; rack mount. FR 5-100,000 Hz \pm 3 dB; S/N 118 dB; THD 0.005%; IM 0.01% \$259

Ten Series Two 10-Band Graphic Equalizer

10-band stereo EQ with paired sliders, video sound input, and switching. Center frequencies 31.5, 63, 125, 250, 500, 1,000, 2,000, 4,000, 8,000, 16,000 Hz; 12 dB boost/cut; 18 dB/octave subsonic filter. Features LED's in slide controls. FR 3-100,000 Hz \pm 1 dB; THD 0.005%; S/N 120 dB. 17 x 3 1/4 x 7 1/4 in \$229

The Architect In-Wall-Speaker Optimizer

6-band EQ with center frequencies and filter Q's set to match FR characteristics of in-wall speakers. User-adjustable boost and cut controls for all 6 bands; 18-dB/oct subsonic filter with programmable rolloff frequency. THD 0.005%; S/N 110 dB; FR 5-50,000 Hz \pm 3 dB \$189

Octave 10-Band Graphic Equalizer

10-band stereo EQ with paired-octave slider controls; tape-record EQ. 18-dB/octave subsonic filter. FR 3-100,000 Hz \pm 1 dB; S/N 118 dB; THD 0.008%. 17 x 2 1/2 x 6 in; 6 lb \$159

AUDIO DESIGN ASSOCIATES

SSD-66 Surround-Sound Processor

6 channels with Dolby Pro Logic. Features autobalance; auto mono enhancement; digital volume control; 4-quadrant vector scope indicating volume levels; serial data communication port for integration with System 3000 multiroom A/V system. 19 x 1 3/4 x 16 1/2 in ... \$1,695

AUDIO RESEARCH

EC22 Active Crossover

Two-way, solid-state design. Mute switch, auto muting and level matching. FR 0.02-450,000 Hz -3 dB; S/N 120 dB. 19 x 5 1/4 x 10 1/4 in ... \$2,600

AUDIOSOURCE

EQ-Ten 12-Band Graphic EQ/Analyzer

Center frequencies at 25, 40, 63, 100, 160, 250, 500, 1,000, 2,000, 4,000, 8,000, 16,000 Hz; \pm 1 dB boost/cut range. Pink-noise generator; computer-controlled EQ for listening-room acoustics. 4 EQ-curve presets; 32-function wireless remote control; 2 tape inputs/outputs; dubbing 1-2 and 2-1 with or without EQ; LED display for L/R channels; 12 LED indicators for spectrum analyzer. FR 5-120,000 Hz, \pm 1 dB; THD 0.008% at 1 V output. 16 1/2 x 3 1/2 x 8 3/4 in; 7.75 lb \$430
EQ-Nine. As above, without remote \$300

SS-Three Surround-Sound Processor

Features Dolby Pro Logic; 30-W rear-ch amp with line output for center and subwoofer channels plus additional line for surround for higher-power amplifiers; toroidal power transformer; switchable subwoofer crossover; variable subwoofer output-level control; adjustable time delay; auto balance and auto calibration for L/R inputs; wireless remote control; rear, center, and master volume. FR 20-20,000 Hz \pm 3 dB; S/N 90 dB \$400

SS-One/II Surround-Sound Processor

Features 30-W rear-ch amp; adjustable time delay; LED audio-level indicators; preamp outputs; synthesis and matrix stereo/surround for non-Dolby-encoded soundtracks. FR 20-20,000 Hz, \pm 3 dB; S/N 85 dB \$200
SS-Two. As above, with remote \$250

EQ-Eleven 10-Band Graphic EQ/Analyzer

Center frequencies at 30, 60, 120, 240, 500, 1,000, 2,000, 4,000, 8,000, 16,000 Hz; \pm 12 dB boost/cut range. Unity gain capability; A/V inputs; 2 tape loops; front-panel LED indicators; spectrum analyzer \$200

EQ-Eight/II Graphic Equalizer

Features 90-LED spectrum display; LED's on slide controls; \pm 12 dB boost/cut; audio inputs plus second set of A/V inputs or other high-output sources; EQ-rec switch; EQ defeat; tape-monitor switch. FR 5-100,000 Hz \pm 1 dB; S/N -80 dB; THD 0.03%. 16 1/2 x 2 3/4 x 7 3/4 in; 5 lb \$160

AZDEN

AVS-20 Audio/Video Selector

4 A/V line inputs, 1 A/V line output, and 1 monitor output. Microphone input; S-video jacks; mixing balance control. FR 10-100,000 Hz; ch sep 80 dB at 1,000 Hz \$130
AVS-20. As above, no mic mixer \$110

SIGNAL • PROCESSORS

BBE

BBE-1002 Sonic Maximizer

Designed to correct phase and amplitude distortion inherent in all speakers. Separate low-contour; definition controls \$229

BRYSTON

Model 10B Active Crossover

Front-panel switching controls filter settings, rolloff frequency, and slope. Discrete amplification buffer and filter stages. 1% metal-film resistors and polystyrene capacitors. Balanced inputs/outputs \$1,350
Unbalanced inputs/outputs \$1,195

BP6 Phono Preamp

Features MM phono stage; balanced outputs; polarity inverter. MM phono sens 1.25 mV for 0.5-V output at 1,000 Hz; MM phono overload 200 mV; MM phono input capacitance 220 pF; MM phono S/N 80 dB; MC phono S/N 80 dB . \$650

TF-1 MC Phono Preamp

MC phono stage; designed to provide sufficient voltage to any preamp from low-output MC cartridges; does not invert polarity. FR 5-30,000 Hz ± 0.5 dB; MC phono S/N >85 dB unweighted. 2 x 3 x 4 in \$500

CARVER

DPL-33 Dolby Pro Logic Decoder/Amplifier

Features automatic balance adjustment; 25 W for center ch, 15 W/ch for rear; 2 delay settings; 24-LED display and volume controls for front left/right, center, and surround channels; remote control. FR 1-60,000 Hz $+0, -0.03$ dB; THD 0.05%; S/N 85 dB A-weighted \$450

H-9AV Sonic Hologram Generator

For ambience enhancement. Features vocal Zoom circuitry; includes additional L-R and L+R outputs. THD 0.01%; FR 5-60,000 Hz -0.3 dB; S/N 100 dB \$300

ECS-U Speaker-Enhancement System

Features Sonic Hologram Generator for ambience enhancement; high frequency trim EQ, bass Q EQ; Gundree Perspective presence EQ, and sub-bass restoration circuitry. Connects in tape monitor or outboard processor loop of any receiver, preamp, or integrated amp. THD 0.01%; FR 5-60,000 Hz -0.3 dB; S/N 100 dB \$300

MC1 Moving-Coil Transformer

Matches low output of MC cartridge to standard MM phono stage. Selector switch for 3.9, 39, 110 ohms. Gain 24 dB; 1.5 lb \$225

Z-1 Wide-Band Z Coupler

Impedance-matching device enables Carver Magnetic Field power amplifier to be used with receiver or integrated amplifier. Presents non-inductive load to amp in receiver or integrated amp \$49

CELLO

The Audio Palette 6-Band Graphic Equalizer

Center frequencies at 15, 120, 500, 2,000, 5,000, and 25,000 Hz; 24 dB boost/cut. Class A discrete circuitry; 48 discrete amplifiers; nine 59-notch rotary controls. Front input selector; L/R input-sens controls; one 3-pin Fischer balanced input; 3 RCA unbalanced inputs; absolute-phase, EQ and output-level controls .. \$17,000

Palette Preamp/6-Band Equalizer

6-band line-level preamp/EQ with center fre-

quencies at 20, 120, 500, 2,000, 5,000, and 20,000 Hz. Controls: inputs 1-5, left/right input level, EQ in/out; output level. 5 RCA line-level inputs; 2 RCA rec outputs \$7,500

COUNTERPOINT

SA-9 Tube Phono Preamp/Equalizer

Vacuum-tube phono-cartridge preamplification and equalization system with independent MC and MM circuits. Isolinear design for max isolation and linearity. Input for MM and MC phono. FR 1-180,000 Hz, ± 3 dB; THD <0.1% at 2 V rms output level. 19 x 4 1/2 x 14 1/2 in; 20 lb ... \$3,995

CROWN INTERNATIONAL

FFX-2 2/3-Way Crossover

Mono network. Crossover frequencies changed by plug-in resistors; 18 dB/oct high-pass and low-pass filters. FR 20-20,000 Hz ± 0.1 dB; THD <0.05%; IMD <0.05%; S/N >100 dB; input imp 20,000 ohms balanced, output imp 600 ohms. 19 x 1 1/4 x 6 1/2 in. 4.5 lb \$345

DB SYSTEMS

DB-3-36 2-Way Crossover

Includes power supply. High and low outputs in phase with one another; diode-protected inputs. THD <0.0008%; input imp 90,000 ohm; max output imp 1,400 ohms; rated output 3 V into 10,000 ohms with 3-V input \$565

DB-3 2-Way Crossover

Fixed-frequency active crossover with 6 or 12 dB/octave slopes. Features separate power supply; screwdriver-adjustable output-level controls. FR 10-100,000 Hz ± 3 dB; S/N 100 dB; THD 0.003%. 8 1/2 x 3 1/4 x 7 in. 2.5 lb \$292
3-way, 18 dB/octave \$539
2-way, 18 dB/octave \$384
2-way, 100 Hz, 18 dB/octave \$322
DB-2A. Power supply \$85
DBP-1. Auxiliary cable \$18

DB-3-24 2-Way Crossover

24-dB/oct network designed to minimize irregularity in radiation pattern through crossover region. High- and low-pass outputs in phase with one another, 6 dB down at crossover point. Requires DB-2A power supply or DBP-1 cable. User specifies frequency \$490
DB-3-24-100. As above, set at 100 Hz \$405

DB-5 Tone Control

Tone control with 3 high- and 3 low-break frequencies; low-frequency-boost switch and outputs for sum and difference signals. FR 10-100,000 Hz ± 3 dB; S/N 96 dB; THD 0.0008%; IM 0.001%. Requires DB-2A power supply or DBP-1 aux cable if used with DB Systems equipment. 8 1/2 x 3 1/4 x 7 in; 2.8 lb \$420

DB-4B Moving Coil Phono Pre-Preamplifier

MC-cartridge pre-preamp with low-noise cascade amps, diode-protected inputs. Features internal low/medium/high-gain switch. THD 0.0008%; 20-20,000 Hz at 1 V; noise -86 dB at 1 mV; FR 10-100,000 Hz $+0, -0.1$ dB; input/output imp 9,000 ohms, 2,000 pF/220 ohms; max load 10 kilohms, 3,000 pF \$205
With DBP-4 coupler, DB-2A power supply \$275

DB-7 Phase Inverter

Phase inverter and bridging adaptor with super-sonic and subsonic filters (18 dB). FR 10-100,000 Hz ± 1.5 dB; S/N 109 dB; THD 0.003%; IM 0.003%. Requires DB-2A power supply or DBP-1 aux cable if used with DB equipment. 6 1/4 x 2 1/4 x 4 1/2 in; 1 lb \$205

DBP-11 Phono Capacitance Switch Box

Features front-panel-switchable 100-400-pF loading for 2 MM phono cartridges. Phono jacks, plugs are gold-plated \$80
DBP-11MC. As above, with resistive values. 5 ohm load \$80

DBP-2J/5 Passive Switch Box

Switching module with 10 inputs and 2 outputs for switching 5 turntables, tape decks, amps, and signal processors. Selectable cartridge loading with DBP-6 or 6MC. A-B comparisons possible with 2 Y-Adaptors \$70
DBP-2JAU/5. As above, gold-plated jacks . \$90
Alps volume control \$40

DBP-6 Phono Equalization Kit

Adds 100-400-pF capacitance to phono input of preamp or receiver. 2 gold-plated Y adaptors and gold-plated phono plugs with polystyrene capacitors wired to 100, 150, 200, 300, 400 pF. Resistive load (1%) included \$37
DBP-6MC. As above, with MC cartridge. Loads are 1% 10-, 20-, 50-, 100-, 200-metal-film resistors. Two empty plugs included \$37

DECOURSEY

The following are sold separately or packaged in a modular crossover system.

Model 120 Crossover Cabinets

Wired and fitted with filter sockets, output jacks, and regulated power supply for specified crossover system.

Model 120-Q8 \$105

Model 120-T8 \$98

Model 120-B4 \$85

Model 120 Modular Crossover Systems

Stereo Quad-amp, 2 SS or SSB. 120-Q8; 6 duals; 2 SS or SSB filters. 6, 12, or 18 dB/oct ... \$401
As above, 24 or 30 dB/oct \$491
Stereo Quad-amp, SW & SS. 120-Q8; 6 duals; 1 summer; 1 SS or SSB. 6, 12, or 18 dB/oct \$397
As above, 24 or 30 dB/oct \$487
Stereo Quad-amp, Single Woofer. 120-Q8; 6 duals; 1 summer. 6, 12, or 18 dB/oct \$373
As above, 24 or 30 dB/oct \$463
Stereo Quad-amp. 120-Q8, 6 duals. 6, 12, or 18 dB/oct \$353
As above, 24 or 30 dB/oct \$443
Stereo Tri-amp, SS 2 Channels. 120-T8S, 4 duals, 2 SS or SSB filters. 6, 12, or 18 dB/oct \$311
As above, 24 or 30 dB/oct \$371
Stereo Tri-amp, SW & SS. 120-T8S, 4 duals, 1 summer, 1 SS or SSB. 6, 12, or 18 dB/oct \$307
As above, 24 or 30 dB/oct \$267
Stereo Tri-amp, Single Woofer. 120-T8S, 4 duals, 1 summer. 6, 12, or 18 dB/oct \$283
As above, 24 or 30 dB/oct \$343
Stereo Tri-amp. 120-T8, 4 duals. 6, 12, or 18 dB/oct \$263
As above, 24 or 30 dB/oct \$323
Monaural Quad-amp. 120-Q8, 3 duals. 6, 12, or 18 dB/oct \$229
As above, 24 or 30 dB/oct \$289
Stereo Bi-amp, 2 SS, 120-B4S, 2 duals, 2 SS or SSB. 6, 12, or 18 dB/oct \$216
As above, 24 or 30 dB/oct \$245
Stereo Bi-amp, SW & SS. 120-B4S, 2 duals, 1 summer, 1 SS or SSB. 6, 12, or 18 dB/oct \$212
As above, 24 or 30 dB/oct \$242
Stereo Bi-amp, Single Woofer. 120-B4S, 2 dual filters, 1 summer. 6, 12, or 18 dB/oct ... \$188
As above, 24 or 30 dB/oct \$218
Monaural Tri-amp. 120-T4, 2 duals. 6, 12, or 18 dB/oct \$180
As above, 24 or 30 dB/oct \$210
Stereo Bi-amp. 120-B4, 2 dual filters. 6, 12, or 18 dB/oct \$168

SIGNAL • PROCESSORS

As above, 24 or 30 dB/oct. \$198
Monaural Bi-amp. 120-B4, 1 dual filter, 6, 12, or 18 dB/oct. \$126
 As above, 24 or 30 dB/oct. \$141

Active Filters

Plug-in Filter Module. Single high-pass and low-pass. Matched pair \$47
 Dual pair, 6, 12, or 18 dB/oct. \$41
 Dual pair, 24 or 30 dB/oct. \$56
 Socket \$1.25
500 Series Filter. Dual; plug-in capability; holds high-pass and low-pass filter, 6, 12, or 18 dB/oct. \$44
SS Filter. Plug-in subsonic or ultrasonic filter. Installed \$24
 Uninstalled \$23
SSB Filter. Plug-in subsonic with bass-boost filter. Installed \$24
 Uninstalled \$23

DELTEC

The following product is distributed by Kevro International.

DSP50S-D Phono Preamp

Features phono-stage-type circuitry; MC input; external power supply. S/N MM phono 80 dB, MC phono 74 dB; sens MM phono 0.25 mV; overload MM phono 200 mV \$900

DYNACO

QD-1A Surround-Sound Decoder

5-ch passive Dolby Surround decoder with channeling for L/R speakers. Based on Dynaco matrix system \$70

ESOTERIC SOUND

Re-Equalizer

Passive EQ with separate bass and treble controls. FR 20-20,000 Hz \pm 0.5 dB; THD < 0.02%; hum and noise 85 dB below output; turnovers: flat, 300 Hz, 400 Hz RIAA, 700 Hz; max input 3.5 V rms \$265

EXPRESSIVE TECHNOLOGIES

SU-1 Phono Preamp

Step-up transformer for MC cartridges. Gain 28 dB fixed; phono overload 1,000 mV; FR 0.7-150,000 Hz \pm 0.1 dB; S/N 100 dB; 19 x 5 3/4 x 8 1/2 in; 35 lb \$2,500

FISHER

ASR-975 Surround-Sound System

Dolby Surround Sound processor with Pro Logic circuitry, amp, and speakers. Switchable surround modes; Dolby, simulated stadium and concert hall. Adjustable time delay: 15, 20 or 30 ms; built-in calibration signal source. S-video terminal; tone control; multiple A/V inputs. 3 full-range speakers included. 20 W x 3 ch into 8 ohms from 20-20,000 Hz with < 0.4% THD \$600
 CAV-975. As above, without speakers . . . \$500

FOSGATE-AUDIONICS

Model Three Surround Processor

7 channels plus active crossover for mono/stereo subwoofers. Features proprietary Digital Servo Logic steering circuitry and 9 surround parameters including Dolby Pro Logic and Dolby Pro Logic with THX. 6 A/V inputs (4 composite video, 2 S-type video); separate record bus; internal pink-noise generator for calibration; Microprocessor controlled with multifunction remote control \$2,199

Model Two Surround Processor/Amplifier

10 channels, including mono and stereo subwoofer outputs. Features Digital Servo Logic steering circuitry and 60-W amp. Modes include surround, Dolby Pro Logic and Dolby Time Link with adjustable delay. Pink-noise generator; multifunction remote control. FR 5-100,000 Hz; THD < 0.05% \$1,299

Model One Surround Processor

6 channels including subwoofer output. Features Digital Servo Logic steering circuitry and 60-W/ch amp. 9 operating modes for music and video surround processing. Bass equalizer; pink-noise generator; FR 5-100,000 Hz; < 0.05%. 17 x 3 1/2 x 11 in; 11 lb \$699

GOLD SOUND

All components are rack mount able and have black anodized-aluminum front panels and smoked-plexiglass security covers, except the 30M8 Spectrum Analyzer.

Model 30M8 30-Band Spectrum Analyzer

Portable 1/3 octave, 30-band real-time spectrum analyzer with 8 memory presets. Features LED monitor to measure 25-20,000 Hz FR from 32 to 128 dB; flat, A and C weighting; line and mic input; calibrated, omni, detachable microphone with internal 12-V rechargeable battery and external recharger \$659
 Pink-noise generator \$89
 High SPL model measures 52-153 dB \$99

GS424EQ Active Crossover/Equalizer

Features 4-ch bi-amp design; fixed-bass EQ 20 Hz; subsonic filter; mono subwoofer plus stereo midrange and tweeter outputs; variable frequency setting (40-9,000 Hz); 12 high-pass, low-pass, and midrange controls; Linkwitz-Reilly filters. S/N 102 dB; THD 0.02%; input 0.75 V; crossover slope 24 dB \$559
GS424SEQ Active Crossover. As above, additional stereo bass output \$599

GS224EQ Active Crossover/Equalizer

Features fixed-bass EQ; subsonic filter; mono bass and stereo satellite outputs; variable frequency setting (40-4,200 Hz); 6 high-pass and low-pass controls; Linkwitz-Reilly filters. S/N 102 dB; THD 0.002%; input level 0.75 V; crossover slope 24 dB \$459
GS224SEQ Active Crossover. As above, with variable frequency setting (40-4,000 Hz) . . \$499

GS424 Active Crossover

4-channel biamp or triamp; stereo output; variable frequency setting (40-9,000 Hz); 12 high-pass, low-pass, and midrange controls; Linkwitz-Reilly filters. S/N 102 dB; THD 0.002%; input 0.75 V; crossover slope 24 dB \$399

GS224 Active Crossover

Features stereo output; variable frequency setting (40-4,200 Hz); 6 high-pass and low-pass controls. S/N 102 dB; THD 0.002%; input level 0.75 V; crossover slope 24 dB \$399

HITACHI

HA-VSEX Surround-Sound Processor

Features DSP processor with 6 surround modes, including Dolby Pro Logic, hall, live, simulated stereo. 6 video/3 audio inputs; independent 4-ch power amp \$750

HOME THEATER PRODUCTS

FX-g3000 Surround-Sound Processor

7 channels. Features Dolby Pro Logic; 3 modes

including surround and mono-enhance; 25-W/ch amp for rear channels. Delay, null, and volume control; test tone; center-channel balance; full remote capability. FR 18-20,000 Hz; THD 0.025%; sep 65 dB (front center to surround), 45 dB (L/R); input imp 47,000 ohms, output imp 470 ohms. Gold-finish front panels. 17 x 2 3/4 x 9 1/2 in; 9 lb \$600
FX-g3000. As above, black \$530

Model FX-1000 Surround-Sound Processor

7 channels. Features Dolby Surround; 3 modes including surround and mono-enhance mode; 20-W/ch amplifier for rear channels. Surround and master volume control. FR 18-40,000 Hz \pm 0.5 dB; total harmonic distortion 0.25% (surround channel), 0.05% (front channel); separation 50 dB (front center to surround), 35 dB (L/R); input impedance 47,000 ohms, output impedance 10,000 ohms. 17 x 2 3/4 x 8 1/2 in . . . \$290

INTERNATIONAL COMPONENTS

VSP3600 A/V Surround Processor/Decoder

Features 10 W/ch surround amp and DNR. Surround-compatible matrix-decoding circuitry. Variable time delay 10-30 ms; stereo synthesizer/expander; surround-output; master volume control; tape-output jacks; input-level indicators; gold-plated connectors \$104

VSP2400 A/V Surround Processor/Decoder

Connects to main front-ch amp and rear-ch amp to provide surround processing; matrix decoding circuitry. Features 10-ms time delay; input-level LED indicators; gold-plated connectors \$56

VSS1800 A/V Surround Simulator

Compatible with any solid-state amp; extracts simulated surround ambience from any stereo source. Features level control; noise eliminator. 6 x 2 1/2 x 4 3/4 in \$35

JRM

Model 3BPB/X8 Active Crossover

Crossover with 2, 3, 4-way stereo modes. Features 18-dB/octave slopes; polypropylene capacitors; gold-plated electromechanical devices; sub- and ultrasonic filters; independent high-, low-pass frequency selection via plug-in modules; stereo/mono subwoofer outputs; S/N 94 dB; T-D 0.001% \$1,125
3BPB/X4. As above, 2-way only \$750

Remote 6-Band Graphic Equalizer

Features separate L/R controls; gyrator circuits; 2% polypropylene capacitors; gold-plated electromechanical devices; -35 dB continuously variable loudness range; switched resistor EQ and balance controls; unity gain control. Requires JRM preamp or 3BPB crossover as base unit. S/N 98 dB; THD 0.001%; FR 4-50,000 Hz - 3 dB \$625

JVC

SU-A400 Surround-Sound Processor

3 channels. Dolby Surround, hall, and simulated-surround modes. Features 10-W/ch amplifier; left/right calibration control; adjustable (15-30 ms) delay time; rear-speaker volume control; line-level output; headphone jack; wireless remote control. 10 W/ch into 8 ohms from 40-20,000 Hz with < 0.5% THD; FR 20-20,000 \pm 3 dB hall/simulated, 30-7,000 Hz \pm 3 dB Dolby Surround; S/N 85 dB hall/simulated, 63 dB Dolby Surround. 17 1/4 x 2 1/4 x 11 in; 8 lb \$305
SU-A30. As above, no remote control . . . \$235

SIGNAL • PROCESSORS

Super Digifine Series

XP-A1010TN Digital Ambience Processor
16-bit, 4x-oversampling D/A converter; 16-bit, 64x-oversampling A/D converter with 48-kHz sampling rate; listening-room and source-program ambience compensation; adjustable room-size, liveness, low-pass-filter, reverb-level, high-frequency reverb, and offset-delay ambience parameters; adjustable listening-room size, listening-room reverb; source reverb, and source point/spread parameters. Optical and coaxial digital inputs and outputs; auto 32/44.1/48 kHz sampling-rate switching for coaxial DAT input; analog line-level inputs and outputs; 20 preset and 20 user-programmable sound fields; selectable 4/6-ch. Includes multi-function remote control with motor-driven volume control. FR 5-100,000 Hz +0, -3 dB main out; THD 0.002% at 1,000 Hz main out; S/N 110 dB main out. 17¼ x 4 x 14¼ in; 13 lb .. \$1,200

KENWOOD

GE-7030 14-Band Graphic/Parametric EQ
Independent L/R ch adjustment; 7-band spectrum-analyzer display; frequency shuttle dial; 6 factory-preset genres; 5 EQ patterns per genre; 3-position parametric EQ. Features mic mixing; self-demo mode; tape-monitor loop; mic input. FR 10-70,000 Hz ±3 dB; THD 0.006% at 1,000 Hz; S/N 100 dB; input imp 47 kilohms, output imp 2.2 kilohms. 17¼ x 5¼ x 14¼ in; 11 lb \$379

GE-4030 7-Band Graphic Equalizer
Independent L/R ch adjustment; 7-band spectrum-analyzer display with adjustable level; range switchable between ±12 dB and ±6 dB; 10 EQ memory presets (5 factory/5 user); separate L/R ch FL displays; reverse mode switch; instant FLAT response key; EQ recording capability; system remote compatible. FR 10-50,000 Hz +0 dB, -1.5 dB; THD 0.006% at 1,000 Hz; S/N 100 dB; input imp 50 kilohms, output imp 2 kilohms. 17¼ x 3¼ x 10¾ in; 7.7 lb \$249

Surround-Sound Processor
Dolby Surround decoder with switchable 20-ms and 30-ms digital delay; theater surround mode; hall surround mode; 5-point LED calibration indicator; input balance control with center detent; motorized volume control; 10 W/ch amp for rear-speaker system \$249

KINETIC AUDIO

3-Point Mono Crossover/Level Control
Mono passive crossover/level-controller with 60, 90, 180 Hz crossover points. Can be built into Kinetic subwoofers. Features mid/high-pass filter; crossover level control \$150

4-Point Low-Pass Mono Crossover
Passive subwoofer crossover with 60, 90, 180, and 350 Hz crossover points. Can be built into Kinetic subwoofers. Imp 6-8 ohms \$150

KLARK-TEKNIK

DN360 30-Band Graphic Equalizer
Dual-channel ½-octave graphic EQ. Features 30-mm oil-damped precision slide controls; center frequencies between 25 and 25,000 Hz. XLR balanced outputs; unbalanced outputs with optional transformer balancing and security covers. Total harmonic distortion 0.01% at 1 kHz; frequency response 20-20,000 Hz ± 0.5% dB. 10 lb. 19 x 5¼ x 8 in \$1,795

DN410 Parametric Equalizer
5-band dual or 10-band mono EQ. 3-position

range switch for each filter. Each channel incorporates two-frequency sweepable shelving filters and input level control. XLR balanced outputs; unbalanced outputs with optional transformer balancing and security covers. THD 0.01% at 1 kHz; FR 20-20,000 Hz ± 0.5 dB. 10 lb. 19 x 3½ x 9¼ in \$1,195

DN 332 16-Band Graphic Equalizer
Dual-channel ¾-octave graphic EQ. Features 45-mm oil-damped precision slide controls; center frequencies between 20 and 20,000 Hz. XLR balanced inputs and unbalanced outputs with optional transformer balancing and security covers. Total harmonic distortion 0.01% at 1 kHz; frequency response 20-20,000 Hz ± 0.5 dB. 7½ lb. 19 x 3½ x 8 in \$1,095

KLYNE AUDIO ARTS

7PX RIAA Phono Preamplifier
Stand-alone phono preamplifier with external power supply. Compatible with line-level preamp, digital preamp with an analog line-level input, or with passive switchbox/controller. Adjustable gain and high-frequency contour for MC cartridges. Bandwidth 0.5-150,000 Hz; input imp adjustable 100-47 kilohms, output imp 300 ohms. Anodized face panel in light gold or black finish, oak side bars with black hand-rubbed finish, and chassis in black paint finish. 19 x 2½ x 11½ in; preamp 20 lb; and power supply 3.4 lb \$3,450

KOSS

EQ/30 3-Band Graphic Equalizer
Compact EQ for portable systems. Center frequencies controlled at 100, 1,000, and 8,000 Hz; ±10 dB, THD .2%. Equipped with removable belt clip; powered by 2 AAA batteries. 2½ x 2 x 1 in \$40

KRELL

KBX Active Crossover
Any crossover frequency. Fully balanced with 2-way stereo and 3-way mono \$3,500

B&W 800 Series Active Bass Alignment Filter
For B&W speaker model 800, 801, and 802 \$1,200

DSN-1 Digital Source-Switching Systems
Multi-input, multi-output digital switching network. 5 digital inputs: 2 coaxial, 2 Toslink, and 1 balanced; 4 digital outputs: 2 Toslink, 2 coaxial. AT&T fiber optics available \$950

LEXICON

CP-3 THX Film and Music Processor
4 input selectors; 32 character alphanumeric display; 9-segment input level display; 300 mV rms min input level; 6-V rms max output level; input imp 100 kilohms; output imp 500 ohms; THD .023% at 1,000 Hz max level; FR unprocessed channels 10-100,000 Hz +1, -3 dB; S/N 90 dB min. Rack-mount adaptors and hardware included. 17½ x 3¼ x 14½ in. 18.25 lb \$2,895

CP-1 Digital Environment Processor
Digital processor with auto azimuth-error correction for Dolby Surround. Features ambience extraction; ambience synthesis; reverb; 32-character alphanumeric display; 12-segment headroom display; 2 back lit mute indicators. S/N 85 dB; imp, input 50,000-ohms. 500-ohm output. 17 x 2½ x 12½ in; 11 lb \$1,395

CP-2 Digital Surround Processor
Digital processor with auto azimuth and auto input balance. Features 16-bit D/A converters; music logic; 6 outputs; remote control; polypropylene capacitors; 12-segment parametric display. S/N 85 dB; 50-kilohm input, 500-ohm output. 17 x 2 x 12 in; 11 lb \$895

LUXMAN

F-116 Digital Surround-Sound Processor
Features A/D converter at inputs and digital-analog converter at outputs. Dolby Pro Logic decoder; proprietary decoding logic program for mono film soundtracks; center-channel and subwoofer outputs; parameter adjustments; balance control; rear delay adjustment (0-32 ms). FR 10-16,000 Hz +1, -3 dB; S/N >80 dBA; THD <0.05%. 17 x 2½ x 12½ in; 11 lb \$950

LE-109 Phono Preamplifier
Features MC/MM inputs; variable gain and impedance switches; MC straight circuit; subsonic filter; 3-step attenuator selector. FR 20-20,000 Hz ±0.3 dB; total harmonic distortion 0.005% (2 V at 1,000 Hz); signal-to-noise ratio 100 dB. 17¼ x 2½ x 12¼ in; 10 lb \$500

M&K

LP-1S Active High-Pass Crossover
Line-level active high-pass filter for bi-amping with M&K subwoofers. Crossover point 100 Hz at 18 dB/octave. Available in 8½-in front panel or 19-in rack mount. Includes bypass switch \$350
Without bypass switch \$325

VF-100 High-Pass Filter
Features inputs, high-pass outputs for main amp, and high-pass outputs for subwoofer's preamp-level inputs. Available in versions for amps with imp <37,500 ohms, imp 37,500-75,000 ohms, and imp >75,000 ohms. 6 dB/octave filter slope at 100 Hz \$75 ea

MARANTZ

AX-1000 Digital Signal Processor
Computer microprocessor controls two 32-bit signal processors that to measure speaker output and calculate 28 digital-filter algorithms for desired level of EQ. Features 16-bit A/D converter; surround-sound DSP modes; headphone processor. Continuously variable 3-band parametric EQ; adjustable digital dynamic range compressor/expander; digital interpolation scratch-noise suppressor, said to eliminate most scratches on LP's; white- and pink-noise generator; 27-band real-time analyzer. Two 4-in front-panel color LCD's show all operating menus and FR graphs. Optical and co-axial digital inputs/outputs; analog inputs/outputs. Track-ball type remote \$15,000

MARCHAND

XM6 Active Crossover
Features 4th-order constant-voltage design; provides low-pass and high-pass outputs. Adjustable frequency from 20-5,000 Hz; LED display of crossover frequency; remote control with 15-ft cable; level controls for L/R channels; damping control. FR 2-100,000 Hz ±3 dB; THD 0.01% at 1,000 Hz; output imp 10 ohms; S/N 110 dB. 17 x 8½ x 2¾ in \$495
XM6-RS. RS232 interface for above \$70

XM9-AA Active Crossover
Features 4th-order constant-voltage design; provides low-pass and high-pass outputs; RCA

SIGNAL PROCESSORS

input/output connectors. Adjustable frequency from 20-5,000 Hz; level controls. FR DC-100,000 Hz ± 0.2 dB; THD 0.001% at 1,000 Hz; output imp 50 ohms; S/N 110 dB. Includes 17-in cabinet and power supply \$275
XM9-A. As above, without cabinet and power supply \$50

WM8 Equalizer

Employs 4-amplifier quadratic filter with additional op-amps; rumble filter; 20-Hz subsonic filter; bypass switch; tape-monitor switch. Circuit comprises high-speed op-amps; film capacitors; metal-film resistors. Rotary control for each channel. 17 x 2 $\frac{1}{2}$ x 8 $\frac{1}{2}$ in \$85

XM16-AA Active Crossover

Features 8th-order constant-voltage design; provides low-pass and high-pass outputs; RCA input/output connectors. Adjustable frequency from 20-5,000 Hz; level controls. FR DC-100,000 Hz ± 0.2 dB; THD 0.001% at 1,000 Hz; output imp 50 ohms; S/N 110 dB. Requires power supply \$75

XM1 Active Crossover

Features 4th-order constant-voltage design; provides low-pass and high-pass outputs. Adjustable frequency from 20-5,000 Hz. FR 10-100,000 Hz ± 0.2 dB; THD 0.01% at 1,000 Hz; output imp 100 ohm; S/N 110 dB \$24

MARK LEVINSON

Model 30 Reference Digital Processor

20-bit D/A converter; two vertical towers separate left and right analog circuitry from digital circuitry in central section; six XLR inputs; two Hewlett-Packard EIAJ-standard (Toslink) optical connector inputs; two paths for digital output to recording devices or other digital equipment; analog output balanced via Swiss-made gold-plated XLR's; single-ended RCA output; microprocessor-based user interface; self-testing procedure checks each input for proper configuration; power supply located in separate chassis; 3 PLL's for incoming signals. . . \$13,000

LNC-2 Active Crossover

Modular system for crossover of line-level signals; 4 active filters (2 high pass, 2 low pass); on/off switch for each filter; internal stereo/mono switch; Camac connectors; 18 dB/octave slopes, optional 6-dB or 12-dB slopes for 3-way stereo operation; output level controlled by 10-turn locking potentiometer on front panel. THD 0.002%; wideband noise 102 dBV unweighted; accuracy within 5% of specified crossover point; separate power supply; load regulation 0.05%; wideband noise output 18 μ V. . . \$4,000

McINTOSH

MQ 107 Custom Equalizer

Features 14 programmable filters, 7 per ch. 9.5 lb \$650

MELOS AUDIO

MA-333 Phono Preamp

2-chassis preamp of dual-mono construction. Features zero feedback; 60-dB RIAA amplification; similar circuitry to MA-222/B; large toroidal transformers; regulated power supplies; Balanced XLR's and single end front-panel inputs; Tiffany and Neutrik connectors \$2,395

MEMOREX BY MEMTEK

DS-10 Surround-Sound Processor/Amp

Dolby Surround decoder. Features 20 W/ch for

rear speakers, or 5 W x 4 to front and rear speakers; input balance control. Flat-black finish with gold lettering \$130

Cordless-Headphone Adaptor

Infrared transmitter beams any audio source to receiver module that accepts all mini-plug headphones \$70

MERIDIAN

Model 203 D/A Converter

Features 256x oversampling, dual PDM 1-bit D/A converters. Passive differential analog filtering; PLL detection circuit; automatically matched source sampling rate from 32 to 48 kHz; computer-grade, four-layer PC board construction with ground-plane design; separate transport electronics and audio circuitry. Coaxial and optical digital inputs; LED indicators. S/N 106 dBA. Matte-black finish with glass front. 6 $\frac{1}{4}$ x 4 x 12 $\frac{3}{4}$ in \$990

MIRROR IMAGE AUDIO

Model .2P Stage Preamp

Features adjustable gain; adjustable input impedance; adjustable input capacitance; MC input. Sens MM phono 2 mV at 1,000 Hz; S/N MM phono 85 dB. MC phono 80 dB \$795

MOD SQUAD

Phono Drive Preamp

Solid-state hybrid circuitry combining J-FET, bipolar, and MOSFET transistors; optional external power supply; direct-coupled circuitry with proprietary DC servo control; star-center grounding and star-feed power lines; nonferrous, nonmagnetic chassis. MM and MC cartridges inputs; front-panel-selectable loading for MC input plus internal, user-definable loading option; volume and balance control; direct output. Gain at 1,000 Hz 46 dB (MM), 66 dB (MC); FR 20-200,000 Hz +1, -3 dB (MM), FR 20-120,000 Hz +1.0, -3.0 dB (MC); THD 0.06% (MM), THD 0.08% (MC); S/N -80 dBA (MM), -66 dBA (MC). 16 $\frac{1}{2}$ x 2 $\frac{3}{4}$ x 10 in; 11 lb \$1,495

MSB TECHNOLOGY

MSB Gold Control Center

Passive level control and switching network. Interweaved layers of electromagnetic and electrostatic shielding. Hand-wired discrete-resistor stepped attenuators; ceramic core 0.01% resistors; six input channels; two output channels; Cardas rhodium jacks; isolated right- and left-channel grounding network; mechanical and electromagnetic damping provided (20 lb) using MSB plate. Black front panel and EAR Isodamp feet \$2,495
MSB Silver Control Center. As above, no hand-wired discrete-resistor stepped attenuators or ceramic core resistors \$1,495

MTX SOUNDCRAFTSMEN

Pro-EQ 44 21-Band Graphic Equalizer

Stereo EQ with differential/comparator unity gain circuitry; digital C-MOS switching for tape monitor. EQ tape record and EQ defeat; center frequencies at $\frac{1}{2}$ octaves below 1,000 Hz and $\frac{3}{2}$ octaves above 1,000 Hz; filter controls are ± 15 dB. THD 0.01%; S/N 114 dB \$549

DC 2215 10-Band Equalizer

Equalizer with differential/comparator true-unity-gain circuitry for input to output balancing accuracy to within 0.1 dB. Equalizer filter circuits use precision wire-wound passive-coil

inductors for high gain, low noise, and distortion. Front-panel controls include tape monitor, LED defeat/EQ defeat, and EQ tape record; boost/cut range ± 15 dB. Includes spectrum-analyzer test record, computer charts, cables. Front panel is rack mountable, brushed aluminum with charcoal finish. THD and IM 0.01% at 2 V; S/N 114 dB at 10 V \$449

Pro-EQ 22 10-Band Equalizer

EQ with differential/comparator unity-gain circuitry and digital C-MOS switching for monitor, tape record, and EQ defeat; ± 15 dB boost/cut range. THD 0.01%; S/N 114 dB \$349

MUSEATEX

Mellor Crossover

4-way. Variable crossover points in 1/3-oct increments. 4th order Linkwitz Riley design; variable low-pass output; passive and active high-pass outputs. S/N >95 dB; THD <0.03%. Wood finish. 5-year warranty. 7 lb \$800

NAIM

NAXO3-6 3-Way Crossover

18 dB/octave fixed-frequency crossover for 3-way speaker. Matched individually to speaker; designed for flat-response speakers. Input imp 10 kilohms; output imp 47 ohms \$1,195
NAXO2-4. As above, 2-way \$1,195

NESTOROVIC LABS

NL12A Active Crossover

Stereo design with 2 frequency bands/ch and 200-Hz crossover point. Fixed-frequency setting; stereo subwoofer output; high- and low-pass level controls. S/N 90 dB; THD 0.01%; input imp 50 kilohms; output imp 100 ohms. . . . \$935

NIKKO

EQ 300 Equalizer

2 channels. $\frac{1}{2}$ -octave bandwidth; boost/cut range ± 12 dB; 6 curve presets. Switched tape EQ; rated output 5 V rms; THD 0.007% . . . \$199

EQ 150 7-Band Equalizer

2 channels. $\frac{1}{3}$ -octave bandwidth; boost/cut range ± 10 dB. Switched tape EQ; rated output 6 V rms; S/N 95 dBA \$119

ONKYO

ES-600 Pro Surround-Sound Processor/Amp

4 surround modes: Dolby Pro Logic, Dolby Surround, Hall, and Stadium; 3 mode center ch: normal, wide, and Phantom; discrete output stages; master volume control; fluorescent display; programmable remote control. Power: 50 W x 1(center), 20 W x 2(rear) rms. 17 $\frac{1}{4}$ x 3 $\frac{3}{4}$ x 12 $\frac{1}{2}$ in; 13.9 lb \$400

ES-300 Surround-Sound Processor/Amp

3 surround modes: Dolby, hall, and theater; adjustable time delay. Discrete output stages; master volume control; separate volume for left and right speakers. Power: 30-W/ch cont avg. 17 $\frac{1}{4}$ x 3 $\frac{1}{2}$ x 10 $\frac{1}{4}$ in; 9.9 lb \$280

EQ-240 7-Band Graphic Equalizer

7 bands/ch and spectrum-analyzer display. Center frequencies at 64, 160, 400, 1,000, 2,500, 6,300, and 16,000 Hz; 12 dB. Features LED level controls; EQ-bypass, and monitor/tape-source switches. THD 0.01%; S/N 100 dB \$240

EQ-101 7-Band Graphic Equalizer

7-bands/ch. Center frequencies at 63, 160, 400,

SIGNAL • PROCESSORS

1,000, 2,500, 6,300, 16,000 Hz; ± 12 dB. Features EQ bypass; tape monitor switch; LED level indicators; EQ range adjustment. THD 0.01%. $17\frac{1}{4} \times 3\frac{1}{2} \times 11\frac{1}{4}$ in; 6.6 lb \$160

Integra Series

Integra EQ-540 12-Band Graphic Equalizer

12 bands/ch and test-tone generator. Center frequencies at 16, 32, 64, 125, 250, 500, 1,000, 2,000, 4,000, 8,000, 16,000, 32,000 Hz; switchable ± 12 or ± 6 dB boost/cut range. Features LED level controls; fixed and stepped-sweep test-tone modes; peak-hold mode; calibration mic; input attenuator. THD 0.01%; S/N 100 dB. $17\frac{1}{4} \times 3\frac{1}{2} \times 14\frac{1}{4}$ in; 10 lb \$400

Integra EQ-35B 12-Band Graphic Equalizer

12 bands/ch and test-tone generator. Center frequencies at 16, 32, 64, 125, 500, 1,000, 2,000, 4,000, 8,000, 16,000, and 32,000 Hz; switchable ± 12 dB or ± 6 dB boost/cut range. Features LED level controls; signal generator for all center frequencies except 16 and 32,000 Hz; step or sweep test-tone modes. Black finish. THD 0.01%; S/N 100 dB. $17\frac{1}{4} \times 3\frac{1}{2} \times 14\frac{1}{4}$ in; 9.9 lb \$330

OPTIMUS BY RADIO SHACK

Model 31-2025 10-Band Equalizer

10-band/ch. Features spectrum analyzer; spatial expander; tape 1 and 2 input/output. S/N 95 dB. $16\frac{1}{4} \times 2\frac{3}{4} \times 8\frac{1}{2}$ in; 6 lb \$120

PACKBURN

Model 323A Audio Noise Suppressor

A single-ended noise suppressor with three processors designed to eliminate or reduce transient noises from imperfections in and damage to sound recordings. Features input metering; channel balance control; enhance/suppress switch; transient-noise-suppressor defeat switch; 6-position treble equalization switch; 8-dB/octave fixed cutoff; cutoff frequency meter; audio noise suppressor bypass; XLR and RCA input/output connectors. Rack mountable. Bass FR ± 0.5 dB to 10 Hz; treble FR varies from 3,000-15,000 Hz depending on EQ setting; 20-dB input-level range; IM $<0.05\%$ at 60 and 7,000 Hz; S/N >75 dB. $19 \times 10 \times 7$ in. \$2,650

PANASONIC

SY-DS1 Surround-Sound System

Digital signal processor with adjustable reverb time from 0.9 to 2.4 sec; 10 effects settings. Includes two 4-in speakers; head-phone jack; line-input jacks; input high/low level switch; phase switch \$280

PHILIPS

RV-450 Surround-Sound Processor/Amp

Features Dolby Pro Logic circuitry with digital audio delay; 2 center-ch modes (normal for TV speakers and wide for full-range speakers); switchable center-ch outputs (discrete or phantom mode); input calibration controls to match decoder to source; matrix and hall surround modes; test-tone generator; 2 sets of surround outputs; master volume, surround volume controls; left/right input level controls. Rear-ch amp: 15 W/ch into 8 ohms \$379

PIONEER

SP-700D DSP/Surround-Sound Processor

4/6 channels. Features 16-bit 20-ch A/D convert-

ers; 4x oversampling digital filter, 16-bit 4-ch D/A converters; 16 preset sound field patterns; 8 surround modes including Dolby Pro-Logic, Dolby 30-ch Logic, theater 1, theater 2, stadium, studio, simulated stereo 1 and simulated stereo 2; 7-band EQ; 16 user adjustable presets settings; 7-gauged motor-driven volume control; remote control. $16\frac{1}{2} \times 3\frac{3}{4} \times 13$ in ... \$735

GR-777 10-Band Graphic Equalizer

Center frequencies at 32, 63, 125, 250, 500, 1,000, 2,000, 4,000, 6,000 and 16,000 Hz; 10 dB boost/cut range. Features spectrum display; 5-mode original memory and 5-mode programmable memory; remote control. FR 5-70,000 Hz $+0$ dB, -3 dB; THD 0.02%; S/N 110 dB. $16\frac{1}{2} \times 4\frac{1}{4} \times 13\frac{1}{4}$ in; 9.3 lb \$385

VSP-555 Surround-Sound Processor/Amp

Features Dolby, stadium, and simulated surround modes; digital delay; A/V switching and connections; rear-channel amp; remote control. 38 W/ch into 8 ohms \$375

EX-9000 Dynamic-Range Expander

Features NR effect; FL level indicator; input-level control; tape monitor switch. Center crossover points 50, 500, 5,000 Hz; attack time 4.7 ms; release time 2.7 ms/6.8 ms switchable. Black finish. $16\frac{1}{2} \times 2\frac{3}{4} \times 3\frac{3}{4}$ in \$270

VSP-333 Surround-Sound Processor

Features 3-step digital delay (15, 20, 30 ms); surround mode selection (Dolby surround, stadium, and simulated surround); 3-video input; rear-channel amp. 30 W/ch into 8 ohms; FR 20-20,000 Hz; THD 0.15% \$290

GR-555 7-Band Graphic Equalizer

Center frequencies of 60, 150, 400, 1,000, 2,000, 4,000, 6,000, and 15,000 Hz; ± 10 dB boost/cut range. Features spectrum display; tape monitor switch; EQ on/off switch. FR 10-50,000 Hz $+0$ dB, -3 dB; THD 0.02%; S/N 104 dB. $16\frac{1}{2} \times 4\frac{1}{4} \times 13\frac{1}{4}$ in; 9.3 lb \$240

GR-470 7-Band Graphic Equalizer

Center frequencies at 60, 150, 400, 1,000, 2,000, 4,000, 6,000, and 15,000 Hz; ± 10 dB boost/cut range. Features slide controls with LED indicators. FR 5-50,000 Hz $+0$ dB, -3 dB; THD 0.03%; S/N 106 dB. $16\frac{1}{2} \times 2\frac{3}{4} \times 8\frac{1}{4}$ in; 4.9 lb \$125

PROTON

SD-1000 Surround-Sound Processor

4 inputs, 9 outputs. Features preset modes, including cinema, music, and stereo bypass. Dialogue scatter reduction circuitry said to reduce improper routing of sibilance in poorly-recorded material; input balance; 7 output trimmers; multifunction remote control with mute. FR 12-85,000 Hz ± 1 dB; S/N 80 dB; THD 0.008%; adj-ch sep 40 dB; non-adj-ch sep 50 dB; opposite-ch sep 58 dB. $16\frac{1}{2} \times 9\frac{3}{4} \times 2\frac{1}{4}$ in; 9 lb \$600

PS AUDIO

PS Phono Link Phono Preamp

Passive phono EQ; gold-plated Tiffany connectors; MC/MM phono inputs; front panel touch sensitive switching for cartridge loading; low impedance high current output. FR 20-20,000 Hz ± 0.25 dB; THD <0.1 ; S/N 74 dB (MC), 85 dB (MM). $17 \times 2\frac{1}{2} \times 9$ in; 15 lb \$599

QUICKSILVER

Moving-Coil Phono Transformer

Provides 23 dB gain for any phono cartridge

with output impedance from 1 to 40 ohms. No external cables or power required \$335

ROKSAN

ArtaXerxes Phono Preamp

For low-output moving-coil cartridges. Raises signal to line level. Features hybrid output wiring. Requires power supply. THD $<0.002\%$; S/N >83 dB \$1,250

SANSUI

SE-3100 10-Band Graphic Equalizer/Analyzer

Center frequencies at 31.5, 63, 125, 250, 500, 1,000, 2,000, 4,000, 8,000, 16,000 Hz; ± 12 dB boost/cut. Features EQ on/off switch. Spectrum analyzer features peak hold, dimmer switch; mic input \$150

SE-2100 10-Band Graphic Equalizer

Center frequencies at 31.5, 63, 125, 250, 500, 1,000, 2,000, 4,000, 8,000, 16,000 Hz; ± 12 dB boost/cut \$100

SESCOM

PO-40 Mono 5-Band Graphic Equalizer

Center frequencies at 60, 240, 1,000, 3,000, 10,000 Hz; ± 12 dBV boost/cut. Features input/output RCA jacks (signal level is -10 dBV); bypass switch; attached power cord. Can be powered with PO-1 power supply \$102

PO-16 Mono Parametric Equalizer

Features adjustable frequency control; boost and cut controls; 3-band selector switch; front-panel bypass switch; two rear-panel RCA input/output jacks with attached power cable. Can be powered with PO-1 power supply . \$90

PO-11 Phono Preamp

Features stereo line output and summed-mono output; rear-panel input/output RCA jacks with attached power cord. Line output level -10 dBV at 10,000 ohms. Can be powered with PO-1 power supply \$82

SHURE

HTS 5300 Surround-Sound Processor

Features Acra-Vector circuitry; variable digital time delay; acoustic space generator; image analyzer display; test generator; tape monitor; subwoofer output; gold-plated connectors; wireless remote. FR 20-20,000 Hz ± 0.5 dB; THD $<0.1\%$. $16\frac{1}{2} \times 2\frac{3}{4} \times 15$ in; 11.8 lb \$999

SONOGRAPHE BY CONRAD-JOHNSON

SX1 Active Crossover

Consists of 24-dB/octave low-pass and 12-dB/octave high-pass filters set at 110 Hz. Features high-pass filter with FET design; polystyrene and polypropylene capacitors with metal-film resistors \$495

SOUND CONCEPTS

SSD550 Ambience-Processor/Surround System

Matrix decoder derives accurate rear channel from surround-sound films and video sources. Provides two front and two rear-channel outputs with stereo delay for music or surround decoding. Features 5-100 ms stereo audio delay system; high-frequency rolloff from -3 to $+6$ dB; front mix level 0-100%, rear level 0-100%; input imp 60 kilohms min; output imp 300 ohms max; FR 20-10,000 Hz $+1$, -3 dB with 5 ms

SIGNAL • PROCESSORS

delay; dynamic range 90 dB min, s/n 85 dB min, 90 dB wid. \$975

IR2100 Image-Restoration System

Expands stereo image to recreate sonic characteristic of original recording. Features continuously variable speaker/listener angle, 20-100° control. Connects in tape loop or between preamp and power amp; handheld remote with 15-ft remote cable. s/n 80 dB; distortion 0.1% max. \$360
 IR2200. No remote. \$189
 KIR-1. Kit. \$95

VSP-1 Stereo Synthesizer

Creates simulated stereo from mono sources. Features 10-band harmonically related frequency divisions. s/n 80 dB. \$169
 KVSP-1. Kit. \$90

SOUND ENGINEERING

PFM-8 EQ/Tape-Deck Interface

Features meters; switchable pre/post-EQ tape outputs. \$2,450

PFM-9 Active Crossover

Features 2-way/3-way configuration; linear-phase, Class A design. \$2,050

PFM-0 Moving-Coil Phono Preamplifier

Pre-preamplifier for moving-coil phono cartridges. Features low noise: 0.5 dB. . . . \$1,050

SSI

System 4500 Surround-Sound Processor

Features proprietary logic circuitry; remote control; multiple rear speakers outputs; AC switched outlet; 4 A/V inputs; variable delay; center-ch balance; line-out trim pots; master volume; auto Dolby B NR; dual subwoofer outputs; 3-position center-ch distribution; 4-surround modes. Available in rack-mount configuration. Front-to-rear sep 65 dB; L/R sep 70 dB; FR 18-50,000 Hz; THD 0.03% from 20-20,000 Hz. 17 x 3 1/4 x 13 in. \$599

System 4000 II Surround-Sound Decoder/Amp

Features proprietary logic circuitry; remote control; multiple rear speakers outputs; dual subwoofer outputs; 4 A/V inputs; variable delay; surround or center-ch balance; master volume; auto Dolby B NR; separate line-level surround outputs; 3-position center-ch distribution; 4 surround modes. Switchable center or rear 45-W/ch amp. Front-to-rear sep 65 dB; L/R sep 70 dB; THD 0.03% from 20-20,000 Hz. \$549

System 3000. As above, except with Dolby Pro-Logic; multi-function remote; test tone; 3-surround modes; 25 W/ch amplifier; 4 A/V inputs. L/R sep 45 dB; FR 18-20,000 Hz; THD 0.25% from 20-20,000 Hz. 17 x 2 3/4 x 9 1/2 in. \$349

System 3200 Surround-Sound Decoder

Features Dolby Pro-Logic; multifunction remote; test tone; 3-surround modes; variable delay; subwoofer outputs; stereo by-pass; center-ch volume; 3-position center-ch distribution. L/R sep 45 dB; FR 18-22,000 Hz; THD 0.25% from 20-20,000 Hz. \$299

Cinema 500 Surround-Sound Decoder/Amp

Features Dolby Surround; variable delay; master volume; auto Dolby B NR; center-channel and subwoofer outputs; separate line-level surround output; 3-surround modes; dialog null control; surround volume control. Includes built-in 20-W/ch amp and 1 pr bookshelf speakers. Front to rear sep 50 dB; L/R sep 35 dB; FR

18-40,000 Hz \pm 0.5 dB; THD 0.05% from 20-20,000 Hz. 17 x 2 3/4 x 8 1/2 in. \$249
System 1000. As above, no speakers. . . . \$199

SUMO

Delilah 2-Way Active Crossover

Features front-panel user-selectable frequencies and slopes; 12-dB/oct high-pass slope; switchable 12- or 18-dB/oct low-pass filter with level control; stereo and mono low-pass outputs with bridging circuitry; independent low-/high-pass frequency controls. FR 5-200,000 Hz \pm 3 dB; THD < 0.007%; input imp 50,000 ohms; output imp < 100 ohms; high- and low-pass frequencies 50, 63, 80, 100, 120 Hz with bypass. 19 x 1 1/4 x 10 in; 10 lb. \$579

TEAC

EQA-22 10-Band Graphic Equalizer

Center frequencies 30, 60, 120, 250, 500, 1,000, 2,000, 4,000, 8,000, and 16,000 Hz; \pm 12 dB boost/cut. Features 2 tape inputs with dubbing facility; switchable EQ-defeat; pre/post EQ switch; multicolor spectrum display. . . . \$140

EQA-6 10-Band Graphic Equalizer

Center frequencies 30, 60, 120, 250, 500, 1,000, 2,000, 4,000, 8,000, and 16,000 Hz; \pm 12 dB boost/cut. Features tape monitor; LED's on sliders; EQ defeat switch. 17 1/8 x 2 3/8 x 7 7/8 in; 6 1/2 lb. \$110

EQA-3 10-Band Graphic Equalizer

Center frequencies 30, 60, 120, 250, 500, 1,000, 2,000, 4,000, 8,000, and 16,000 Hz; \pm 12 dB boost/cut. Switchable EQ-defeat and tape monitor. 17 1/8 x 2 3/8 x 7 7/8 in; 6 1/2 lb. \$100

TECHNICS

SH-GE70 7-Band Graphic Equalizer

Center frequencies at 63, 160, 400, 1,000, 2,500, 6,300, 12,500 Hz; \pm 12 dB boost/cut. Features dual spectrum analyzers; tape-record EQ switch; 12-curve memory. FR 5-100,000 Hz - 3 dB; THD 0.005%; s/n 105 dB. \$200

SH-8038 7-Band Graphic Equalizer

Center frequencies at 63, 160, 400, 1,000, 2,500, 6,300, 16,000 Hz; \pm 12 dB boost/cut. Features slider controls; 2-channel display; LED indicators; low-noise/distortion IC-op amp; calibrated decibel scale; reverse switch for equalized tape. FR 5-100,000 Hz - 3 dB; THD 0.005%; s/n 110 dB. 17 x 3 x 7 1/2 in. \$120

TEI ELECTRONICS

83-PAP24 Active Crossover

Selectable frequency and 12- or 18-dB/oct slope; balanced inputs. FR 10-50,000 Hz. 7 lb. \$922

83-QEM102 10-Band Equalizer

Features constant-Q topology. Back-lit gain controls with green LED; FR 20-20,000 Hz; THD < 0.05%; s/n 110 dB. 5 lb. \$588

83-FAP2 2-Way Active Crossover

Features selectable frequency and 12 or 18 dB/octave slope. FR 10-50,000 Hz. 7 lb. \$675

THRESHOLD

Model FET Ten/e Phono Preamplifier

Noninverting FET preamp designed for phono-cartridge gain applications. Accepts inputs from high- and low-level MC, MM, or other

velocity-output-characteristic phono cartridge and provides RIAA. Up to 16 different cartridge loading characteristics may be user selected with internal DIP switch assemblies. External power supply. Gold-plated connectors with Teflon insulation. Precision metal-film and wirewound resistors used throughout. Crosstalk < -70 dB at 20,000 Hz with 1,000-ohm source; output available in unbalanced or balanced configuration. 19 x 1 1/4 x 11 in. . . . \$2,500

VECTOR RESEARCH

VQ-125 10-Band Graphic Equalizer

Center frequencies: 32, 64, 125, 250, 500, 1,000, 2,000, 4,000, 8,000, and 16,000 Hz; boost/cut range 12 dB. Features spectrum analyzer; pink-noise generator; independent left/right EQ controls; 2 tape monitors; dubbing-direction selector; rec EQ; 2 line inputs; peak-hold display; subsonic filter; input sens switch. s/n 109 dB; THD 0.009%. 17 x 4 x 9 1/2 in; 10.5 lb. . . . \$250

VQ-115 10-Band Graphic Equalizer

Center frequencies: 32, 64, 125, 250, 500, 1,000, 2,000, 4,000, 8,000, 16,000 Hz; boost/cut range 12 dB. Features master level with peak LED indicator. Independent left/right EQ controls; tape monitor; EQ-defeat switch. s/n 109 dB; THD 0.009%. 17 x 4 x 9 1/2 in; 9.5 lb. \$130

YAMAHA

DSP-E300 Digital Signal Processor/Amp

5-channel A/V amplifier/processor. Features 12 preset programs including Dolby Pro Logic; 21 program variations; DSP and Dolby Pro Logic test-tone generators; woofer terminal with low-pass filter; user-programmable parameters; 7-channel rotary master-volume control with digital indicator; DSP front- and rear-level controls; Dolby Pro Logic rear- and center-level controls; mic mixing with individual L/R inputs; preamp outputs for all channels; 19-key wireless remote control. Power: 15 W x 5 into 6 ohms at 1,000 Hz. Black finish. \$799

EQ-550 10-Band Graphic Equalizer

\pm 12 dB boost/cut range. Features pink-noise generator; electret-condenser microphone; FL spectrum-analyzer display; meter-level adjustment; output-level control; switchable subsonic filter. s/n 105 dB; THD 0.005%. \$399

AVS-700 A/V Selector

Features 10 audio and 5 video inputs, 4 audio and 2 video outputs. 4 S-video terminals; fixed/variable-output DSP interface; video monitor output with S-video terminal; front-panel auxiliary inputs with S-video terminal; -20-dB audio muting; wireless remote control. Black finish. \$299

DSR-70PRO Surround-Sound Decoder

Features Dolby Pro Logic; 20/30-ms digital-delay control; test-tone generator; bypass switch; 5-gang master volume control; input-balance control; center-mode switch; center- and rear-channel level controls. \$249

EQ-70 10-Band Graphic Equalizer

\pm 12 dB boost/cut. Features output-level control; tape monitor with EQ record function; EQ bypass switch. Black finish. \$159

Abbreviations used in this buyers' guide are explained in the box on page 256.

SPEAKERS

A&S

D'Appolito's Aria 7 2-Way Speaker

Bass-reflex design with two 7-in Kelvar woofer and 1-in soft-dome tweeter. Power handling 30 W; FR 45-20,000 Hz; S/N 89 dB SPL/W/m; crossover point 2400 Hz; nom imp 4 ohms. Black knit grille and black-lacquer finish. 9 x 45 x 10 in, 55 lb\$975/pr

D'Appolito's Aria 717 2-Way Speaker

Bass-reflex design with two 6½-in kelvar woofer and 1-in soft dome tweeter. Power handling 30 W; FR 50-20,000 Hz; S/N 87 dB SPL/W/m; crossover point 2,200 Hz; nom imp 6 ohms. 9 x 45 x 10 in, 55 lb\$950/pr

D'Appolito's Aria 5 2-Way Speaker

Bass-reflex design with two 5½-in Kelvar woofer and 1-in soft-dome tweeter. Power handling 30 W; FR 62-20,000 Hz; S/N 90 dB SPL/W/m; crossover point 2,500 Hz; nom imp 4 ohms. Black knit grille and black-lacquer finish. 9 x 19 x 10 in, 30 lb\$735/pr

Power Tower 3-Way Speaker

Acoustic-suspension design with 12-in polypropylene woofer, 5¼-in midrange, and ¾-in titanium-dome tweeter. Power handling 30 W; FR 35-20,000 Hz; S/N 91 dB SPL/W/m; crossover points 250 and 4,500 Hz; nom imp 8 ohms. Black knit grille and black or oak finish. 15 x 37 x 11 in, 68 lb\$675/pr

Dynomonitor 2-Way Speaker

Bass-reflex design with 7-in woofer and 1-in soft-dome tweeter. Power handling 30 W; FR 55-20,000 Hz; S/N 87 dB SPL/W/m; crossover point 2,200 Hz; nom imp 8 ohms. Black knit grille and black, walnut, or oak finish. 10 x 14 x 12 in, 27 lb\$675/pr

Ken's Ten 3-Way Speaker

Acoustic-suspension design with 12-in polypropylene woofer, 5¼-in midrange, and ¾-in aluminum-dome tweeter. Power handling 30 W; FR 38-20,000 Hz; S/N 90 dB SPL/W/m; crossover points 500 and 4500 Hz; nom imp 8 ohms. Black or oak finish. 15 x 25 x 12 in, 45 lb\$549/pr

Black Dahlia 2-Way Speaker

Bass-reflex design with 7-in woofer and 1-in titanium dome tweeter. Power handling 30 W; FR 48-20,000 Hz; S/N 88 dB SPL/W/m; nom imp 8 ohms. Black knit grille and black-lacquer finish. 10½ x 17¼ x 10½ in, 36 lb\$525/pr

Baby Boomer Subwoofer

12-in dual voice coil. Power handling 50 W; FR 35-120 Hz; S/N 90 dB SPL/W/m; crossover point 120 Hz; nom imp 4 ohms. Black knit grille and black, oak, or walnut finish. 18 x 18 x 19 in, 55 lb\$325/pr

Versa-6 2-Way Speaker

Bass-reflex design with 6½-in polypropylene woofer and 1-in titanium-dome tweeter. Power handling 30 W; FR 55-20,000 Hz; S/N 87 dB SPL/W/m; crossover point 4,000 Hz; nom imp 8 ohms. Black knit grille and black or oak finish. 10 x 16 x 18 in, 25 lb\$269/pr

Ap-52 2-Way Speaker

Acoustic-suspension design with 5¼-in polypropylene woofer and 1-in soft-dome tweeter. Power handling 30 W; FR 65-20,000 Hz; S/N 87 dB SPL/W/m; crossover point 2,200 Hz; nom imp 8 ohms. Black knit grille and black or oak finish. 8 x 12 x 7 in, 20 lb\$257/pr

Versa-5. Similar to above, crossover point 4,000 Hz\$219/pr



ACONTI

A1000 4-Way Speaker

10-in mineral-filled, polycone woofer, 6½-in paper-Kevlar midrange, 1-in aluminum-dome front tweeter, ¾-in rear super tweeter. Features Twin Reflex cabinet design with two fundamental points of resonance to improve mid-bass and bass output; MDF enclosure; polypropylene capacitors, and air-core inductors; terminals for bi-wiring or bi-amping. Crossover points at 150 Hz, 2,500, and 10,000 Hz. Frequency response 27-21,000 Hz ± 3 dB; sensitivity 90 dB SPL/W/m; impedance 8 ohms. Gloss black or walnut and white oak-veneer finish. 18 x 47 x 13 in; 80 lb\$1,799/pr

A700 3-Way Speaker

8½-in mineral-filled, polycone woofer, 1-in aluminum-dome tweeter, ¾-in rear supertweeter. Features Twin Reflex cabinet design; MDF enclosure; polypropylene capacitors and air-core inductors; terminals for bi-wiring or bi-amping. Crossover points 6/24 dB/oct at 2,200 Hz, rear tweeter 12 dB/oct at 10,000 Hz. FR 33-20,400 Hz ± 3 dB; sens 89.6 dB SPL/W/m; imp 8 ohms. Gloss black or walnut and white oak-veneer finish. 13¼ x 46½ x 15½ in; 65 lb\$1,099/pr

A500 2-Way Speaker

6¼-in polycone woofer and 1-in aluminum-dome tweeter. Features Twin Reflex cabinet design; MDF enclosure; polypropylene capacitors and air-core inductors. Crossover point 2,600 Hz, 12/24 dB/oct. FR 39-20,000 Hz ± 3 dB; sens 88.4 dB SPL/W/m; imp 8 ohms. Gloss black or walnut and white oak-veneer finish. 11¼ x 44 x 11 in; 47 lb\$799/pr

A300 2-Way Speaker

6¼-in polycone woofer and 1-in aluminum-dome tweeter. Features MDF enclosure; polypropylene capacitors and air-core inductors. Crossover point 2,600 Hz, 12/24 dB/oct. FR 48-20,000 Hz ± 3 dB; sens 88 dB SPL/W/m; imp 8 ohms. Gloss black or walnut and white oak veneer finish. 11¼ x 22 x 11¼ in; 25 lb\$549/pr

ACOUSTAT

Spectra 6600 Electrostatic Speaker

6 electrostatic elements with Symmetric Pair Electrically Curved Transducer (SPECTRA). Each mirror-image array contains a line-source sector operating all frequencies, adjacent sectors that handle mid/low frequencies, and remaining panel that reproduces low bass only; solid wood with brass electrostatic inlay. Power handling 100 W; nom imp 4 ohms. Dark oak

and black, beige, charcoal gray, or light gray grille. Optional wood finishes. 34¼ x 94 x 17 in\$6,000/pr

Spectra 4400. Similar to above with 4 electrostatic elements. 24 x 94 x 17 in\$3,900/pr

Spectra 3300. Similar to above with 3 electrostatic elements; compatible with SPW-1 woofer. 34¼ x 78 x 14 in\$2,900/pr

Spectra 2200. Similar to above with 2 electrostatic elements; compatible with SPW-1 woofer. 23 x 66 x 14 in\$2,400/pr

Spectra Systems

Spectra 3300 and SPW-1\$3,500

Spectra 2200 and SPW-1\$3,000

Spectra 1100 Hybrid Speaker

Hybrid design combining acoustic-suspension 8-in woofer and single electrostatic panel. Features Symmetric Pair Electrically Curved Transducer (SPECTRA); each panel contains line source sector operating above 300 Hz and adjacent sectors handle midrange down to 300 Hz. Solid wood with brass electrostatic inlay. 3-position switch, bi-wire/bi-amp capability; removable spiked feet. Power handling 75 W; nom imp 4 ohms. Dark-oak-veneer woofer box, optional veneer finishes. 16 x 67½ x 16¼ in\$1,599/pr

Spectra 11 Speaker

Hybrid design combining acoustic-suspension 8-in woofer and single electrostatic panel. Features Symmetric Pair Electrically Curved Transducer (SPECTRA); each panel contains line source sector operating 300 Hz and adjacent sectors that handle midrange down to 300 Hz. Power handling 75 W; nominal impedance 4 ohms. Black fabric with black matrix or dark-oak-laminated woofer box. 15 x 72 x 14¼ in\$1,099/pr

SPW-1 Spectra Woofer

Ported cabinet with four 6½-in side firing woofers (2 per channel). Fuses and switch allowing optional bi-amplification with active crossovers. For use with Spectra 2200/3300. Power handling 100 W; nom imp 12 ohms; crossover point 100 Hz. 23 x 20 x 17 in\$600 ea

ACOUSTIC INTERFACE

All Acoustic Interface speakers have a 15-year limited warranty.

Sound Prism 3-Way Powered Speaker

Vented-horn with 24 x 52-in compression woofer, 24-in horn midrange, 7¼-in horn tweeter, built-in triamp (1,500 W/woofer, 300 W/midrange, 100 W/tweeter). Features infrared or fiber-optic transmitter from amp to speaker; over-voltage, over-current, tweeter and thermal overload, clipped, and DC signal protection. Midrange and tweeter-level controls. FR 10-20,000 Hz ± 1 dB; sens 105 dB SPL/W/m; 0.09% THD at 100 dB from 10-20,000 Hz; crossovers points 550 and 5,000 Hz; imp 8 ohms. Oiled walnut or oak finish. 27 x 80 x 36 in; 500 lb ea\$30,000/pr

Sound Portal 3-Way Speaker

Vented-horn with 24 x 32-in compression woofer, 24-in horn midrange, 5-in horn tweeter. Features tweeter overload protection; midrange and tweeter level controls. Frequency response 15-20,000 Hz ± 2.5 dB; 0.1% total harmonic distortion at 100 dB from 15-20,000 Hz; crossover points 800 and 5,000 Hz; sens 101 dB SPL/W/m; minimum power 15 W; impedance 8 ohms. Oiled walnut or oak cabinet. 25½ x 72 x 24 in; 175 lb ea\$15,000/pr

SPEAKERS

Studio Reference 3-Way Speaker

Vented 12-in woofer, 15 x 4-in horn midrange; 5/4 x 2-in horn tweeter. Features tweeter overload protection; midrange and tweeter level controls. FR 22-20,000 Hz \pm 2.5 dB; 0.3% THD at 100 dB from 22-20,000 Hz; crossover points 880 and 5,000 Hz; sens 98 dB SPL/W/m; min power 15 W; imp 8 ohms. Oiled walnut or oak cabinet with black cloth grille. 14 1/4 x 60 x 16 in; 102 lb ea. \$4,200/pr

Tremor Subwoofer

Vented design with 2 woofers in separate subenclosures. FR 29-200 Hz \pm 2.5 dB; 1% THD at 100 dB; sens 96 dB SPL/W/m; min power 15 W; impedance 8 ohms. Oiled walnut or oak cabinet with black cloth grille. Dimensions: 27 x 63/4 x 16 in; 150 lb \$1,290 ea
With 800 W/ch internal amp \$1,990 ea

Professional Series II S3-Way Speaker

Vented 12-in woofer, 2-in dome midrange; 1-in dome tweeter. Features midrange and tweeter level controls. FR 29-20,000 Hz \pm 2.5 dB; 0.9% THD at 100 dB from 29-20,000 Hz; crossover points 800 and 6,600 Hz; sens 95 dB SPL/W/m; min power 15 W; imp 8 ohms. Oiled walnut or oak cabinet with black cloth grille. 12 x 36 x 16 in; 80 lb ea \$1,780/pr

Transcendent 2-Way Speaker

Vented 12-in woofer, 1 1/4-in dome midrange/tweeter. Features midrange and tweeter level controls. FR 38-20,000 Hz \pm 2.5 dB; 1% THD at 100 dB from 38-20,000 Hz; crossover point 1,900 Hz; sens 94 dB SPL/W/m; min power 15 W; imp 8 ohms. Oiled walnut or oak cabinet with black cloth grille. 16 x 32 x 11 1/4 in; 51 lb ea. \$980/pr

Intimate 2-Way Speaker

Acoustic-suspension design with 10-in woofer, 1-in dome tweeter. Tweeter level control. Frequency response 49-20,000 Hz \pm 2.5 dB; 2% total harmonic distortion at 100 dB from 49-20,000 Hz; crossover point 5,000 Hz; sensitivity 93 dB SPL/W/m; min power 15 W; impedance 8 ohms. Oiled walnut or oak cabinet with black cloth grille. 12 x 24 x 10 1/4 in; 29 lb ea . . . \$580/pr

Shadow 2-Way Speaker

Acoustic-suspension design with 8-in woofer, 1-in dome tweeter. FR 69-20,000 Hz \pm 2.5 dB; 2% THD at 100 dB from 69-20,000 Hz; crossover point 5,000 Hz; sens 91 dB SPL/W/m; min power 15 W; imp 8 ohms. Cylindrical cabinet covered with black cloth grille. 24 1/2 high x 8 3/4 in diameter \$380/pr

Angstrom 2-Way Speaker

Acoustic-suspension design with 6 1/2-in woofer, 1-in dome tweeter. FR 78-20,000 Hz \pm 2.5 dB; 2% THD at 100 dB from 78-20,000 Hz; crossover point 5,000 Hz; sens 90 dB SPL/W/m; min power 15 W; imp 8 ohms. Walnut or oak finish. 7 1/2 x 12 1/2 x 6 1/2 in; 9 lb ea \$380/pr
Charcoal-enamel finish \$300/pr

ACOUSTIC RESEARCH

TSW-B Series

Features polypropylene woofers and midrange drivers. Wisconsin walnut finish (top and bottom) with black vinyl-veneer cabinet and black grille cloth except, TSW 102 and AR Subwoofer/Satellite.

TSW 610-B 3-Way Speaker

Acoustic-suspension design with 12-in woofer, 6 1/2-in midrange, 3/4-in titanium-dome liquid-cooled tweeter with Tetra-Helix tweeter-

mounting plate and acoustic lens. Power handling 20-200 W; FR 40-40,000 Hz - 3 dB; sens 90 dB SPL/W/m; imp 4-8 ohms; crossover points 700, 5,000 Hz. 14 1/4 x 32 1/2 x 13 1/2 in; 57 lb ea. \$1,000/pr

TSW 510-B 3-Way Speaker

Acoustic-suspension design with 10-in woofer, 6 1/2-in midrange, 3/4-in titanium-dome liquid-cooled tweeter with Tetra-Helix tweeter-mounting plate and acoustic lens. Power handling 20-150 W; sensitivity 90 dB SPL/W/m; impedance 4-8 ohms; crossover points 700, 5,000 Hz. Dimensions: 14 1/4 x 30 1/4 x 13 1/2 in; 49 lb ea \$800/pr

TSW 410-B 3-Way Bookshelf Speaker

Acoustic-suspension design with 8-in woofer, 6 1/2-in midrange, 3/4-in polymer tweeter with Tetra-Helix tweeter-mounting plate and acoustic lens. Power handling 20-125 W; FR 46-40,000 Hz - 3 dB; sens 89 dB SPL/W/m; imp 4-8 ohms; crossover points 700, 5,000 Hz. 12 1/2 x 24 1/2 x 11 1/4 in; 30.5 lb ea \$600/pr

AR Subwoofer/Satellite System

Subwoofer module with dual 8-in woofer and two acoustic-suspension satellites. Each satellite features 3-in midrange, 3/4-in soft-dome tweeter, and magnetically shielding. Power handling 10-75 W; FR 50-20,000 Hz; sens 89 dB SPL 2.83 V/W/m; nom imp 4 ohms; satellite crossover point 3,900 Hz. Dark gray finish. Sat: 4 1/4 x 2 1/4 x 8 in; sub: 18 x 17 x 7 1/2 in . . \$600/sys

TSW 310-B 2-Way Speaker

Acoustic-suspension design with 10-in woofer and 3/4-in polymer tweeter with Tetra-Helix tweeter-mounting plate and acoustic lens. Power handling 20-125 W; FR 45-40,000 Hz - 3 dB; sens 90 dB SPL/W/m; imp 4-8 ohms; crossover point 3,800 Hz. 12 1/2 x 27 1/4 x 11 1/4 in; 35.5 lb ea. \$500/pr

TSW 210-A 2-Way Bookshelf Speaker

Acoustic-suspension design with 8-in woofer and 3/4-in polymer tweeter with Tetra-Helix tweeter-mounting plate and acoustic lens. Power handling 10-100 W; FR 54-40,000 Hz - 3 dB; sens 87 dB SPL/W/m; imp 4-8 ohms; crossover point 5,000 Hz. 9 1/2 x 17 1/2 x 8 3/4 in; 15.3 lb ea. \$380/pr

TSW 102 2-Way Bookshelf Speaker

Acoustic-suspension design with 6 1/2-in woofer and 1-in polymer tweeter with Tetra-Helix tweeter-mounting plate and acoustic lens. Power handling 10-70 W; FR 72-25,000 Hz - 3 dB; sens 88 dB SPL/W/m; imp 4-8 ohms; crossover point 6,000 Hz. Gray vinyl finish. 7 1/2 x 12 1/4 x 6 1/2 in; 6.3 lb ea \$200/pr

Partners Series

Features triangular shape for versatile mounting options, polypropylene woofers, and midrange drivers.

Powered Partners 570 2-Way Speaker

Acoustic-suspension design with 5-in long-throw woofer and 1-in liquid-cooled tweeter. Magnetically shielded cabinet; auto power on/off; LED power-on indicator; rotary volume, bass, and treble control. Power output 50 W; FR 40-25,000 Hz - 3 dB; input imp 20,000 ohms; crossover point 5,000 Hz. Amplifier: power handling 40 W; FR 40-20,000 Hz. Die cast alloy case and endcap, black metal grille. 6 1/2 x 10 1/4 x 7 1/2 in; 8 lb ea \$475/pr

Rock Partner 2-Way Speaker

Acoustic-suspension design with 8-in long-

throw woofer and 1 1/4-in liquid-cooled cone tweeter. Power handling 10-100 W; FR 65-22,000 Hz \pm 3 dB; sens 88 dB SPL/W/m; crossover point 4,000 Hz; imp 8 ohms. Black vinyl veneer finish and black cloth grille. 9 1/4 x 14 1/4 x 8 3/4 in; 15 lb ea \$300/pr

Powered Partners 420 2-Way Speaker

4-in long-throw woofer and 2-in liquid-cooled tweeter. Magnetically shielded cabinet. Power handling 33 W; FR 90-20,000 Hz - 3 dB; input imp 10,000 or 120 ohms (switchable); crossover point 5,000 Hz. Amplifier: power output 10 W; FR 60-20,000 Hz. ABS plastic case and cloth grille. 6 x 10 1/4 x 7 1/2 in; 5 lb ea \$275/pr

Patio Partners 2-Way Speaker

4-in polypropylene woofer and 1-in liquid-cooled polymer tweeter. Magnetically shielded cabinet. Power handling 7-75 W; FR 90-25,000 Hz - 3 dB, sens 91 dB SPL 2.83 V/W/m; crossover point 4,000 Hz; imp 4 ohms. ABS plastic case and cloth grille. 6 x 10 1/4 x 7 1/2 in; 4 lb ea \$220/pr

Holographic Imaging Series

M6 3-Way Speaker

Acoustic-suspension design with two 8-in paper-cone woofer, 5-in long-throw midrange, 3/4-in ferrofluid-cooled aluminum-dome tweeter. Power handling 20-200 W; FR 42-20,000 Hz - 3 dB, sens 90 dB SPL 2.83 V/W/m; crossover points 150 and 3,400 Hz; imp 4 ohms. Gray suede, white/black gloss, or veneer finish. 8 1/2 x 42 x 10 1/2 in; 42 lb ea \$1,299/pr

M5 3-Way. Similar to above with one 8-in paper cone woofer. Power handling 20-175 W; FR 48-20,000 Hz - 3 dB. 8 1/2 x 36 x 10 1/2 in; 37.5 lb ea. \$899/pr

M4 3-Way Speaker

Acoustic-suspension design with 6-in polypropylene woofer, 6-in paper cone midrange, 3/4-in ferrofluid-cooled dome tweeter. Power handling 20-150 W; FR 50-20,000 Hz - 3 dB, sens 88 dB SPL 2.83 V/W/m; crossover point 100 and 3,600 Hz; imp 4 ohms. Charcoal-gray vinyl finish. 7 1/4 x 28 1/4 x 15 1/4 in, 26.5 lb ea. . . \$599/pr

M3 3-Way Speaker

Acoustic-suspension design with 8-in polypropylene woofer, 2 1/2-in midrange, 1/2-in ferrofluid-cooled dome tweeter. Power handling 20-125 W; FR 53-20,000 Hz - 3 dB, sens 90 dB SPL 2.83 V/W/m; crossover point 1,200 and 7,000 Hz; imp 4 ohms. Charcoal-gray vinyl finish. 9 1/4 x 21 1/2 x 15 1/4 in, 23.5 lb ea. \$399/pr

M2 2-Way Speaker

Acoustic-suspension design with 8-in polypropylene woofer, 3/4-in ferrofluid-cooled dome tweeter. Power handling 10-125 W; FR 58-20,000 Hz - 3 dB, sens 90 dB SPL 2.83 V/W/m; crossover point 3,600 Hz; imp 4 ohms. Charcoal-gray vinyl finish. 9 1/4 x 16 1/4 x 14 in, 18.5 lb ea. \$299/pr

M1 2-Way Speaker

Acoustic-suspension design with 6-in polypropylene woofer, 3/4-in ferrofluid-cooled dome tweeter. Power handling 10-100 W; FR 65-20,000 Hz - 3 dB, sens 88 dB SPL 2.83 V/W/m; crossover point 3,600 Hz; imp 4 ohms. Charcoal-gray vinyl finish. 7 1/4 x 10 1/4 x 11 1/4 in, 12 lb ea. \$249/pr

ADJO

Ethic 2-Way Speaker

Stand-mounted, vented design with 6 1/2-in poly-

SPEAKERS

propylene woofer and 1-in metal dome tweeter. Features crossover with air-core inductors and polypropylene capacitors, based on Bessel filter theory; 24-ft AudioQuest OFHC bi-wire cable assembly. Power handling 30-100 W; FR 55-20,000 Hz \pm 3 dB; sens 88 dB SPL/W/m; imp 8 ohms; crossover points 3,300 Hz. Oak finish, black-knit grille. 10½ x 35 x 12 in (with stand); 55 lb pr \$2,463/pr
 Wood walnut veneer enclosure \$2,497/pr
 Teak-veneer enclosure \$2,588/pr
Biwire Cable Assembly, 30-ft length. After credit for standard-cable return \$120/pr

a/d/s/

Reference Monitor Series

All speakers designed by Frogdesign, a noted European designer.

M30 3-Way Speaker

Two 10-in copolymer woofers, two 6-in copolymer midrange drivers, and one 1-in copolymer dome tweeter. Features butyl rubber surrounds and OFC voice coils. Auto, solid-state tweeter protection; multiway binding posts; triwirable; dual-tuned band-pass enclosure. Power handling 50-500 W; FR 20-22,000 Hz \pm 3 dB; sens 91 dB SPL/W/m; imp 4 ohms; crossover points 160 and 300 Hz with 24 dB/oct. Rosewood or matte black-veneer finish with mesh-steel grille. 21.6 x 56 x 25.4 in; 150 lb \$8,000/pr

M20 3-Way Speaker

Two 8-in copolymer woofers, one 6-in copolymer midrange, 1-in copolymer dome tweeter. Features butyl rubber surrounds and oxygen-free copper voice coils. Automatic solid-state protector; multiway binding posts; biwirable; dual-tuned band-pass design. Power handling 20-250 W; Frequency response 23-22,000 Hz, \pm 3 dB; sensitivity 91 dB SPL/W/m; nominal impedance 4 ohms; crossover points 200 and 2,500 Hz with 24 dB/octave. Rosewood or matte black-veneer finish with mesh-steel grille. 10½ x 43¼ x 16½ in; 88 lb \$4,000/pr

SAT Series

All speakers designed by Frogdesign, a noted European designer.

SAT7 3-Way Speaker

7-in woofer, 1½-in copolymer-dome midrange, and 1-in polypropylene-dome tweeter; 4th-order Linkwitz-Riley crossover network; isolated floating-baffle design. Can be integrated with a/d/s/ SUB10 or SUB12 subwoofer. Power handling 200 watts cont; FR 40-20,000 Hz; crossover points 700, 4,000 Hz, 24 dB/oct; imp 4 ohms. Walnut-veneer and black finish. 8¾ x 17¾ x 10¾ in \$1,400/pr

SAT6 2-Way Speaker

6-in woofer and 1-in polypropylene-dome tweeter; 4th-order Linkwitz-Riley crossover network; isolated floating-baffle design. Can be integrated with SUB10 or SUB12 subwoofer. Power handling 150 W cont; FR 50-20,000 Hz; crossover point 2,000 Hz, 24 dB/oct; imp 4 ohms. Walnut-veneer and black finish. 7¾ x 13 x 9 in \$800/pr

SAT5 2-Way Speaker

5-in woofer and 1-in polypropylene-dome tweeter; 4th-order Linkwitz-Riley crossover network; isolated floating-baffle design. Can be integrated with SUB10 or SUB12 subwoofer. Power handling 100 W cont; FR 60-20,000 Hz; crossover point 2,000 Hz, 24 dB/oct; imp 4 ohms. Walnut-veneer and black finish. 8¾ x 17¾ x 10¾ in \$650/pr

Miniature Speakers

L400e 2-Way Speaker

Acoustic-suspension design with 7-in Stiffite woofer, 1-in copolymer tweeter. Features aluminum enclosure (black-textured urethane with convex-steel grille); wall mountable. Power handling 100 W cont; frequency response 60-20,000 Hz \pm 3 dB; crossover point 2,000 Hz, 12 dB/octave slope; sensitivity 88 dB SPL/W/m; imp 4 ohms. Black or white finish. Dimensions: 7¾ x 11¾ x 7¾ in \$650/pr

L300e 2-Way Speaker

Acoustic-suspension design with 5¼-in Stiffite woofer, 1-in copolymer tweeter. Features aluminum enclosure (black textured urethane with convex-steel grille); wall mountable. Power handling 75 W cont; FR 60-20,000 Hz \pm 3 dB; crossover 2,000 Hz with 12 dB/oct slope; sens 88 dB SPL/W/m; imp 4 ohms. Black or white. 6 x 8¾ x 6 in \$520/pr

L200e 2-Way Speaker

Acoustic-suspension design with 4-in Stiffite woofer, 1-in copolymer tweeter; brushed-aluminum enclosure (textured urethane with convex-steel grille); wall mountable. Power handling 50 W cont; FR 85-20,000 Hz \pm 3 dB; crossover point 2,000 Hz, 12 dB/oct slope; sens 86 dB SPL/W/m; imp 4 ohms. 4½ x 6¾ x 8¾ in \$400/pr

Subwoofer Systems

SUB12 Powered Subwoofer

12-in woofer in band-pass enclosure by Frogdesign; 350-W amplifier with auto/manual turn-on; balanced-bridge driver-control system; 4th-order Linkwitz-Riley active crossover network with selectable low/high pass points. Compatible with SAT speaker series. Subwoofer level adjustable from -12 to +6 dB; crossover points 60, 80, 100 Hz low and high pass. Walnut veneer and black finish. Dimensions: 19 x 17¾ x 19 in \$1,895 ea

SUB10 Power Subwoofer

10-in woofer in band-pass enclosure by Frogdesign; 150-W amplifier with auto/manual turn-on; balanced-bridge driver-control system; 4th-order Linkwitz-Riley active crossover network with selectable low/high pass points. Compatible with SAT speaker series. Subwoofer level adjustable from -12 to +6 dB; crossover points 60, 80, 100 Hz low and high pass. Walnut-veneer and black finish. 19 x 21¾ x 19 in \$1,295 ea

SUB6 Subwoofer

6½-in dual-voice-coil woofer in dual-tuned band-pass enclosure. Features passive high and low pass crossover. Compatible with L200e and L300e speakers. 19 x 8½ x 8 in. Black or white finishes \$295 ea

SW5 Powered Subwoofer

12-in subwoofer with active crossover network and dedicated 350-W amp. Linkwitz-Riley crossover with adjustable crossover points; level control \$1,000 ea

SW4 Subwoofer

10-in woofer in band-pass enclosure \$600 ea
 SW2 Subwoofer. Similar to above; designed to mount on floor or ceiling \$400 ea

In-Wall Speaker

750iL 3-Way In-Wall Speaker

Infinite-baffle design with 7-in copolymer woofer,

1½-in dome midrange, and 1-in copolymer-dome tweeter. 4th-order Linkwitz-Riley 3-way crossover network; biwire capability with dual isolated grounds; magnetically isolated high- and low-pass crossover network. Zero-diffraction isolated flush-baffle design; cast-aluminum mounting system. Power handling 150 W cont; FR 42-20,000 Hz; crossover points 700, 4,000 Hz, 24 dB/octave; impedance 4 ohms. Oak, burl walnut, white, or black finish. Dimensions: 9¼ x 17¼ x 7¾ in \$1,200/pr

Model 400i/s 2-Way In-Wall Speaker

6-in copolymer woofer and 1-in copolymer-dome tweeter in minimum-diffraction-baffle enclosure. Power handling 100 W cont; FR 42-20,000 Hz \pm 3 dB; sens 91 dB SPL/W/m; crossover frequency 2,000 Hz; imp 4 ohms. 7¾ x 10¾ x 4¼ in; 5 lb ea \$520/pr

Model 300i/s 2-Way In-Wall Speaker

Features 5¼-in copolymer woofer and 1-in copolymer-dome tweeter in minimum diffraction-baffle enclosure. Power handling 100 W cont; FR 50-20,000 Hz \pm 3 dB; sens 92 dB SPL/W/m; crossover frequency 2,500 Hz; imp 4 ohms. 8¾ x 10¾ x 5 in; 1¾ lb ea \$380/pr

ADVANCED AKUSTIC

1001 MKII Akustic Reference 3-Way Speaker

Aperiodic design with two 12-in woofers, two 5-in cone midranges, 7½-in dome tweeter. Power handling 100 W cont avg; FR 25-35,000 Hz \pm 2 dB; sens 92 dB SPL/W/m; imp 4 ohms; crossover points 115 and 3,150 Hz. Optional wood finish; black metal grille. 14 x 62 x 22 in; 200 lb ea \$6,800/pr

801 MKII Akustic Reference 2-Way Speaker

B6 vented design with two 9-in woofers and 1½-in dome tweeter. Power handling 50 W cont avg; FR 30-24,000 Hz \pm 2 dB; sens 92 dB SPL/W/m; imp 4 ohms; crossover point 2,250 Hz. Optional wood finish; black metal grille. 11 x 50 x 14 in; 100 ea \$3,800/pr

701 MKII Reference 2-Way Speaker

QB3 vented design with 9-in woofer and 1½-in dome tweeter. Power handling 50 W cont avg; FR 35-24,000 Hz \pm 2 dB; sens 89 dB SPL/W/m; imp 8 ohms; crossover point 2,250 Hz. Optional wood finish; black metal grille. 10 x 40 x 12 in; 70 lb ea \$2,400/pr

MKII Reference Subwoofer

12-in aperiodic design. Woofer-level control. Power handling 100 W cont avg; FR 25-150,000 Hz \pm 2 dB; sens 90 dB SPL/W/m; imp 8 ohms; crossover point 115 Hz. Optional wood finish; black metal grille. 14 x 26 x 22 in; 90 lb ea \$2,200/pr

401 MKII Akustic 2-Way Speaker

Aperiodic design with two 7-in woofers and ¾-in dome tweeter. Power handling 50 W cont avg; FR 40-40,000 Hz \pm 2 dB; sens 90 dB SPL/W/m; imp 4 ohms; crossover point 3,150 Hz. Optional wood finish; black metal grille. 9 x 36 x 11 in; 50 lb ea \$2,000/pr

101 MKII Micro Reference 2-Way Speaker

QB3 vented design with 5-in woofer and ¾-in dome tweeter. Power handling 50 W cont avg; FR 50-40,000 Hz \pm 2 dB; sens 88 dB SPL/W/m; imp 8 ohms; crossover point 3,150 Hz. Optional wood finish; black metal grille. 7 x 13 x 9 in; 25 lb ea \$1,300/pr

201 MKII Compact 2-Way Speaker

Aperiodic design with 7-in woofer and ¾-in

SPEAKERS

dome tweeter. Power handling 50 W cont avg; FR 45-40,000 Hz \pm 2 dB; sens 86 dB SPL/W/m; imp 8 ohms; crossover point 3,150 Hz. Optional wood finish; black metal grille. 9 x 15 x 11 in; 30 lb ea \$1,200/pr

MKII Compact Subwoofer

Vented design with 9-in woofer. Woofer-level control. Power handling 50 W cont avg; FR 30-150,000 Hz \pm 2 dB; sens 89 dB SPL/W/m; imp 8 ohms; crossover point 115 Hz. Optional wood finish; black metal grille. 11 x 24 x 16 in; 60 lb ea \$1,200/pr

ADVANCED ELECTRO-DYNAMIC SYSTEMS

Cybele DLS-73 2-Way Speaker

Infinite-baffle design with 12-in woofer and two 6-in fiberglass waveguide tweeters. Power handling 100 W cont; FR 30-20,000 Hz; sens 85 dB SPL/W/m; crossover point 1,500 Hz; imp 8/7 ohms nom/min. Knit cloth finish and grille with gray base. 15 x 44 x 11 in; 63 lb \$2,195/pr

ADVANCED SOUND

Cabinets are hand-built using 3/4-in industrial-grade particleboard veneered on both sides and internally braced. Most models available in assembled or kit form. All systems have series crossover networks. A 30 day in-home trial and 3-year limited warranty are offered.

Bi-Polar 4-Way Speaker

Omnidirectional design with dome super-tweeter; 4 1/2-in dome tweeter, 4 1/2-in ferrofluid-cooled polypropylene-treated cone midrange, two 8-in midbass drivers. Pedestal cabinet; 12 dB series crossover network; bi-amp capability. FR 150-22,000 Hz \pm 3 dB; sens 94 dB SPL/W/m; crossover points 150 Hz, 1,000 Hz, 5,000 Hz, and 12,000 Hz; imp 6/4 ohms. Oak or walnut-veneered sides, pedestal, and base. Black formica slate top. Recessed grille with black or brown cloth on front and rear of cabinet. 49 1/2 x 30 x 6 in; 180 lb ea \$5,000/pr

Bipolar Powered Subwoofer

Four 10-in long-throw woofers in 2 separate tuned-port chambers. Pedestal cabinet with 1 1/2-in veneered side; panels; 160 W/ch MOSFET amp with level controls. FR 30-150 Hz \pm 3 dB; sens 94 dB SPL/W/m; crossover point 150 Hz; imp 3/4 ohms. Oak or walnut-veneered sides, pedestal and base. Black formica slate top. Recessed grille with black or brown cloth on front of cabinet only. 49 1/2 x 17 x 23 in; 230 lb ea \$4,500/pr

Zigurat 3-Way Speaker

Tuned-port, sloping front-baffle design with 3-in ferrofluid-cooled polycarbonate dome tweeter, 4 1/2-in ferrofluid-cooled polypropylene-treated cone midrange in isolation chamber, and 10-in long-throw woofer. Features pedestal cabinet. Frequency response 32-20,000 Hz \pm 3 dB; sensitivity 91 dB SPL/W/m; crossover points 900 and 6,000 Hz; impedance 6/8 ohms. Oak or walnut-veneered sides, pedestal, and base. Black formica slate top. Removable recessed grille with black or brown cloth. Dimensions: 41 x 18 x 16 in; 150 lb ea \$2,800/pr Available in kit form \$2,450/pr

Campanile Model II 3-Way Speaker

Tuned-port tower design with two 10-in long-throw woofers, 8-in midrange in isolation chamber, and 3-in polycarbonate-dome ferrofluid-cooled tweeter. sens 93 dB SPL/W/m; crossover points 300 and 2,500 Hz; imp 4/3

ohms. Oak or walnut veneered 1 1/4-in top and 1 1/4-in black base, wrapped in black or brown cloth. 47 x 13 x 18 in; 125 lb ea \$2,000/pr Available in kit form \$1,700/pr
Campanile Model I. As above, two 8-in long-throw woofers, 4 1/2-in polypropylene treated, ferrofluid-cooled cone midrange in isolated chamber, and 3-in polycarbonate-dome ferrofluid cooled tweeter. FR 38-20,000 Hz \pm 3 dB; sens 92 dB SPL/W/m; imp 6/4 ohms. Oak or walnut-veneered 1 1/4-in top and 1 1/4-in black base, wrapped in black or brown grille cloth. 36 x 13 x 13 in; 80 lb ea \$1,500/pr Available in kit form \$1,250/pr

Monolith Model 12P Powered Subwoofer

Tuned-port design mono subwoofer with 12-in long-throw woofer and 100 W/ch amp with level control. Designed to complement Campanile. FR 38-150 Hz \pm 3 dB; sens 91 dB SPL/W/m; crossover point 150 Hz; imp 6/8 ohms. Oak or walnut veneered 1 1/4-in top and 1 1/4-in black base; wrapped in black or brown grille cloth. 22 x 20 x 20 in; 80 lb ea \$1,440/pr Available in kit form \$1,340/pr

Monolith Model 10P. As above, 10-in long-throw woofer; no level control. FR 32-150 Hz \pm 3 dB \$1,300/pr Available in kit form \$1,200/pr

Monolith Model 12. As above, 12-in long-throw woofer, no amp. FR 38-150 Hz \pm 3 dB. \$840/pr Available in kit form \$740/pr

Monolith Model 10 Mono-Subwoofer. As above, 10-in long-throw woofer, no amp. FR 32-150 Hz \pm 3 dB \$750 ea Available in kit form \$650 ea

Cornerstone Model 4/8P Stereo Subwoofer

Cube design with four 8-in long-throw woofers in 2 sealed, tuned-port chambers. Two 50 W/ch amps with level controls and dual inputs. Designed to complement Cornerstone Satellites the Campanile I. sens 94 dB SPL/W/m; imp 3/4 ohms; crossover point 150 Hz; imp 4/3 ohms. Oak or walnut-veneered 1 1/4-in top and 1 1/4-in black base, wrapped in black or brown grille cloth. 22 x 20 x 20 in; 90 lb ea \$908 ea Available in kit form \$858 ea

Cornerstone Model 12P. As above, powered, with one 12-in long-throw woofer, dual voice-coil. FR 38-150 Hz \pm 3 dB; sens 89 dB SPL/W/m; no crossover \$750 ea Available in kit form \$700 ea

Cornerstone Model 4/8. As above, four 8-in long-throw woofers; no amp. FR 45-150 Hz \pm 3 dB; sens 94 dB SPL/W/m; crossover point 150 Hz \$540 ea Available in kit form \$490 ea

Cornerstone Model 2/8. As above, two 8-in woofers; no amp. FR 45-150 Hz \pm 3 dB; sens 91 dB SPL/W/m. 75 lb ea \$475 ea Available in kit form \$425 ea

Cornerstone Model 12S. As above, one 12-in long-throw woofer; no amp. FR 38-150 Hz \pm 3 dB; sens 89 dB SPL/W/m \$458 ea Available in kit form \$408 ea

Cornerstone 2-Way Bookshelf Speaker
 Two 4 1/2-in polypropylene-treated full-range driver and 3-in polycarbonate cooled-dome tweeter in center. Frequency response 120-20,000 Hz \pm 3 dB; sensitivity 94 dB SPL/W/m; crossover point 6,000 Hz; impedance 4/6 ohms. Oak or walnut-veneered 1-in top and 1-in base, wrapped in black or brown grille cloth. Dimensions: 18 x 7 1/2 x 12 in; 23 lb ea \$425/pr

ADVENT

New Vision Series Model 500 3-Way Speaker
 6 1/2-in aluminum-coil woofer, 5 1/4-in felted and

molded graphite midrange, 1-in ferrofluid soft dome in ISIM. Power handling 150 W cont; FR 40 Hz-23,000 Hz \pm 3 dB; sens 90 dB SPL/W/m; imp 6 ohms; crossover points 200, 3,000 Hz. Oiled teak veneer. 8 3/4 x 11 1/4 x 3 1/4 in; 42 lb ea \$1,060/pr

New Vision Series Model 2-Way 350 Speaker

6 1/2-in aluminum-coil woofer, 1-in ferrofluid-filled soft dome. Power handling 125-500 W cont; FR 41-23,000 Hz \pm 3 dB; sens 89 dB SPL/W/m; imp 6 ohms; crossover point 3,000 Hz; resonance 65 Hz \pm 5 Hz. Vinyl veneer. 13 1/4 x 43 3/4 x 9 1/4 in; 43 lb ea \$740/pr

Advent Heritage 2-Way Speaker

Two 8-in aluminum-coil woofers, 1-in ferrofluid-filled parabolic-dome tweeter. Power handling 150 W rms; frequency response 425-23,000 Hz \pm 3 dB; sens 89.5 dB/2.83 V/m; impedance 6 ohms; crossover point 3,500 Hz; total harmonic distortion < 0.5% above 75 Hz at 1 W; resonance 55 Hz \pm 5 Hz. Oiled pecan finish. 10 1/2 x 37 1/4 x 13 in; 46 lb ea \$700/pr

Advent Laureate 2-Way Speaker

Dual 6 1/2-in woofer, 1-in ferrofluid-filled parabolic-soft-dome tweeter. Power handling 125 W cont; sens 90 dB/2.83 V/m; nominal impedance 6 ohms; crossover point 3,000 Hz; total harmonic distortion < 1% above 80 Hz at 1 W, < 1.5% above 100 Hz at 10 W; resonance 50 Hz \pm 3 Hz. Oiled-solid pecan wood. Dimensions: 9 x 37 1/4 x 12 in; 46 lb \$550/pr

Advent Legacy II 2-Way Speaker

10-in aluminum-coil woofer, 1-in ferrofluid-filled parabolic-dome tweeter. Power handling 100 W cont; FR 38-23,000 Hz \pm 3 dB; sens 90 dB SPL/W/m; imp 6 ohms; crossover point 2,000 Hz; THD < 1% above 100 Hz at 10 W; resonance 51 Hz \pm 3 Hz. Oiled pecan top and base; black-textured vinyl over fiberboard. 16 x 28 1/4 x 9 1/4 in; 46.5 lb ea \$460/pr

Advent Gallery Series 2-Way In-Wall Speaker

Acoustic-suspension design 6 1/2-in woofer, 1/2-in polycarbonate ferrofluid-filled hard-dome tweeter. Power handling 50 W cont; FR 60-21,000 Hz \pm 3 dB; sens 89 dB/2.83 V/m; imp 6 ohms; crossover point 4,500 Hz. Solid pecan frame with black finish grille, baffle, and trim plate. 12 1/4 x 8 1/4 in \$399/pr Paintable white finish \$349/pr

Advent Prodigy Tower 2-Way Speaker

8-in woofer and 3/4-in polyimide ferrofluid-filled tweeter. Power handling 75 W cont. Oiled pecan top and base. 10 x 28 1/2 x 8 3/4 in; 25.25 lb \$360/pr

Advent Prodigy II 2-Way Bookshelf Speaker

Bookshelf or floor-standing speaker with 8-in woofer and 3/4-in polyimide ferrofluid-cooled soft-dome tweeter. Features solid pecan end-caps. Power handling 75 W cont; FR 45-23,000 Hz \pm 3 dB \$360/pr

Mini-Advent Subwoofer II/Satellite System

Features 2 Mini-Advent speakers and bass-module with two 5 1/4-in aluminum-coil woofers, 1/2-in polycarbonate ferrofluid-filled hard-dome tweeter. Power handling 40 W cont; FR 110-21,000 Hz \pm 3 dB; sens 91 dB/2.83 V/m; imp 6 ohms; satellite crossover point 4,500 Hz; THD < 1.5% above 200 W at 1 W. Black-textured vinyl over dense fiberboard. 15 1/2 x 13 x 18 1/4 in; 10 lb \$290/ea

Advent Baby II 2-Way Bookshelf Speaker

6 1/2-in aluminum-coil woofer, 1/2-in polycarbon-

SPEAKERS

ate ferrofluid-filled hard-dome tweeter. Power handling 50 W cont; FR 60-21,000 Hz \pm 3 dB; sens 89 dB \pm 3 dB; imp 6 ohms; crossover point 4,500 Hz; THD <1.25% above 100 at 1 W; resonance 79 Hz \pm 5 Hz. Cabinet with oiled solid-wood top and black textured-vinyl over fiberboard. 11 x 16 1/2 x 6 1/4 in; 13 lb \$250/pr

Mini-Advent 2-Way Speaker

Compact speaker with 5/4-in woofer, 1/2-in polycarbonate ferrofluid-cooled tweeter. Power handling 40 W cont; FR 110-21,000 Hz \pm 3 dB; sens 88 dB; imp 6 ohms; crossover point 4,500 Hz; THD <1.5% above 200 at 1 W; resonance 85 Hz \pm 5 Hz. Solid pecan top and base. 6 1/2 x 11 x 5 1/2 in; 10 lb \$200/pr

Mini-Advent 2-Way Outdoor Speaker

Compact weather-resistant speaker with 5/4-in woofer, 1/2-in polycarbonate ferrofluid-cooled tweeter. Power handling 40 W cont; FR 110-21,000 Hz \pm 3 dB; sens 88 dB; imp 6 ohms; crossover point 4,500 Hz; THD <1.5% above 200 Hz at 1 W; resonance 85 Hz \pm 5 Hz. Black or white top and base. 6 1/2 x 11 x 5 1/2 in, 10 lb \$200/pr

Mini-Advent Bracket. Water-resistant stand for above \$60/pr

AES

In-Wall Series

The following speakers are water-resistant and designed for in-wall installation; preinstalled mounting brackets are not required.

AES-4 Subwoofer

6 x 9-in polypropylene woofer with dual voice coil. FR 28-90 Hz; power handling 10-60 W cont avg; imp 8 ohms. 8 x 11 1/4 x 3 3/8 in \$295 ea

AES-3 Subwoofer

6 x 9-in polypropylene woofer. FR 28-90 Hz; power handling 10-100 W cont avg; imp 8 ohms. 8 x 11 1/4 x 3 3/8 in \$229 ea

AES-2 2-Way Speaker

6 1/2-in polypropylene woofer and 1-in ferrofluid-cooled tweeter. Includes auto-reset speaker protection. Frequency response 40-20,000 Hz; power handling 10-80 W continuous average; impedance 8 ohms. 8 x 11 1/4 x 3 3/8 in ... \$179 ea

AES-1 2-Way Speaker

6 1/2-in polypropylene woofer and 2 1/4-in tweeter. Includes auto-reset speaker protection. FR 55-20,000 Hz; power handling 10-60 W cont avg; imp 8 ohms. 8 x 11 1/4 x 3 3/8 in \$124 ea

AES-5 2-Way Speaker

6 1/2-in polypropylene woofer and 2 1/4-in tweeter. Includes auto-reset speaker protection. FR 70-20,000 Hz; power handling 10-30 W cont avg; imp 8 ohms. 8 x 11 1/4 x 3 3/8 in \$99 ea

AIWA

SC-A70 Powered Mini Speaker

Bass-reflex design with 3-in full-range driver. Features auto power on/off switching. Separate bass and treble controls; variable loudness control; LED power indicator; volume control. Includes AC adaptor and 59-in Y-connector for portable stereos. Power output 3 W; FR 150-20,000 Hz; sens 86 dB SPL/W/m. 7 x 4 1/8 x 4 1/8 in; 19.2 oz \$120/pr

SC-A50 Powered Mini Speaker

3-in full-range speaker. Features auto power on/off switch. Separate bass and treble variable

loudness control, and volume controls; LED power indicator; direct-in terminal. Power output 2.5 W into 4 ohms at 1,000 Hz with 10% THD; FR 150-18,000 Hz; sens 86 dB SPL/W/m. Optional AC adaptor. 4 x 6 1/8 x 4 in \$90/pr

SC-A40 Powered Mini Speaker

2-in full-range speaker. Features auto power on/off switch. Slim design; LED power indicator. Power output 400 mW into 8 ohms at 1,000 Hz with 10% THD; FR 400-20,000 Hz; sens 83 dB SPL/W/m. 2 1/8 x 4 x 1 1/2 in; 4 oz \$50/pr

SC-A30 Powered Mini Speaker

2-in full-range speaker. Features slide-in mount; LED power indicator. FR 400-20,000 Hz; power output 400 mW; sens 83 dB SPL/W/m. Includes 39-in mini-cord plug. Runs on AA batteries. 3 x 4 x 1 1/2 in; 4 oz \$45/pr

ALLISON

IC-20 3-Way Speaker

Triangular-shaped acoustic-suspension tower with two 10-in woofers, four 3/2-in convex midranges, four 1-in convex tweeters. Features adjustable mid/high output; bidirectional woofer setting; separate biamping inputs for woofers, mids, tweeters; auto-resetting resistors in each crossover; cabinet panels 3/4-in to 1 1/4-in thick, braced front to back and between panels; interior damped with glass fiber. Power handling 30-400 W/ch; crossover points 350 and 3,750 Hz; FR -3 dB at 28.5 Hz, -8 dB at 21 Hz; sens 87 dB SPL/V/m; imp 6 ohms nominal. 5 1/2 min. Oak, walnut, or black-veneer finishes. 21 x 48 x 12 in; 100 lb \$5,200/pr

IC-10 3 Way Speaker

Triangular-shaped acoustic-suspension tower with two 8-in woofers, two 3/2-in convex midranges, two 1-in convex tweeters. Features mid/high output; separate biamping inputs for woofers, mids, tweeters; auto-resetting resistors in each crossover; cabinet panels 3/4-in to 1 1/4-in thick, braced front to back and between panels; interior damped with glass fiber. Power handling 20-200 W/ch; crossover points 350 and 3,750 Hz; sens 87 dB SPL/W/ch; imp 6 ohms nominal. Lacquered walnut or black-veneer finish. 48 x 21 x 12 in; 73 lb \$2,500/pr

IC-6 2-Way Bookshelf Speaker

Acoustic-suspension design with 8-in woofer, 1-in convex tweeter; speaker-protection circuit; angled sides for image enhancement and placement versatility; switch for corner or wall placement. Power handling 15-150 W; crossover point 2,000 Hz; FR -3 dB at 46 Hz, -8 dB at 34 Hz; sens 87 dB SPL/V/m; imp 6 ohms nominal, 4 min; crossover point 2,000 Hz. Lacquered walnut or black-veneer finish. 11 x 11 x 11 in; 34 lb \$600/pr

IC-5. Smaller version of IC-6 with 4-in woofer. Power handling 10-75 W; FR -3 dB at 90 Hz, -8 dB at 62 Hz; crossover point 2,500 Hz. 8 x 7 x 7 in \$400/pr

AL Series

All AL Series speakers feature speaker-protection circuitry and a 5-year warranty.

AL-130 3-Way Speaker

Acoustic-suspension design with two 8-in push-pull woofers, 3/2-in midrange, 1-in convex tweeter. Power handling 200 W; sens 87 dB SPL/V/m; imp 6 ohms; crossover points 450, 4,000 Hz; power handling 15-200 W. Oak, walnut, or black-vinyl finish. 12 1/2 x 37 1/2 x 14 1/4 in; 57 lb \$1,200/pr

AL-125. As AL-130, with two 6 1/2-in push-pull woofers. 11 1/8 x 30 3/8 x 11 1/8 in, 40 lb ... \$960/pr

AL-120 2-Way Speaker

Acoustic-suspension design with two 6 1/2-in woofers, 1-in convex tweeter. Power handling 200 W; sens 87 dB SPL/V/m; imp 6 ohms; crossover points 100, 2000 Hz; power handling 15-200 W. Oak, walnut, or black vinyl-finish. 11 1/8 x 23 3/8 x 11 1/2 in; 33.2 lb \$660/pr

AL-115. As above, with 8-in woofer, power handling 150 W; crossover point 2,000 Hz; power handling 15-150 W. 11 1/8 x 20 x 10 1/8 in; 22 lb \$460/pr

AL-110. As AL-115, with 6-in woofer. 9 1/2 x 15 7/8 in, 16 lb \$360/pr

AL-105. As above, with 1-in copolymer-dome tweeter. Crossover point 2,500 Hz. 9 1/2 x 14 3/4 x 8 1/4 in; 13 lb \$260/pr

AL-100. As AL-105, with simpler crossover and smaller cabinet. Power handling 15-75 W. Walnut or black-vinyl finish. 9 3/8 x 13 1/4 x 7 3/4 in \$220/pr

Compact Speakers

MS-205 Subwoofer/Satellite System

Three-piece system comprising Mini 1SW and two MS-200 speakers. Power handling 15-100 W \$550/sys

Mini 1SW Woofer

Compact 2-channel acoustic-suspension bass system for satellite speakers. 8-in subwoofer; woofer-protection circuit. Power handling 10-100 W; FR -3 dB at 55 and 150 Hz; sens 90 dB SPL/W/m; imp 4 ohms nominal, 3 1/2 min; crossover point 150 Hz. Black-lacquer finish \$300 ea

MS-200 Miniature 2-Way Speaker

4-in long-throw woofer, 1-in convex tweeter. Features speaker-protection circuit. Power handling 15-75 W; frequency response -3 dB at 95 Hz, -8 dB at 70 Hz; sensitivity 90 dB SPL/W/m; impedance 6 ohms; crossover 2,500 Hz. Black-lacquer finish \$260/pr

ALTEC LANSING

Altec Lansing speakers are covered by a 5-year warranty.

Bias 550 5-Way Powered Speaker System

Two 10-in carbon-fiber subwoofers, 8-in carbon-fiber woofer, 6-in carbon-fiber midrange, 2-in diamond-coated/polyimide upper midrange, and 1-in tweeter. Woofer 125 W into 8 ohms, subwoofer 250 W into 4 ohms, midrange 125 W into 8 ohms, upper midrange 125 W into 8 ohms, tweeter 75 W into 8 ohms. 5-way Butterworth crossover; each driver is enclosed in separate acoustic-suspension chamber; active eq with remote; swiveling mid- and high-frequency drivers. FR 20-22,000 Hz \pm 2 dB; sens 90 dB SPL/W/m; imp 8 ohms; crossover points 80, 150, 450, 1,500, and 4,500 Hz. 19 x 71 x 24 in \$12,000/sys


Model 512 4-Way Powered Speaker

Acoustic-suspension design with two 10-in carbon-fiber woofers, 6 1/2-in carbon-fiber midbass, 2-in polyimide/diamond-coated midrange, and 1-in tweeter. Features control panel on top for triamping; auto on/off switch. FR 20-22,000 Hz \pm 3 dB. 75 W into 8 ohms, 250 W into 4 ohms; sens 90 dB SPL/W/m; imp 8 ohms. 13 x 57 x 13 1/2 in; 120 lb/ea \$4,500/pr

Model 511 4-Way Speaker


Acoustic-suspension design with two 10-in

Big bopper.



**Pretty
big bopper.**



JUST BECAUSE YOU'RE A LITTLE CRAMPED FOR SPACE DOESN'T MEAN YOU HAVE TO SCRIMP ON SOUND. INTRODUCING THE COMPACT PROPERFORMER SERIES FROM JBL. 2-PIECE SYSTEMS. AND 3-PIECE SYSTEMS LIKE THE PRO III PLUS. SAME TITANIUM TRANSDUCERS, SAME RICH BASS, SAME STUDIO MONITOR SOUND AS THE PROS. SAME WAY PEOPLE WHO MAKE MUSIC FOR A LIVING HAVE BEEN MAKING  IT, MIXING IT AND MASTERING IT SINCE DAY ONE.

SPEAKERS

long-throw carbon-fiber woofers, 6½-in carbon-fiber midbass, 2-in polyimide/diamond-coated-dome midrange, and 1-in diamond-coated-dome tweeter with ferrofluid cooling. Features single/bi/tri/quad amp terminals. FR 24-20,000 Hz \pm 3 dB; sens 92 dB SPL/W/m; power handling 150 W cont, max 300 W. 13 x 57 x 13½ in; 110 lb. \$3,000/pr

Model 510 3-Way Speaker
Acoustic-suspension design with two 10-in carbon-fiber woofers, 2-in polyimide vacuum-deposited titanium midrange, 1-in polyimide vacuum-deposited titanium dome tweeter. Features biamp terminals and adjustable crossover. Power handling 150 W nom, 300 W max; sens 93 dB SPL/W/m; imp 4 ohms. 12 x 46 x 13½ in \$1,600/pr

Model 508 3-Way Speaker
Acoustic-suspension tower design with two 8-in carbon-fiber cones, 2-in polyimide vacuum-deposited titanium midrange, 1-in polyimide vacuum-deposited titanium tweeter. FR 40-20,000 Hz \pm 3 dB; sensitivity 90.5 dB SPL/W/m; power handling 125 W nominal, 250 W maximum; imp 4 ohm. Walnut-veneer cabinet. 10½ x 40 x 11 in. \$1,100/pr

Model 505 3-Way Speaker
Acoustic-suspension design with 10-in long-throw carbon-fiber woofer, 3½-in carbon-fiber midrange, 1-in polyimide/titanium tweeter with ferrofluid cooling. FR 35-20,000 Hz \pm 3 dB; sens 92 dB SPL/W/m; power handling 100 W nom, 200 W max. Walnut or black-veneer finish. 12 x 34 x 13½ in. \$850/pr

PSW-10 Powered Subwoofer
10-in carbon-fiber woofer with 100-W amp. FR 26-150 Hz \pm 3 dB. Input imp 8 ohms. 17½ x 17½ x 17½ in \$850/pr

Model 305 3-Way Speaker
Acoustic-suspension design with 10-in carbon-fiber woofer, 2-in midrange, and 1-in tweeter. Power handling 125 W nom, 250 W max; sens 93 dB SPL/W/m; imp 8 ohms. 14½ x 27 x 12 in \$800/pr

Model 205 3-Way Speaker
Acoustic-suspension design with 8-in carbon-fiber woofer, 2-in midrange, and 1-in polyimide/titanium tweeter. Power handling 75 W nom, 150 W max; sens 91 dB SPL/W/m; imp 6 ohms. 12 x 22 x 9 in \$600/pr

System 3 Subwoofer/Satellite System
2 satellites, each with two 3-in carbon-filled polypropylene drivers and ½-in dome tweeter with ferrofluid cooling. Subwoofer module has two 8-in long-throw carbon-filled polypropylene woofers. Power handling 80 W nom, 160 W max; sens 90 dB; imp 4 ohms; crossover points 180 and 4,500 Hz. Satellites 4 x 8½ x 3¼ in, subwoofer 4 x 9¼ x 3¼ in \$600/sys

Model 100 3-Way Speaker
Acoustic-suspension tower design with two 8-in carbon-filled polypropylene woofers, 2-in dome midrange, 1-in dome tweeter. Features fiberglass-filled ABS cabinet. FR 38-20,000 Hz; power handling 100 W nom, 200 W max; imp 8 ohms. Walnut or black woodgrain vinyl. 40½ x 10¼ x 11 in. \$500/pr

ITW 260 Subwoofer
Two 6½-in long-throw woofers. Power handling 80 W nom, 160 W max; FR 32-250 Hz \pm 3 dB; sens 90 dB; imp 4 ohms; crossover frequency 180 Hz, 18 dB/oct. 12½ x 19¼ x 3½ in \$400 ea

Model 105 2-Way Bookshelf Speaker
Acoustic-suspension design with 6-in carbon-fiber woofer and 1-in polyimide/titanium tweeter. FR 50-20,000 Hz \pm 3 dB; power handling 50 W nom, 100 W max; sens 91 dB SPL/W/m; imp 6 ohm. 9½ x 17 x 8½ in \$375/pr

ITW 265 2-Way In-Wall Speaker
6½-in woofer and ¼-in polyester-dome tweeters. Power handling 40 W nom, 100 W max; FR 40 Hz-20,000 Hz \pm 3 dB; sens 90 dB; imp 6 ohms; crossover frequency 3,500 Hz, 12 dB/oct. 8¼ x 11¼ x 3¼ in \$300/pr

Model 95 3-Way Bookshelf Speaker
Acoustic-suspension design with 8-in carbon-filled polypropylene woofer, 4-in midrange, and ¼-in polyimide-dome tweeter. FR 35-22,000 Hz; power handling 75 W nom, 150 W max; sens 92 dB SPL/W/m. 12 x 22 x 9 in \$300/pr

Model 55 2-Way Indoor/Outdoor Speaker
Acoustic suspension design with 4-in epoxy-reinforced carbon-fiber woofer, and ¼-in polyimide-dome tweeter. FR 85-20,000 Hz \pm 3 dB power handling 40 W nom, 80 W max; imp 4 ohms. 7 x 9¼ x 5½ in \$250/pr

Model 85 2-Way Bookshelf Speaker
Acoustic-suspension design with 6½-in carbon-filled polypropylene woofer and ¼-in polyimide-dome tweeter. FR 35-22,000 Hz; power handling 50 W nom, 100 W max; sens 92 dB SPL. 9½ x 17 x 8½ in \$200/pr

Model 66 2-Way Waterproof Speaker
Acoustic-suspension design with two 6-in carbon-filled polypropylene woofers, and ¼-in dome tweeter. Frequency response 38-21,000 Hz; power handling 100 W nominal, 200 W maximum; impedance 8 ohms. Available in black and white. 15¼ x 7¼ x 7 in \$200 ea

ALTERNATIVE AUDIO SOLUTIONS

Klearnote Tweeter
3¼-in domed add-on tweeter in clear acrylic housing. Power handling max 75 W; FR 1,000-40,000 Hz; sens 91 dB SPL/W/m; imp >1,000 ohms at 1,000 Hz and >20 ohms at 40,000 Hz. Speaker wire included. Available mail order only. 5 x 9 x 5 in \$60/pr

AMERICAN ACOUSTICS

DS Series

DS 1212 3-Way Speaker
Bass-reflex design with two 12-in woofers, 6½-in ferrofluid-cooled midranges, 1-in soft-dome tweeter. Power handling 275 W cont; FR 23-22,000 Hz; sens 95 dB SPL/W/m; imp 4 ohms. 15½ x 44 x 17½ in \$1,000/pr

DS 1010 3-Way Speaker
Bass-reflex design with two 10-in woofers, 5-in ferrofluid-cooled midrange, and 1-in soft-dome tweeter. Power handling 200 W cont; FR 34-22,000 Hz; sens 94 dB SPL/W/m; imp 4 ohms. 14 x 37¼ x 14¼ in \$750/pr

DS 88 2-Way Speaker
Bass-reflex design with two 8-in woofers and 1-in soft-dome tweeter. Power handling 125 W rms; FR 38-22,000 Hz; sens 93 dB SPL/W/m; imp 4 ohms. 12 x 26¼ x 12¼ in \$500/pr

DS 66 2-Way Speaker
Bass-reflex design with two 6½-in woofers and 1-in soft dome tweeter. Power handling 85 W

rms; FR 42-22,000 Hz; sens 93 dB SPL/W/m; imp 4 ohms. 10½ x 21½ x 10¼ in. \$300/pr

D Series

D9550E 5-Way Speaker
12-in polymer woofer, two 5-in sealed-back ferrofluid-cooled midranges, 1-in soft-dome tweeter; 3-in cone tweeter. Power handling 205 W cont; frequency response 32-22,000 Hz; sens 99.5 dB SPL/W/m; imp 8 ohm; crossover point 600 Hz. Oak or black-ash finish. 15 x 40¼ x 14½ in \$880/pr

D5550E 4-Way Speaker
Vented design with 15-in polymer-coated woofer, 5-in sealed-back ferrofluid-cooled midrange, 1-in soft-dome ferrofluid-cooled tweeter, 3-in dome ferrofluid-cooled tweeter. Power handling 120 W cont; FR 43-22,000 Hz; sens 96.5 dB SPL/W/m; imp 4/8 ohm; crossover points 1,700, 6,000 Hz. 15½ x 27 x 10¼ in \$520/pr

D4550E 3-Way Speaker
Vented design with 10-in polymer woofer, 5-in sealed-back ferrofluid-cooled midrange, 1-in soft-dome ferrofluid-cooled tweeter. Power handling 80 W cont; frequency response 45-22,000 Hz; sensitivity 95.5 dB SPL/W/m; impedance 4/8 ohm. 15 x 24 x 10 in \$420/pr

D3550E 2-Way Bookshelf Speaker
Vented design with 8-in polymer woofer, 1-in ferrofluid-cooled and damped soft-dome tweeter. Power handling 45 W cont; FR 60-22,000 Hz; sens 94.5 dB SPL/W/m; imp 4/8 ohm. 11¼ x 18½ x 8 in \$280/pr

D2550E 2-Way Bookshelf Speaker
Vented bookshelf design with 6½-in polymer woofer, 1-in ferrofluid-cooled soft-dome tweeter. Power handling 40 W cont; FR 65-22,000 Hz; sens 91.5 dB SPL/W/m; imp 4/8 ohm. 9¾ x 12¼ x 7 in \$230/pr

AAL Series

The following speakers carry a 10-yr warranty.

AAL 124 4-Way Speaker
Vented design with 12-in fiber-cone woofer, 4-in and 3-in ferrofluid-cooled midranges and 3¼-in round horn-loaded quartz tweeter. Power handling 100 W cont avg; FR 50-20,000 Hz; sens 90 dB SPL/W/m; imp 4 ohms. 15½ x 27 x 10¼ in \$400/pr

AAL 103 3-Way Speaker
Vented design with 10-in fiber-cone woofer, 4-in ferrofluid-cooled cone midrange and 3¼-in round horn-loaded quartz tweeter. Power handling 75 W cont; frequency response 55-20,000 Hz; sensitivity 91.5 dB SPL/W/m; impedance 4 ohms. 15 x 24 x 10½ in \$360/pr

AAL 223 4-Way Speaker
Vented design with two 12-in fiber-cone woofers, 5-in ferrofluid-cooled midrange and round horn-loaded quartz tweeter. Power handling 300 W cont; FR 38-22,000 Hz; sens 93 dB SPL/W/m; imp 4 ohms. 16 x 39¼ x 15 in \$299 ea

AAL 154 4-Way Speaker
Vented design with 15-in fiber-cone woofer, 4-in and 3-in ferrofluid-cooled midranges and 3¼-in round horn-loaded quartz tweeter. Power handling 125 W cont; frequency response 40-20,000 Hz; sensitivity 92 dB SPL/W/m; impedance 4 ohms. 18½ x 29 x 15 in \$249/pr

AAL 83 3-Way Bookshelf Speaker
Vented design with 8-in fiber-cone woofer, 3-in

The \$199* TITAN. Music... for a Song!



YOU ONLY GET WHAT YOU PAY FOR. Right? Well, not always. PARADIGM, the leader in speaker performance/value, has done the impossible - made a speaker system that is an absolute audiophile delight for an incredible \$199/pair... *the TITAN!*

WHAT DOES IT TAKE to build the finest speaker at this price?

Quite simply, better design execution and better materials. So, rather than typical inferior cone-type tweeters, the TITAN uses a wide-dispersion *dome* tweeter complete with high-temperature voice-coil, aluminum former and ferrofluid damping and cooling. Instead of lesser paper-cone-type woofers, the TITAN woofer uses a polypropylene cone with a high compliance suspension, high-temperature voice-coil and kapton former.

Add to this a seamless dividing network and the results are outstanding! Musical, three-dimensional, the TITAN offers performance that belies its astonishing low price.

YOU WON'T FIND PARADIGM speakers everywhere. Product this good requires the expertise of a qualified audio specialist. So, before you buy any inexpensive speaker, visit your AUTHORIZED PARADIGM DEALER and listen to the amazing TITAN. What you will hear is music... *for a song!*

FOR MORE INFORMATION CALL 1-800-553-4355 Ext. 41274 or write: AUDIOSTREAM, MPO Box 2410 Niagara Falls, NY 14302. In Canada: PARADIGM, 569 Fenmar Drive, Weston, ON M9L 2R6.

Paradigm®

SPEAKERS

ferrofluid-cooled cone midrange, 3/4-in round horn-loaded tweeter. Power handling 50 W cont; FR 75-20,000 Hz; sens 92 dB SPL/W/m; imp 4 ohms. 11 1/4 x 18 1/2 x 8 1/2 in. \$230/pr

AAL 62 2-Way Bookshelf Speaker

Vented design with 6 1/2-in fiber-cone woofer and 3/4-in round horn-loaded tweeter. Power handling 38 W cont; FR 90-20,000 Hz; sens 90 dB SPL/W/m; imp 4 ohms. 9 1/2 x 12 1/2 x 7 1/2 in. \$200/pr

AMRITA AUDIO

Amrit-Reference Standards 3-Way Speaker

Vented design with 6 1/2-in acoustic-suspension midrange, 1-in metal-dome tweeter. Features terminals for biwiring. FR 24-20,000 Hz \pm 3 dB; sens 92 dB; max SPL 118 dB; imp 6 ohms; crossover points 280, 35,000 Hz. 15 x 48 1/2 x 19 1/2 in, 115 lb ea. \$3,795/pr

Amrit-Summit Towers 3-Way Speaker

Dual 10-in bass-reflex compounded woofers, 1-in metal-dome tweeter, 6 1/2 acoustic-suspension midrange. Features terminals for biwiring. FR 23-20,000 Hz \pm 3 dB; sens 92 dB; max SPL 117 dB; imp 7 ohms; crossover points 240, 45,000 Hz. 13 1/2 x 41 x 15 1/2 in, 93 lb ea. \$1,995/pr

Amrit-Heartland Towers 2-Way Speaker

Two 8-in compounded woofers, 1-in fluid-filled dome tweeter. Features terminals for biwiring and biamping. sens 96 dB; max SPL 110 dB; imp 7 ohms; crossover point 3,400 Hz. 12 1/2 x 36 x 17 in; 70 lb ea. \$1,295/pr

Amrit-Allegria Towers 3-Way Speaker

10-in bass-reflex woofer; 1-in metal-dome tweeter, 3/2-in cloth-dome midrange. Features terminals for biwiring. FR 29-20,000 Hz \pm 3 dB; sens 92 dB; max SPL 112 dB; imp 7 ohms; crossover points 650, 4,500 Hz. 12 1/2 x 37 x 15 1/2 in; 60 lb ea. \$1,095/pr

Amrit-MiniMonitor 2-Way Bookshelf Speaker

Two 8-in woofers, 1-in metal dome tweeter. FR 39-20,000 Hz \pm 3 dB; sens 92 dB; max SPL 110 dB; imp 6 ohms; crossover point 3,100 Hz. 11 x 17 x 12 in; 35 lb. \$995/pr
Matching Stands \$195/pr

Amrit-Thunderbird Subwoofer

Two 10-in woofers 7th-order cabinet. FR 26-100 Hz \pm 3 dB; sens 91 dB; imp 6 ohms. 17 x 36 x 19 in; 69 lb. \$895/pr

Amrit-Elan Towers 2-Way Speaker

8-in bass-reflex woofer, 1-in metal-dome tweeter. FR 32-20,000 Hz \pm 3 dB; sens 90 dB; max SPL 110 dB; imp 7 ohms; crossover point 32,000 Hz. 11 x 35 x 13 in; 46 lb ea. \$795/pr

Amrit-Logos 2-Way Bookshelf Speaker

8-in bass-reflex woofer, 1-in metal-dome tweeter. FR 35-20,000 Hz \pm 3 dB; sens 90 dB; max SPL 110 dB; imp 7 ohms; crossover point 32,000 Hz. 15 x 20 x 14 in; 32 lb. \$695/pr

Amrit-Troppo Towers 2-Way Speaker

6 1/2-in bass reflex woofers, 1-in metal dome tweeter. FR 35-20,000 Hz \pm 3 dB; sens 92 dB; max SPL 106 dB; imp 6 ohms; crossover point 45,000 Hz. 9 1/2 x 34 1/2 x 8 1/2 in; 30 lb ea. \$595/pr

Amrit-Motif 2-Way Speaker

6 1/2-in bass reflex bookshelf woofer, 1-in metal dome tweeter. FR 43-20,000 Hz \pm 3 dB; sens 92 dB; max SPL 106 dB; imp 6 ohms; crossover point 45,000 Hz. 10 1/4 x 16 x 9 in; 17 lb ea. \$495/pr

Amrit-Ariel 2-Way Speaker

6 1/2-in acoustic-suspension woofer, 1-in metal-dome tweeter. Frequency response 58-20,000 Hz \pm 3 dB; sensitivity 92 dB; max SPL 106 dB; impedance 6 ohms; crossover point 45,000 Hz. 9 1/2 x 15 x 7 1/2 in; 15 lb ea. \$445/pr

APOGEE

Grand 4-Way Ribbon Speaker

Full-range ribbon design with subwoofer. Features two 12-in trapezoidal woofer ribbons and separate midrange and tweeter ribbons. Separate woofer/midrange/tweeter/subwoofer-level controls. Power handling 100 W continuous average; frequency response 15-25,000; impedance 3 ohms; crossover points 70, 250 and 9,000 Hz. Finish is optional. Black-knit grille. 32 x 86 x 38 in; 1,200 lb pr. \$45,000-\$60,000/pr

Diva 3-Way Ribbon Speaker

Full-range ribbon design with adjustable crossover. Features trapezoidal woofer ribbon, and separate midrange and tweeter ribbons. Power handling 200 W cont avg; FR 20-25,000 Hz; sens 115 dB SPL/W/m; imp 4 ohms. Anthracite, taupe or custom finishes. 31 x 73 x 3 in; 150 lb ea. \$9,295/pr

Duetta Signature 2-Way Ribbon Speaker

Midsized ribbon design. Utilizes trapezoidal woofer ribbon; midrange/tweeter ribbon; internal crossover. Power handling 200 W cont avg; FR 30-20,000 Hz; sens 100 dB SPL/W/m; imp 4 ohms. Anthracite, taupe or custom finishes. 26 x 58 x 3 in; 115 lb ea. \$4,395/pr

Centaur Major 2-Way Ribbon Speaker

Hybrid design featuring 10-in woofer ribbon and tweeter ribbon. Separate woofer/tweeter-level controls. Power handling 80 W cont avg; FR 31-20,000 Hz; imp 6 ohms; crossover point 350 Hz. Finish is optional; black-knit grille. 18 x 64 x 12 in; 200 lb pr. \$3,395/pr

Caliper Signature 2-Way Ribbon Speaker

Midsized ribbon design featuring trapezoidal woofer ribbon, narrow-canted midrange/tweeter ribbon, and crossover circuitry. Power handling 150 W cont avg; frequency response 30-20,000 Hz; sensitivity 105 dB SPL/W/m; impedance 3 ohms. Anthracite, taupe or custom finishes. 24 x 48 x 2 in; 70 lb ea. \$3,295/pr

Stage 2-Way Ribbon Speaker

Ribbon design featuring trapezoidal woofer ribbon, midrange/tweeter ribbon, internal crossover. Power handling 150 W cont avg; FR 35-20,000 Hz; sens 107 dB SPL/W/m; imp 3 ohms. Anthracite with basswood or mahogany trim, taupe with mahogany trim. 26 x 36 x 2 in; 60 lb ea. \$2,395/pr
Stand. For the above \$350/pr

Centaur 2-Way Ribbon Speaker

Hybrid design featuring dipole midrange-tweeter ribbon and 8-in long throw polypropylene woofer in acoustic-suspension enclosure. Power handling 150 W cont avg; FR 38-20,000 Hz; sens 107 dB SPL/W/m; imp 5 ohms. Black grille with agate or walnut fascia. 15 x 46 x 11 in; 65 lb ea. \$1,595/pr

Centaur Minor 2-Way Ribbon Speaker

Hybrid design featuring 6 1/2-in woofer ribbon and tweeter ribbon. Woofer-level control. Power handling 50 W cont; FR 40-20,000 Hz; imp 6 ohms; crossover point 1,200 Hz. Metallic gray finish; black-knit grille. 14 x 39 x 9 in; 100 lb pr. \$1,195/pr

Crossover

DAX III Active Crossover

For Diva, Duetta Signature, Caliper Signature, and Centaur Major. Compatible with balanced amps or single-ended amps. Separate regulated power supply; high-pass/low-pass level controls. S/N 100 dB; distortion 0.003%; output imp 8 ohms. \$2,995

ARANT

A-200 3-Way Speaker

Features 10-in woofer, 4 1/2-in dome midrange, and 1-in dome tweeter in vented enclosure. Min power 15 W; FR 34-22,000 Hz \pm 3 dB; sens 92 dB SPL/W/m; crossover points 800 and 3,500 Hz; imp 6 ohms. Oiled walnut finish; black knit grille. 16 x 26 x 12 in; 40 lb ea. \$770/pr

A-100 2-Way Speaker

Tower design with 8-in longthrow polyfiber woofer, dome tweeter. Min power 15 wrms, max 150 W cont; FR 36-22,000 Hz; sens 88 dB SPL/W/m; crossover point 2,000 Hz; imp 6 ohms; 28 x 10 x 10 in; \$600/pr

A-140 2-Way Speaker

6 1/2-in woofer and 1-in dome tweeter in passive-radiator enclosure. Min power 12 W; FR 32-22,000 Hz \pm 3 dB; sens 93 dB SPL/W/m; crossover point 2,700 Hz; imp 8 ohms. Oiled walnut finish; black knit grille. 11 x 19 x 11 in; 49 lb/pr. \$550/pr

A-80 2-Way Speaker

8-in woofer and 1-in dome tweeter in vented enclosure. Min power 12 W; FR 38-22,000 Hz \pm 3 dB; sens 91 dB SPL/W/m; crossover frequency 2,000 Hz; imp 6 ohms. Oiled walnut finish; black knit grille. 11 x 19 x 10 in; 38 lb/pr. \$490/pr

A-60 2-Way Speaker

6 1/2-inch woofer and 1-inch dome tweeter in vented enclosure. Min power 12 W; FR 49-22,000 Hz \pm 3 dB; sens 89 dB SPL/W/m; crossover point 2,500 Hz; imp 8 ohms. Oiled walnut finish; black knit grille. 9 1/2 x 17 x 7 1/2 in; 30 lb/pr. \$300/pr

ARCAM

P-24 2-Way Speaker

8-in internally-mounted bass woofer, 6 1/2-in main driver, 1-in aluminum-dome tweeter. Features cast-aluminum chassis construction; high-flux magnet systems. Power handling 250 W; FR 45-20,000 Hz \pm 2 dB; sens 89 dB W/m; max SPL 110 dB 2m/pr; imp 6 ohms; crossover points 100, 2,300 Hz at 24 dB/oct. Black ash, walnut veneers. 10 x 41 x 14 in; 65 lb \$3,000/pr

ARIA BY ORCA DESIGN & MANUFACTURING

MODEL 3 3-Way Speaker

8-in long-throw woofer, 4-in sealed ceramic-concave midrange, and 1-in sealed cast-alloy dome tweeter. Min power handling 50 W; FR 40-40,000 Hz \pm 3 dB; SPL 87 dB W/m; imp 8 ohms nom; crossover points 400, 3,200 Hz. Black-paint or oak-veneer finish with black-knit grille. 20 x 12 1/2 x 11 1/2 in; 45 lb ea. \$1,500/pr

MODEL 7 2-Way Speaker

MTM column-vented design with two 7-in dual-VC Kevlar woofers and 1-in Kevlar concave-dome tweeter. Min power handling 40 W; FR 40-19,000 Hz \pm 3 dB; SPL 90 dB W/m; imp 8 ohms



I C O N

By making our speakers available to you directly from our factory, we can offer them at half the price the same speakers would cost in a store, saving you hundreds of dollars.

Icon speakers are built from the world's finest components. These include metal dome tweeters from Norway, polypropylene woofers from Denmark, audiophile-grade polypropylene capacitors from France, bypassed with our own proprietary polystyrene capacitors made in the U.S., internal wiring from AudioQuest™, and two pair of gold Tiffany binding posts set up for optional bi-wiring.

The 43,200 Minute, No Pressure Audition.

At Icon we give you the chance to audition our speakers in the one place that really matters: your own home. Just call our toll-free number and we'll ship a pair of Icon speakers directly to you via Federal Express®, at our expense. Once you receive your speakers, you'll have 30 days to try them, without a salesman looking over your shoulder, without any pressure, and without risk. If after 30 days you're not happy, just give us a call and we'll send Federal Express® out to retrieve the speakers at your home, again at our expense. It's that simple.

1-800-669-9662



Shown: The Parsec, \$1,795 per pair, also available, The Lumen, \$795 per pair.



I C O N A C O U S T I C S . I N C

11 FORTUNE DRIVE BILLERICA, MA 01821

Susan Cushman Photography

SPEAKERS

nom; crossover point 2,700 Hz. Black-paint or solid-maple finish with black-knit grille. 44½ x 8½ x 9¼ in; 45 lb ea \$899/pr

MODEL 5 2-Way Speaker

Vented design with two 5¼-in Kevlar woofers and 1-in Kevlar concave-dome tweeter. Min power handling 40 W; FR 55-19,000 Hz ± 3 dB; SPL 89 dB W/m; imp 4 ohms nom; crossover point 2,700 Hz. Black-paint or solid-maple finish with black-knit grille. 18½ x 8½ x 9½ in; 25 lb ea \$699/pr

MODEL 2 2-Way Speaker

Vented design with 5¼-in Kevlar woofer and 1-in Kevlar concave-dome tweeter. Minimum power handling 30 W; frequency response 65-19,000 Hz ± 3 dB; SPL 87 dB W/m; impedance 8 ohms nominal; crossover point 3,000 Hz. Black-paint or oak-veneer finish with black-knit grille. 8 x 11 x 9 lb; 19 ea \$499/pr

MODEL 10 2-Way Speaker

6-th order band-pass design with 10-in long-throw poly-glass woofer. Min power handling 70 W; FR 22-85,000 Hz ± 3 dB; SPL 89 dB W/m; imp 8 ohms nom; crossover point 85 Hz. Black-veneer finish with black-knit grille. 28½ x 15¼ x 18 in; 70 lb ea \$450 ea

MODEL 8 2-Way Speaker

Bass-reflex design with 8-in long-throw Kevlar woofer. Min power handling 50 W; FR 40-125,000 Hz ± 3 dB; SPL 89 dB W/m; imp 8 ohms nom; crossover point 85,000 Hz. Black-paint or oak-veneer finish with black-knit grille. 25 x 12 x 13¼ in; 55 lb ea \$350 ea

ARISTON ACOUSTICS BY EURO SOUND

Q 2-Way Speaker

Truncated pyramid-shaped cabinet with 6-in glass-fiber midbass and 1½-in soft-dome tweeter. Imp 8 ohms; sens 85 dB; biwired. Black finish \$970/pr

Image II 2-Way Speaker

Bass-reflex design with rear ported 6¼-in polypropylene midbass, ¾-in metal-alloy dome tweeter, and 3rd-order crossover. Power handling 100 W; FR 60-20,000 Hz; sens 88 dB; imp 6 ohms. Black finish. 8½ x 16½ x 10½ in. \$499/pr

AUDI KRON

VTS 5 + 1 Subwoofer/Satellite System

One subwoofer with 12-in driver and 5 satellite speakers, each with 4-in long-throw woofer and ½-in dome tweeter. Tweeter is mounted on 1-piece antidiaphragm mat. Subwoofer: 16½ x 16½ x 14½ in. Satellite: 7¾ x 5 x 5 in. Black-matte finish \$899

AUDIO CONCEPTS

Speakers are available in kit or assembled form.

Sapphire II 2-Way Speaker

Hybrid aperiodic 7-in Kevlar-cone woofer and aperiodic inverted-dome tweeter. Power handling 125 W cont; FR 65-20,000 Hz ± 3 dB; sens 89 dB W/m. Oak, black, or cherry finish. 10 x 16 x 10 in \$759/pr

Sub 1 Synthesized Band-pass Subwoofer

Power handling 250 W cont; FR 20-90 Hz ± 3 dB; sens 89 dB W/m. Oak, black, or cherry finish. 13 x 25 x 14 \$649/pr

G2R 3-Way Speaker

Features aperiodic 10-in woofer, 4-in midrange, 1-in aluminum-dome tweeter. Power handling 200 W cont; FR 36-20,000 Hz, ± 3 dB; sens 89 dB W/m. 28 x 14 x 13 in \$499/pr

Little V Satellite 2-Way Speaker

Mini-speaker with 5-in woofer and 1-in aluminum-dome tweeter. Power handling 100 W cont; FR 70-22,000 Hz ± 3 dB; sens 89 dB. Oak, black, or cherry finish. 7 x 11 x 10 in .. \$299/pr

S2R 2-Way Speaker

7-in woofer and 1-in aluminum-dome tweeter. Power handling 100 W cont; FR 65-20,000 Hz ± 3 dB; sens 89 dB. 10 x 16 x 10 in \$299/pr

Little V Subwoofer

12-in dual-voice-coil subwoofer in sealed box. 100 Hz crossover; max power 150 W/ch cont; FR 35-100 Hz ± 3 dB; sens 89 dB. Natural, black, or white-lacquered-oak finish. 13 x 25 x 14 in \$279 ea

Premier In-Wall Speaker

7-in woofer and 1-in dome tweeter. Power handling 100 W cont; sens 89 dB W/m. Tweeter-level control. Includes mounting brackets. 12 x 8 in (flush mount) \$249/pr

AUDIO NOTE

The following products are distributed by Sounds Like Music.

AN-3/SP 2-Way Speaker

Ported design with 8-in woofer and 1-in dome tweeter. Features silver wiring. Power handling 7.5 W cont avg; FR 33-19,000 Hz ± 1.5 dB; sens 96 dB SPL/W/m; imp 6 ohms; crossover point 2,000 Hz. Oiled walnut, oak, or black finish; black-cloth grille. 45 lb \$2,950/pr
AN-3. As above, without silver wiring. FR 33-19,000 Hz ± 2 dB; sens 95 dB \$2,295/pr

AN-2/SP 2-Way Speaker

Ported design with 8-in woofer and 1-in dome tweeter. Features silver wiring. Power handling 7.5 W cont avg; FR 43-19,000 Hz ± 1.5 dB; sens 96 dB SPL/W/m; imp 6 ohms; crossover point 2,000 Hz. Oiled walnut, oak, or black finish; black-cloth grille. 23 x 13 x 10 in; 30 lb \$1,950/pr
AN-2. As above, without silver wiring. FR 43-19,000 Hz ± 2 dB; sens 95 dB \$1,495/pr

AN-1/SP 2-Way Speaker

Acoustic-suspension design with 8-in woofer and 1-in dome tweeter. Features silver wiring. Power handling 7.5 W cont avg; FR 65-18,000 Hz ± 1.5 dB; sens 92 dB SPL/W/m; imp 6 ohms; crossover point 2,000 Hz. Oiled walnut, oak, or black finish; black-cloth grille. 18 x 10 x 8 in; 20 lb \$1,350/pr
AN-1. As above, without silver wiring. FR 65-18,000 Hz ± 2 dB; sens 91 dB \$995/pr

AUDIOSOURCE

SW Three Subwoofer

Bass-reflex design with downward firing 12-in dual-voice coil subwoofer. Features crossover network. Power handling 150 W; FR 25-160 Hz; sens 89 dB SPL/W/m; imp 8 ohms; crossover point 150 Hz. Matte-black or gloss-white finish. 15¾ x 12¾ x 18 in; 27 lb \$250 ea
With LS One satellite speakers \$400/sys
With LS Two/A satellite speakers \$450/sys

LS-Two/A 2-Way Speaker

Magnetically shielded, acoustic-suspension de-

sign with 5-in polypropylene woofer, 1-in ferrofluid-cooled dome tweeter. Power handling 50 W; FR 60-20,000 Hz; sens 89 dB SPL/W/m; imp 4 ohms. Black cast-aluminum enclosure. 5½ x 8½ x 4½ in; 5.5 lb \$240/pr
Weatherproof version; white finish \$260/pr
Mounting brackets; black or white \$30/pr

LS-One 2-Way Speaker

Magnetically shielded, acoustic-suspension design with 4-in polypropylene woofer, 1-in ferrofluid-cooled dome tweeter. Power handling 40 W; FR 100-20,000 Hz; sens 87 dB SPL/W/m; imp 4 ohms; crossover point 2,500 Hz. Black cast-aluminum enclosure with metal grille; available in walnut, oak, black metal, or weatherproof finishes. 4½ x 7¾ x 4½ in; 5.5 lb \$200/pr

VS-1 2-Way Speaker

Magnetically shielded, ported design with two 4-in woofers, 1-in ferrofluid-cooled dome tweeter. Power handling 50 W; FR 70-20,000 Hz; sens 93 dB SPL/W/m; imp 8 ohms. Wood composite with matte-black finish and black metal grille. 5¾ x 13¼ x 5½ in; 8.8 lb .. \$100 ea

AUDIOSTATIC

ES-300-RS Electrostatic Speaker

Multisuspension bipolar design with ultralow mass membrane, no crossover. Frame made of 2-in thick, MDF. Features no grille-cloth obstruction; polypropylene capacitors; gold-plated terminals. Power handling 30-250 W; FR 25-22,000 Hz; sens 88 dB SPL/W/m; nom imp 8 ohms; bass 35 Hz. Glossy-lacquer finish. 16¾ x 75¼ x 2 in; 68.5 lb \$5,000/pr
ES-100-RS. As above, bass 45 Hz ... \$2,895/pr

ES-600-RS Electrostatic Speaker System

ES-300-RS speaker including SW-3 electrostatic subwoofer. SW-3: Power handling 250 W; FR 25-310 Hz; sens 88 SPL/W/m; imp 8 ohms. 16¾ x 75¼ x 2 in; 68.5 lb \$10,000/pr
ES-900-RS Electrostatic Speaker System. As above, including two SW-3s \$15,000/pr

AUDIRE

Image 1 Ribbon Speaker

Full-range ribbon design with line-source-array driver arrangement. Central driver section covered in black grille cloth lined with finished walnut. Min power 50 W; FR 30-20,000 Hz; imp 1.9 ohms. 3-yr warranty. 36 x 72 x 2½ in; 150 lb ea \$6,500/pr

Image 2. Similar to above. Min power 75 W; FR 35-20,000 Hz; imp 2.8 ohms. 32 x 72 x 2½ in; 125 lb ea \$4,500/pr

Image 5. Similar to above. FR 40-20,000 Hz; imp 5.7 ohms. 27 x 72 x 2½ in; 64 lb ea .. \$2,300/pr

Image 4. Similar to above. FR 50-20,000 Hz; imp 3.8 ohms. 24 x 60 x 1¼ in; 50 lb ea .. \$1,500/pr

AUDIX

High-Resolution Studio Monitors

HRM-3 2-Way Speaker

Two 6½-in cast-frame woofers and 1-in vented cloth-dome tweeter. Features 32-mm 2-layer voice coils; bead mounting; Neoprene face-plate; fiberglass interlining. Power handling 350 W; FR 47-19,000 Hz ± 2 dB; sens 92 dB SPL/W/m; imp 4 ohms; crossover point 3,000 Hz. Black-sand or oak finish. 12 x 19 x 10 in; 45 lb pr \$799/pr

HRM-2 2-Way Speaker

Vented design with two 6½-in cast-frame woof-



The Big Klipsch Sound Is Now Small In Size And Price

You've always expected KLIPSCH to give you a big, dynamic sound. Yet KLIPSCH has never been known for making small speakers.

Well allow us to introduce the new KLIPSCH kg¹. Here is absolute proof that big performance can come from a very small speaker system. The kg¹ fills your listening room with the presence and dynamics of a live performance. Yet it's so small that it sits comfortably (and inconspicuously) on a bookshelf. Technology is the reason why.

The woofer cone, for example, is carbon graphite filled

to set a new standard for bass quality and authority in a system of this size. The voice coil of this woofer is vented for increased power handling and effortless reproduction of dynamic musical passages.

The tweeter uses a special ferrofluid cooling system to give you increased output, power handling, dynamic range, and reliability.

And the elegantly-styled cabinet of the kg¹ is hand finished in your choice of genuine wood veneers to make this speaker as beautiful as the music it reproduces. In this price range, the

cabinet of virtually every competitive system is wrapped with vinyl which merely imitates wood. The kg¹ gives you the real thing.

Yes, though quite small in size and price, the kg¹ is very big in performance and value. Your investment in this system will be a lasting one. Hear and see the new KLIPSCH kg¹ at your nearest KLIPSCH dealer.

To find him, look in the Yellow Pages.
Or call toll free 1-800-395-4676.

 **klipsch**[®]
A LEGEND IN SOUND™
P.O. BOX 688 • HOPE, ARKANSAS USA 71801

WE HAVE SO MANY NEW IDEAS, THEY'RE EVEN COMING OUT OF THE WOODWORK.



Soon they'll be turning up everywhere. In walls. Outdoors. And on floors. Four new speakers from Advent.

SOUND SUITABLE FOR FRAMING.

Introducing our first in-wall speakers, the Gallery Series™. An artistic achievement that deserves to be displayed in a museum as well as the home.



The Gallery Series In-Wall Loudspeakers

Visually, they can either fool the eye into thinking they're not there. Or prove to be a stunning accent. Because only the Gallery Series offers a real pecan frame that complements the rich woodwork found in so many new homes. Or a white frame that blends in when painted.

The Advent tradition of producing great sound from a compact speaker is achieved here with a 6½" high-excursion woofer, and ½" polycarbonate ferrofluid-filled dome tweeter. They handle 150 Watts of peak power. Because of a simplified mounting system, installation takes less time and less drywall cutting than most in-wall speakers.

The Laureate



THE MANY FACES OF MINI.

Now, the popular Eurostyled Indoor/Outdoor Mini-Advent comes in white as well as black. Bringing a whole new personality to kitchens, bathrooms, bedrooms and more. Wherever the new Mini goes, though, it still brings 120 Watts of peak power handling.



Indoor/Outdoor Mini-Advent, now in white

CARVING ITS OWN NICHE.

The new Laureate™ will earn accolades from audio enthusiasts. This handsome natural pecan tower uses the famous Advent Co-active Woofer™ technology. Dual 6½" high-excursion woofers for tight, accurate bass, and a 1" ferrofluid-filled soft dome tweeter for clear highs. Easily handles the dynamic range and power demands of digital-ready sources.

With so many new ideas, certainly Advent can carve itself a niche in your home. For more information, call 1 (800) 477-3257.

ADVENT

Sound as it was meant to be heard.

© 1991, Advent Co-active Woofer, Laureate and Gallery Series are trademarks of International Jensen Inc. In Canada, SCL Products 604-273-1095 (B.C.), 416-890-0298 (ONT).

SPEAKERS

ers and 1-in polyimide dome tweeter. Features 1½-in voice coil; Neoprene faceplate; fiberglass interlining. Power handling 350 W; FR 47-18,000 ± 2 dB; sens 94 dB SPL/W/m; imp 4 ohms; crossover point 3,000 Hz. Black-sand or oak finish. 12 x 19 x 10 in; 45 lb pr \$649/pr

HRM-1 2-Way Speaker

Vented design with 6½-in cast-frame woofer and 1-in polyimide dome tweeter. Features 1½-in voice coil; Neoprene faceplate; fiberglass interlining. Power handling 250 W; FR 50-18,000 ± 3 dB; sens 88 dB SPL/W/m; imp 8 ohms; crossover point 3,000 Hz. Black-sand or oak finish. 10 x 16 x 7½ in; 25 lb pr \$499/pr

Powered Mini Monitors

PM-5 2-Way Bookshelf Speaker

Vented mirror-imaged design with 5-in long-throw woofer and ¾-in dome tweeter. Features built-in 25 W/ch amp. Power handling 100 W; FR 48-20,000 Hz; sens 86 dB SPL/W/m; imp 4 ohms; crossover point 3,000 Hz. Includes AC adaptor. Black-plastic finish. 6 x 9 x 9 in; 16 lb pr \$329/pr

PM-4 2-Way Bookshelf Speaker

Vented design with 4-in long-throw woofer and ¾-in dome tweeter. Features built-in 25 W/ch amp. Power handling 50 W; FR 55-21,000 Hz; sens 88 dB SPL/W/m; imp 4 ohms; crossover point 3,000 Hz. Includes AC adaptor and carrying cases. Black-plastic finish. 5 x 7½ x 5 in; 6 lb pr \$229/pr

Mini Monitors

MM-5 2-Way Bookshelf Speaker

Vented mirror-imaged design with 5-in long-throw woofer and ¾-in dome tweeter. Power handling 100 W; FR 48-20,000 Hz; sens 86 dB SPL/W/m; imp 4 ohms; crossover point 3,000 Hz. 6 x 9 x 9; 15 lb pr \$229/pr

MM-4 2-Way Bookshelf Speaker

Vented design with 4-in long-throw woofer and ¾-in dome tweeter. Power handling 50 W; FR 55-21,000 Hz; sens 88 dB SPL/W/m; imp 4 ohms; crossover point 3,000 Hz. 5 x 7½ x 5 in; 5 lb pr \$149/pr

AVALON ACOUSTICS

Ascent MKII 3-Way Speaker

11-in Kevlar woofer, 2-in titanium midrange, and 1-in titanium tweeter. Power handling 50-300 W; FR 36-24,000 Hz ± 1.5 dB; imp 6 ohms; sens 88 dB. 13 x 45 x 18 in; crossover 12 x 32 x 12 in \$15,000/pr

Eclipse 2-Way Speaker

8-in Kevlar woofer and 1-in titanium tweeter. Power handling 30-200 W; FR 45-24,000 Hz ± 1.5 dB; imp 6 ohms; sens 86 dB. 39 x 11 x 15 in; 105 lb \$7,200/pr

AVID

Model 232CP 3-Way Speaker

10-in polypropylene woofer, 4½-in integral edge cone midrange, and 1-in soft-dome tweeter in bass-reflex enclosure. Ferrofluid-cooled voice coils in tweeter and midrange. Power handling 150 W cont; frequency response 40-20,000 Hz -3 dB; sensitivity 90 dB SPL/W/m; crossover frequencies 650 and 5,000 Hz; impedance 8 ohms. 15 x 28 x 10¼ in \$600/pr

Model 102CP 2-Way Speaker

10-in polypropylene woofer and 1-in soft-dome

tweeter in acoustic-suspension enclosure. Ferrofluid-cooled voice coils in tweeter. Power handling 100 W cont; FR 43-20,000 Hz -3 dB; sens 89 dB SPL/W/m; crossover frequency 2,500 Hz; imp 8 ohms. 15 x 25 x 10¼ in \$360/pr

Model 80CP 2-Way Speaker

8-in polypropylene woofer and 1-in soft-dome tweeter in acoustic-suspension enclosure. Ferrofluid-cooled voice coils in tweeter. Power handling 70 W cont; FR 53-20,000 Hz -3 dB; sens 88 dB SPL/W/m; crossover frequency 3,000 Hz; imp 8 ohms. 12 x 19½ x 8¼ in \$300/pr

Model 60CP 2-Way Speaker

6½-in woofer and 1-in soft-dome tweeter in acoustic-suspension enclosure. Ferrofluid-cooled voice coils in tweeter. Power handling 60 W cont; FR 70-20,000 Hz -3 dB; sens 87 dB SPL/W/m; crossover point, 3,500 Hz; imp 8 ohms. 8¼ x 14 x 8 in \$240/pr

AXIOM

AX 5 2-Way Speaker

10- and 5-in woofers and 1-in dome tweeter. FR 29-22,000 Hz ± 2 dB; sens 87 dB; imp 4 ohms; crossover points 180 and 3,000 Hz. Dark, natural, or black oak finish with black knit grille. 12 x 36 x 12 in; 80 lb/pr \$1,699/pr

AX Subwoofer/Center-Channel Speaker System

Two 10-in woofers, one 5-in woofer, and 1-in dome tweeter in one cabinet. 5-in woofer and tweeter separately enclosed inside cabinet. sens 87 dB; imp 4 ohms; crossover points 120, 250, and 3,000 Hz. Dark, natural, or black oak finish with black knit grille. 15 x 33 x 16 in; 90 lb ea \$1,449 ea

AX Subwoofer

Two 10-in woofers and active crossover. FR 29-120 (or 250) Hz ± 3 dB; sens 87 dB; imp 4 ohms; crossover points 120 and 250 Hz. Dark, natural, or black oak finish with black knit grille. 15 x 33 x 16 in; 80 lb ea \$1,099 ea

AX 3 2-Way Speaker

8- and 5-in woofers and 1-in dome tweeter. FR 36-22,000 Hz ± 2 dB; sens 88 dB; imp 4 ohms; crossover points 180 and 3,000 Hz. Dark, natural, or black oak finish with black knit grille. 10 x 36 x 10 in; 66 lb/pr \$899/pr

AX 1 2-Way Speaker

Tuned-port design with 5-in woofer and 1-in dome tweeter. FR 70-22,000 Hz ± 2 dB; sens 87 dB; imp 4 ohms; crossover point 3,000 Hz. Dark, natural, or black oak finish with black knit grille. 6 x 11 x 6 in; 30 lb/pr \$599/pr

AX 2 2-Way Speaker

Tuned-port design with 8-in woofer and 1-in dome tweeter. FR 40-22,000 Hz ± 2 dB; sens 89 dB; imp 6 ohms; crossover point 3,200 Hz. Dark, natural, or black oak finish with black knit grille. 10 x 24 x 10 in; 50 lb/pr \$569/pr

AX 2 2-Way Bookshelf Speaker

Tuned-port design with 8-in woofer and 1-in dome tweeter. FR 43-22,000 Hz ± 2 dB; sens 89 dB; imp 8 ohms; crossover point 3,200 Hz. Dark, natural, or black oak finish with black knit grille. 10 x 19 x 10 in; 44 lb/pr \$459/pr

AX 1.5 2-Way Speaker

Tuned-port design with 6½-in woofer and ¾-in dome tweeter. FR 45-22,000 Hz ± 2 dB; sens 89 dB; imp 6 ohms; crossover point 3,500 Hz. Dark, natural, or black oak finish with black knit grille. 8 x 19 x 8 in; 36 lb/pr \$349/pr

AX 1.5 In-Wall 2-Way Speaker

6½-in woofer and ¾-in dome tweeter. FR 45-22,000 Hz ± 2 dB; sens 89 dB; imp 6 ohms; crossover point 3,500 Hz. Choice of 18 grille colors. 14 x 19 x 1 in; 16 lb/pr \$328/pr

AX 1.5 Bookshelf Speaker

Tuned-port design with 6½-in woofer and ¾-in dome tweeter. FR 50-22,000 Hz ± 2 dB; sens 89 dB; imp 6 ohms; crossover point 3,500 Hz. Dark, natural, or black oak finish with black knit grille. 8 x 15 x 8 in; 30 lb/pr \$299/pr

B&W

LM-1 2-Way Bookshelf Speaker

4-in Kevlar woofer and ¾-in tweeter. Features cast-magnesium enclosure; protection against overload; switchable to 8 or 4 ohms. For home and car use. Power handling 20-75 W; sens 85 dB SPL/W/m; imp 4/8 ohms; crossover point 3,000 Hz. Nextel and beige finish. 6¼ x 9½ x 8½ in \$600/pr
LM-1/PM. Panel-mount version \$550/pr

Matrix 800 Series

Matrix 800 3-Way Speaker

Passive radiator design with dual 11¼-in woofers, dual 5-in cone midranges, and 1¼-in gold-dome tweeter. Features modular cabinets with matrix construction. Power handling 100-800 W; FR 20-20,000 Hz ± 2 dB; sens 93 dB SPL/W/m; imp 4 ohms. 242 lb \$18,000/pr

Matrix 801 Series 2 Speaker

6th-order Butterworth-vented system. Features 12-in polymer woofer, 5½-in Kevlar midrange, and 1-in metal-dome tweeter. Electronic bass-alignment filter. Power handling 600 W. FR 20-20,000 Hz, ± 2 dB; sens 87 dB (2.83 V, 1 m); imp 8 ohms; crossover points 380 and 3,000 Hz. Walnut, black ash, rosewood, or white veneer. 17 x 39¼ x 22 in; 119 lb \$5,900/pr
801 Hood. Hood for Matrix 801 (black or brown) \$300/pr

Matrix 802 Series 2 3-Way Speaker

6th-order Butterworth-vented system with vertically aligned drivers. Features two 8-in polymer woofer, 5-in Kevlar midrange, and 1-in metal-dome tweeter; electronic-bass alignment filter. Power handling 50-500 W; FR 27-20,000 Hz ± 2 dB; sens 90 dB (2.83 V, 1 m); imp 8 ohms; crossover points 400 and 3,000 Hz. Walnut, black ash, rosewood, white veneer. 11¼ x 41 x 14½ in; 70 lb \$4,500/pr

Matrix 803 3-Way Speaker

Bass-reflex, dynamic design with 7-in Cobex-cone woofer, 7-in Kevlar cone bass/midrange, and 1-in ferrofluid-cooling voice-coil metal-dome tweeter. Bass-alignment filter. Power handling 50-200 W; FR 28-20,000 Hz ± 2 dB; sens 90 dB SPL/W/m; imp 8 ohms. Black-ash, natural-oak, rosewood, or walnut veneer or semi-gloss black or white. 11¼ x 40¼ x 13¼ in; 58 lb \$3,300/pr

Matrix 804 3-Way Speaker

Bass-reflex design with 6½-in Cobex-cone woofer, 6½-in Kevlar cone bass/midrange, and 1-in ferrofluid-cooling voice-coil metal-dome tweeter. Bass-alignment filter. Power handling 50-200 W; FR 31-20,000 Hz ± 2 dB; sens 89 dB SPL/W/m; imp 8 ohms. Black-ash, natural-oak, rosewood, or walnut veneer or semi-gloss black or white. 10¼ x 36¾ x 10¼ in; 43 lb \$2,200/pr

CM2 Matrix Mini 3-Way Speaker

4th-order Butterworth-vented system consist-

SPEAKERS

ing of CMI and subwoofer section. Two 5/4-in woofers, 5-in Kevlar cone midrange, and 1-in metal-dome tweeter. Matrix enclosure design. Overload protection circuit. Power handling 50-200 W; FR 48-20,000 Hz \pm 1.5 dB; sens 85 dB SPL/W/m imp > 4 ohms; crossover point 150 Hz. Column finished in black, white, Nextel gray, or walnut. 6 $\frac{1}{2}$ x 39 $\frac{1}{4}$ x 8 $\frac{1}{2}$ in; base 10 x 9 $\frac{1}{2}$ in \$1,750/pr
CM2-SW Subwoofer Col. Similar to CM2, without midrange and tweeter \$1,100/pr
CM-WB. Wall-mounting bracket for CM2 and CM2-SW \$40/pr

Matrix 805 2-Way Speaker

Bass-reflex design with 6 $\frac{1}{2}$ -in Kevlar-cone bass/midrange and 1-in ferrofluid-cooled metal-dome tweeter. Bass-alignment filter. Power handling 50-120 W; FR 45-20,000 Hz \pm 2 dB; sens 87 dB SPL/W/m; imp 8 ohms. Black-ash, natural-oak, rosewood, or walnut veneer or semi-gloss black or white. Horizontal: 13 $\frac{3}{4}$ x 12 $\frac{1}{4}$ x 8 $\frac{1}{2}$ in, vertical: 10 $\frac{3}{4}$ x 16 $\frac{1}{2}$ x 8 $\frac{1}{2}$ in; 18.7 lb \$1,600/pr

CMI 2-Way Bookshelf Speaker

Acoustic-suspension design with 5-in Kevlar woofer and 1-in metal-dome tweeter. Features matrix construction. Power handling 50-120 W; FR 90-20,000 Hz \pm 1.5 dB; sensitivity 85 dB SPL/W/m; imp 8 ohms. White or black semi-gloss or gray matte Nextel finish. 6 $\frac{1}{2}$ x 9 $\frac{1}{2}$ x 8 $\frac{1}{2}$ in; 11 lb \$800/pr

Digital Monitor 600 Series

DM 640 3-Way Speaker

4th-order bass-reflex design with dual 7/4-in woofers, 6 $\frac{1}{4}$ -in cone midrange, and 1-in metal-dome tweeter. Features biwiring; separate internal enclosure for midrange. Power handling 25-150 W; FR 46-20,000 \pm 2 dB; sens 91 dB SPL/W/m; imp 8 ohms; crossover points 300, 3,000 Hz. Simulated walnut or zelda veneers. 9 $\frac{1}{4}$ x 37 $\frac{3}{4}$ x 15 $\frac{1}{2}$ in; 53 lb \$1,500/pr

DM 630 2-Way Speaker

4th-order bass-reflex design with dual 7/4-in woofers and 1-in metal-dome tweeter. Features biwiring. Power handling 25-150 W; FR 53-20,000 Hz \pm 2 dB; sens 91 dB SPL/W/m; imp 8 ohms; crossover points 400, 3,000 Hz. Simulated walnut or zelda veneers. 9 $\frac{1}{4}$ x 33 $\frac{3}{4}$ x 15 $\frac{1}{2}$ in; 42 lb \$1,100/pr

DM 620 2-Way Speaker

Bass-reflex design with 7/4-in woofer and 1-in metal-dome tweeter. Features biwiring. Power handling 25-100 W; frequency response 58-20,000 Hz \pm 2 dB; sensitivity 90 dB SPL/W/m; impedance 8 ohms; crossover point 3,000 Hz. Simulated walnut or zelda veneers. 9 $\frac{1}{4}$ x 29 $\frac{1}{4}$ x 11 $\frac{1}{4}$ in; 31 lb \$800/pr

DM 310 2-Way Speaker

4th-order bass-reflex design with 7/4-in woofer and 1-in metal-dome tweeter. Features biwiring. Power handling 25-100 W; FR 70-20,000 Hz \pm 2 dB; sens 90 dB SPL/W/m; imp 8 ohms; crossover point 2,500 Hz. Simulated anthracite, black ash or walnut veneers. 10 $\frac{1}{4}$ x 18 $\frac{1}{4}$ x 8 $\frac{1}{4}$ in; 16 lb \$500/pr

Wall-In Mount Series

CWM 6 2-Way In-Wall Speaker

Acoustic-suspension design with 7-in polypropylene woofer and 1-in metal-dome tweeter. Power handling 20-70 W; FR 45-20,000 Hz \pm 3 dB; sens 89 dB SPL/W/m; imp 6 ohms. 9 x 12 $\frac{1}{2}$ x 3 in \$600/pr

CWM 8 2-Way In-Wall Speaker

Acoustic-suspension design with 8 $\frac{1}{4}$ -in polypropylene woofer and 1-in metal-dome tweeter. Power handling 20-100 W; FR 35-20,000 Hz \pm 3 dB; sens 90 dB SPL/W/m; imp 4 ohms. 10 $\frac{1}{4}$ x 14 $\frac{1}{4}$ x 3 $\frac{3}{4}$ in \$400/pr

200 Series

V202 2-Way Speaker

4th-order vented bass-reflex design with 7/4-in woofer and 1-in tweeter. Power handling 60-120 W; FR 48-20,000 Hz \pm 3 dB; sens 90 dB SPL/W/m; imp 6 ohms. Simulated black-ash or walnut veneer. 9 $\frac{1}{2}$ x 19 $\frac{1}{2}$ x 8 $\frac{1}{4}$ in; 12.5 lb \$390/pr

V201 2-Way Speaker

4th-order vented bass-reflex design with 6 $\frac{1}{2}$ -in woofer and 1-in tweeter. Power handling 60-100 W; FR 66-20,000 Hz \pm 3 dB; sens 90 dB SPL/W/m; imp 6 ohms. Simulated black-ash or walnut veneer. 8 $\frac{1}{4}$ x 14 x 7 $\frac{1}{2}$ in; 9 lb \$270/pr

BANG & OLUFSEN

Beovox Penta 3-Way Speaker

5-sided bass-reflex design. Features four 5-in woofers, four 3-in midranges, 1-in dome tweeter (vertically aligned). FR 40-20,000 Hz +4, -8 dB. Brushed stainless steel finish with black grille. 5 x 59 x 5 $\frac{1}{2}$ in; 37.5 lb ea \$2,400/pr

Beovox 5000 2-Way Speaker

Bass-reflex design with two 5-in woofers and 1-in dome tweeter. Power handling 60 W cont; imp 8 ohms; FR 60-20,000 Hz; sens 89 dB SPL/W/m; crossover frequency 3,500 Hz; THD <0.2% from 250-6,000 Hz. Available in blue or gray. 17 $\frac{1}{4}$ x 33 $\frac{1}{2}$ x 3 in; 24.5 lb \$1,100/pr

RL 140 3-Way Speaker

Bass-reflex design with two 6 $\frac{1}{2}$ -in woofers, 5-in midrange, 1-in dome tweeter. FR 40-20,000 Hz; sens 93 dB SPL/W/m; power handling 140 W cont; imp 8 ohms; crossover frequencies 800, 3,000 Hz. Gray plastic enclosure with black grille. 20 x 28 x 9 $\frac{1}{2}$ in; 33 lb ea \$1,000/pr

Beovox 3000 2-Way Speaker

Bass-reflex design with one 5-in woofer and one 1-in dome tweeter. Power handling 45 W cont; imp 8 ohms; FR 75-20,000 Hz; sens 87 dB SPL/W/m; crossover frequency 3,500 Hz; THD <1% from 250-6,000 Hz. Available in blue and gray. 15 x 17 $\frac{1}{4}$ x 3 in; 11.2 lb \$750/pr

RL 60.2 2-Way Speaker

Tune port design with two 5-in cone woofers, 1-in dome tweeter. FR 45-20,000 Hz; power handling 60 W cont; sens 93 dB SPL/W/m; imp 8 ohms; crossover frequency 2,500 Hz. Charcoal-black finish. 16 x 21 $\frac{1}{4}$ x 7 in; 19.75 lb ea \$600/pr

Beovox Cona Subwoofer

Drum-shaped bass-reflex design with 8-in driver and dual-voice-coil concave top. Power handling: 60 W cont into 6 ohms from 40-195 Hz; sens 89 dB SPL/W. White, black, gray finishes. 10 $\frac{1}{2}$ x 17 in diameter; 16.5 lb \$425 ea

RL 35 2-Way Bookshelf Speaker

Bass-reflex design with 5-in woofer; $\frac{1}{4}$ -in tweeter. Power handling 35 W cont; FR 48-20,000 Hz; imp 8 ohms; sens 92 dB SPL/W/m; crossover frequency 3,500 Hz; bitumen blocks on inside of curved backplate; thermoplastic cabinet. 12 $\frac{1}{2}$ x 15 $\frac{1}{4}$ x 5 in; 7.8 lb ea \$400/pr

Beovox CX100 Bookshelf Speaker

Box design with two 4-in woofers, 1-in dome

tweeter. Power range 10-110 W; sens 89 dB SPL/W/m; imp 6 ohms. Available in black, white, gray, or brushed aluminum. 4 x 12 x 8 in; 13.5 lb \$450/pr
Beovox CX50. Black finish; 8 lb ea \$350/pr

IWS 2000 In-Wall Speaker

5 $\frac{1}{4}$ -in multilayer long-throw voice-coil, 1-in polycarbonate dome tweeter. FR 50-20,000 Hz +3, -8 dB. Allows for mounting of Bang & Olufsen's Master Control Link transceiver and relay box. Beolink 7000 or 5000 remote compatible. 13 $\frac{1}{4}$ x 7 $\frac{1}{4}$ x 3 $\frac{1}{4}$ in \$325/pr
Paintable grille with transceiver and box installation. \$650/pr
IWS 1000 In-Wall Speaker. Smaller version of above. FR 55-20,000 Hz +3, -8 dB. 10 $\frac{1}{2}$ x 7 $\frac{1}{4}$ x 3 $\frac{1}{4}$ in \$225/pr

Powered Speakers

Beolab Penta II 3-Way Speaker

5-sided, bass-reflex design with 150-W amp in each cabinet. Features four 5-in woofers, four 3-in midranges, 1-in dome tweeter (vertically aligned); dynamic clipping attenuator. 3-position bass-level switch; auto turn on/off with Beosystem 5500; digital display shows source, volume, recording, status, overload. Speaker: power handling 150 W cont; sens 92 dB SPL/W/m; crossover frequencies 700, 5,000 Hz; imp 8 ohms. Amp: FR 20-20,000 Hz; THD <0.015%; damping factor 150; S/N >100 dB. Finished in brushed stainless steel with black grille. 5 x 65 x 5 $\frac{1}{2}$ in; 53 lb ea \$3,500/pr

Beolab 5000 2-Way Wall/Hanging Speaker

Bass-reflex design with 55-W amp in each cabinets; two 5-in woofers, 1-in dome tweeter. Auto bass-level switching; auto turn on/off with B&O Beolink system; digital display shows source, volume, recording status. Speaker: power handling 60 W cont; FR 60-20,000 Hz +4, -8 dB; sens 89 dB SPL/W/m; imp 8 ohms; crossover frequency 3,500 Hz. Amp: FR 20-20,000 Hz; THD <0.1%; S/N >97 dBA. Finished in brushed stainless steel with blue or gray grille cloth. 17 $\frac{1}{4}$ x 39 $\frac{1}{4}$ x 3 in; 33.5 lb ea \$2,100/pr

Beolab 3000 2-Way Wall/Hanging Speaker

Bass-reflex design with 55-W amp in each cabinet; 5-in woofer, 1-in dome tweeter. Auto bass-level switching; auto turn on/off with B&O Beolink system; digital display shows source, volume, recording status. Speaker: power handling 45 W cont; FR 75-20,000 Hz; sens 87 dB SPL/W/m; crossover frequency 3,500 Hz; imp 8 ohms. Amp: FR 20-20,000 Hz; THD <0.1%; S/N >97 dBA. Finished in brushed stainless steel with blue or gray grille cloth. 17 $\frac{1}{4}$ x 21 $\frac{1}{4}$ x 3 in; 20 lb ea \$1,700/pr

BLAKELY ACOUSTICAL LABS

OSIRIS 3-Way Speaker

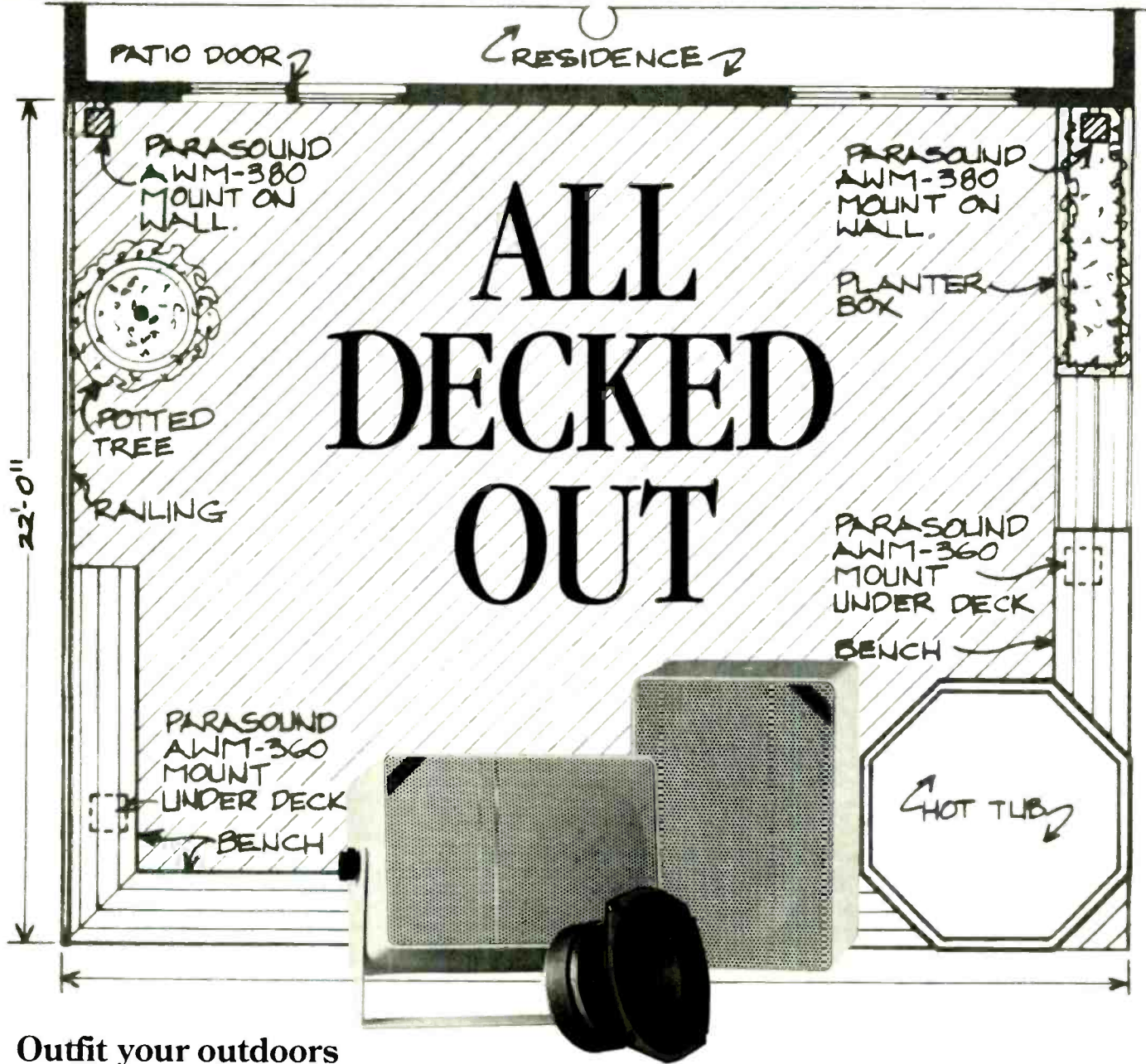
Electrodynamic design with 8-in polycarbon mineral-filled woofer, 4 $\frac{1}{2}$ -in paper midrange, and 3 $\frac{1}{4}$ -in textile chemical-treated tweeter. Features high-density fiberboard for inner enclosure; Kapton formers for copper-wire voice coils. Power handling 100 W; sens 89 dB W/m; imp 8 ohms; 12 dB/oct crossover. Available in finished mahogany with marble enclosure. 12 x 24 $\frac{1}{4}$ x 12 in; 66 lb ea \$800/pr

BOSE

01 Series

Model 901 Series VI Speaker

Direct/Reflecting Acoustic-Matrix design with



Outfit your outdoors with Parasound All-Weather Monitors.

These extraordinary sound machines are at home year-round on your deck or patio, near your pool or garden—rain, snow or sun.

Powerful woofers with space-age polycarbon cones and huge magnets drive bass response down to 48Hz. Dome tweeters feature ferrofluid damping for smooth response and wide dispersion. The 12dB crossover networks deliver great clarity. High temperature voice coils handle

enough power to fill any outdoor area.

Great sound. Die cast durability. Parasound is the *leading choice* of architects and sound engineers, for restaurants, clubs, and shopping malls—outdoors, or in.

Fine-tune your outdoor plans with Parasound All-Weather Speakers.

Parasound

... affordable audio for the critical listener.

SPEAKERS

active EQ and 8 rear-facing, front-facing 4½-inch full-range drivers. Pentagon-shaped cabinet with injection-molded core; walnut-veneer cabinet; active EQ with midbass/midtreble slide control and tape-monitor switch. Power handling unlimited in noncommercial applications; imp 8 ohms; dynamic range 106 dB. 5-year warranty. Equalizer: 13 x 2¼ x 4¾ in. Speaker: 12½ x 21 x 13 in \$1,499/pr

Model 601 Series III 2-Way Speaker
Direct/reflecting ported design with four 3-in cone tweeters and two 8-in cone woofers. Power handling 200 W cont; imp 8 ohms ... \$999/pr

Model 501 Series IV Speaker
Direct/reflecting design with two 3-in tweeters and 10-in woofer. Teak-grain vinyl finish. Power handling 115 W cont; imp 8 ohms. Five-year warranty. 16 x 25 x 14 in; 40 lb ea \$699/pr

Model 401 2-Way Speaker
Column-type direct/reflecting enclosure with two 6-in woofers and 2-in magnetic liquid-cooled tweeter. Features thermal-system protection circuit. Power handling 100 W rms; nom imp 4 ohms. Walnut- or black-vinyl finish. Five-year warranty. 12 x 30 x 12 in; 31 lb ea \$599/pr

Model 301 Series II 2-Way Bookshelf Speaker
Ported direct/reflecting design with 8-in woofer, two 3-in tweeters. Features dual-frequency crossover; tweeter-protection circuit. Power handling 75 W rms; imp 8 ohms; Particle-board cabinet with walnut-grain or black-vinyl finish. Five-year warranty. 10½ x 17 x 9½ in; 18.5 lb ea \$399/pr

Model 201 Series II 2-Way Bookshelf Speaker
Direct/reflecting design with 6-in woofer, 2-in tweeter. Features dual-frequency crossover network. Power handling 60 W max; imp 8 ohms. Rosewood-vinyl finish. Five-year warranty. 7¼ x 14½ x 9 in; 19 lb ea \$269/pr

Model 101 Outdoor Speaker
Ported design with 4½-in full-range speaker. Features high-impact water-resistant polystyrene cabinet for outdoor applications. Multipurpose mounting arms and brackets available. Power handling 60 W rms max; imp 4 ohms. Black or white finish with white, blue, red, or green grille. 6 x 9 x 6 in; 10 lb pr \$219/pr

Point Two Series

Model 10.2 3-Way Speaker
Ported direct/reflecting design with 8-in mid-range driver, two 2-in tweeters, and 8-in woofer. Features Acoustimass technology; auto protection. Power handling 180 W cont; sens 88 dB; imp 8 ohms. Hardwood-veneer finish. Five-year warranty. 12 x 38 x 12 in; 46 lb ea \$1,299/pr

Model 6.2 2-Way Bookshelf Speaker
Direct/reflecting design with 8-in woofer, two 3-in tweeters; dual-chamber sub-ported bass system; active crossover network. Power handling 100 W cont; imp 4 ohms. Hardwood-veneer with teak finish. Five-year warranty. 10 x 20 x 9¾ in; 19.5 lb ea \$599/pr

Model 4.2 2-Way Bookshelf Speaker System
Direct/reflecting design with 8-in woofer, 2½-in axial-mounted tweeter. Features dual-chamber bass system with slot-port design; auto tweeter protection circuit. Power handling 75 W rms; imp 8 ohms. Teak-vinyl finish. Five-year warranty. 9½ x 18 x 10 in; 15 lb ea \$399/pr

Model 2.2 2-Way Bookshelf Speaker System
Direct/reflecting design with 6-in long-excursion woofer, 2-in magnetic-fluid-cooled tweeter. Slot-port bass tuning system. Power handling 60 W cont; imp 8 ohms. Teak-vinyl finish. Five-year warranty \$269/pr

Acoustimass Series

Acoustimass 5 Series II Sub/Satellite System
Compact modular system with Acoustimass bass module and magnetically shielded Direct/Reflecting cube speaker. Each cube has 2 separate enclosures that can be adjusted for direct or reflecting configuration. Bass module has two 5¼-in woofers. Features auto protection circuitry. Power handling 100 W cont. Optional wall/ceiling mount brackets. Black or arctic white finish. Five-year warranty. Cube: 3¾ x 6¾ x 4¾ in. Bass module: 7½ x 14 x 19 in; 33 lb \$799/sys

Acoustimass 3 Series II Sub/Satellite System
Acoustimass bass module and two magnetically shielded cube enclosures. Features 5¼-in woofer and two 2½-in speakers that operate above 200 Hz. Power handling 50 W cont. Optional wall/ceiling mount bracket. Black or arctic white finish; cloth grille. Cube: 3½ x 4½ x 4½ in; 18 oz ea. Bass module: 8 x 14 x 8 in; 14 lb \$469/sys

Free-Style Full-Range Speaker System
European-styled enclosure with patented curved and flared-port design. Features 4½-in full-range driver. Power handling 60 W maximum. Black, red, or white finish. Dimensions: 5½ x 9½ x 6 in \$339/pr

RoomMate II Powered Portable Speaker
Features built-in stereo amp that accepts output of personal stereo and portable CD players. AC/DC compatible. 4½-in shielded full-range driver with helical-voice-coil. Features 2-stage active EQ network; distortion-limiting circuitry. Aerodynamically tuned ports, high-impact polypropylene cabinet. Sens 102 dB. Black finish. 6½ x 9½ x 6½ in; 10 lb \$339/pr
Power Case. Includes rechargeable battery, charger, travel bag, car adaptor \$219
TB-II. Travel bag \$100
Car adaptor \$24.95
WB-10. Wall brackets \$24.95/pr
MMA-4. Mounting arms \$60/pr

Video RoomMate Powered Speaker
Bass-reflex bookshelf speaker for use with VCR, TV, CD player or videodisc player. Features 4½-in shielded full-range driver with helical-voice-coil; amplification/active EQ dual-tuned ports; 6-ft RCA cable; volume control. Platinum finish. 6 x 9 x 6 in; 11.6 lb \$339/pr

BOSTON ACOUSTICS

Boston T6 Six Subwoofer/Satellite System
6-piece system with 5 satellites, including one for center-channel, and PV12 PowerVent bass module. Each satellite features 4-in copolymer woofer/midrange. ¼-in dome tweeter, and twin 6½-in subwoofers. Power handling 15-100 W; FR 46-20,000 Hz ± 3 dB; imp 8 ohms; crossover point 130, 3,500 Hz. Available in white or black-ash vinyl veneer. Satellite: 8 x 4¾ x 4¾ in, bass module: 13½ x 7¼ x 16½ in; Satellite: 4 lb, bass module: 17 lb \$900/sys

Voyager Outdoor Speaker System
5¼-in copolymer woofer and 1-in soft-dome ferrofluid-cooled tweeter housed in Lexan cabinet. Grilles and supplied brackets of heavy

gauge stainless steel. Power handling 5-50 W; FR 65-20,000 Hz ± 3 dB; sens 89 dB W/m; imp 8 ohms; crossover point 3,000 Hz. Available in dusty, white, and black; paintable. 10½ x 6½ x 6¼ in; 6 lb \$350/pr

Model 404v Full-Range Speaker
Twin 4-in drivers in magnetically shielded cabinet. Power handling 5-50 W; FR 100-17,000 Hz ± 3 dB; sens 90 dB W/m; imp 8 ohms. Available in black-ash vinyl with black grilles. 5¾ x 17 x 6½ in; 8 lb \$150 ea

T Series

T1030 3-Way Speaker
Acoustic-suspension design with two 8-in copolymer woofers, 6½-in copolymer midrange in subenclosure, and 1-in CFT 5 ferrofluid-cooled tweeter. Power handling 15-150 W rms; FR 40-20,000 Hz ± 3 dB; sens 90 dB SPL/W/m; imp 8 ohms; crossover frequencies 250 Hz, 2,500 Hz. Tall slender enclosure with tapered grille. Walnut veneer. 10¼ x 42½ x 12¼ in \$1,200/pr
Black vinyl \$1,000/pr

T930 3-Way Speaker
Acoustic-suspension design with 10-in copolymer cone woofer, 6½-in copolymer cone midrange, and 1-in CFT 5 dome tweeter. Power handling 15-125 W/ch rms; FR 42-20,000 Hz ± 3 dB; sens 90 dB SPL/W/m; imp 8 ohms; crossover points 350 and 2,500 Hz. Hand-finished walnut veneer. 10½ x 36¾ x 12 in \$800/pr
Woodgrain and black-ash vinyl \$700/pr

T830 3-Way Speaker
Acoustic-suspension design with 8-in copolymer-cone woofer, 3½-in copolymer-cone midrange, and 1-in dome tweeter. Power handling 15-100 W rms; FR 45-20,000 Hz ± 3 dB; sens 88 dB SPL/W/m; imp 8 ohms; crossover points 800 and 4,000 Hz. Woodgrain vinyl and black-ash finishes. 10 x 32½ x 9¾ in \$500/pr

Designer In-Wall Speaker Series
Intended for flush mounting in walls or ceilings. Each speaker is water resistant and has a matte-white finish that can be painted to match room decor. Includes mounting hardware; brackets available for new construction.

SW-10 Powered Subwoofer
10-in driver in compact vented enclosure. Features 100-watt amp with active crossover. Auto-on, auto-off; low frequency: 34 Hz - 3 dB; 24 dB/oct filter at 95 Hz. Black-ash vinyl finish. 11¼ x 19½ x 16¼ in \$600


Model 380 2-Way Speaker
Flush-mount design with 8-in copolymer woofer and 1-in ferrofluid-cooled soft-dome tweeter. Power handling 5-75 W rms; FR 48-20,000 Hz ± 2 dB; imp 8 ohms; sens 90 dB SPL/W/m. 9½ x 12½ in; mounting depth 3¼ in \$500/pr

SubSat Six Subwoofer/Satellite System
Three-piece system with 2 satellite and compact subwoofer. Each satellite features ¼-in ferrofluid-cooled tweeter and 4-in midrange; subwoofer uses 2 drivers in sealed and vented chambers. Power handling 15-150 W rms; sensitivity 87 dB SPL/W/m; impedance 8 ohms. Satellites available in black or white, subwoofer in black. Satellite: 5 x 8 x 4 in; subwoofer: 16½ x 13½ x 7¼ in \$500/sys

PowerVent 300 Subwoofer
Twin 6½-in woofers with configurations for mounting to floor or ceiling joists. Subwoofer features one vented, one sealed chamber. Pow-



CENTAURUS



Centaur

Centaur Minor

Centaur Major

MAJOR PERFORMANCE. MINOR DECISION.

FROM THE LEADERS IN RIBBON LOUDSPEAKER TECHNOLOGY COME THREE NEW HYBRID PERFORMERS. CENTAUR MINOR, CENTAUR AND CENTAUR MAJOR EXPAND THE CUTTING EDGE OF AUDIO.

APOGEE ACOUSTICS

APOGEE ACOUSTICS, INC., 35 YORK INDUSTRIAL PARK, RANDOLPH, MA 02368
TEL (617) 963-0124 • FAX (617) 963-8567

SPEAKERS

er handling 15-100 W; sens 89 dB W/m; imp 8 ohms (stereo), 4 ohms (mono); crossover point 140 Hz. 7¼ x 13½ x 24 in.\$400 ea

Model 360 2-Way Speaker

Flush-mount design with 6½-inch copolymer-cone woofer and 1-inch ferrofluid-cooled soft-dome tweeter. Woofer designed to provide full bass without enclosure. Power handling 5-60 watts rms; FR 58-20,000 Hz ± 2 dB; imp 8 ohms; sens 90 dB SPL/W/m. 12 x 8¾ in; mounting depth 3¼ inches\$400/pr

Model 350 2-Way Speaker

Flush-mount design with 5¼-in copolymer woofer and 1-in ferrofluid-cooled soft-dome tweeter. Power handling 5-50 W rms; FR 68-20,000 Hz ± 2 dB; imp 4 ohms. 9½ x 6¾ in; mounting depth 2½ in\$300/pr

PowerVent 12 Subwoofer

Two drivers in sealed and vented chambers. Features auto-on, auto-off. imp 8 ohms; sens 87 dB SPL/W/m; power range 15-100 W rms. Black-ash finish. 16½ x 13½ x 7¼ in.\$250 ea

Model 325 2-Way Speaker

Compact flush-mount design with 5¼-in woofer and ¼-in cone tweeter. Power handling 5-25 W rms; sens 90 dB SPL/W/m; imp 8 ohms. Matte-white finish; steel perforated grille. 6¾ in square; mounting depth 2½ in\$200/pr

Model 305 Full-Range Speaker

Compact 5¼-in dual-cone design. Power handling 5-50 W rms; FR 70-16,000 Hz ± 3 dB; imp 8 ohms; sens 90 dB SPL/W/m. Matte-white finish; matte-white steel perforated grille. 6¾ in square; mounting depth 2½ in\$130/pr

HD Series

HD10 3-Way Speaker

6½-in copolymer woofer, 10-in copolymer pas-

sive radiator and 1-in soft-dome ferrofluid-cooled tweeter. Features structural ribbing to reduce metallic vibrations. Power handling 15-150 W; FR 40-20,000 Hz ± 3 dB; sens 90 dB W/m; imp 8 ohms; crossover point 2,500 Hz. Available in woodgrain and black-ash vinyl with black grilles. 12¾ x 24¼ x 9¾ in; 26½ lb\$440/pr

HD9 3-Way Speaker

6½-in copolymer woofer, 8-in passive radiator and 1-in soft-dome ferrofluid-cooled tweeter. Power handling 15-100 W; FR 48-20,000 Hz ± 3 dB; sens 90 dB W/m; imp 8 ohms; crossover point 2,800 Hz. Available in woodgrain and black-ash vinyl with black grilles. 11¼ x 21 x 8¾ in; 18 lb\$340/pr

HD8 2-Way Speaker

8-in copolymer woofer and 1-in soft-dome ferrofluid-cooled tweeter. Power handling 10-75 W; FR 52-20,000 Hz ± 3 dB; sens 90 dB W/m; imp 8 ohms; crossover point 3,000 Hz. Available in woodgrain and black-ash vinyl with black grilles. 11¼ x 18¼ x 7¾ in; 16 lb. \$250/pr

HD7 2-Way Speaker

7-in copolymer woofer and ¼-in ferrofluid-cooled dome tweeter. Available in woodgrain and black-ash vinyl with black grille. 9 x 14 x 7 in\$200/pr

HD5 2-Way Speaker

5¼-in copolymer woofer and ¼-in ferrofluid-cooled dome tweeter. Available in woodgrain and black-ash vinyl with black grille. 6¾ x 9¾ x 7 in\$150/pr

CALRAD

20-335 In-Wall Speaker System

Flush-mount design for walls or ceilings. 6-in polypropylene cone woofer and 1-in soft dome tweeter. FR 40-20,000 Hz; 50 W peak; crossover

point 2,500 Hz. Mounting brackets included. Paintable white finish. 8¾ x 12 x 3¼ in. \$121/pr

20-330 In-Wall Speaker System

Flush-mount design for walls or ceilings. Features 5¼-in polypropylene cone woofer and ¾-in mylar dome tweeter. FR 50-20,000 Hz; 30 W peak; crossover point 3,000 Hz. Mounting brackets included. Paintable white finish. 7½ x 11 x 2¾ in.\$78/pr

20-318 3-Way Bookshelf Speaker System

Acoustic-suspension design with woofer and dome tweeter/midrange. FR 50-18,000 Hz; power handling 50 W peak; crossover point 6,500 Hz; nom imp 4 ohms. 7½ x 4¾ in.\$33 ea

20-325 3-Way Bookshelf Speaker System

Acoustic-suspension design with woofer and super dome tweeter/midrange. 70-V line transformer enclosed in ABS plastic case. Adjustable voltage settings. FR 50-18,000 Hz; 50 W peak; crossover point 6,500 Hz; nom imp 4 ohms. 7½ x 4¾ in.\$29 ea

CAMBER

ti Series

Camber 4.5ti 2-Way Speaker

Bass-reflex design with two 6½-in woofers, ¼-in titanium-dome tweeter. Biwirable. Power handling 200 W cont; FR 40-23,000 Hz ± 2 dB; sens 90 dB SPL/W/m; imp 8 ohms. 8 x 36 x 11½ in; 55 lb ea\$899/pr

Camber 3.5ti 2-Way Speaker

Bass-reflex design with 8¾-in woofer and ¼-in titanium-dome tweeter. Biwirable. Power handling 175 W cont; FR 45-23,000 Hz ± 2 dB; sens 90 dB SPL/W/m; imp 8 ohms. 10¾ x 25 x 11½ in; 35.3 lb ea\$699/pr

Camber 3.0ti 2-Way Speaker

Bass-reflex design with 8¾-in woofer and ¼-in titanium-dome tweeter. Biwirable. Power handling 150 W cont; FR 50-20,000 Hz ± 2 dB; sens 90 dB SPL/W/m; imp 8 ohms. 10½ x 20 x 11¼ in.\$549/pr

Camber 2.0ti 2-Way Speaker

Bass-reflex design with 6½-in woofer and ¼-in titanium-dome tweeter. Biwirable. Power handling 125 W cont; FR 55-20,000 Hz ± 2 dB; sens 90 dB SPL/W/m; imp 8 ohms. 9 x 16½ x 11¼ in; 22 lb ea\$429/pr

Camber 1.0ti 2-Way Speaker

Bass-reflex design with 6½-in woofer and ¼-in titanium-dome tweeter. Power handling 100 W cont; sens 90 dB SPL/W/m; imp 8 ohms. 8¾ x 14¾ x 11½ in; 17.6 lb ea\$349/pr

Laser Series

Camber LS9 2-Way Speaker

Acoustic-suspension design with two 8¾-in woofer and ¼-in ferrofluid-damped, titanium-dome tweeter. Power handling 250 W cont; FR 38-22,000 Hz ± 2 dB; sens 91 dB SPL/W/m; imp 8 ohms. 8 x 35½ x 11 in; 55 lb ea\$599/pr

Camber LS7 2-Way Speaker

Bass-reflex design with 8¾-in woofer and ¼-in ferrofluid-damped, titanium-dome tweeter. Power handling 200 W cont; FR 40-20,000 Hz ± 2 dB; sens 90 dB SPL/W/m; imp 8 ohms. 10 x 24 x 11 in; 35.3 lb ea\$399/pr

Camber LS3 2-Way Speaker

Bass-reflex design with 6½-in woofer and ¼-in



Boston Acoustics HD8

SPEAKERS

ferrofluid-damped, titanium-dome tweeter. Power handling 100 W cont; FR 50-20,000 Hz ± 2 dB; sens 90 dB SPL/W/m; imp 8 ohms. 8 x 16 x 9 1/4 in; 17.6 lb ea\$249/pr

CAMBRIDGE PHYSICS

All Cambridge speakers feature faceted enclosure to control defraction and cooled. 5-year parts and labor warranty.

G-66 II 3-Way Speaker

Two 8-in polycone woofers, 3-in dome midrange, 1-in ferrofluid-cooled dome tweeter. FR 26-22,500 Hz; sens 92.5 dB; crossover points 450, 4,000 Hz. 18 x 44 x 12 in; 90 lb ea \$1,000 ea

G-33 II 2-Way Speaker

10-in and 8-in polycone woofers and 1-in ferrofluid-cooled dome tweeter. FR 36-22,500 Hz; sens 91 dB; imp 6 ohms; crossover point 1,500 Hz. 16 x 29 1/2 x 9 in; 34 lb ea \$525/pr

G-11 II 2-Way Speaker

8-in polycone woofer, 1-in ferrofluid-cooled dome tweeter. Power handling 100 W cont; FR 44-22,500 Hz; sens 90 dB; imp 6 ohms; crossover point 1,500 Hz. 12 x 19 1/2 x 8 1/2 in; 20 lb ea \$400/pr

G-7 II 2-Way Speaker

6 1/2-in polycone woofer, 3/4-in ferrofluid-cooled dome tweeter. Power handling 60 W cont; sens 90 dB; imp 6 ohms; crossover point 2,500 Hz. 12 x 16 x 6 in; 15 lb ea \$300/pr

CAMBRIDGE SOUNDWORKS

The following products are designed by Henry Kloss and are only available through mail order.

Model Eleven Powered Speaker System

Transportable, 3-way powered component system featuring 3-channel 36-W integrated amplifier and pair of mid/high-frequency speakers. Carrying case acts as subwoofer cabinet when empty and closed. 12-volt car/lighter adaptor included. Optional rechargeable 3- and 6-hr batteries \$749/sys
Model Eleven Stationary. As above, stationary version \$649/sys
 3-hr rechargeable batteries \$69
 6-hr rechargeable batteries \$99

Ensemble Subwoofer/Satellite System

3-way subwoofer/satellite system consisting of 2 subwoofers and 2 satellites. Each satellite features 3 1/2-in ferrofluid-cooled cone midrange (170 Hz to 2,300 Hz), and 1 1/4-in direct radiator with an integral 3/8-in ferrofluid-cooled dome tweeter (2,300 Hz to 20,000 Hz); cabinet is high-density particleboard finished in dark-gray Nextel with metal grille. Each low-frequency module features 8-in long-throw woofer; cabinet is made of high-density particleboard with internal bracing, and is finished in black high-pressure laminate with metal grilles. Nom imp 6 ohms; power range 25 to 200 W. Subwoofer: 12 x 21 x 4 1/2 in. Satellite: 5 1/2 x 8 x 4 in .. \$599/sys
 With utility cabinets \$499/sys
Ensemble II. As above, 1 subwoofer. \$399/sys

Ambiance 2-Way Speaker

Acoustic-suspension design with 6 1/2-in long-throw woofer and 1-in ferrofluid-cooled tweeter. Crossover point 1,800 Hz; sens 83 dB SPL/W/m; nom imp 8 ohms; min power 15 W. Available in Nextel, solid oak, or primed for painting. 7 x 11 x 5 1/2 in \$125 ea
 Solid oak \$150 ea



Cambridge SoundWorks Model Eleven

Model Ten 2-Way Speaker

Satellite design with 3-in midbass/midrange, 3/4-in copolymer-dome tweeter, 10-element crossover network. Nom imp 4 ohms. 4 1/2 x 6 1/2 x 3 in \$75 ea

CANTON

Floor-Standing Speakers

Ergo 120 4-Way Speaker

Bass-reflex design with two 10-in woofers, 6 1/4-in midbass, cone midrange, and 1-in aluminum/manganese-dome tweeter; imp 4 ohms; FR 18-30,000 Hz; sens 94 dB SPL/W/m; crossover points 300, 3,500, and 7,000 Hz. Black and white-ash, matte-mahogany, oak, or walnut finish. 13 x 51 x 17 in; 110 lb ea \$5,000/pr

Ergo 100. As above, two 9-in woofers and 6 1/4-in midbass. FR 24-30,000 Hz; sens 93 dB SPL/W/m; crossover points 300 and 3,500 Hz. 11 x 45 x 14 in; 79 lb \$3,500/pr

Ergo 90. As above, two 8-inch woofers and 6 1/4-in midbass. FR 20-30,000 Hz; sens 3 dB SPL/W/m; crossover points 300 and 3,500 Hz. 10 x 40 x 12 in; 50 lb \$2,500/pr

Ergo 80. As above, 8-in woofer and 8-in midbass. FR 22-30,000 Hz; sens 92 dB SPL/W/m; crossover points 300 and 3,500 Hz. 9 x 37 x 11 in; 42 lb \$2,000/pr

Fonum 600 3-Way Speaker

Bass-reflex design with 9-in woofer, 1 1/2-in fabric-dome midrange, and 3/4-in fabric-dome tweeter. Power handling 90/130 W cont avg; imp 4 ohms; FR 30-26,000 Hz; crossover points 900 and 5,000 Hz. Black finish; black grille. 10 1/4 x 31 1/2 x 11 in \$995/pr

Bookshelf Speakers

Karat 980 3-Way Speaker

Bass-reflex design with 12-in woofer, 4 1/4-in cone midrange, and 1-in aluminum/manganese-dome tweeter. FR 20-30,000 Hz; imp 4 ohms; sens 94 dB SPL/W/m; crossover points 400 and 4,000 Hz. Oak, walnut, mahogany, white, or black finish. 14 x 26 x 13 in; 46 lb \$2,000/pr
Karat 960. As above, 10-in woofer. FR 24-30,000 Hz; sens 93 dB SPL/W/m; crossover points 450 and 3,500 Hz. 12 x 23 x 12 in; 36 lb .. \$1,500/pr
Karat 940. As above, 9-in woofer. FR 26-30,000 Hz; sens 92 dB SPL/W/m; crossover points 450

and 3,500 Hz. 11 x 20 x 11 in; 29 lb .. \$1,250/pr
FG-200 Speaker Stands. Black angled stands for Karat 980 \$250/pr

Karat 930 2-Way Speaker

Bass-reflex design with 9-in woofer, 1-in aluminum/manganese-dome tweeter. FR 30-30,000 Hz; imp 4 ohms; sens 92 dB SPL/W/m. crossover point 2,800 Hz. Oak, walnut, mahogany, white, or black finish. 10 x 17 x 10 in; 22 lb ea \$1,000/pr
LF-70 Speaker Stands. Pedestals for Karat 920 or 930. Black or white \$250/pr

Karat 920 2-Way Speaker

Bass-reflex design with 8-in woofer, 1-in aluminum/manganese-dome tweeter. Power handling 50 W cont avg; imp 4 ohms. FR 36-30,000 Hz; sens 91 dB SPL/W/m; crossover point 2,800 Hz. Oak, walnut, mahogany, white, or black finish. 9 x 13 x 10 in; 12 lb \$750/pr

Fonum 400 3-Way Speaker

Bass-reflex design with 9-in woofer, 1 1/4-in fabric-dome midrange, and 3/4-in fabric-dome tweeter. Black grille. Power handling 70 W cont avg; imp 8 ohms; FR 35-26,000 Hz; crossover points 900 and 5,000 Hz. Black finish. 10 1/4 x 18 1/4 x 9 1/4 in \$745/pr

Fonum 300 2-Way Speaker

Bass-reflex design with 8-in woofer, 1-in fabric-dome tweeter. Power handling 50/80 W cont avg; imp 8 ohms; FR 38-26,000 Hz; crossover point 2,500 Hz. Black finish; black grille. 8 3/4 x 13 3/4 x 7 1/4 in \$595/pr
Fonum 250. As above, 6-in woofer. FR 42-24,000 Hz. Black-vinyl finish. 7 x 12 x 8 in; 10 lb ea \$395/pr

In-Wall Speakers

In-Wall 9 2-Way Speaker

9-in woofer and 1-in aluminum/manganese-dome tweeter. Power handling 80-110 W; imp 4 ohms. White grille. 10 1/4 x 3 1/4 x 10 1/4 in. \$600/pr
MudRing 9/24. Frame mount \$70/pr
MudRing 9/16. Frame mount \$60/pr

In-Wall 6 2-Way Speaker

6-in woofer and 1/2-in aluminum/manganese-dome tweeter. FR 45-22,000 Hz; imp 8 ohms; sens 89 dB SPL/W/m; crossover point 2,500 Hz. White, brass or chrome grille. 7 x 3 x 7 in; 5 lb

SPEAKERS

ea. \$450/pr
MudRing 6/24. Frame mount \$60/pr
MudRing 6/16. Frame mount \$50/pr

Mini Speakers

GL 300 F 2-Way Speaker

Acoustically tuned for wall mounting. Features 1-in dome tweeter (fabric), long-throw 6 1/2-in cone woofer. Power handling 40/60 W cont avg; FR 48-30,000 Hz; imp 4 ohms; crossover point 1,700 Hz; sens 87.3 dB SPL/W/m. Permafix spring clamps; 5-m connecting cable; removable grille. 8 1/2 x 13 1/2 x 3 1/2 in; 8 lb \$500/pr
 With walnut finish \$550/pr

GL 260 2-Way Outdoor Speaker

6 1/2-in woofer, 1-in dome tweeter. Wall mountable; suitable for indoor use. FR 42-30,000 Hz; crossover point 1,700 Hz; power handling 45/70 W cont avg; sens 87.3 dB SPL/W/m; imp 4 ohms. Perforated metal grille. White or black finish. 7 1/2 x 10 1/2 x 4 1/2 in; 8 lb \$500/pr
Cantomount HD. Ball-joint mounting bracket for above \$100/pr
Cantomount 2. Ball-joint mounting bracket for above \$50/pr

Plus S 2-Way Speaker

Wall-mount design suitable as satellite with Canton Plus Beta and Plus C subwoofers. 4 1/2-in cone woofer, 1-in dome tweeter, flush wall mount. FR 45-30,000 Hz; power handling 40/70 W cont avg; sens 87.2 dB SPL/W/m; imp 4 ohms. Removable grille. Black, white or brown finish. 4 1/4 x 8 x 4 in; 5 lb \$350/pr
 Walnut finish \$500/pr
Cantomount HD. Ball-joint mounting bracket for Plus S \$100/pr
Cantomount 2. Ball-joint mounting bracket for Plus S \$50/pr

HC 100 2-Way Speaker

4 1/2-in cone woofer, 1-in dome tweeter. Features Permafix spring clamps; 5-m connecting cable; one-point mounting fixture. FR 48-30,000 Hz; power handling 35/60 W cont avg; imp 4 ohms; sens 87.2 dB SPL/W/m. Removable grille. Black, white or bronze finish. 4 1/4 x 7 1/2 x 5 1/2 in; 4 lb \$295/pr

Subwoofers

Plus Beta Powered Subwoofer

Floor-standing biamplified system. Features 12 1/2-in cone woofer; signal-correction circuit; thermal overload and short-circuit protection; bass-level control; adjustable crossover and adjustable input sens; auto on/off; terminals and switching for 4 satellite. FR 20-70/90/120 Hz, ± 3 dB; power handling 140 W cont avg; THD < 0.1%. Black, white, or walnut finish. 13 1/2 x 15 1/2 x 15 in; 42 lb \$2,000 ea

Plus E Subwoofer

Acoustic-suspension design with 12-in woofer. FR 18-120 Hz; imp 4 ohms; crossover point 120 Hz; sens 91 dB SPL/W/m. Oak, mahogany, walnut, black, and white finishes. 14 x 22 x 14 in; 60 lb ea \$1,000 ea

Plus C Subwoofer

12-in cone subwoofer. FR 22-120 Hz; power handling 75(2x) W cont avg; sens 89.9 dB SPL/W/m; imp 4 ohms. Black, white, or walnut finish. 14 1/2 x 13 1/2 x 13 1/2 in; 26.25 lb ... \$600 ea

CARRERA

CSP-230 Subwoofer/Satellite System

3 1/2-in woofer, 2-in tweeter in magnetically

shielded enclosures; power handling 15-75 W; FR 140-20,000 Hz; sensitivity 89 dB W/m; impedance 8 ohms. 4 1/2 x 8 1/4 x 4 1/2 in, 2 1/2 lb. Bass module with 8-in woofer; power handling 25-125 W; FR 28-150 Hz. Dimensions: 5 1/2 x 12 1/4 x 10 1/2 in; 15.2 lb. \$500

CARVER

The Amazing Loudspeaker, Platinum Edition

1 1/2-in-thick planar design with 60-in full-range ribbon driver and integral subwoofer section consisting of 4 long-throw 12-in cone woofers. Power handling 800 W; frequency response 23-40,000 Hz - 3 dB; sensitivity 89 dB; maximum SPL 121 dBA. Black piano finish. 30 x 66 x 10 in (at base); 110 lb ea \$2,800/pr
 Oiled oak-veneer finish \$2,400/pr

The Amazing Loudspeaker, Silver Edition

1 1/2-in-thick planar design with 40-in full-range ribbon driver and integral subwoofer section consisting of 3 long-throw 12-in cone woofers. Power handling 600 W; FR 23-40,000 Hz - 3 dB; sensitivity 89 dB; max SPL 119 dBA. Black piano finish. 22 x 54 x 10 in (at base); 75 lb ea \$2,300/pr
 Oiled oak-veneer finish \$1,900/pr

CASTLE

Winchester 2-Way Speaker

Folded-horn design with two 6-in woofers and 1-in dome tweeter. Power handling 30 W; FR 35-22,000 Hz; sens 90 dB SPL/W/m; imp 8 ohms; crossover point 3,000 Hz. Wood-veneer finish. 10 x 43 x 17; 80 lb \$3,600/pr

Stirling 2-Way Speaker

Bass-reflex design with two 5-in woofers and 1-in dome tweeter. Power handling 15 W; FR 48-22,000 Hz; sens 89 dB SPL/W/m; imp 8/6 ohms; crossover point 2,000 Hz. Wood-veneer finish with black-foam grille. 10 x 22 x 13 in; 66 lb pr \$1,100/pr

Pembroke II 2-Way Speaker

Bass-reflex design with 8-in woofer and 1-in dome tweeter. Power handling 15 W; FR 48-22,000 Hz; sens 89 dB SPL/W/m; imp 8/6 ohms; crossover point 3,500 Hz. Wood-veneer finish with black-foam grille. 10 x 22 x 12 in; 62 lb pr \$900/pr

Durham 2-Way Bookshelf Speaker

Bass-reflex design with 6-in woofer and 1-in dome tweeter. Power handling 15 W; FR 60-22,000 Hz; sensitivity 89 dB SPL/W/m; imp 8/6 ohms; crossover point 2,500 Hz. Wood-veneer finish with black-foam grille. 9 x 16 x 9 in; 33 lb pr \$630/pr

Warwick 2-Way Bookshelf Speaker

Bass-reflex design with 6-in woofer and 1-in dome tweeter. Power handling 10 W; FR 55-22,000 Hz; sens 89 dB SPL/W/m; imp 8/6 ohms; crossover point 3,000 Hz. Wood-veneer finish with black-foam grille. 10 x 18 x 10 in; 34 lb pr \$540/pr

Clyde 2-Way Bookshelf Speaker

Bass-reflex design with 5-in woofer and 1-in dome tweeter. Power handling 10 W; FR 65-22,000 Hz; sensitivity 89 dB SPL/W/m; imp 8/6 ohms; crossover point 3,000 Hz. Wood-veneer finish with black-foam grille. 9 x 15 x 9 in; 22 lb pr \$400/pr

Trent 2-Way Bookshelf Speaker

Bass-reflex design with 5-in woofer and 1-in dome tweeter. Power handling 10 W; FR 70-

22,000 Hz; sensitivity 89 dB SPL/W/m; imp 8/6 ohms; crossover point 3,000 Hz. Wood-veneer finish with black-foam grille. 7 x 13 x 8 in; 17 lb pr \$350/pr

CDE

Colossus Satellite/Subwoofer System

Infinite-baffle design featuring ported subwoofer with two 8-in and six 10-in woofers, 6 1/2-in cone midrange, 1-in dome tweeter. FR 15-32,000 Hz; sens 91 dB SPL/W/m; power handling 50 W cont avg. Four pieces; black-lacquer finish and black knit grille. \$55,000/sys

Reference Satellite/Subwoofer System

Infinite-baffle design featuring ported subwoofer with two 10-in woofers, two 6 1/2-in cone midranges, 1-in dome tweeter. FR 20-32,000 Hz; sens 90 dB SPL/W/m; power handling 50 W cont avg. Four pieces; black-lacquer finish and black knit grille. \$35,000/sys

Mini Tower/Subwoofer System

Infinite-baffle design with ported 8-in woofer, 6 1/2-in cone midrange, 1-in dome tweeter. FR 22-32,000 Hz; sens 91 dB SPL/W/m; power handling 40 W cont avg. Four pieces; black-lacquer finish and black knit grille. \$5,200/sys

Tower 1 3-Way Speaker

Passive radiator with 8-in woofer, 6 1/2-in cone midrange, 1-in dome tweeter. FR 40-20,000 Hz; sens 91 dB SPL/W/m; power handling 20 W cont avg. 8 x 37 x 12 in; black-lacquer finish and black knit grille. \$2,700/pr

Mini Monitor V 2-Way Speaker

Infinite-baffle design with 6 1/2-in woofer, 1-in dome tweeter. FR 60-32,000 Hz; sens 88 dB SPL/W/m; power handling 20 W cont avg.; teak-lacquer finish; black knit grille. 6 x 15 x 9 in \$950/pr

Mini Monitor IV 2-Way Speaker

Infinite-baffle design with 6 1/2-in woofer, 1-in dome tweeter. FR 60-20,000 Hz; sens 90 dB SPL/W/m; power handling 20 W.; teak-lacquer finish; black knit grille. 7 x 11 x 9 in \$650/pr

CELESTION

Celestion 700 SE 2-Way Speaker

6 1/2-in Cobex woofer and 1 1/4-in aluminum-dome tweeter. Aerolam sealed enclosure featuring aluminum honeycomb construction and figure 8 brace; biwireable crossover. Includes integral stand; loading materials. Optional on crossover bi-wiring. Gray Nextel finish \$3,299/pr

Celestion System 6000 Subwoofer

Double-dipole low-frequency array with two 12-in long-throw woofers in each of 2 systems. Features electronic crossover network; variable gain and frequency controls. Dark-gray Nextel finish \$2,999/sys

Celestion 7000 3-Way Ribbon Speaker

8-in cast plastic woofer, 8-in plastic midbass, and patented ribbon midrange/tweeter. Cabinet has separate chambers for bass, bass/low midrange and ribbon tweeter. Bass system applies TBL alignment technique. Walnut or black ash finish \$2,699/pr

Celestion 600 Si 2-Way Speaker

Stand-mounted, 6 1/2-in Cobex woofer and one copper-dome tweeter. Aerolam sealed enclosure with aluminum honeycomb construction, and a figure 8 brace; biwireable. Stand optional. Dark gray Nextel finish \$1,999/pr

α

The Quest

In the beginning is music.

It grows from silence deep as thought itself. Images sparkle and disappear with quicksilver speed. Bathed in a crystalline sea of pure sound, you yield to surging currents of music.


Through Martin-Logan's exclusive electrostatic technology, music is recreated. Flawless in every nuance and fine detail, whisperquiet, lightningquick, thunderloud. And always, with pristine transparency.

Challenge: Create a speaker diaphragm light enough to play 20,000 Hz yet powerful enough to play 20 Hz, thus eliminating crossovers and achieving a pure wavelaunch, absolute phase linearity and group delay characteristics approaching zero.

Solution: A diaphragm lighter than one cubic inch of air. Over more than three years, Martin-Logan developed a vapor-deposition system that imprints a conductive coating only 20 atoms thick onto an ultrafine polyester film.

The Quest.

Where music is the beginning and the end.



The Quest: 72.5" H x 19" W x 13" D

MARTIN·LOGAN, LTD.

THE ELECTROSTATIC TECHNOLOGY

P.O. BOX 707, LAWRENCE, KS 66044, 913·749·0133

Ω

SPEAKERS



Celestion
100

Celestion 5000 Mk.II 2-Way Ribbon Speaker
Stand mounted enclosure with 8-in plastic woofer and patented ribbon/midrange tweeter. Uses separate subenclosure for tweeter and twin figure-8 cabinet braces; biwirable crossover. Stand optional. Walnut finish . . . \$1,699/pr
Celestion 3000 Mk.II. Similar to above with black-ash finish \$1,499/pr

Celestion SL-12 Si 3-Way Speaker
Stand-mounted. 6½-in Cobex woofer and 1¼-in aluminum-dome tweeter. Features figure-8 bracing; woofers with separate enclosures; biwirable crossover. Stand optional. Walnut or black ash finish \$1,599/pr

Celestion 100 2-Way Speaker
6½-in Cobex woofer with double surround and 1¼-in aluminum-dome tweeter. Features figure-8 bracing; crossover network with biwiring capability. Mahogany finish \$1,299/pr
Walnut or black oak finish \$1,199/pr

Celestion SL-6 Si 2-Way Speaker
6½-in Cobex woofer and 1¼-in aluminum-dome tweeter. Features figure-8 bracing in bass cabinet. Walnut or black ash finish \$999/pr

Celestion 11 3-Way Bookshelf Speaker
Vented design with 8-in felted fiber woofer, 4½-in midrange, and 1-in titanium tweeter. Black ash or oak finish \$699/pr

Celestion 9 3-Way Bookshelf Speaker
Vented design with 6-in felted fiber woofer, 4½-in midrange, and 1-in titanium tweeter. Black ash or oak finish \$599/pr

Celestion 7 2-Way Bookshelf Speaker
8-in plastic woofer and 1-in titanium tweeter in sealed enclosure with figure-8 brace. Black ash or oak finish \$599/pr

Celestion 5 2-Way Bookshelf Speaker
6-in felted-fiber woofer and 1-in pure-titanium tweeter in sealed enclosure. Black-ash or oak finish \$399/pr
Celestion 3. As above, 5-in woofer \$279/pr

CELLO

Stradivarius Series

Strad Grand Master 3-Way Speaker
Two 12-in woofers, eight 1½-in dome midranges, and eight ¾-in dome tweeters. Min amp power 200 W; crossover points 400 and 5,000 Hz; 16 x 84 x 18 in. 350 lb ea \$40,000/pr

Strad Master I 3-Way Speaker
12-in woofer, four 1½-in dome midranges, and four ¾-in dome tweeters. Min amp power 50 W; crossover points 400 and 5,000 Hz; imp 4 ohms; sens 90 dB SPL/W/m; imp 4 ohms; 45 x 16 x 13 in; 140 lb ea \$20,000/pr
Strad Master II 3-Way Speaker. As above, two 12-in woofers. \$25,000/pr

Amati 3-Way Speaker
Wall, shelf, or stand mountable. Four tweeters, four midranges, and one woofer in braced cabinet; tweeter, midrange, and woofer crossovers separate for triwiring; can be bussed together for 2-wire connection. Sens 90 dB SPL/W/m; Oak finish. 19 x 27 x 10 in \$10,000/pr

Jewel box free!
We hold the patent on the solution.
....Guaranteed



(800) 966-2503

Our Speakers Are So Sensitive, You Can Hear The Subtleties Of People Who Communicate With Their Hands.



Music, quite simply, is a mood-altering substance. With that in mind, we've built our DX loudspeakers on the belief that the more you hear, the more you'll feel.

Consequently, our DX midrange is designed to achieve such natural presence and clarity, you'll feel every stretch and strum in a guitar solo.



If you love heavy metal, you should be listening to lightweight aluminum.

Perhaps it's because of our midrange voice coil, in which we've used an aluminum "former" to dissipate heat. Or the free-edge surround that ingeniously dampens cone movement. Then again, maybe it's our distortion-free crossover network. The combined result is a loudspeaker with the highest power handling and widest

dynamic range of anything you might hear in the demo room. Of course, the DX also has something else you won't hear in other loudspeakers.

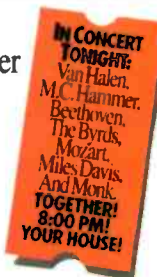
Cerwin-Vega bass. Which for over 35 years has been the ultimate mover and shaker in audio.

In fact, the DX-9 takes bass response all the way down to an earth-shaking 25Hz.

All of which is encouragement to drop by a Cerwin-Vega dealer and listen closely to our DX loudspeakers. And see how a totally instrumental piece of music can actually speak to you.



 **Cerwin-Vega!**



A DX loudspeaker can make a room the size of, say, an outhouse, sound very much like an opera house.

SPEAKERS

CERCA

The following speakers are omnidirectional, housed in ceramic vase enclosures, and feature a 5-year warranty.

Victoria 200 3-Way Speaker

8-inch Cobex woofer, 5-inch polypropylene midrange, and 1-inch metal-dome tweeter. Features biampable gold-plated binding posts; 12-element hard-wired crossover. Power range 20-220 W; FR 36-20,000 Hz \pm 3 dB; sens 86 dB SPL/W/m; crossover points 400 and 2,500 Hz. Antique finish with gray or brown glaze. 35 $\frac{3}{4}$ x 13 $\frac{1}{2}$ in; 33 lb \$3,500/pr

Victoria 120 3-Way Speaker

6 $\frac{1}{2}$ -in Cobex woofer, 5-in polypropylene midrange, and 1-in metal-dome tweeter. Features biampable, gold-plated binding posts; 12-element hard-wired crossover. Power range 20-180 W; FR 41-20,000 Hz \pm 3 dB; sens 86 dB SPL/W/m; crossover points 500 and 2,500 Hz. Antique finish with gray or brown glaze. 12 $\frac{3}{4}$ x 33 $\frac{1}{2}$ in; 22 lb \$2,500/pr

Classic 120 3-Way Speaker

6 $\frac{1}{2}$ -in Cobex woofer, 5-in polypropylene midrange, 1-in metal-dome tweeter. Features biampable, gold-plated binding posts; 12-element hard-wired crossover. Power range 20-180 W; FR 42-20,000 Hz \pm 3 dB; sens 86 dB SPL/W/m; crossover points 500 and 2,500 Hz. Lead-free glazes in black, gray, and silky white. 34 $\frac{1}{2}$ x 13 $\frac{1}{2}$ in; 28 lb \$2,500/pr

Hi-150 Subwoofer/Satellite System

Includes Hi-150 subwoofer and Hi-150 satellite. Power range 20-220 W; FR 34-20,000 Hz; sens 86 dB SPL/W/m; crossover points 500 and 2,500 Hz \$1,000/sys

Hi-150 Subwoofer

Subwoofer with two 10-in polypropylene woofers in one enclosure. Crossover frequency 500 Hz. 18 x 14 $\frac{1}{4}$ in \$600 ea

Hi-150 2-Way Speaker

Features 5-in polypropylene midrange and 1-in metal-dome tweeter. FR 500-20,000 Hz. 12 $\frac{1}{2}$ x 11 in \$400/pr

CERWIN-VEGA

L-7 2-Way Speaker

7-in paper woofer with butyl rubber surround, 1-in polymer-dome tweeter. Power handling 75 W rms; FR 40-20,000 Hz \pm 3 dB; sens 92 dB W/m; max SPL 113 dB at 150 W 113; imp 8 ohms. Rosewood-vinyl finish with grille. 9 x 14 x 8 $\frac{1}{4}$ in \$170 ea

DX-Series

DX-9 3-Way Speaker

Bass-reflex design with 15-in woofer, 6 $\frac{1}{2}$ -in cone midrange, 1-in dome tweeter. Features push terminals; self-resetting tweeter protection. Power handling 5/400 W cont avg; FR 30-20,000 Hz \pm 3 dB; sens 101 dB W/m; imp 4 ohms; crossover points 250, 5,000 Hz at 12 dB/oct. Scuff-resistant woodgrain vinyl. 18 x 36 x 18 in; 85 lb ea \$555 ea

DX-7 3-Way Speaker

Bass-reflex design with 12-in woofer, 6 $\frac{1}{2}$ -in cone midrange, 1-in dome tweeter. Features push terminals; self-resetting tweeter protection. Power handling 5/255 W cont avg; FR 34-20,000 Hz \pm 3 dB; sens 98 dB W/m; imp 4 ohms; crossover points 250, 5,000 Hz at 12 dB/oct. Scuff-resistant woodgrain vinyl. 15 x 34 x 15 in; 64 lb ea \$410 ea

oct. Scuff-resistant woodgrain vinyl. 15 x 34 x 15 in; 64 lb ea \$410 ea

DX-3 3-Way Speaker

Bass-reflex design with 10-in woofer, 4-in cone midrange, 1-in dome tweeter. Features push terminals; self-resetting tweeter protection. Power handling 5/125 W cont avg; FR 37-18,000 Hz \pm 3 dB; sens 94 dB W/m; imp 8 ohms; crossover points 350, 5,000 Hz at 12 dB/oct. Scuff-resistant woodgrain vinyl. 13 x 28 x 11 in; 34 lb ea \$320 ea

DX-1 2-Way Speaker

Bass-reflex design with 8-in woofer, 1-in dome tweeter. Features push terminals; self-resetting tweeter protection. Power handling 5/100 W cont avg; FR 40-18,000 Hz \pm 3 dB; sens 92 dB W/m; imp 8 ohms; crossover point 2,500 Hz at 12 dB/oct. Scuff-resistant woodgrain vinyl. 11 x 20 x 11 in; 25 lb ea \$205

Digital Series

Q-1 2-Way Speaker

1-in polyfoam diaphragm tweeter and 10-in woofer. FR: 30-20,000 Hz \pm 2 dB; max power handling 400 W; sens 100 dB/W/m; imp 4 ohms; walnut veneer with black grille \$799 ea

SW-12B Subwoofer

Vented design with 12-in floor-facing woofer built on die-cast aluminum frame with 7-lb magnet. Power range 5-125 W; sens 92 dB W/m. Woodgrain vinyl finish. 13 $\frac{1}{4}$ x 25 $\frac{1}{2}$ x 16 $\frac{1}{4}$ in; 48 lb \$320 ea

AT Series

AT-15 3-Way Speaker

Bass-reflex design with 15-in woofer, two 5-in midranges, dome tweeter. Power 5-400 W; sens 102 dB SPL/W/m; imp 4 ohms; 19 x 36 $\frac{1}{2}$ x 18 $\frac{1}{2}$ in; 85 lb \$1,080/pr

AT-12. Similar to AT-15, 12-in woofer, one 5-in midrange. Power handling 5-200 W; sens 97 dB W/m; imp 6 ohms; 16 x 30 x 14 in; 55 lb \$690/pr

AT-10. Similar to AT-12, 10-in woofer; internal self-resetting circuit breaker. Power handling 5-150 W; sens 95 dB; imp 6 ohms. 14 x 28 $\frac{1}{2}$ x 13 $\frac{1}{2}$ in; 40 lb \$620/pr

AT-8. 2-way version of above, 8-in woofer, dome tweeter. Power handling 5-100 W; sens 94 dB; imp 6 ohms. 12 x 21 x 10 in; 26 lb .. \$410/pr

Sat-6 Subwoofer/Satellite System

2-way satellites with 6 $\frac{1}{2}$ -in midrange and dome tweeter, 10-in dual voice-coil woofer. Power handling 200 W; sens 96 dB; imp 8 ohms. Woodgrain vinyl, fabric grilles. Satellites 9 $\frac{1}{2}$ x 12 $\frac{3}{4}$ x 8 $\frac{1}{2}$ in; woofer 17 x 17 x 17 in .. \$850/sys

SE Series

Model 380SE 3-Way Speaker

Bass-reflex design with 15-in cone woofer, two 7-in cone midranges, elliptical tweeter. Power handling 5-405 W; FR 29-20,000 Hz \pm 3 dB; sens 102 dB SPL/W/m; imp 4 ohms. Finished in black vinyl. 17 $\frac{1}{2}$ x 36 x 19 $\frac{1}{2}$ in; 90 lb \$1,080/pr

Model 300SE 3-Way Speaker

Bass-reflex design with 12-in cone woofer, 7-in cone midrange, horn-loaded elliptical-dome tweeter. Power handling 5-255 W; FR 25-20,000 Hz \pm 3 dB; sens 98 dB SPL/W/m; imp 6 ohms. Finished in black vinyl. 14 $\frac{1}{2}$ x 32 x 16 $\frac{1}{4}$ in; 65 lb \$900/pr

Model 280SE 3-Way Speaker

Bass-reflex design with 12-in cone woofer, 6-in

cone midrange, horn-loaded elliptical-dome tweeter. Power handling 5-155 W; FR 32-20,000 Hz \pm 3 dB; sens 96 dB SPL/W/m; imp 6 ohms. Finished in black vinyl. 14 $\frac{1}{2}$ x 25 $\frac{1}{2}$ x 11 $\frac{1}{2}$ in; 45 lb \$690/pr

Model 250SE 3-Way Speaker

Bass-reflex design with 10-in cone woofer, 6-in cone midrange, horn-loaded elliptical-dome tweeter. Features Hemholtz Thiele enclosure with sound-absorbent baffle; circuit-breaker protection. Power handling 5-125 W; FR 32-20,000 Hz \pm 3 dB; sens 95 dB SPL/W/m; imp 6 ohms. Finished in black vinyl. 12 $\frac{1}{2}$ x 28 x 11 $\frac{1}{2}$ in \$600/pr

Model 200SE 2-Way Bookshelf Speaker

Vented design with 8-in woofer, 1-in tweeter. Power handling 5-100 W; FR 32-20,000 Hz \pm 3 dB; imp 6 ohms. 10 $\frac{1}{2}$ x 22 x 12 $\frac{1}{2}$ in. \$410/pr

CHAPMAN SOUND

T7 3-Way Speaker

Modified dual-port transmission-line design with 10-in poly laminate fiber-cone woofer, 7-in fiber-composite midrange, 1-in titanium-dome tweeter. FR 28-20,000 Hz \pm 3 dB; power handling 50-250 W/ch; sens 89 dB SPL/W/m; imp 4 ohms; crossover 150 Hz, 6 dB/oct, 3,000 Hz, 18 dB/oct. Oak finish, black grille. 13 x 44 x 10 in. 80 lb \$1,645/pr

CICENA

Billie Jean 2-Way Bookshelf Speaker

Features internal neon tubes that can be lit constantly, flash with the music, or turned off. Power handling 60 W cont; FR 80-15,000 Hz; imp 8 ohms. 8 $\frac{1}{2}$ x 17 x 5 in \$349/pr

Cleo 2-Way Bookshelf Speaker

Pyramid shape. Features two neon tubes which can be lit constantly, flash with the music, or turned off. Power handling 60 W cont; FR 80-15,000 Hz; imp 8 ohms. 12 x 15 x 9 $\frac{1}{2}$ in \$349/pr

CLEMENTS

Reference RT-7 2-Way Speaker

Compression-line bass-loaded design featuring 8-in polypropylene-cone woofer with Kapton voice coil and diaphragm, 7-in direct-inductance planar-ribbon midrange/tweeter. Frequency-tilt control. Power handling 20-200 W; FR 26-40,000 Hz \pm 3 dB; sens 88 dB SPL/W/m; imp 6.5 ohms; crossover point 1,575 Hz. Adjustable spiked feet included. Rosewood finish. 10 $\frac{1}{2}$ x 45 $\frac{1}{2}$ x 19 in \$3,500
Piano Lacquer finish \$3,300
Zebra-wood finish \$3,200
Mahogany finish \$3,000
Oak or walnut finish \$2,700
RB-8.0 Mark II. As above, power handling 30-200 W; FR 26-40,000 Hz. Optional bi-amp version. Adjustable spiked feet included. Walnut finish. 13 $\frac{1}{2}$ x 35 $\frac{1}{2}$ x 13 in \$1,650/pr
Oak-veneer or black-oak finish \$1,600/pr
RB-6.5 Mark II. As above, with 6 $\frac{1}{2}$ -in polypropylene-cone woofer. Power handling 20-150 W; FR 36-40,000 Hz \pm 3 dB; sens 90 dB SPL/W/m; imp 6.5 ohm. 13 $\frac{1}{2}$ x 24 $\frac{1}{2}$ x 13 $\frac{1}{4}$ in ... \$1,250/pr
Oak or black oak \$1,200/pr
RB Stand. Heavy-gauge metal, sand fillable \$140/pr

Response Series I 2-Way Speaker

Transmission-line bass-loaded design featuring 8-in polypropylene-cone woofer with Kapton voice coil and diaphragm, 1-in linen-dome tweeter with ferrofluid in mirror-image configura-

The Finest In-wall Speaker.



WHAT DOES IT TAKE to build the finest in-wall speaker? Quite simply, better design execution.

Better in-wall performance demands better materials. So, rather than flimsy plastic parts, we use a rigid aluminum diecasting that combines the main chassis, mid/bass driver chassis and tweeter faceplate into a single unit. Instead of inadequate mounting hardware made of plastic parts, metal clips etc., we use a rigid diecast-aluminum full-perimeter mounting flange. Add PARADIGM's renowned driver technology and seamless dividing networks, and the performance results are amazing! Articulate and transparent, these speakers simply reveal more of the musical and spacial reality of the live event.

EVEN MORE ASTONISHING IS THE PRICE! For the same or even less than conventional in-wall speakers, *you can own the best...* PARADIGM ARCHITECTURAL MONITOR SERIES speakers.

You won't find PARADIGM ARCHITECTURAL MONITOR SERIES speakers everywhere. A product this good requires the expertise of a qualified audio specialist. So, before you buy any in-wall speaker, visit your AUTHORIZED PARADIGM DEALER and listen to the finest of in-wall speakers.

FOR MORE INFORMATION CALL 1-800-553-4355
Ext. 41274 or write: AUDIOSTREAM, MPO Box 2410
Niagara Falls, NY 14302. In Canada: PARADIGM,
569 Fenmar Drive, Weston, ON M9L 2R6.

Sound&Vision
Critic's
Choice Award

Paradigm[®]

SPEAKERS

ration. Power handling 200 W/ch; FR 30-20,000 \pm 3 dB; sens 90 dB SPL/W/m; imp 8 ohms; crossover point 2,500 Hz. Adjustable spiked feet included. Piano-lacquer finish. 14 x 34 x 11 1/4 in. \$1,350/pr

Response Series II. As above, with bi-amp/bi-wire gold terminals. Vinyl finish \$850/pr

Little d Wood 2-Way Speaker

Compression-line bass-loaded design with 5/4-in polypropylene-cone woofer, 5-in direct-inductance planar-ribbon midrange/tweeter. 3rd-order woofer slope. Power handling 20-100 W; FR 42-40,000 Hz \pm 3 dB; sens 87 dB SPL/W/m; imp 6 ohms; crossover point 2,400 Hz. Oak or black finish. 8 x 17 x 11 1/2 in. \$995/pr

Little d. As above, with black, white, gray, or red finish. 7 x 16 x 10 in. \$795/pr

Little d stand. Heavy-gauge metal, sand fillable. \$160/pr

CLIF DESIGNS

KP-800 Subwoofer/Satellite System

Two 10-in dual-voice-coil woofers and satellites with 4-in midrange and 1/2-in polycarbon ferrofluid-cooled tweeters. FR 28-20,000 Hz; sens 92 dB; crossover points 120, 6,000 Hz. Subwoofer: 16 1/2 x 16 1/2 x 16 1/2 in; satellites: 14 x 14 x 14 in. \$799/sys

KP-600 Subwoofer/Satellite System

Two 5 1/4-in and one 8-in dual-voice-coil woofers and satellites with 4-in midrange and 1/2-in polycarbon ferrofluid-cooled tweeter. FR 30-20,000 Hz; sens 92 dB; crossover points 120, 6,000 Hz. Subwoofer: 34 x 12 in at base, 5 in at top. \$699/sys

KP-500 Subwoofer/Satellite System

Two 5 1/4-in and one 6 1/2-in dual-voice-coil woofers and satellites with 4-in midrange and 1/2-in polycarbon ferrofluid-cooled tweeter. FR 30-20,000 Hz; sens 92 dB; crossover points 120, 6,000 Hz. Subwoofer: 34 x 9 in at base, 5 in at top. \$599/sys

KP-700 Subwoofer/Satellite System

10-in dual-voice-coil woofer and satellites with 4-in midrange and 1/2-in polycarbon ferrofluid-cooled tweeter. FR 30-20,000 Hz; sens 92 dB; crossover points 120, 6,000 Hz. Subwoofer: 14 1/4 x 14 1/4 x 14 1/4 in at base, 12 x 12 x 12 in at top. \$499/sys

K-250 2-Way Speaker

Shelf, bracket, or stand design with 4-in midrange and 1-in polycarbon ferrofluid-cooled tweeter. Power handling 80 W; FR 80-20,000 Hz \pm 3 dB; sens 92 dB; imp 6 ohms. 4 1/4 x 7 x 5 in; 3 lb. \$299 ea

K-200 2-Way Speaker

4-in midrange and 1 1/2-in polycarbon ferrofluid-cooled tweeter. sens 92 dB; crossover points 120, 6,000 Hz. 4 1/4 x 7 x 5 in. \$199 ea

COMMUNITY LIGHT

CSV Series

All CSV Series speakers feature Powersense crossover network that guard against overload; rigidly braced high-density particle and fiber-board enclosure, and scratch-resistant plastic oak-veneer finish. Optional steel mounting brackets.

CSV52 3-Way Speaker

Bass-reflex design with 15-in ferrofluid-cooled

woofer, 6 1/2-in ferrofluid-cooled midrange, horn tweeter. Power handling 200 W cont; FR 40-20,000 Hz; sens 98 dB SPL/W/m; imp 4 ohms; crossover points 500 and 5,000 Hz. 18 x 33 1/2 x 18 in; 88 lb. \$795

CSV35 2-Way Speaker

Bass-reflex design with 15-in ferrofluid-cooled woofer and horn tweeter. Power handling 150 W cont; FR 60-18,000 Hz; sens 99.5 dB SPL/W/m; imp 8 ohms; crossover point 2,500 Hz. 17 1/4 x 23 1/4 x 13 1/2 in; 48 lb. \$465

CSV25 2-Way Speaker

Bass-reflex design with 12-in woofer and horn tweeter. Power handling 100 W cont; FR 70-18,000 Hz; sens 97.5 dB SPL/W/m; imp 8 ohms; crossover point 3,000 Hz. 15 x 18 1/4 x 13 1/2 in; 38 lb. \$399

CONTOUR ACOUSTIC DESIGN

The following speakers carry a 5-year warranty.

Model 93012 3-Way Speaker

8-in woofer, 4-in midrange, and 3-in tweeter. Automatic thermal overload protection; butyl-rubber surrounds. Power handling 100 W; FR 100-18,000 Hz; sens 85 dB SPL/W/m. Midnight black finish. 12 1/2 x 22 1/2 x 10 1/4 in. \$250/pr

Model 93041 Subwoofer/Satellite System

6 1/2-in polypropylene cone woofer and satellites with 4 1/2-in midrange and 2 1/2-in tweeter. Automatic thermal overload protection; butyl rubber surrounds. Power handling 100 W; FR 50-18,000 Hz; imp 8 ohms. Black wood finish. Subwoofer: 7 1/4 x 10 1/2 x 5 1/4 in. Satellite: 15 x 11 x 15 1/2 in. \$230/sys

Model 93011 2-Way Speaker

6-in woofer and 3-in tweeter. Automatic thermal overload protection; butyl-rubber surrounds. Power handling 60 W; FR 100-18,000 Hz; sens 85 dB SPL/W/m. Black finish. 11 1/4 x 18 1/4 x 7 1/4 in. \$200/pr

Model 91031 Full-Range Speaker

4 1/2-in driver with butyl-rubber surrounds. Power handling 20 W; FR 80-16,000 Hz; imp 8 ohms. Oak-laminated finish. 5 3/8 x 7 1/8 x 5 1/4 in. \$70/pr

CREEK AUDIO BY MUSIC HALL

CLS20 2-Way Speaker

Reflex front-ported design with 8-in visco-elastic damped pulp-cone woofer and 3/4-in textile soft-dome tweeter. Features 1 1/4-in high-temperature voice coil, vented magnet, and 2nd-order crossover. Power handling 75 W cont; sens 89 dB SPL/W/m. 9 1/8 x 18 1/2 x 8 1/8 in. \$550/pr

ST20. Matching stands \$175/pr

CSI

MDM-TA3 3-Way Speaker

Ported time-aligned design with 2 woofers. Features switch and fuse plate for bass, midrange, and treble drivers. Power handling 100 W min; sens 91 dB; FR 45-20,000 Hz \pm 3 dB. 16 x 11 1/4 x 19 in. \$1,690/pr

MDM-TA2 2-Way Speaker

Time-aligned and ported design. Features program/position switch which allows upper range response to be adjusted; polarity switch. Power handling 100 W min; sens 87 dB; FR 60-20,000

Hz \pm 3 dB. 11 1/4 x 9 1/4 x 16 in. \$1,290/pr

MDM-4 Speaker

Dual woofer, ported design with high-pass filter. Power handling 100 W min; FR 60-17,000 Hz \pm 3 dB; sens 80 dB; imp 8 ohm. Rosewood laminate, aluminum trim, brown grille. 13 x 19 x 9 1/4 in. \$1,290/pr

DAHLQUIST

DQ-40 3-Way Speaker

Vertical, decoupled phase array design with 12-in polypropylene woofer, 5-in polypropylene midrange, 7/8-in metal-alloy dome tweeter. 2nd-order Dahlquist/3rd-order hybrid vented alignment. Min power handling 40 W; sens 91 dB/2.83 V/m; crossover points 270 and 3,000 Hz; system bandwidth -6 dB at 22 and 27,000 Hz; pair-matching accuracy \pm 1/2 dB; imp 4 ohms. \$3,500/pr

DQ-30. As above with 10-in cone woofer; system bandwidth -6 dB at 29 and 27,000 Hz. \$1,950/pr

DQ-28 3-Way Speaker

Vertical, decoupled phase array design with 8-in Kevlar/paper-cone woofer, 4-in polypropylene midrange, 7/8-in metal-alloy dome tweeter. 2nd-order Dahlquist/3rd-order hybrid vented alignment. Min power handling 30 W; sens 91 dB/2.83 V/m; crossover points 470 and 3,000 Hz; system bandwidth -6 dB at 37 and 27,000 Hz; pair-matching accuracy \pm 1/2 dB; imp 6 ohms. \$1,350/pr

DQ-8 2-Way Speaker

Vertical, decoupled phase array design with 8-in woofer and 1-in aligned-fiber tweeter. Dahlquist vented alignment. Min power handling 30 W; sens 90 dB/2.83 V/m; crossover point 2,000 Hz; system bandwidth -6 dB at 40 and 20,000 Hz; imp 8 ohms. \$850/pr

DQ-6c 2-Way Speaker

Vertical, decoupled phase array design with 6 1/2-in woofer and 7/8-in metal-alloy dome tweeter. 2nd-order Dahlquist/3rd-order hybrid vented alignment. Min power handling 20 W; sens 90 dB/2.83 V/m; crossover point 2,000 Hz; imp 6 ohms. \$600/pr

Accessories

ST-9 Speaker Stand

Nonresonant floor stand for Dahlquist M series speakers; provides rigid mounting, 3.5° upward tilt; matte-black finish; capacity 100 lb. 11 1/4 x 14 x 12 in; 7.5 lb. \$100/pr

DANA AUDIO

Model 2 2-Way Speaker

Sealed design with 8-in polycone woofer, 1-in metal-dome seas tweeter. Features semi-cylinder enclosure with 3/4-in nonresonant front baffle. 1st-order crossover. Power handling 10-15 W; FR 30-24,000 Hz; sens 89 dB; imp 8 ohms. Oak-veneer finish. 13 1/2 x 36 x 11 1/2 in. \$390/pr

Model 1 2-Way Bookshelf Speaker

Acoustic-suspension design with 6 1/2-in woofer, 3/4-in titanium tweeter. Features gold binding posts. Power handling 100 W; imp 8 ohms; crossover 3,150 Hz. Black vinyl. 3-year warranty. 8 3/4 x 14 1/4 x 7 1/2 in. \$179/pr

DANTAX BY NORDOST

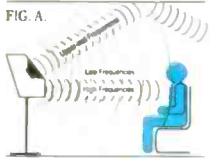
SQ 65-11 2-Way In-Wall Speaker

4-in woofer and 2-in tweeter. Enclosure made

HOLOGRAPHIC IMAGING™ IS SO EXTRAORDINARY IT EVEN SOUNDS GOOD ON PAPER.

And Julian Hirsch wrote it.* In *Stereo Review* he said Holographic Imaging offers "perhaps the most natural music sound stage... we have heard from any conventional or unaided speaker."

No wonder. AR Holographic Imaging Speakers are more focused than conventional speakers so you



pinpoint instruments with striking accuracy. The music is recreated in its proper perspective. We combined better

focus with more spacious, natural ambience that envelops you in the Spatial Soundstage." (Fig. A) The effect is so three dimensional, Hirsch heard "much of the depth, width, and height that we associate with a live performance."

STARTLING SOUND BECAUSE WE BROKE THE VERY RULES WE MADE.

In the H/I Series, M1 thru M4 have the woofer set at an angle towards the top of the cabinet. This placement controls acoustic



roll-off and thus minimizes crossover components, leaving nothing between you and the music. Hirsch

said the speakers "rarely appeared to be the source of the sound we heard." The offset dome tweeter adds strong, precise imaging in a broader sweet spot. (Fig. B)

In the M5 and M6 we've mounted the midrange driver at an angle at the top. The narrow speaker cabinet (Minimal Baffle Design) cuts reflected information and produces an enormous sound from a surprisingly small amount of space. "The music came from that end of the room... but never seemed to emerge from those small black boxes," Hirsch added.

The woofers are mounted in an acoustic suspension enclosure (which we invented) that fires into a filtered chamber. The Filtered Suspension provides tight bass response with dynamic, efficient performance.

SOUND DESIGN DICTATED COSMETIC DESIGN.

Here, 'form follows function.' Specific physics and psycho-acoustic principles determined every facet of the look. A look befitting this startling new dimension in stereo listening.

Hirsch concluded H/I represents "one of the best values in today's speaker market. These days so many products seem to be equal to each other that it is refreshing to find one that is strikingly 'more equal' than most of the competition."

FREE CD OFFER.

Receive a free Nova CD when you hear the extraordinary H/I demo at selected AR dealers. If you have questions about the H/I Series or Holographic Imaging call 1-800-969-AR4U.




**WE CAN BREAK
THE RULES
BECAUSE WE MADE
THE RULES.**

© 1991, AR, Holographic Imaging, Spatial Soundstage and H/I Series are registered trademarks of Acoustic Research.
**Stereo Review*, June '91 review of AR H/I Model M4.



Adcom would like to make this perfectly clear.



Regardless of how sophisticated your stereo and video system is, it may never achieve its full performance if plugged directly into an AC outlet. Raw and unprocessed AC power can severely diminish the clarity of audio signals and reduce the resolution of your video picture.

ADCOM's ACE-515 AC Enhancer significantly improves the performance capabilities of your system by filtering and processing raw AC power, unveiling a pure, noise-free power source.

Listen To The Critics

"...the effective suppression of AC 'RF hash' by the ACE-515 improved clarity and lowered noise in all three CD players. . . .the significant improvements in instrumental and vocal harmonic retrieval and hall ambience are superb. . . . it simply appears to allow musical information to be passed through to the listener with less veil and electronic 'haze.'"

—Lewis Lipnick, *Stereophile*, Vol. 11 No. 4, April 1988.

Recommended accessory in *Stereophile*, Vol. 12 No. 4, April 1989.

Line Protection: It Pays For Itself

The ACE-515 also protects your valuable equipment from harmful high-voltage spikes and surges. And, its sequential turn-on/turn-off control circuit guards your speakers from disturbing, damaging thumps.

Again, The Critics Agree

"Electronic equipment (especially digital audio gear) is vulnerable to both annoying and catastrophic power-line problems. Your stereo gear should have line spike and surge protection, with hash filters thrown in too. Line protection—you can pay a little for it now, or you can pay a lot for it later."

—Ken Pohlman, *AUDIO*, November 1987.

For a modest investment, the ADCOM ACE-515 enhances both audio and video clarity while protecting your equipment from damaging line voltage disturbances. Once again, ADCOM lives up to its reputation of offering superior performance at a reasonable cost. For complete technical data, please visit your Adcom dealer. You'll discover the ACE-515 is more than an accessory. It's a necessity.



ADCOM®

details you can hear

SPEAKERS

of molded plastic, bitumen sheets, and aluminum to reduce vibrations. Features active crossover network. Power handling 65 W cont; FR 45-20,000 Hz \pm 4 dB; sens 89 dB/2.83 V/m; imp 8 ohms. White or black finish. 17 $\frac{1}{2}$ x 17 $\frac{1}{2}$ x 6 $\frac{1}{4}$ in; 8 lb \$450/pr

Opus Series

Opus 7 3-Way Speaker

Hybrid vented/sealed design with two 10-in polypropylene woofers, 5-in polypropylene midrange, 1-in ferrofluid soft-dome tweeter. Features internally reinforced cabinet; crossover network; gold-plated terminals with biwiring capability; integrated spikes. Power handling 200 W cont; FR 28-28,000 Hz; sens 94 dB/2.83 V/m; imp 4-8 ohms; crossover points 800, 4,000 Hz. High-gloss black finish. 12 $\frac{1}{2}$ x 43 x 12 in; 59.4 lb \$1,200 ea

Opus 5 3-Way Speaker

Bass-reflex design with two 8-in polypropylene woofers, 5-in polypropylene midrange, 1-in soft-dome tweeter. Features crossover network; gold-plated terminals with biwiring capability. Power handling 140 W cont; FR 38-22,000 Hz; sens 93 dB/2.83 V/m; imp 4-8 ohms; crossover points 1,000, 5,000 Hz. High-gloss black-metallic finish. 10 $\frac{1}{4}$ x 45 x 12 $\frac{1}{2}$ in; 45 lb \$600 ea

Opus 3 2-Way Speaker

Bass-reflex design with two 6-in polypropylene woofers and 1-in soft-dome tweeter. Features crossover network; gold-plated terminals. Power handling 110 W cont; FR 42-22,000 Hz; sens 91 dB/2.83 V/m; imp 4-8 ohms; crossover frequency 5,000 Hz. High-gloss black-metallic finish. 9 $\frac{1}{4}$ x 35 x 9 $\frac{1}{4}$ in; 29.7 lb \$400 ea

Opus 1 2-Way Speaker

Bass-reflex design with 6-in polypropylene woofer and 1-in soft-dome tweeter. Features crossover network; gold-plated terminals. Power handling 80 W cont; FR 45-22,000 Hz; sens 90 dB/2.83 V/m; imp 8 ohms; crossover frequency 5,000 Hz. High-gloss black-metallic finish. 9 x 13 $\frac{1}{2}$ x 9 in; 13.2 lb \$250 ea

Tube Series

Tubular enclosure with down-firing woofer.

Tube 3 3-Way Speaker

8-in woofer, 4-in midrange, and 2-in tweeter. Power handling 120 W cont; FR 32-20,000 Hz; sens 96 dB/m 1.8 W; crossover points 1,000, 5,000 Hz. 39 $\frac{1}{2}$ -in height, 10-in diameter; 24 lb \$750/pr

Tube 2 3-Way Speaker

6 $\frac{1}{2}$ -in woofer, 4-in midrange, and 2-in tweeter. Power handling 80 W cont; FR 35-20,000 Hz; sens 96 dB/m 2.2 W; crossover points 1,000, 5,000 Hz. 31 $\frac{1}{2}$ -in height, 8-in diameter; 14 lb \$600/pr

Tube 1 2-Way Speaker

4-in woofer and 2-in tweeter. Power handling 60 W cont; FR 45-20,000 Hz; sens 96 dB/m 3 W; crossover point 3,000 Hz. 19 $\frac{1}{2}$ -in height, 5-in diameter; 3 lb \$300/pr

Subwoofer/Satellite Systems

SUB 3000 Subwoofer/Satellite System

3-piece satellite/subwoofer system. Bass module with two 8-in polypropylene woofers; 2 satellites, each with 4-in hybrid polypropylene-cone woofer/midrange and 2-in ferrofluid-filled cone tweeter. Features push-pull configura-

tion. Power handling 100 W cont; FR 35-20,000 Hz; sens 90 dB W/2.83 V; imp 6-8 ohms; crossover frequency 95, 5,000 Hz. Black or white finish. Satellite: 5 $\frac{1}{2}$ x 8 $\frac{1}{2}$ x 4 $\frac{1}{4}$ in; 4.4 lb. Bass module: 23-in high, 10-in diameter; 23 lb \$1,000

SUB 2002 Subwoofer/Satellite System

3-piece satellite/subwoofer system. Bass module with two 8-in woofers; 2 satellites, each with 3 $\frac{1}{2}$ -in woofer/midrange and 2-in cone tweeter. Features molded ABS enclosures. Power handling 120 W; FR 38-20,000 Hz; sens 92 dB W/2.83 V; imp 4-8 ohms; crossover points 180, 3,000 Hz. Black or white finish. Satellites: 4 $\frac{1}{4}$ x 8 $\frac{1}{4}$ x 4 $\frac{1}{4}$ in; 3.3 lb. Bass module: 20 x 8 x 12 $\frac{1}{4}$ in; 21 lb \$500

SUB 1002 Subwoofer/Satellite System

3-piece satellite/subwoofer system. Bass module with two 8-in woofers; 2 satellites, each with 3 $\frac{1}{2}$ -in full-range speaker. Power handling 90 W cont; FR 38-15,000 Hz; sens 89 dB W/2.83 V; imp 6 ohms; crossover frequency 180 Hz. Black or white finish. Satellite: 4 $\frac{1}{4}$ x 4 $\frac{1}{4}$ x $\frac{1}{4}$ in; 2.2 lb. Bass module: 20 x 8 x 12 $\frac{1}{4}$ in; 21 lb \$320

DCM

TimeWindow Series

TimeWindow 3

Folded transmission-line design with 8-in cone woofer, 6 $\frac{1}{2}$ -in cone midrange, and two $\frac{1}{4}$ -in soft-plastic dome tweeters. Features time-coherent point-source configuration. Adjustable high and middle-frequency output, narrow/wide image control; acoustic antidiffraction lenses. FR 24-20,000 Hz; power handling 10-500 W cont avg; sens 90 dB SPL/W/m; imp 8 ohms. Dark oak finish, fabric grille. 16 $\frac{1}{4}$ x 39 $\frac{1}{4}$ x 12 $\frac{1}{2}$ in; 45 lb \$1,499/pr

TimeWindow 1A Speaker

Hybrid transmission-line design with two 6 $\frac{1}{2}$ -in cone woofers, two $\frac{1}{4}$ -in soft-plastic dome tweeters with acoustic lens. Features pinpoint imaging properties; cylindrical back and triangular-prism front. Optimized for min time-dispersion error. Power handling 10-200 W cont avg; sens 91 dB SPL/W/m; imp 8 ohms. Dark oak finish, fabric grille. 15 x 36 x 11 $\frac{1}{4}$ in; 32 lb \$949/pr

TimeFrame Series

TimeFrame TF1000 3-Way Speaker

Tapered transmission-line design with 8-in woofer, 4-in midrange, $\frac{1}{4}$ -in soft-plastic dome tweeter. Features acoustic antidiffraction lens. Power handling 10-300 W cont avg; imp 8 ohms; sens 91 dB SPL/W/m. Dark oak finish, fabric grille. 19 $\frac{1}{2}$ x 49 x 8 in; 49 lb \$1,099/pr

TimeFrame TF600 3-Way Speaker

Mirror-imaged design with 6 $\frac{1}{2}$ -in woofer, 6 $\frac{1}{2}$ -in coaxially mounted polypropylene midbass, $\frac{1}{4}$ -in dome tweeter with acoustic lens for point-source imaging, and two rear-firing $\frac{1}{4}$ -in dome tweeters. Staggered transmission-line enclosure terminates in one rear vent. FR 30-20,000 Hz; power handling 10-250 W cont avg; sens 92 dB SPL/W/m; imp 6 ohms. Dark oak finish, fabric grille. 17 x 41 x 8 $\frac{1}{4}$ in; 47 lb \$699/pr

TimeFrame TF400 3-Way Speaker

Transmission-line design with two 6 $\frac{1}{2}$ -in magnetically-shielded cone woofers and one coaxially mounted $\frac{1}{4}$ -in dome tweeter. Features antidiffraction lens. FR 42-20,000 Hz; power handling 10-150 W cont avg; sens 92 dB SPL/W/

m; imp 6 ohms. Dark oak finish, fabric grille. 15 x 38 x 8 in; 31 lb \$499/pr

TimeFrame TF275 2-Way Speaker

Coaxially mounted design with 6 $\frac{1}{2}$ -in cone woofer and $\frac{1}{4}$ -in dome tweeter. FR 50-20,000 Hz \pm 3 dB; power handling 10-50 W cont avg; sens 91 dB SPL/W/m; imp 8 ohms. Dark oak finish, fabric grille. 13 x 34 x 6 in; 22 lb \$399/pr

Modular Series

TripleTime 3-Piece System

Two HalfTime satellites with bass module. Dual-voice-coil 6 $\frac{1}{2}$ -in woofer in dual transmission-line cabinet. FR 48-20,000 Hz; power handling 20-100 W cont avg; sens 91 dB SPL/W/m; imp 8 ohms. Satellites: 8 x 17 $\frac{1}{4}$ x 8 in. 47 lb/system \$499/sys

FullTime Subwoofer System

Two transmission-line cabinets, each with one 6 $\frac{1}{2}$ -in woofer. Power handling 50-150 W cont avg; FR 50-150 Hz; imp 8 ohms; sens 91 dB SPL/W/m. 10 $\frac{1}{4}$ x 30 $\frac{1}{4}$ x 10 $\frac{1}{4}$ in; 19 lb ea \$429/pr

TimePiece 2-Way Bookshelf Speaker

6 $\frac{1}{2}$ -in cone woofer and $\frac{1}{4}$ -in dome tweeter. Power handling 15-100 W cont avg; FR 60-20,000 Hz; sens 90 dB SPL/W/m; imp 8 ohms. Dark oak finish, fabric grille. 7 $\frac{3}{4}$ x 16 x 7 $\frac{3}{4}$ in; 12.5 lb ea \$299/pr

HalfTime 2-Way Speaker

Acoustic-suspension design with 6 $\frac{1}{2}$ -in woofer and $\frac{1}{4}$ -in dome tweeter. Features antidiffraction lens. FR 90-20,000 Hz; sens 90 dB SPL/W/m; power handling 10-80 W cont avg; imp 8 ohms. 8 x 9 $\frac{1}{4}$ x 8 in; 9 lb \$249/pr

Monitor Series

CX-27 3-Way Speaker

Transmission-line design with 6 $\frac{1}{2}$ -in woofer, 6 $\frac{1}{2}$ -in midbass, coaxially mounted $\frac{1}{4}$ -in dome tweeter. Acoustic lens for point-source imaging, two rear-firing ports. FR 35-20,000; power handling 10-150 W cont avg; sens 93 dB SPL/W/m; imp 6 ohms. 10 x 27 x 11 in; 25 lb .. \$499/pr

CX-17 2-Way Bookshelf Speaker

Transmission-line design with 6 $\frac{1}{2}$ -in woofer and coaxially mounted $\frac{1}{4}$ -in dome tweeter; acoustic lens for point-source imaging, rear-firing port. FR 45-20,000 Hz; power handling 10-100 W cont avg; sens 92 dB SPL/W/m; imp 8 ohms. 9 x 17 x 10 in; 15 lb \$349/pr

DEFINITIVE TECHNOLOGY


BP20 2-Way Speaker

Bipolar system featuring symmetrically concentric driver arrays on front and rear baffles. Two 1-in aperiodic dome tweeters and four 6 $\frac{1}{2}$ -in mineral-filled-polymer woofers. Computer-synthesized transmission-line tuning. Phase-coherent Linkwitz-Riley crossover network. FR 18-28,000 Hz; sens 90 dB SPL/W/m; nom imp 6 ohms; power handling 20-500 W/ch. Black cloth grille. Black-lacquer or oak end caps. Biwireable and provisions for spikes. 9 x 46 x 15 in \$799 ea

BP10 2-Way Speaker

Bipolar radiating design with two 6 $\frac{1}{2}$ -in mineral-filled midranges, two 1-in dome tweeters. Features aluminum voice coil; ferrofluid-cooled tweeters; Linkwitz-Riley crossover design. Black grille cloth with real-wood or black-lacquer finish. 5 year warranty. FR 20-28,000 Hz; imp 6 ohms. 9 x 42 x 11 $\frac{1}{2}$ in \$550

SPEAKERS



Definitive Technologies BP-20 & BP-10

DR7 2-Way Speaker

Features narrow-profile minimum-diffraction cabinet and computer-synthesized transmission-line tuning. One 1-in ferrofluid cooled dome tweeter and one 6 $\frac{1}{8}$ -in mineral-filled-polymer woofer. Phase-coherent Linkwitz-Riley crossover network. FR 22-28,000 Hz; sens 90 dB SPL/W/m; nom imp 6 ohms; power handling 20-200 W/ch. Black cloth grille. Black-lacquer or oak end caps. 8 $\frac{1}{2}$ x 38 x 11 in \$375/ea

DENNESEN

Dennesen Class A 3-Way Speaker

Slot-loaded bass module/electrostatics hybrid design with 10-in downward firing woofer, 6 $\frac{1}{2}$ -in midrange, and four 3-in electrostatic tweeters. Phase-corrected; time-aligned. Power handling 200 W cont; FR 25-35,000 Hz \pm 2.5 dB; sens 90 dB SPL/W/m; imp 8 ohms. Oiled walnut finish. 14 x 54 x 12 in; 80 lb \$3,500/pr
Active crossover for biamping \$375

Dennesen Class B 2-Way Speaker

Electrostatic hybrid design with 6 $\frac{1}{4}$ -in woofer/midrange and four 3-in electrostatic tweeters. Power handling 200 W cont; FR 35-20,000 Hz; sens 89 dB SPL/W/m; imp 8 ohms. Oil walnut finish. 14 x 48 x 8 in; 60 lb \$1,600/pr

Dennesen 2-Way Bookshelf Speaker

Acoustic-suspension/electrostatic hybrid design with 5-in woofer/midrange and three 3-in electrostatic tweeters. Phase-corrected; time-aligned. Power handling 100 W cont; FR 55-20,000 Hz; sens 92 dB SPL/W/m; imp 8 ohms. Oiled walnut finish. 10 x 16 x 9 in; 20 lb \$950/pr

DENON

SC-7.5 2-Way Bookshelf Speaker

Ported design with 6 $\frac{1}{2}$ -in woofer and 1 $\frac{1}{2}$ -in dome tweeter. Features magnetic shielding; Gauss-Bessel tweeter waveguide; front-facing port. FR 40-20,000 Hz; imp 8 ohms; sens 89 dB SPL/W/m. Gray-textured finish; black-knit grille. 8 x 13 $\frac{1}{4}$ x 8 $\frac{1}{4}$ in \$550/pr

SC-5.5 2-Way Bookshelf Speaker

Ported design with 5-in woofer and 2-in wide-field cone tweeter. Features magnetic shielding; rear-facing port. FR 50-20,000 Hz; imp 8 ohms; sens 88 dB SPL/W/m. Gray-textured finish; black-knit grille. 5 $\frac{1}{4}$ x 9 $\frac{3}{4}$ x 6 $\frac{1}{4}$ in . \$200/pr

DESIGN ACOUSTICS

Point Source Series

PS-10A 3-Way Speaker

Acoustic-suspension design with down-firing 10-in long-throw woofer, 5 $\frac{1}{4}$ -in midwoofer, 1-in ferrofluid-cooled soft-dome tweeter. Acoustically treated baffle; crossover points 200 Hz and 2,800 Hz; sens 91 dB SPL/W/m; FR 45-22,000 Hz; power handling 15-300 W. Oak or black-ash vinyl finish \$600/pr

PS-3 Subwoofer/Satellite System

2 satellites and one slot-loaded bass module. Satellite has $\frac{1}{4}$ -in polycarbonate-dome tweeter and 3 $\frac{1}{2}$ -in midrange. Bass module has two down-firing 6 $\frac{1}{2}$ -in woofers. Crossover points 200 and 3,000 Hz; Sens 88 dB SPL/W/m; FR 50-20,000 Hz; power handling 20-100 W. Black or white vinyl or oak-veneer finish. \$550/sys

PS-9 3-Way Speaker

Acoustic-suspension design with downfiring 8-in woofer, 5 $\frac{1}{4}$ -in midbass, $\frac{1}{4}$ -in ferrofluid-cooled soft-dome tweeter. Acoustically treated baffle; crossover points 200 and 3,000 Hz; sens 90 dB SPL/W/m; power handling 15-250 W. Oak or black-ash vinyl finish \$500/pr

PS-8C 2-Way Speaker

Acoustic-suspension design with 8-in woofer, 1-in ferrofluid-cooled soft-dome tweeter. Acoustically treated baffle; crossover point 2,800 Hz; sens 90 dB SPL/W/m; FR 50-20,000 Hz; power handling 15-200 W. Oak or black-ash vinyl finish \$380/pr

PS-6A 2-Way Speaker

Acoustic-suspension design with 6 $\frac{1}{2}$ -in woofer and $\frac{1}{4}$ -in ferrofluid-cooled soft-dome tweeter. Magnetically shielded. Acoustically treated baffle; crossover point 3,000 Hz; sens 88 dB SPL/W/m; FR 55-20,000 Hz; power handling 10-100 W. Oak or black-ash vinyl finish . . . \$280/pr

PS-55 2-Way Speaker

Bass-reflex design with 5 $\frac{1}{4}$ -in woofer and $\frac{1}{4}$ -in ferrofluid-cooled soft-dome tweeter. Tuned rear port; crossover point 4,000 Hz; sens 88 dB SPL/W/m; FR 65-20,000 Hz; power handling 10-75 W. Oak or black-ash vinyl finish. . . . \$220/pr
PS-CV 2-Way. Magnetically shielded for center-channel application \$110 ea

DA-360 2-Way Outdoor Speaker

Housed in ABS enclosure with 6-in woofer and 1 $\frac{1}{2}$ -in piezo tweeter. Power handling 5-30 W; FR 90-18,000 Hz; sens 84 dB \$90 ea

DESKTOP

DLS-3X Small Satellite/Subwoofer System

4-piece system consisting of 2 DM-3x satellites with 3 $\frac{1}{4}$ -in cone woofer, $\frac{1}{4}$ -in titanium tweeter and 2 subwoofer modules with four 7-in drivers and four 8-in passive radiators. Power handling 20-200 W; FR 18-35,000 Hz \pm 3 dB; sens 87.5 dB SPL/W/m; imp 4 ohms. Black or walnut finish \$2,399/sys

DLS-2X Small Satellite/Subwoofer System

4-piece system consisting of 2 DM-2X satellites with 3 $\frac{1}{4}$ -in cone woofers, $\frac{1}{4}$ -in titanium tweeters and 2 subwoofer modules with two 7-in passive radiators and one 6 $\frac{1}{2}$ -in driver per module. Power handling 20-150 W/ch; FR 36-21,000 Hz \pm 3 dB; sens 89 dB SPL/W/m; imp 4 ohms. Black or walnut finish. Satellites: 7 x 4 x 3 in; sub: 10 x 12 x 18 in; 44 lb \$1,299/sys

DLS-2B Small Satellite/Subwoofer System

4-piece system consisting of 2 DM-1 satellites with 3 $\frac{1}{4}$ -in cone woofer, $\frac{1}{8}$ -in dome tweeter and 2 BMW-2 subwoofer modules with 6 $\frac{1}{2}$ -in cone driver and two 8-in passive radiators apiece. Power handling 20-250 W; FR 39-19,000 Hz \pm 3 dB; sens 87 dB SPL/W/m; imp 4.6 ohms. Black or walnut finish. Satellites: 7 $\frac{1}{2}$ x 4 $\frac{1}{2}$ x 3 $\frac{1}{2}$ in; sub: 10 x 12 $\frac{1}{2}$ x 8 $\frac{1}{2}$ in; 38 lb \$899/sys

DLS-1X Small Satellite/Subwoofer System

4-piece system. 2 DM-1 satellites with 3 $\frac{1}{4}$ -in cone woofers, $\frac{1}{8}$ -in dome tweeter and 2 BMW-1 subwoofers with two 6 $\frac{1}{2}$ -in cone drivers apiece. Power handling 20-175 W; FR 47-18,000 Hz \pm 3 dB; sens 86 dB SPL/W/m; imp 4.6 ohms. Rose gold finish. Satellites: 7 $\frac{1}{2}$ x 4 x 3 in; sub: 5 $\frac{1}{2}$ x 16 x 8 in; 29 lb ea \$799/sys

DLS-1B Small Satellite/Subwoofer System

3-piece system. 2 DM-1 satellites with 3 $\frac{1}{4}$ -in cone woofer, $\frac{1}{8}$ -in dome tweeter and 1 BMW-1 subwoofer with two 6 $\frac{1}{2}$ -in cone drivers. Power handling 20-175 W; FR 47-18,000 Hz \pm 3 dB; sens 86 dB SPL/W/m; imp 4.6 ohms. Walnut, golden oak, or black finish. Satellites: 7 $\frac{1}{2}$ x 4 $\frac{1}{2}$ x 3 $\frac{1}{2}$ in; sub: 5 $\frac{1}{2}$ x 16 x 8 in; 28 lb \$649/sys

BMW-2X Small Subwoofer

6 $\frac{1}{2}$ -in cone driver, two 8-in passive radiators. Power handling 20-150 W; FR 34-175 Hz \pm 3 dB; sens 88 dB SPL/W/m; imp 5 ohms. Black finish. 9 x 9 x 9 in; 10 lb \$525/pr

DM-1 Intimate 2-Way Bookshelf Speaker

3 $\frac{1}{4}$ -in cone woofer, $\frac{1}{8}$ -in dome tweeter. Power handling 20-125 W; FR 175-18,000 Hz \pm 3 dB; sens 85 dB SPL/W/m; imp 8 ohms. Walnut, golden oak, or black finish. 4 $\frac{1}{2}$ x 7 $\frac{1}{2}$ x 3 $\frac{1}{2}$ in; 4.5 lb \$300/pr

DYNACO

A50 3-Way Speaker

Magnetically shielded tuned-port design with 10-in woofer, 4-in midrange, and 2 $\frac{1}{2}$ -in ferrofluid cooled tweeter. Features 1 $\frac{1}{4}$ -in-thick composite baffle board. Power handling 250 W max; FR 32-20,000 Hz \pm 3 dB; sens 94 dB SPL/W/m; imp 8 ohms; crossover points 3,200 and 8,300 Hz. Black oak, medium oak, or vinyl finish; black, gray and brown grille. Five-year limited warranty. 12 x 43 x 12 in; 50 lb . \$300 ea

FL-650 2-Way In-Wall Speaker

6 $\frac{1}{2}$ -in polypropylene woofer with foam-edge surround and 1-in soft-dome tweeter. Features waterproof diaphragms. Power handling 100 W; FR 58-20,000 Hz; sens 91 dB SPL/W/m; nom imp 8 ohms; crossover point 2,500 Hz. Flush-mounting hardware included. Optional RIB-2 bracket for use in new construction. Matte-white grilles and trim \$300/pr

A40 3-Way Speaker

Magnetically shielded tuned-port design with 10-in woofer, 4-in midrange, and 2 $\frac{1}{2}$ -in ferrofluid cooled tweeter. Features 1 $\frac{1}{4}$ -in-thick composite baffle board. Power handling 200 W max; FR 42-20,000 Hz \pm 3 dB; sens 93 dB SPL/W/m; imp 8 ohms; crossover points 3,200 and 8,300 Hz. Black oak, medium oak, or vinyl finish; black, gray, and brown grille. 5-year limited warranty. 12 x 33 x 12 in; 40 lb . \$250 ea

FL-525 2-Way In-Wall Speaker

5 $\frac{1}{4}$ -in propylene woofer and 1-in soft-dome tweeter with high-pass filter. Features waterproof diaphragms. Power handling 70 W; FR 68-20,000 Hz; sens 90 dB SPL/W/m; nom imp 5 ohms; crossover point 3,000 Hz. Flush-mount-

SPEAKERS

ing hardware included. Optional RIB-1 bracket for use in new construction. Matte-white grilles and trim \$250/pr

Amazing Bass Subwoofer

Magnetically shielded tuned-port design with 8-in dual-voice-coil subwoofer. Power handling 100 W max; FR 20-150,000 Hz ± 3 dB; sens 90 dB SPL/W/m; imp 8 ohms; crossover point 150 Hz. Black-matte finish. Five-year limited warranty. 13 x 16 $\frac{1}{2}$ x 8 $\frac{1}{4}$ in; 15 lb \$150 ea

A35 2-Way Bookshelf Speaker

Magnetically shielded tuned-port design with 8-in woofer and 2 $\frac{1}{2}$ -in ferrofluid-cooled tweeter. Power handling 150 W max; FR 50-20,000 Hz ± 3 dB; sens 92 dB SPL/W/m; imp 8 ohms; crossover point 3,200 Hz. Black oak, medium oak, or vinyl finish; black, gray, and brown grille. 5-year limited warranty. 11 x 20 x 9 $\frac{1}{2}$ in; 30 lb \$150 ea

A25 2-Way Bookshelf Speaker

Magnetically shielded tuned-port design with 6 $\frac{1}{2}$ -in woofer and 2 $\frac{1}{2}$ -in ferrofluid-cooled tweeter. Power handling 125 W max; FR 68-20,000 Hz ± 3 dB; sens 91 dB SPL/W/m; imp 8 ohms; crossover point 6,300 Hz. Black oak, medium oak, or vinyl finish; black, gray, and brown grille. Five-year limited warranty. 9 x 16 $\frac{1}{2}$ x 9 $\frac{1}{2}$ in; 20 lb \$120 ea

A15 2-Way Bookshelf Speaker

Magnetically shielded tuned-port design with 5 $\frac{1}{4}$ -in woofer and 2 $\frac{1}{2}$ -in ferrofluid-cooled tweeter. Power handling 90 W max; FR 80-20,000 Hz ± 3 dB; sens 90 dB SPL/W/m; imp 8 ohms; crossover point 6,300 Hz. Black oak, medium oak, or vinyl finish; black, gray and brown grille. 5-year limited warranty. 7 $\frac{1}{4}$ x 13 x 8 $\frac{1}{4}$ in; 10 lb \$90 ea

A10 2-Way Bookshelf Speaker

Magnetically shielded tuned-port design with 4-in woofer and 2 $\frac{1}{2}$ -in ferrofluid-cooled tweeter. Power handling 75 W max; FR 100-20,000 Hz ± 3 dB; sens 89 dB SPL/W/m; imp 8 ohms; crossover point 6,300 Hz. Black oak, medium oak, or vinyl finish; black, gray and brown grille. 5-year limited warranty. 5 x 9 x 5 in; 7 lb \$75 ea

DYNAUDIO

Consequence 5-Way Speaker

Compound design with two 11-in woofers, two 2-in dome and one 6 $\frac{1}{2}$ -in cone midrange drivers, and 1-in & 3/4-in dome tweeters. Features crossover network with 1st-order filters; polypropylene pulse capacitors; sealed coils; electronic phase correction; imp linearization; aluminum-wire voice coils damped by ferrofluid. FR 25-33,000 ± 3 dB; sens 85 dB SPL/W/m; imp 4 ohms; crossover points 120, 1,800, 5,000, and 12,000 Hz. Rosewood finish; black-knit grille. 16 x 49 x 24 in; 186 lb \$21,000/pr

Crafft 2-Way Speaker

Bass-reflex design with 6 $\frac{1}{2}$ -in woofer and 1-in dome tweeter. Features midrange and tweeter level controls. Imp 4 ohms. Nextel gray finish. 9 x 16 x 11 in; 22 lb \$4,900/pr

Facette 2-Way Speaker

Passive radiator design with 6 $\frac{1}{2}$ -in woofer and 1-in dome tweeter. Features large internal damping chamber; integrated phase and impedance-correction circuit; printed circuit board, components and materials. Power handling 50 W min; imp 4 ohms. Rosewood finish; black knit grille. 14 x 40 x 10 in; 44 lb \$4,800/pr

Special One 2-Way Speaker

Aperiodic design with 6 $\frac{1}{2}$ -in woofer and 1-in dome tweeter. Features Esotar 330D high-frequency transducer; special magnetic fluid; large-coil and polypropylene capacitors. Power handling 50 W min; imp 4 ohms; crossover slope 6 dB/oct. Rosewood finish; black knit grille. 9 x 16 x 11 in; 22 lb \$2,500/pr

Contour Series

Features two interlocking subcabinets with elastic damping material in between, linearized impedance response, phase-correction circuitry, and a 6-dB/oct crossover slope.

Contour IV 3-Way Speaker

Passive radiator design with 8-in woofer, 2-in dome midrange, and 1-in dome tweeter. Imp 4 ohms. Rosewood finish; black-knit grille. 11 x 52 x 15 in; 113 lb \$10,800/pr

Contour II MK 11 3-Way Speaker

Aperiodic design with two 6 $\frac{1}{2}$ -in woofer, 2-in dome midrange, and 1-in dome tweeter. Imp 4 ohms. Rosewood finish; black-knit grille. 9 x 39 x 11 in; 44 lb \$4,100/pr

Contour I MK II 2-Way Speaker

Aperiodic design with 6 $\frac{1}{2}$ -in woofer and 1-in dome tweeter. Imp 4 ohms. Rosewood finish; black-knit grille. 9 x 14 x 11 in; 17 lb. \$1,800/pr

Audience Series

Features magnesium-silicate polymer diaphragms. Available in black-vinyl finish with a red or black front plate.

Audience 20 2-Way Speaker

Acoustic-suspension design with two 8-in woofers and 1-in dome tweeter. Imp 4 ohms. Black knit grille. 9 x 33 x 12 in \$1,500/pr

Audience 10 2-Way Speaker

Bass-reflex design with 8-in woofer and 1-in tweeter. Imp 4 ohms. Black knit grille. 9 x 13 x 12 in \$860/pr

Accessories

Floor Stands. For Contour I MK II \$385
Grille Covers. For Contour II MK II \$185
For Contour I MK II \$130

ELECTRO-VOICE

All Electro-Voice speakers carry a five-year parts and labor warranty.

Sentry 100EL 2-Way Powered Speaker

Vented design with 50-W power amp, 8-in direct-radiated woofer, and dome tweeter. Features fourth-order Butterworth tuning; 12-dB/oct passive crossover; XLR-type connector and 1/4-in phone jack; level and bass controls; replaceable AC power fuse. FR 45-18,000 Hz ± 3 dB; sens 108 dB SPL/W/m; crossover frequency 2,000 Hz. Optional mounting bracket. Scratch-resistant, matte-black vinyl finish. steel-reinforced gray-cloth grille. 12 x 17 $\frac{1}{4}$ x 11 $\frac{1}{2}$ in; 33 lb \$692

Sentry 500 2-Way Speaker

Vented design with 12-in direct-radiated woofer and dome tweeter. Features fourth-order Butterworth tuning; high-frequency lens; 12-dB/oct passive crossover; biampification. Four-position treble control. Power handling 100 W cont avg; FR 40-18,000 Hz ± 3 dB; sens 96 dB SPL/W/m; crossover frequency 1,500 Hz. Optional low-frequency step-down kit and mounting bracket. Scratch-resistant, matte-black vinyl finish. 27 x 23 $\frac{3}{4}$ x 13 in; 70 lb \$659

Sentry 505 2-Way Speaker

Vented design with 12-in woofer and dome tweeter. Features high-frequency lens; 12-dB/oct passive crossover. Power handling 100 W cont avg; FR 40-18,000 Hz ± 3 dB; sens 96 dB SPL/W/m; crossover frequency 1,500 Hz. Mounting brackets included. Optional low-frequency step-down kit. Scratch-resistant, matte-black vinyl finish. 60 lb \$659

S-40T 2-Way Speaker

Vented design with 5 $\frac{1}{4}$ -in polypropylene woofer and 1-in ferrofluid cooled soft-dome tweeter. Features 30-W line transformer; protection circuit; flexible tinsel-lead wiring. Power handling 30 W cont avg; FR 85-20,000 Hz ± 3 dB; sens 84 dB SPL/W/m; crossover points 3,500 Hz. Optional mounting bracket. Available in black or white. 7 x 9 $\frac{1}{4}$ x 6 $\frac{1}{2}$ in; 7.2 lb ea \$355

Sentry 100A 2-Way Speaker

Vented design with 8-in direct-radiated woofer and dome tweeter. Features fourth-order Butterworth tuning; 12-dB/oct passive crossover; treble control. Power handling 30 W cont avg; FR 45-18,000 Hz ± 3 dB; sens 91 SPL/W/m; imp 6 ohms; crossover point 2,000 Hz. Optional mounting bracket. Scratch-resistant, matte-black vinyl finish; steel-reinforced gray-cloth grille. 12 x 17 $\frac{1}{4}$ x 11 $\frac{1}{2}$ in; 28 lb \$334

S-40 2-Way Speaker

Vented design with 5 $\frac{1}{4}$ -in polypropylene woofer and 1-in ferrofluid-cooled soft-dome tweeter. Features protection circuit; flexible tinsel-lead wiring. Power handling 160 W cont avg; FR 85-20,000 Hz ± 3 dB; sens 85 dB SPL/W/m; imp 4 ohms; crossover point 3,500 Hz. Optional mounting brackets. Available in black or white. 7 x 9 $\frac{1}{4}$ x 5 $\frac{1}{2}$ in; 5.7 lb ea \$280

Mounting Brackets

WB23. For Sentry 500 \$36
SRB-7. For Sentry 100A and 100EL \$33
S-40MB. For S-40 and S-40T; black or white \$27

EMINENT TECHNOLOGY

LFT-VI Planar Doublet Speaker

Single-diaphragm Linear Field Transducer. Diaphragm remains within constant magnetic-flux field over entire displacement range. Features push-pull operation; soft-foil/mylar diaphragm with thin traces and narrow gaps. 410-in diaphragm area; peak-to-peak displacement 0.3-in. FR 38-20,000 Hz ± 4 dB; power range 100-250 W; sens 83 dB SPL/W/m; imp 6 ohms. 18 x 78 x 2 in; 75 lb ea \$2,900/pr

LFT-VIII Planar Doublet Speaker

Single-diaphragm Linear Field Transducer combined with 8-in woofer. Magnetic field remains constant as diaphragm moves between magnets. Features rigid steel frame; low-mass foil/mylar diaphragm. Max power handling 200 W; FR 180-10,000 Hz; sens 84 dB SPL/W/m; imp 8 ohms \$1,500/pr

ENERGY

22 Series

Veritas 3-Way Speaker

Multichamber vented design with two time-aligned 8-in quadcentric subwoofers in separate chambers, two 6 $\frac{1}{2}$ -in midbass drivers, and 3/4-in dual-hyperdome tweeter. Biampable. Power handling 300 W cont avg; FR 30-23,000 Hz; sens 85 dB SPL/W/m; imp 6 ohms. Contemporary dark-gray gloss finish; black cloth grille. 15 x 60 x 15 in; 156 lb ea \$6,000/pr

SPEAKERS

Model 22.3 3-Way Speaker

Front-vented design with spherex-front baffle supporting two 6½-in woofers and one ¼-in dual-hyperdome tweeter. Biampable; adjustable spiked feet included. Power handling 150 W cont avg; FR 30-23,000 Hz; sens 87 dB SPL/W/m; imp 6 ohms. Walnut or black-ash-veneer finish; black cloth grille. 10 x 40 x 16 in; 67 lb ea. \$2,000/pr

Model 22.2 2-Way Speaker

Bass-reflex design with spherex front baffle, 7-in quadcentric woofer, ¼-in dual-hyperdome tweeter. Biampable; power handling 125 W cont avg; FR 32-23,000 Hz; sens 86 dB SPL/W/m; imp 6 ohms. Spike metal stand included. Walnut or black-ash-veneer finish; black cloth grille. 10 x 27 x 12 in; 45 lb ea. \$1,400/pr

Model 22.1 2-Way Bookshelf Speaker

Front-vented design with spherex front baffle, 6½-in quadcentric woofer, ¼-in dual-hyperdome tweeter. Biampable; power handling 110 W cont avg; FR 40-23,000 Hz; sens 85 dB SPL/W/m; imp 6 ohms. Walnut or black-ash-veneer finish; black cloth grille. 10 x 16 x 12 in; 27 lb ea. \$1,000/pr
SST-21. 21-in metal stand for above ... \$120/pr

E-Series

All speakers except Model .1e feature a baffle made of spherex, a nonresonant material.

Model 5.1e 3-Way Speaker

Front-vented design featuring two 7-in quadcentric and one 1-in tweeter. Power handling 150 W cont avg; FR 35-20,000 Hz \pm 3 dB; sens 89 dB SPL/W/m; imp 6 ohms. Adjustable spiked feet included. Walnut or black-ash finish. 10 x 33 x 16 in \$1,000/pr

Model 4.1e 2-Way Speaker

Front-vented design featuring 7-in quadcentric woofer and 1-in tweeter. Power handling 100 W cont avg; FR 35-20,000 \pm 3 dB; sens 87 dB SPL/W/m; imp 6 ohms. Walnut or black-ash finish. 10 x 24 x 12 in \$750/pr
SST-13. 13-in metal stand for above ... \$120/pr

Model 3.1e 2-Way Bookshelf Speaker

Front-vented design featuring 8-in quadcentric woofer and ¼-in tweeter. Power handling 100 W cont avg; FR 40-20,000 Hz \pm 3 dB; sens 87 dB SPL/W/m; imp 6 ohms. Walnut or black-ash finish. 10 x 19 x 10 in \$450/pr
SST-21. 21-in metal stand for above ... \$120/pr

2-Way Satellite Speaker

For use with surround-sound systems. Magnetically shielded, acoustic suspension design featuring 4½-in spherex cone woofer and ¼-in cloth dome tweeter. Sculpted spherex baffle. Power handling 125 W rms; FR 140-22,000 Hz \pm 3 dB; sens 84 dB SPL/W/m; crossover point 2,500 Hz; nom imp 6 ohms; min imp 4 ohms. 5 x 8 x 5 in; 5 lb ea \$349/pr
API SST-25. 25-in metal stand for above \$130/pr
API Wall Mount Bracket \$40/pr

Energy Subwoofers

For use with surround-sound systems. Magnetically shielded, sixth-order band-pass vented enclosure with 6½-in woofer. Power handling 125 W rms; FR 40-140 Hz \pm 3 dB; sens 84 dB SPL/W/m; crossover point 140 Hz; min imp 4 ohms. Black-ash vinyl veneer, black cloth grille. 8 x 12 x 14 in; 18 lb ea. \$349/pr

Model 2.1e 2-Way Bookshelf Speaker

Front-vented design featuring 6½-in quadcentric woofer and ¼-in tweeter. Power handling

80 W cont avg; FR 45-20,000 Hz \pm 3 dB; sens 86 dB SPL/W/m; imp 6 ohms. Walnut or black-ash finish. 10 x 16 x 10 in \$300/pr
SST-25. 25-in metal stand for above ... \$130/pr

Model .1e 2-Way Bookshelf Speaker

5¼-in woofer and ¼-in tweeter. Power handling 75 W cont avg; FR 55-20,000 Hz \pm 3 dB; sens 86 dB SPL/W/m; imp 6 ohms. Walnut or black finish. 8 x 13 x 8 in \$200/pr
SST-25. 25-in metal stand for above ... \$130/pr

Energy Center Channel

For use with surround-sound. Magnetically shielded, dual-vented design with two 4½-in woofers and one ½-in polycarbonate flared-dome tweeter, mounted in sloped baffle. Power handling 100 W rms; FR 60-22,000 Hz \pm 3 dB; sens 86 dB SPL/W/m; crossover point 2,500 Hz; min imp 8 ohms. Black-ash vinyl veneer; black cloth grille. 6 x 20 x 8 in; 15 lb ea. \$169/ea

EPI

The following speakers carry a 5-year warranty.

Model 150 Series 2 3-Way Speaker

10-in woofer. Power handling 120 W cont avg; imp 8 ohms; sens 91.5 dB SPL/W/m. Wood-trimmed base and pewter grille. 38-in high, 16½-in wide \$499/pr

Model 120 Series 3 3-Way Speaker

8-in woofer, dome tweeter. Power handling 120 W cont avg; imp 8 ohms; sens 90.5 dB SPL/W/m. Charcoal grille with dark slate-textured enclosure. 31-in high, 11-in wide \$379/pr

Model 110 Series 2 2-Way In-Wall Speaker

6½-in midbass driver. Power handling 60 W cont avg; imp 8 ohms; sens 90 dB SPL/W/m. Neutral gray grille with optional off-white or rose-colored wrap \$280/pr

Model 100 Series 3 3-Way Bookshelf Speaker

8-in midbass, dome tweeter. Power handling 80 W cont avg; imp 8 ohms; sens 90 dB SPL/W/m. Neutral gray grille with slate-textured enclosure. 20-in high, 12-in wide \$300/pr

Model 70 Series 3 2-Way Speaker

Features 6.5-in midbass driver. Power handling 60 W cont avg; imp 8 ohms; sens 90 dB SPL/W/m. Charcoal grille with dark slate-textured enclosure. 15-in high, 10-in wide \$200/pr

EPIK MONITOR SYSTEMS

Epik Coherent Subwoofer/Satellite System

Satellites feature two 6½-in cast-frame midbass drivers; band-pass of 100-25,000 Hz; Edison amp connectors at base of stand; Kevlar sandwich diaphragms; tweeter with ceramic diaphragm. Subwoofer: transmission-line loading; two 10-in Kevlar cast-frame woofers; 300 watt amplifiers. Satellite: 15 x 52 x 13 in; 230 pounds each. Subwoofer: 20 in x 3 ft. x 3 ft. 35 pounds. System with one stereo subwoofer. \$8,500/sys
System with two mono subwoofers \$11,500/sys

Epik Monitor Jr. 2-Way Bookshelf Speaker

Transmission-line two-way system with constrained layer enclosure. Cast frame, Kevlar sandwich midbass, low-distortion nonresonant tweeter. FR 35-21,000 Hz. 14 x 45 x 14 in. 105 lb \$1,750/pr

Epik Micro Monitor 2-Way Speaker

Aperiodic-loading polypropylene diaphragm for phase-coherent response. Ash or oak fin-

ish \$750/pr
Walnut finish \$895/pr

EPOS BY MUSIC HALL

ES 14 2-Way Speaker

8-in woofer and aluminum tweeter. No crossover, natural rolloff from woofer at 2,000 Hz. Black-ash or walnut-veneer finish; grille. 8 x 19½ x 11½ in \$1,295/pr
Matching stands \$250/pr

ES 11 2-Way Speaker

6¼-in polypropylene cone woofer and aluminum-dome tweeter. Power handling 25-75 W into 8 ohms; FR 60-20,000 Hz; sens 87 dB SPL/W/m; nom imp 8 ohms. Speaker cover; black-ash or walnut-veneer finish. 8 x 15 x 10 in, 17.6 lb \$850
Matching stands \$200/pr

ESS

AMT Series

AMT-Monitor 2-Way Speaker

12-in-cone passive radiator, 12-in cone woofer, Heil air-motion transformer tweeter with mylar diaphragm. Power handling 35-400 W cont avg; FR 28-23,000 Hz \pm 3 dB; sens 91 dB SPL/W/m; imp 6 ohms. Oiled walnut or black walnut finish. 18½ x 41 x 12 in; 82 lb \$1,298/pr

AMT 1D 2-Way Speaker

12-in polypropylene woofer, 12-in passive radiator, Heil air-motion transformer tweeter with mylar diaphragm; brilliance controls; max power handling 400 watts; FR 28-23,000 Hz \pm 3 dB; crossover 800 Hz; imp 6 ohms; sens 91 dB SPL/W/m. Oiled-walnut finish; black-brown grille. 16½ x 35¼ x 16¼ in \$1,198/pr

Performance Series

PS-1222 3-Way Speaker

12-in woofer, 4-in midrange with hi-temp voice coil, rear-mounted passive radiator, and Heil air-motion transformer tweeter. Power handling 10-200 W cont avg; frequency response 28-23,000 Hz \pm 1 dB; sensitivity 93 dB SPL/W/m; impedance 6 ohms. High-gloss black finish. 14 x 33 x 14 in; 66 lb/ea \$718/pr

PS-1220 3-Way Speaker

Passive-radiator design with 12-in woofer, 4-in midrange with hi-temp voice coil, Heil air-motion transformer tweeter. Power handling 10-200 W cont avg; FR 28-23,000 Hz \pm 1 dB; sens 93 dB SPL/W/m; imp 6 ohms. Walnut-veneer finish. 12 x 34 x 14¼ in; 65 lb. \$598/pr

PS-1022 2-Way Speaker

10-in woofer, rear-mounted 10-in passive radiator, and Heil air-motion transformer tweeter-midrange. Power handling 10-150 W cont avg; FR 32-23,000 Hz \pm 1 dB; sensitivity 92 dB SPL/W/m; imp 6 ohms. High gloss black finish. 13 x 25 x 13 in; 45 lb ea \$598/pr

PS-1020 2-Way Speaker

Passive-radiator design with 10-in woofer, Heil air-motion transformer tweeter-midrange. Power handling 10-150 W cont avg; FR 32-23,000 Hz \pm 1 dB; sens 92 dB SPL/W/m; imp 6 ohms. Walnut-veneer finish. 14 x 25 x 13 in; 44 lb \$498/pr

PS-922 2-Way Bookshelf Speaker

8-in woofer, rear-mounted 8-in passive radiator, and Heil air-motion transformer tweeter-midrange. Power handling 5-125 W cont avg; FR

SPEAKERS

38-23,000 Hz \pm 1 dB; sens 91 SPL/W/m; imp 6 ohms. High-gloss black finish. 11½ x 22 x 11½ in; 38 lb ea \$498/pr

PS-920 2-Way Bookshelf Speaker

Passive-radiator design with 8-in woofer, Heil air-motion transformer tweeter-midrange. Power handling 5-125 W cont avg; FR 38-23,000 Hz \pm 1 dB; sens 91 dB SPL/W/m; imp 6 ohm. Walnut-veneer finish. 11½ x 22 x 11 in; 37 lb \$438/pr

PS-822 2-Way Bookshelf Speaker

6-in woofer, rear-mounted 8-in passive radiator, and Heil air-motion transformer tweeter-midrange. Power handling 5-100 W cont avg; FR 42-23,000 Hz \pm 1 dB; sens 89 dB SPL/W/m; imp 6 ohms. High-gloss black finish. 9½ x 17½ x 9½ in; 27 lb ea \$398/pr

PS-820 2-Way Bookshelf Speaker

Passive-radiator design with 6-in woofer, Heil air-motion transformer tweeter-midrange. Power handling 5-100 W cont avg; sens 89 dB SPL/W/m; imp 6 ohm. Walnut-veneer finish. 9½ x 17½ x 9½ in; 27 lb \$358/pr

PS-722 2-Way Bookshelf Speaker

Bookshelf design features 6-in woofer with rear-mounted tuned port and 1¼-in soft-dome tweeter. Power handling 5-100 W cont avg; FR 45-20,000 Hz \pm 4 dB; sens 89 dB SPL/W/m; imp 8 ohms. High-gloss black finish. 8½ x 14 x 9 in; 28 lb/pr \$258/pr

PS-622 2-Way Bookshelf Speaker

5¼-in woofer, rear-mounted 5-in passive radiator, and 1¼-in soft-dome tweeter. Power handling 10-60 W cont avg; FR 60-20,000 Hz; sens 87 dB SPL/W/m; imp 8 ohms. High-gloss black finish. 7½ x 12 x 7 in; 19 lb/pr \$199/pr

Mini Monitor 620 2-Way Bookshelf Speaker

5¼-in long-excursion woofer; 1¼-in dome tweeter; 5-in passive radiator. Power handling 10-60 W continuous average; frequency response 60-20,000 Hz \pm 4 dB; sensitivity 87 dB SPL/W/m; impedance 8 ohms. Oiled walnut-veneer finish. 7 x 12 x 7½ in; 16½ lb/pr \$160/pr

EUROSTAT

Mondrian 3-Way Speaker

Features matched crossover components and 1st-order, phase-correct, line-source array; QB3 bass alignment with separate laminar venting. Power handling: 500 W (nonclipping), 180 W DIN (sine wave), 1,200 W at 10 ms at 127 dB; FR 38-22,000 Hz; sens 88 dB W/m. 2.83 V; imp linear 6.8, conjugate load matched; distortion <0.5%. 13 x 26 x 14 in; 52 lb \$3,600/pr

FISHER

STV-930 3-Way Speaker

Bass-reflex design with 12-in polypropylene woofer, 5-in polypropylene midrange, and 1-in ferrofluid-dome tweeter. Features auto-reset circuit breaker; low-diffraction curved cabinet design with offset grille. Max power handling 120 W cont; FR 40-20,000 Hz; sens 88 dB W/m; imp 8 ohms. 33 lb ea \$300 ea

STV-920 3-Way Speaker

Bass-reflex design with 10-in polypropylene woofer, 4-in polypropylene midrange, and 1-in ferrofluid-dome tweeter. Features auto-reset circuit breaker; low-diffraction curved cabinet design with offset grille. Max power handling 100 W rms; FR 40-20,000 Hz; sens 88 dB W/m; imp 8 ohms. 25 lb ea \$250 ea

STV-910 2-Way Speaker

Bass-reflex design with 8-in polypropylene woofer and ferrofluid-dome tweeter. Features auto-reset circuit breaker; low-diffraction curved cabinet design with offset grille. Max power handling 50 W cont; FR 50-20,000 Hz; sens 88 dB W/m; imp 8 ohms. 15 lb ea \$200 ea

ST-415 3-Way Speaker

Bass-reflex design with 15-in woofer, 4-in ferrofluid midrange, and 3-in ferrofluid tweeter. Features auto-reset circuit breaker; offset grille. Max power handling 120 W rms; frequency response 40-20,000 Hz; sensitivity 92 dB W/m; impedance 8 ohms. 39 lb ea \$200 ea

ST-412 3-Way Speaker

Bass-reflex design with 12-in high woofer, 4-in ferrofluid midrange, and 3-in ferrofluid tweeter. Features auto-reset circuit breaker. Max power handling 100 W rms; FR 45-20,000 Hz; sens 90 dB W/m; imp 8 ohms. 27 lb ea \$150 ea

ST-410 3-Way Speaker

Bass-reflex design with 10-in woofer, 4-in midrange, and 3-in tweeter. Features auto-reset circuit breaker. Max power handling 60 W rms; FR 45-20,000 Hz; sens 90 dB W/m; imp 8 ohms. 21 lb ea \$100 ea

FMS

FMS Studio-2 2-Way Speaker

Aperiodic design with 8-in polymer-cone woofer and 1¼-in dome tweeter. FR 42-22,000 Hz \pm 2 dB; sens 89 dB SPL/W/m; power handling 30-150 W; crossover point 1,800 Hz; imp 5 ohms nominal. Optional finish. 12 x 25 x 13½ in; 70 lb \$4,900/pr

FOCAL BY ORCA DESIGN & MANUFACTURING

KIT 633 3-Way Speaker

Bass-reflex 2-tube vented design with 10-in woofer, 5¼-in midrange, and 1-in Kevlar concave-dome tweeter. Minimum power handling 50 W/ch; frequency response 38-19,000 Hz; SPL 93.5 dB W/m; impedance 10 ohms nominal; crossover points 450, 3,800 Hz. Black or oak finish with black grille \$1,398/pr

KIT 433 3-Way Speaker

Bass-reflex tube-vented design with 8-in woofer, 5¼-in Neoflex midrange, and 1-in Kevlar concave-dome tweeter. Min power handling 40 W/ch; FR 40-19,000 Hz; SPL 90 dB W/m; imp 8 ohms nom; crossover points 500, 3,800 Hz. Black or oak finish with black grille ... \$994/pr

KIT 533 3-Way Speaker

Bass-reflex tube-vented design with 10-in Neoflex woofer; 5¼-in Neoflex midrange, and 1-in Kevlar concave-dome tweeter. Min power handling 40 W/ch; FR 42-19,000 Hz; SPL 92.5 dB W/m; imp 8 ohms nom; crossover points 450, 3,800 Hz. Black or oak finish with black-knit grille \$944/pr

KIT 233 2-Way Speaker

Bass-reflex tube-vented design with 8-in dual-voice-coil woofer and 1-in Kevlar concave-dome tweeter. Min power handling 30 Hz; FR 48-19,000 Hz; SPL 93 dB W/m; imp 4 ohms nom; crossover points 300, 3,500 Hz. Black or oak finish with black-knit grille \$617/pr

KIT 333 2-Way Speaker

Bass-reflex tube-vented design with 7-in dual-voice-coil woofer and 1-in Kevlar concave-dome tweeter. Min power handling 40 W/ch; FR

44-19,000 Hz; SPL 91 dB W/m; imp 4 ohms nom; crossover points 300, 3,800 Hz. Black or oak finish with black-knit grille \$603/pr

KIT 133 2-Way Speaker

Bass-reflex vented design with 7-in dual-voice-coil woofer and 1-in Kevlar concave-dome tweeter. Min power handling 40 Hz; FR 52-19,000 Hz; SPL 91 dB W/m; imp 4 ohms nom; crossover points 300, 3,800 Hz. Black or oak finish with black-knit grille \$495/pr

KIT 033 2-Way Speaker

Bass-reflex vented design with 5¼-in dual-voice-coil woofer and 1-in Kevlar concave-dome tweeter. Min power handling 30 Hz; FR 60-19,000 Hz; SPL 89 dB W/m; imp 4 ohms nom; crossover points 300, 4,000 Hz. Black or oak finish with black-knit grille \$399/pr

FOCUS

High-Definition Tower 2-Way Speaker

Staggered-transmission-line design with 1¼-in inverted-Kevlar-dome tweeter with 3-lb magnet; two 8-in woofers. Features phase-aligned drivers; lead-lined cabinet made of 14-layer epoxy-pulp; internal bracing; rounded baffle; subenclosure for tweeter; solid-oak base, tops, side rails. 1st-order crossover at 1,000 Hz. Frequency response 35-20,000 \pm 2 dB; group delay better than \pm 0.2 μ s; nominal impedance 4 ohms, minimum impedance 3.2 ohms; sensitivity 92 dB SPL/W/m; power handling 30-200 W 14 x 64 x 16½ in; 115 lb \$2,950/pr

High-Definition 2-Way Speaker

8-in woofer, 1¼-in tweeter. Features cabinets made of 14-layers of epoxy pulp; internal bracing; solid-oak end pieces; phase-aligned drivers in separate sub-enclosures to improve imaging. FR 32-20,000 Hz \pm 2 dB; sens 89 dB SPL/W/m; imp 8 ohms; power handling 30-200 W cont avg. 12 x 47 x 12 in \$1,450/pr

Model .7 High-Definition 2-Way Speaker

Contoured-port design with 8-in woofer and 1-in dome tweeter. Features computer-matched time-alignment; epoxy pulp; internally braced cabinet. FR 37-19,000 Hz \pm 2 dB; nominal imp 8 ohms; power handling 30-150 W cont avg; sens 90 dB SPL/W/m. 12 x 28 x 12 in; 37 lb ... \$880/pr Matching stands \$195/pr

Model .5 High-Definition 2-Way Speaker

Bookshelf design with 8-in woofer, 1-in dome tweeter in epoxy pulp cabinet. FR 45-20,000 Hz \pm 3 dB; nominal imp 8 ohms, min imp 4.8 ohms; power handling 30-150 W cont avg; sens 90 dB SPL/W/m; 12 x 19 x 12 in; 27 lb \$650/pr

FOSGATE-AUDIONICS

THX-Certified Series

The following systems can be purchased individually or as a package for \$8,500.

MC220 Home Theater Speaker System

Left, center, and right speakers, each featuring 2nd-order crossover with dual midbass/midrange drivers and dual tweeters. Designed to improve dialog reproduction and stereo imaging. For use with FS200 subwoofer via an active crossover or THX-certified processor/controller. FR 60-22,000 Hz \pm 3 dB, 200-20,000 Hz \pm 1 dB; sens 91 dB SPL/W/m; imp 4 ohms. 10½ x 24 x 14 in; 40 lb \$4,800/sys

FS200 Subwoofer

Designed to mate with MC220 speaker system. Two units are recommended to achieve 100+

SPEAKERS

dB SPL in rooms up to 3,000 cu.ft. FR 20-80 Hz ± 2 dB; sens 91.5 dB SPL/W/m; imp 4 ohms. 24 x 13½ x 24 in; 55 lb \$1,850/pr

SD180 Dipole Surround Speaker

Dispersion characteristics optimized for the THX systems. Designed to mount on walls above and flanking listening area. FR 80-18,000 Hz ± 2 dB; sens 90 dB SPL/W/m. 14 x 22 x 8½ in; 23 lb \$1,850/pr

Architectural Speakers

AS-802 2-Way In-Wall Speaker

Sealed, flush-mount speaker with 8-in polypropylene woofer and 1-in ferrofluid-coupled soft-dome tweeter. Designed for center-channel and full-system application. Features 18-dB/oct crossover with air-core inductor; 250-V, low-loss film capacitors. Tweeter-level control. FR 40-22,000 Hz; imp 8 ohms; sens 89 dB SPL/W/m \$995/pr
DS-802. Freestanding version of AS-802. Available in black-lacquered oak, natural oak, or walnut. 10½ x 19 x 12 in; 25 lb \$695/pr

LF-212 Subwoofer

Subwoofer with dual voice-coil 12-in polypropylene woofer. Features direct input or crossover; internal crossover for use with AS-602, AS-802, or DS-802. FR 22-100 Hz; imp 4 ohms. 18 x 20 x 18 in; 48 lb \$595

AS-602 2-Way In-Wall Speaker

Flush-mount design with 6¼-in polypropylene woofer/midrange and 1-in soft-dome tweeter. Designed for main, surround, and extension applications; compatible with LF-212 sub system. Features 12 dB/oct crossover with air-core inductors; auto-reset tweeter protection circuit. FR 75-22,000 Hz; power range 10-100 W. 8½ x 12 x 2¼ in \$425/pr

AS-502 2-Way In-Wall Speaker

Flush-mount design with 5¼-in polypropylene woofer/midrange and ¾-in mylar-dome tweeter. Designed for surround and extension applications. Features weather-resistant design; first-order crossover. FR 85-18,000 Hz; power range 10-75 W. 7½ x 11 x 2½ in \$295/pr

FOSTEX

Model 6301B Powered Satellite Speaker

Built-in 10 W amplifier; magnetically shielded; XLR balanced input and output connectors. LED indicators; volume control \$350/pr

US300 Underwater Speaker

Blue ABS resin plastic exterior coating speaker with max operating depth 3-m. Includes 15-m cable. Power handling 60 W; imp 4 ohms. 9.3 lb \$300 ea

SH2510 In-Wall Subwoofer

10-in cone woofer and built-in crossover. Power handling 50 W cont avg into 8 ohms; FR 32-250 Hz; sens 87 dB SPL/W/m; imp 8 ohms. 12½ x 12½ x 3½ in; 5.7 lb \$250 ea

SH2020 2-Way In-Wall Speaker

7½-in cone woofer, 1-in dome tweeter. Power handling 45 W cont avg; FR 48-20,000 Hz; sens 90 dB SPL/W/m; crossover point 2,500 Hz; imp 8 ohms. 10¼ x 13¼ x 3 in; 5.5 lb \$195 ea

H-Series

H-3 3-Way Bookshelf Speaker

Bass-reflex design with two 7¼-in polypropylene cone woofer, round regulated phase tweeter.

er. sens 93 dB ± 2 dB SPL/W/m; crossover point 4,500 Hz; imp 4 ohms. Black walnut finish. 11 x 31½ x 11 in; 35.5 lb \$500/pr

H-2 2-Way Bookshelf Speaker

Bass-reflex design with 7¼-in polypropylene-cone woofer, round regulated phase tweeter. FR 50-40,000 Hz; sens 90 dB ± 2 dB SPL/W/m; crossover point 5,000 Hz; imp 8 ohms. Black walnut finish. 9½ x 21½ x 9¾ in; 21 lb \$400/pr

H-1 2-Way Bookshelf Speaker

Bass-reflex design with 6¼-in polypropylene-cone woofer, round regulated phase tweeter. FR 60-40,000 Hz; sens 89 dB ± 2 dB SPL/W/m; crossover point 6,000 Hz; imp 8 ohms. Black walnut finish. 7¾ x 16½ x 7¾ in; 14.5 lb \$300/pr

FRIED

D/2 Subwoofer/Satellite System

Pyramid-shaped satellites with 6½-in full-transmission-line-loaded woofer and ¾-in dome tweeter. 8-in dual-channel transmission-line-column subwoofer. Fuse protection. Power handling 10-250 W cont avg; FR 18-22,000 Hz ± 3 dB; sens 90 dB SPL/W/m; imp 8 ohms. Oak or walnut finish. Sat: 10½ x 13½ x 15½ in. Sub: 10½ x 36 x 15½ in \$4,822/sys

D/2 Subwoofer

Same design as D/2 subwoofer. Biamp input; fuse protection. Power range 20-200 W cont avg; FR 18 Hz at ± 3 dB; 10½ x 36 x 15½ in. Oak or walnut furniture finish \$3,078 ea
 Wrapped with oak or walnut accents \$2,748
 With kit form \$750

O/4 Subwoofer Kit. Similar to D/2. 10-in woofer; FR 18 Hz ± 3 dB. 13½ x 36 x 23 in \$875

G/3 3-Way Speaker

Transmission-line design with 10-in polypropylene woofer, 6½-in midrange, ¾-in dome tweeter. Series crossover networks and duo-cone drivers. Power range 10-200 W cont avg; FR 23-22,000 Hz ± 3 dB; sens 91 dB SPL/W/m; imp 8 ohms. Walnut and oak finishes. 16 x 44 x 18 in; 100 lb \$2,750/pr

C/3-L 2-Way Speaker

Same design as D/2 satellite. Features series networks. 10-250 W cont avg; FR 60-22,000 Hz ± 3 dB; sens 91 dB SPL/W/m; imp 8 ohms. Oak or walnut finish. 10½ x 13½ x 15½ in; 20 lb \$1,744/pr
C/3-L Kit. As above, kit form \$512

R/4 3-Way Speaker

Column design with 10-in polypropylene woofer with vented pole piece, 5¼-in polypropylene midrange with vented pole piece, 1-in dome tweeter with ferrofluid damping. Features built-in tilt-back pedestal with line loading for midrange and line-tunnel loading for bass. Power handling 25-200 W cont avg; FR 32-20,000 Hz ± 3 dB; sens 90 dB SPL/W/m; imp 8 ohms. 12 x 32 x 10½ in; 56 lb ea \$1,195/pr

A/3a 2-Way Speaker

Vented design 8-in polypropylene woofer; 1-in dome tweeter; multilayer damping. Power handling 25-100 W cont avg; FR 32-20,000 Hz ± 3 dB; imp 8 ohms; sens 89 dB SPL/W/m. Walnut-veneer finish. 13 x 23 x 10½ in \$688/pr

Q/4 2-Way Speaker

Vented design 8-in polypropylene woofer; 1-in dome tweeter; multilayer damping. Power handling 25-100 W cont avg; FR 37-20,000 Hz ± 3 dB; imp 8 ohms; sens 89 dB SPL/W/m. Walnut or black-ash vinyl. 10¼ x 20 x 9 in \$498/pr

Beta IV 2-Way Bookshelf Speaker

Vented-design 6½-in polypropylene woofer and composite tweeter with 2-in cone and ¾-in dome. Series filter crossover. Walnut or black ash. 8 x 13½ x 8 in \$390/pr

GNP

Valkyrie 4-Way Speaker

Sealed system with two 6½-in woofers, 2-in dome midrange, and 1-in dome tweeter. Features level controls for midrange and tweeter. Min power handling 50 W/ch; FR 34-24,000 Hz ± 3 dB; sens 90 SPL/W/m; imp 12 ohms nom; crossover points 125, 800, 3,000 Hz. Oak, walnut, or black finish, black-knit grille. 12 x 48½ x 14½ in; 48 lb \$2,295/pr

Model 25 3-Way Speaker

Sealed design with 6½-in woofer, 2-in dome midrange, and 1-in dome tweeter. Min power handling 20 W/ch; FR 58-20,000 Hz ± 3 dB; sens 90 dB SPL/W/m; imp 8 ohms nom; crossover points 800 and 3,000 Hz. Oak, walnut, or black finish, black-knit grille. 9 x 18 x 8½ in; 48 lb/pr \$799/pr

Model 10 2-Way Speaker

Sealed design with 6½-in woofer and 1-in dome tweeter. Features level control for tweeter. Min power handling 10 W/ch; FR 68-20,000 Hz ± 3 dB; sens 90 dB SPL/W/m; imp 8 ohms nom; crossover point 3,000 Hz. Oak, walnut, or black finish, black-knit grille. 8 x 12 x 7 in; 30 lb/pr \$399/pr

Model 5 2-Way Speaker

Sealed design with 5¼-in cone midrange/woofer and 1-in dome tweeter. Features level controls for tweeter. Min power handling 10 W/ch; FR 100-20,000 Hz ± 3 dB; sens 89 dB SPL/W/m; imp 4 ohms nom; crossover point 3,000 Hz. Oak, walnut, or black finish; black-knit grille. 7 x 11 x 5½ in; 19 lb/pr \$329/pr

Subwoofers

Model 2 Subwoofer

Sealed design with two 6½-in drivers. Min power handling 30 W/ch; FR 34-125 Hz ± 3 dB; sens 90 dB SPL/W/m; imp 12 ohms nom; crossover point 125 Hz. Oak, walnut, or black finish, black-knit grille. 12 x 25 x 14¼ in; 48 lb \$600/pr

Model 1 Subwoofer

Sealed design with 8-in driver. Min power handling 20 W/ch; FR 40-125 Hz ± 3 dB; sens 89 dB SPL/W/m; imp 4 ohms nom; crossover point 125 Hz. Oak, walnut, or black finish, black-knit grille. 12 x 25 x 11½ in; 36 lb ea \$450/pr

GOLDMUND

Apologue Speaker System

Limited production system (300) with 5 enclosures per ch. Features 4-level, 700 element passive crossovers; electronically time-aligned drive units; pseudo-infinite baffles that cancel more than 98% of back-radiated energy; Goldmund Mechanical Grounding; sens 100 dB. 33 x 72¼ x 42¼ in \$72,000/sys

Super-Dialogue 3-Way Speaker

10-in double-magnet woofer, 7-in double-motor midrange, glass-fiber inverted-dome tweeter. Mechanical grounding to reduce vibration; internal crossover; separate electronic components may be mounted inside back panel Power handling 10-100 W; sens 96 dB/W/m; nom imp 4-6 ohms. Removable lacquer-finish panels. 15 x 48 x 18¼ in; 150 lb \$12,000/pr

SPEAKERS

Meta-Speaker 2-Way Speaker

7-in Kevlar cone woofer, glass-fiber dome tweeter; rear-firing port and adjacent walls serve as low-frequency horn. Features ferro-cobalt magnets; mechanical grounding to reduce vibration; digital remote-control amplifier capability; crossover. Optional installation of Meta-Laser CD transport and plug-in Meta-Power amp, in rear panel to eliminate speaker cables. Power handling 10-100 W; sens 96 dB/W/m; nom imp 4-6 ohms. Removable black-metacrylate-finish panels. 18 3/4 x 36 1/4 x 15 1/2 in; 88 lb \$5,700/pr

GOLD SOUND

The following kits comprise speaker components, crossovers, and assembly instructions.

Model 14 4-Way Speaker Kit

Vented design with 18-in woofer, 10-in cone midbass, titanium mid-horn, and biradial-horn tweeter. Separate midrange and tweeter controls. Min power 5 W; FR 25-21,000 Hz \pm 3 dB; sens 95 dB; crossover points 150, 1,200, 5,000 Hz \$2,700/pr
With 29 x 46 x 19-in cabinets \$3,570/pr

Model 11 3-Way Speaker Kit

15-in JBL woofer, 8-in JBL midrange, JBL biradial horn tweeter. Features level controls for upper drivers. Power range 5-300 W cont; sens 93 dB SPL/W/m; crossover points 200, 5,000 Hz; imp 8 ohms; dispersion 100° horizontal and vertical at 20,000 Hz \$1,540/pr
With 18 x 44 x 14-in cabinets \$2,070/pr

Model 10 4-Way Speaker Kit

Vented design with 15-in JBL woofer, 8-in midrange, dome tweeter. Power handling 5-300 W cont; FR 28-25,000 Hz \pm 3 dB; sens 93 dB SPL/W/m; crossover points 300, 5,000 Hz; imp 8 ohms \$1,400/pr
With 18 x 44 x 14-in cabinets \$1,970/pr

Model 8 4-Way Speaker Kit

Two 12-in cast-frame woofers, two Dynaudio symmetrical midranges, linen-dome tweeter. Power handling 5-600 W cont; FR 28-25,000 Hz \pm 3 dB; sens 98 dB SPL/W/m; crossover points 60, 200, 4,000 Hz; imp 8 ohms \$999/pr
With 18 x 44 x 17-in cabinets \$1,569/pr

Model 7 4-Way Speaker Kit

Two 12-in polypropylene woofers, two 6 1/2-in European cast-frame midranges, European 1-in dome tweeter; European ribbon supertweeter. Power handling 5-400 W cont; FR 28-40,000 Hz; sens 95 dB SPL/W/m; crossover points 50, 300, 2,000 Hz; imp 4 or 8 ohms \$929/pr
With 18 x 44 x 14-in cabinet \$1,499/pr

Model 5 4-Way Speaker Kit

Two 12-in woofers, two symmetrical 6 1/2-in European cast midranges, aluminum tweeter. Power handling 5-200 W cont; FR 36-25,000 Hz; sens 93 dB SPL/W/m; crossover points 70, 250, 3,000 Hz; imp 4 or 8 ohms \$629/pr
With 14 x 37 x 11-in cabinet \$959/pr

Model 4 3-Way Speaker Kit

12-in polypropylene dual-voice coil woofer, two 6 1/2-in polypropylene midranges and European 1-in ferrofluid-cooled dome tweeter. Power handling 5-200 W cont; FR 36-25,000 Hz \pm 3 dB; sens 93 SPL/W/m; crossover points 70, 250, and 3,000 Hz; imp 4 or 8 ohms \$569/pr
With 14 x 37 x 11-in cabinets \$899/pr

Model 6 3-Way Speaker Kit

8-in polypropylene woofers, 4 1/2-in polypropyl-

ene midranges; European linen-dome ferrofluid-cooled tweeter. Power handling 5-300 W cont; FR 32-30,000 Hz; sens 92 dB SPL/W/m; crossover points 60, 300, 3,000 Hz; imp 4 or 8 ohms \$549/pr
With 14 x 45 x 11-in cabinet \$989/pr

Model 3 3-Way Speaker Kit

12-in polypropylene woofer, 5 1/4-in polypropylene midrange, and 1-in dome tweeter. FR 38-30,000 Hz \pm 3 dB; sens 93 SPL/W/m; power range 5-200 W cont; crossover points 80, 200, 4,000 Hz; imp 4 or 8 ohms \$499/pr
With 14 x 25 x 11-in cabinets \$729/pr

Model C 2-Way Speaker Kit

Two Dynaudio 6-in woofers and 1-in ferrofluid-cooled linen-dome tweeter. Power handling 5-300 W cont; sens 93 dB SPL/W/m; crossover point 3,000 Hz; imp 4 or 8 ohms \$449/pr
With 12 x 19 x 10 in cabinets \$584/pr

Model 2 3-Way Speaker Kit

8-in polypropylene woofer, 4-in midrange, and ferrofluid-cooled titanium-dome tweeter. Power handling 5-100 W cont; FR 39-25,000 Hz \pm 3 dB; sens 92 dB SPL/W/m; crossover points 90, 200, 4,000 Hz; imp 4 or 8 ohms \$449/pr
With 12 x 19 x 10-in cabinets \$584/pr

Model B 2-Way Speaker Kit

Sealed design with 6 1/2-in Dynaudio woofer and 1-in European ferrofluid-cooled linen-dome tweeter. Min power 5 W; FR 58-20,000 Hz \pm 3 dB; sens 89 dB SPL/W/m; crossover point 3,000 Hz; imp 4 or 8 ohms \$299/pr
With 10 x 16 x 8 in cabinets \$399/pr

Model A 2-Way Speaker Kit

Sealed design with 5 1/4-in Dynaudio woofer and 1/4-in Dynaudio ferrofluid-cooled dome tweeter. Power handling 5-130 W cont; FR 72-20,000 Hz \pm 3 dB; sens 89 dB SPL/W/m; crossover point 3,000 Hz; imp 4 or 8 ohms \$283/pr
With 8 x 12 x 7 in cabinets \$368/pr

Model .8 2-Way Speaker Kit

Sealed design with two 4-in polypropylene woofers and 1-in European ferrofluid-cooled dome tweeter. Power handling 5-100 W; FR 62-20,000 Hz; sens 89 dB SPL/W/m; crossover 3,000 Hz; imp 4 or 8 ohms \$249/pr
With 8 x 16 x 7-in cabinets \$354/pr

Model I 2-Way Speaker Kit

8-in polypropylene woofer and 2-in ferrofluid-cooled coaxial tweeter. Power handling 5-100 W cont; FR 41-20,000 Hz \pm 3 dB; sens 93 dB SPL/W/m; crossover point 3,000; impedance 8 ohms \$149/pr
With 12 x 19 x 10-in cabinets \$274/pr

Model .6 2-Way Speaker Kit

Sealed design with 6 1/2-in polypropylene woofers and 1-in European ferrofluid-cooled dome tweeter. Power handling 5-60 W; FR 58-20,000 Hz \pm 3 dB; sens 92 dB SPL/W/m; crossover 3,000 Hz; imp 4 or 8 ohms \$129/pr
With 10 x 16 x 7-in cabinets \$229/pr

Model .2 2-Way Speaker Kit

Sealed design with 5 1/4-in polypropylene woofer and 1/4-in European ferrofluid-cooled dome tweeter. Power handling 5-60 W cont; FR 68-20,000 Hz; sens 91 dB SPL/W/m; crossover 3,000 Hz; imp 4 or 8 ohms \$99/pr
With 8 x 12 x 7-in cabinets \$184/pr

In-Wall Installation Series

Features flush-mount design with water-resistant polypropylene cones and white grilles.

Model 9AVCX 2-Way In-Wall Speaker

9-in woofer with 3-in voice coil and 1-in ferrofluid-cooled dome tweeter. Phase alignment; magnetic shielding. Power handling 5-220 W; FR 32-20,000 Hz \pm 3 dB; sens 92 dB SPL/W/m; crossover point 3,000 Hz; imp 4 or 8 ohms; 60° dispersion \pm 3 dB to 15,000 Hz \$234 ea

Model 8AC 2-Way In-Wall Speaker

8-in woofer and 2-in polypropylene ferrofluid-cooled dome tweeter. Power handling 5-100 W cont; frequency response 32-20,000 Hz \pm 3 dB; sensitivity 92 dB SPL/W/m; crossover point 3,000 Hz; impedance 4 or 8 ohms; 60° dispersion \pm 3 dB to 15,000 Hz \$134 ea

Model 824 In-Wall Subwoofer

8-in subwoofer with 20-oz magnet. Features dual voice coils that allow one 824 to act as subwoofer for two smaller speakers. Power handling 20-100 W cont; FR 32-2,000 Hz \pm 3 dB; sens 92 dB SPL/W/m; imp 4 ohm/voice coil. Includes grilles \$99 ea
828 In-Wall Subwoofer. As above, with imp 8 ohm/voice coil \$99 ea

Model 8C 2-Way In-Wall Speaker

8-in woofer and 1 1/4-in ferrofluid-cooled polyimide dome tweeter. Power handling 5-70 W cont; FR 40-25,000 Hz \pm 3 dB; sens 92 dB SPL/W/m; crossover point 4,000 Hz; imp 4 or 8 ohms; 60° dispersion \pm 3 dB to 16,000 Hz. Including grilles \$99 ea

Subwoofer Kits

18-Inch Subwoofer Kit

Compound loading design with two 18-in JBL subwoofers. Power handling 40-1,200 W cont; FR 23-200 \pm 3 dB; sens 92 dB SPL/W/m; imp 8 ohms \$784 ea
With 24-dB adjustable crossover \$1,192 ea

15-Inch Subwoofer Kit

Compound loading design with two 15-in JBL subwoofers. Power handling 40-600 W cont; FR 23-200 Hz \pm 3 dB; sens 90 dB SPL/W/m; imp 8 ohms \$488 ea
With 24-dB active crossover \$859 ea
With 18 x 44 x 14-in cabinet \$249 extra

18-Inch JBL Subwoofer Kit

18-in JBL subwoofer. Power handling 20-300 W cont; FR 24-150 Hz \pm 3 dB; sens 95 dB SPL/W/m; imp 8 ohms \$409 ea

15-Inch JBL Subwoofer Kit

15-in JBL subwoofer in cast frame. Power handling 20-300 W cont; FR 33-150 Hz \pm 3 dB; sens 93 dB SPL/W/m; imp 4/8 ohms \$259 ea
With 18 x 44 x 14-in cabinet \$498 ea

Subwoofer Kit

Dual-voice coil 12-in subwoofer. Power handling 20-120 W; FR 34-200 Hz; sens 92 dB SPL/W/m; imp 4 or 8 ohms \$199 ea
With 18 x 18 x 16 in-cabinet \$299 ea

12-Inch Subwoofer Kit

Compound loading design with two 12-in subwoofers and 150-Hz passive crossover. Power handling 40-300 W cont; FR 25-200 Hz \pm 3 dB; sens 89 dB SPL/W/m; imp 4 or 8 ohms \$189 ea
With 18 x 18 x 16-in cabinet \$449 ea

GOODMANS OF ENGLAND

High-Impact Monitor Series

Model 880 3-Way Speaker

Reflex design featuring 15 1/4-in woofer, 8 1/4-in

SPEAKERS

midrange, 1-in tweeter. Mid- and high-frequency adjustment. Imp 4-8 ohms; power handling 200 W cont, 10 W min; sens 98 dB SPL/W/m; FR 30-20,000 Hz. Black-vinyl finish. 17¼ x 41 x 15¼ in. \$1,299 ea

Model 440 3-Way Speaker

Reflex design with 12¼-in woofer, 4-in midrange, and 1-in tweeter. Mid- and high-frequency adjustment. Imp 4-8 ohms; power handling 175 W cont, 10 W min; sens 98 dB SPL/W/m; Black-vinyl finish. 15¼ x 35¼ x 15¼ in \$999 ea

Model 220 2-Way Speaker

Reflex design with 10½-in woofer and 1-in tweeter. High-frequency adjustment. Imp 4-8 ohms; power handling 150 W cont, 10 W min; sens 98 dB SPL/W/m; FR 50-20,000 Hz. Black-vinyl finish. 12¾ x 10¼ x 15¼ in \$729 ea

Model 110 2-Way Speaker

Reflex design with 8½-in woofer and 1-in tweeter. Imp 4-8 ohms; power handling 100 W cont; sens 98 dB SPL/W/m; FR 60-20,000 Hz. Black-vinyl finish. 20½ x 10¾ x 11½ in \$499 ea

Bookshelf Monitor Series

M500 2-Way Speaker

Reflex design with 8½-in woofer and ¾-in tweeter. Imp 8 ohms; power handling 100 W cont, 15 W min; sens 88 dB SPL/W/m; FR 50-20,000 Hz. Black-vinyl finish. 9¾ x 18¾ x 8¾ in \$349 ea

M300 2-Way Speaker

Reflex design with 6½-in woofer and ¾-in tweeter. Imp 8 ohms; power handling 90 W cont, 15 W min; sens 88 dB SPL/W/m; FR 60-20,000 Hz. Black-vinyl finish. 8¾ x 15¼ x 6¾ in \$269 ea

M100 2-Way Speaker

Reflex design with 5-in woofer and ¾-in tweeter. Imp 8 ohms; power handling 75 W cont, 15 W min; sens 86 dB SPL/W/m; FR 70-20,000 Hz. Black-vinyl finish. 6¾ x 10¾ x 8¾ in .. \$199 ea

Maxim 2 3-Way Speaker

Reflex design with 5-in woofer, midrange, and ¾-in tweeter. Imp 8 ohms; power handling 75 W cont, 15 W min; sens 86 dB SPL/W/m; FR 65-20,000 Hz. White or black-vinyl finish. 6¾ x 10¾ x 8¾ in \$259 ea

B-Max Subwoofer

¼-Wave Resonator enclosure. Two 6½-in woofers. Imp 2 x 8 ohms; power handling 2 x 100 W cont; sens 90 dB; FR 30-150 Hz. 8¾ x 24 x 9 in \$249 ea

GUSS ENTERPRISES

Custom Monitor

204 drivers in 8 enclosures: twenty-four 15-in woofers; forty-eight 5-in midranges; thirty-two 1-in tweeters; 100 custom piezos. Power handling 100-900 W cont. 2 cabinets: 60 x 72 x 24 in, 4 cabinets: 20 x 72 x 14 in \$100,000/sys

System I-Guss Monitor Speaker

102 drivers in 4 enclosures. Features twelve 15-in cone woofers; twenty-four 5-in dual-diaphragm dome midranges; sixteen 1-in dome tweeters; 50 custom piezoelectric supertweeters. Controls for midrange, tweeter, rear-ambience, satellite. FR 15-30,000 Hz \pm 3 dB; power handling 30-600 W; sens 92 dB SPL/W/m; imp 6 ohms. Walnut and oak. 2 cabinets: 38 x 72 x 24 in, 2 cabinets: 20 x 72 x 14 in; 800 lb \$50,000/sys

System 2B-Symphony Speaker System

26 drivers in 4 enclosures with 3-D Focus control. Features four 15-in cone woofers; six 5-in dual-diaphragm dome midranges; four 1-in dome tweeters; 12 custom-piezoelectric supertweeters. Controls for midrange, tweeter, 3-D focus, rear-ambience, and satellite. FR 20-30,000 Hz \pm 3 dB; power handling 30-300 W; sens 92 dB SPL/W/m; imp 4 ohms. Walnut and oak finishes. 2 cabinets: 22 x 54 x 20 in, 2 cabinets: 8 x 25 x 8 in; total: 365 lb \$15,000/sys

System 3-Concerto Speaker System

22 drivers in 4 enclosures. Features four 12-in cone woofers; six 5-in dual-diaphragm dome midranges; four 1-in dome tweeters; 8 custom piezoelectric supertweeters. Controls for midrange, tweeter, rear-ambience, and satellite. FR 30-30,000 Hz \pm 3 dB; power handling 30-300 W; sens 92 dB SPL/W/m; imp 4 ohms. Walnut and oak finishes. 2 cabinets: 24 x 54 x 20 in, 2 cabinets: 8 x 25 x 8 in; total: 355 lb .. \$9,000/sys

System 4-Sonata Speaker

12 drivers in 4 enclosures. Features two 12-in woofers; two 5-in dual-diaphragm dome midranges; 6 custom piezoelectric supertweeters. Controls for midrange, tweeter, satellite. FR 30-30,000 Hz \pm 4 dB; power handling 30-200 watts; sens 90 dB SPL/W/m; imp 8 ohms. Walnut and oak. 2 cabinets: 17 x 28 x 15 in, 2 cabinets: 6 x 6 x 12 in; 145 lb \$4,000/sys

HAFLER

Model 400 3-Way Speaker

Tuned transmission-line design with rear-firing 8-in woofer, two 6½-in midranges, 1-in soft-dome tweeter. Features sloping baffle; mirror-image driver array; rear-mounted ports; pedestal base with spiked feet. FR 160-18,000 Hz \pm 2 dB; sens 92 dB; nom imp 8 ohms; min power 20 W. Dark-oak veneer finish with black grille. 10½ x 40¼ x 12 in; 58 lb ea \$1,095/pr

Model 300 2-Way Speaker

Tuned transmission-line design with two 6½-in midrange/bass drivers and one 1-in soft-dome tweeter. Features sloping baffle; mirror-image driver array; rear-mounted port; pedestal base with spiked feet. FR 160-18,000 Hz \pm 2 dB; sens 91 dB; nom imp 8 ohm; min power 20 W. Dark-oak veneer finish with black grille. 9½ x 36 x 11½ in; 45 lb ea \$795/pr

Model 200 2-Way Bookshelf Speaker

Rear-mounted port design with one 6½-in midrange/bass driver and one 1-in soft-dome tweeter. Features sloping front baffle; mirror-image driver array. Frequency response 50-20,000 Hz; sensitivity 88 dB; nominal impedance 4 ohm; min power 20 W. Dark-oak veneer finish with black grille. 8½ x 14½ x 10¼ in. . . \$450/pr

HALES AUDIO

System II Signature 2-Way Speaker

Scaled-box design with two 7-in midranges and 1-in titanium tweeter. Features computer-optimized, biwirable crossover network; polypropylene capacitors; 14-gauge air-core inductors; crossover housed in external, sand-filled, and spiked enclosure. FR 40-26,000 Hz \pm 3 dB; sens 90 dB SPL/W/m; imp 4 ohms; crossover point 2,000 Hz. 11 x 48 x 21 in, 181 lb. \$5,600/pr

System II 2-Way Speaker

Scaled-box design with two 7-in midbass and 1-in titanium-dome tweeter. Features computer-optimized, biwirable crossover network; polypropylene capacitors; 14-gauge air-core

inductors. FR 45-26,000 Hz \pm 3 dB; sens 89 dB SPL/W/m; imp 4 ohms; crossover point 2,000 Hz. 11 x 38 x 16 in, 92 lb \$3,000/pr

HARTLEY

The Reference 4-Way Speaker

24-in woofer, 10-in midrange, two 7-in tweeters. Crossovers points 125, 3,000, 8,000 Hz; FR 16-25,000 Hz; power handling 25-300 W cont avg; imp 5-8 ohms. Wood cabinet with removable knit grille. 36 x 50¼ x 24 in. \$5,695/pr
The Concertmaster. As above, 18-in woofer. Black grille. 29 x 41½ x 18 in \$4,495/pr

The Reference Tower 2-Way Speaker

6½-in thermoplastic woofers and four 1-in dome tweeters. Crossover point 3,600 Hz; power handling 5-300 W cont avg; imp 4 ohms at 100 Hz, 5 ohms at 1,000 Hz; FR 24-25,000 Hz. Wood cabinet with removable knit grille. 44 ½ x 17½ x 18 in. \$1,500/pr
Mini-Tower. As above, two 6½-in thermoplastic woofers and 1-in dome tweeter. Crossover point 3,100 Hz; power handling 5-150 W cont; imp 4 ohms; FR 32-25,000 Hz \$695/pr
The Compact Reference. As above, with 5,000 Hz crossover; power handling 10-100 W cont avg; imp 8 ohms; FR 25-45,000 Hz. 13½ x 17½ x 13½ in. \$400/pr

Subwoofers

The following subwoofer cabinets are constructed with oak and walnut veneers and are internally lined with ¼-in thick cellulose.

SW-24 Subwoofer

Infinite-baffle enclosure. Power handling 25-300 W cont avg; imp 5 ohms; FR 16 Hz \pm 3 dB. 36 x 50¼ x 22 in; 250 lb \$1,495 ea

SW-18 Subwoofer

Infinite-baffle enclosure. Power handling 25-300 W cont avg; imp 5 ohms; FR 16 Hz \pm 4 dB. 29 x 41½ x 18 in; 150 lb \$1,100 ea

SW-10 Subwoofer

Air-column enclosure. Power handling 15-100 W cont avg; imp 6 ohms; FR 25 Hz \pm 3 dB. 18 x 24 x 18 in; 70 lb \$550 ea

HECO

Libero Satellite Speaker System

2 satellite speakers and 1 bass-reflex subwoofer. Satellites: one midrange and one tweeter. Subwoofer: two woofers. Power handling 100 W cont avg; FR 28-30,000 Hz; sens 88 dB SPL/W/m; imp 4 ohms; crossover points 120 and 3,000 Hz. Satellites: black die-cast cabinet finish; 4¾ x 7¼ x 4¾ in. Subwoofer: black ash finish; 22 x 8¾ x 13¼ in \$599/sys

HITACHI

HSA 4020 4-Way Speaker

Magnetically-shielded design with dual 8-in woofers, 6-in woofer, 5-in midrange and ¾-in tweeter. Tall-boy style for use with projection TV's. Power handling 150 W. Detachable cloth grille \$700/pr

HSW50 3-Way Speaker

Slim-line acoustic-suspension design with 8-in woofer, 5-in midrange and ¾-in dome tweeter. Power handling 70 W. Matte-black finish. 9¾ x 30 x 9¾ in. \$500/pr

HSA 3055 3-Way Speaker

Magnetically-shielded bass-reflex design with 10-in woofer, 3-in midrange, and 2-in tweeter.

SPEAKERS

Features circuit breaker; wood cabinet. Power handling 60 W \$300/pr

HS40 2-Way Bookshelf Speaker

Acoustic-suspension design with 6½-in woofer and ½-in polycarbonate-dome tweeter. Power handling 50 W. Matte-black finish. 8¼ x 14¾ x 9½ in \$290/pr

HSA2029 2-Way Speaker

Bass-reflex design with 8-in woofer and 2-in tweeter. Features circuit breaker; wood cabinet. Power handling 45 W \$200/pr

HOME THEATER PRODUCTS

T3.0 3-Way Speaker

Mirror-imaged 3-way design with 6½-in polypropylene woofer, 6½-in polypropylene midrange, and 1-in dome tweeter. Power handling 20-300 W; frequency response 32-20,000 Hz; sensitivity 91 dB; impedance 6 ohms. Oak caps with black grille \$760/pr

T2.7 2-Way Speaker

6½-in polypropylene woofer and ¾-in dome tweeter. Power handling 20-200 W; FR 40-20,000 Hz; sens 89 dB; imp 6 ohms. Oak caps with black grille \$600/pr

System 330 Subwoofer/Satellite System

Satellite features 5¼-in midrange and ½-in dome tweeter; power handling 20-50 W; FR 100-17,000 Hz; sens 89 dB; imp 6 ohms. Subwoofer features 8-in dual voice-coil driver; power handling 10-100 W; FR 37-100 Hz; sens 91 dB; imp 6 ohms. Gray and black finishes \$430/sys

Granite 377B Outdoor Omnispeaker

8-in Bozak woofer and 2-in piezo tweeter. Features weatherproof rigid-aluminum cone; 360° dispersion. Power handling 20-150 W; FR 40-17,000 Hz; sens 95 dB. White-granite marble finish \$350 ea

Model 5350 S 3-Way Speaker

12-in woofer, 5-in midrange, and 4-in tweeter. Power handling 70 W cont avg; FR 50-18,000 Hz ± 4 dB; crossover points 1,000 and 8,000 Hz; nominal impedance 8 ohms. 15 x 27 x 12¼ in, 31 lb. Satellite section: 5-in piezo horn. Frequency response 3,000-40,000 Hz; crossover point 8,000 Hz. 15 x 5½ x 12¼ in, 5 lb. With special effects satellite \$314/sys

GS3ALT-1/PI688AR Outdoor Omnispeaker

8-in woofer and 3-in moving-coil tweeter. Features waterproof, rust-resistant enclosure; 360° dispersion. Power handling 20-80 W; frequency response 50-12,000 Hz; sensitivity 93 dB. Shrub-green finish \$300 ea

D-350/D-350T Outdoor Omnispeaker

8-in woofer and 3-in moving coil tweeter. Features waterproof, rust-resistant enclosure; 360° dispersion. Power handling 20-80 W; frequency response 60-12,000 Hz; sensitivity 93 dB. Shrub-green finish \$225 ea

Model 62 2-Way Speaker

For rear ch in surround system. 6½-in woofer and 3-in tweeter. Power handling 25 W cont avg; FR 70-18,000 Hz; crossover point 3,000 Hz; nom imp 8 ohms. 7½ x 12 x 8 in \$224/pr

GS-350/GS-3T Outdoor Omnispeaker

8-in woofer and 2-in piezo tweeter. Features waterproof, rust-resistant enclosure; 360° dispersion. Power handling 20-100 watts; frequency response 80-17,000 Hz; sensitivity 88 dB. Shrub-green finish \$163 ea

PS-300 2-Way Outdoor Speaker

Designed for placement in hanging planter or floor planter 8-in woofer and 2-in piezo tweeter. Features water-resistant enclosure; 360° dispersion. Power handling 20-100 W; frequency response 80-17,000 Hz; sensitivity 88 dB. Beige finish. 15 x 13 x 13 in \$150 ea
PS-300S. As above, 13 x 42 x 13 in \$110 ea

P-652 2-Way In-Wall Speaker

Polypropylene woofer and ½-in polycarbonate-dome tweeter. Power handling 25 W; FR 50-24,000 Hz; imp 8 ohms; sens 90 dB. White finish \$158/pr

P-552 2-Way In-Wall Speaker

Polypropylene voice-coil woofer and ½-in polycarbonate-dome tweeter. Power handling 20 W; FR 65-24,000 Hz; imp 8 ohms; sens 89 dB. White finish \$138/pr

P-653-S 2-Way In-Wall Speaker

Paper woofer and polycarbonate-dome tweeter. Power handling 15 W; frequency response 80-24,000 Hz; impedance 8 ohms; sensitivity 92 dB. White finish \$112/pr

ICON ACOUSTICS

Icon Parsec 3-Way Speaker

1-in metal-dome tweeter, 6½-in polypropylene midrange, and 10-in graphite-impregnated woofer. Features crossovers with polypropylene and polystyrene capacitors; internal wiring by AudioQuest; 2 pairs of gold-plated 5-way binding posts for optional biwiring. Power handling 50-350 watts continuous average; frequency response 25-22,000 Hz ± 3 decibels; sensitivity 87 decibels SPL/W/m; impedance 8 ohms; crossover points 350 Hz and 1,500 Hz. Available in braced cabinets with walnut, oak, or black-oak-veneer finishes. Optional carpet spikes. Dimensions: 12 x 47 x 16 in; 95 lb ea \$1,795

Icon Lumen 2-Way Bookshelf Speaker

1-in metal-dome tweeter and 6½-in polypropylene woofer. Features crossovers with polypropylene and polystyrene capacitors; internal wiring by AudioQuest; 2 pairs of gold-plated 5-way binding posts for optional biwiring. Power handling 20-150 W cont avg; FR 55-22,000 Hz ± 3 dB; sens 87 dB SPL/W/m; imp 8 ohms; crossover point 1,500 Hz. Walnut, oak, or black-oak-veneer finish. 9½ x 18 x 10½ in; 26 lb ea \$795/pr

IMPACT

BB-212 Subwoofer

Designed for use behind couch with surround-sound systems. Features two 12-in downward-firing woofers. No crossovers required. Removable bracket configuration. FR 30-500 Hz; sens 96 dB SPL/W/m; min amp power 15 W; nom imp 4 ohms \$319

BB-210 Subwoofer

Designed for use behind couch with surround-sound systems. Features two 10-in downward-firing woofers. No crossovers required. Removable bracket configuration. FR 30-500 Hz; sens 95 SPL/W/m; min amp power 15 W; nom imp 4 ohms \$269

BB-208 Subwoofer

Designed for use behind couch with surround-sound. Features two 8-in downward-firing woofers. No crossovers required. Removable bracket configuration. FR 38-500 Hz; sens 95 dB SPL/W/m; min amp power 15 W; nom imp 4 ohms \$219



Infinity SM 62

INFINITY

Servo Subwoofer

Ported 10-in subwoofer with level control. FR 40-260 Hz ± 3 dB; crossover point 50-200 Hz. Black vinyl finish; black cloth grille. 13 x 13 x 13 in; 34 lb ea \$630 ea

RS Powered Subwoofer

10-in graphite woofer; 100-W servo-driven amp with level control; crossover-frequency control; switchable high-pass filter. control. FR 30-200 Hz; crossover point 50-200 Hz. Response down to 30 Hz. Black-vinyl finish; black grille. 13 x 23 x 10 in; 38 lb \$630 ea

IRS Series

IRS Series V Reference 3-Way Speaker

Modular 4-piece 3-way design. Features 2 woofer modules with six 12-in woofers in feedback loop with servo amp (two 2,000-W woofer amps); 2 midrange/tweeter modules with 12 midrange drivers in dipole arrangement; 36 tweeters in dipole line-source array (24 front/12 rear-facing); variable low-pass filters; low-pass variable damping; woofer-level controls; selectable midrange/tweeter input amp control; woofer phase switch; servo-bass on/off switch; Monster Cable internal wiring. Power handling 108 W/ch min; FR 16-44,000 Hz ± 2 dB; sens 87 dB SPL/W/m; imp 4 ohms; crossover points 70 and 5,000 Hz. Midrange/tweeter amp input range 100-500 W/ch; imp 4 ohms; oiled and Brazilian rosewood finish; 100-ft cable for hookup of high-frequency drivers to midrange/tweeter amp. Santos finish, brown cloth grille. Woofer modules: 20¼ x 90 x 28¼ in; midrange/tweeter modules: 47 x 90 x 17 in; base footprint: 38 x 12 in; 1,550 lb \$60,000/sys

IRS Beta 5-Way Speaker

Includes (per side) four servo-controlled 12-in woofers, each with polypropylene/graphite injection-molded cones; 2 upper bass/midrange planar push-pull drivers that act as dipole; low-mass EMIT transducer with neodymium magnets for upper midrange; low mass/neodymium EMIT's from IRS V (in dipole configuration) for lower treble; SEMIT (smaller aperture EMIT) which extends response beyond 44 kHz. The system operates in bi-amp mode and includes IRS V servo control unit; active and passive crossover control. Monster Cable internal wiring. Power handling 75 W/ch min; FR 25-44,000 Hz ± 2 dB; sens 87 dB SPL/W/m; imp 4 ohms; crossover points 70, 700, 4,000, 8,000 Hz. Santos finish, black cloth grille. Woofer module: 16½ x 64¼ x 14½ in; mid/tweeter module: 17 x 64¼ x 1 in; base footprint 18 x 17 in; 483 lb \$11,950/sys

Kappa Series

9 Kappa Reference Standard 5-Way Speaker

Sealed design with two 12-in cast frame woofers; 5-in polypropylene/graphite midbasses; 3-in dome midrange; rear-firing EMIT k tweeter; SEMIT k supertweeter. Internal crossovers;

SPEAKERS

biampable. Monster Cable internal wiring. Power handling 60 W/ch cont avg min; FR 29-45,000 Hz; sens 89 dB SPL/W/m; imp 4 ohms; crossover points 80, 800, 4,500 Hz. Black vinyl finish, black grille. 22 x 60 x 8 in; 240 lb pr. \$2,698/pr

8 Kappa Reference Standard 4-Way Speaker
Similar to 9 Kappa, less one 12-in woofer and supertweeter. Monster Cable internal wiring. Power handling 50 W/ch cont avg min; FR 33-45,000 Hz; sens 89 dB SPL/W/m; imp 4 ohms. 21 x 48 x 8 in; 176 lb pr. \$1,798/pr

7 Kappa Reference Standard 3-Way Speaker
12-in woofer, 3-in dome midrange, and EMIT k tweeter. Monster Cable internal wiring. Power handling 40 W cont avg min; FR 37-45,000 Hz; sens 88 dB SPL/W/m; imp 4 ohms; crossover points 800, 4,500 Hz. 17 x 37 x 12 in; 138 lb pr. \$1,298/pr

6 Kappa Reference Standard 3-Way Speaker
10-in woofer. Monster Cable internal wiring. Power handling 30 W/channel continuous average minimum; frequency response 39-45,000 Hz. 15 x 25 x 10½ in; 84 lb pr. \$998/pr
Kappa Oak Pedestal Base. Pedestal base for above \$129/pr

Modulus System

Modulus Powered Subwoofer
12-in graphite woofer; 200-W servo-driven amp. Separate subwoofer control box includes variable low-frequency cutoff, 2-position rumble filter; low-frequency-level control; absolute phase switch; active high-pass satellite control. Response to 22 Hz. FR 22-200 Hz +0, -3. Piano finish, black grille. 18 x 19 x 18 in; 80 ea. \$2,000

Modulus 2-Way Bookshelf Speaker
Can be used as bookshelf speakers on wall/pedestal mounts. Sealed design with 5-in graphite woofer and EMIT tweeter. Features tweeter control; wall bracket/self-damping isolation mounting plate. Power handling 25 W min; FR 82-45,000 Hz +0, -3; sens 84 SPL/W/m; imp 4 ohms; crossover point 4,000 Hz. Optional lacquer finish; black-knit grille. 7 x 12 x 11; 30 lb pr. \$1,000/pr
Pedestal. 25-in pedestal for above \$300/pr
Wall Brackets \$129/pr

SM Series

SM 152 3-Way Speaker
Ported design with 12-in woofer, two 4½-in cone midranges, and 1-in dome tweeter. Features high- and mid-level controls. Power handling 10 W min; FR 44-25,000 Hz ± 3 dB; sens 102 dB SPL/W/m; imp 8 ohms; crossover points 500 and 5,500 Hz. Vinyl finish, black grille. 18 x 40 x 13 in; 152 lb pr. \$1,198/pr

SM 122 3-Way Speaker
Ported design with 12-in woofer, 4½-in cone midrange, and 1-in dome tweeter. Features front-mounted high- and mid-level controls. Features Power handling 10 W min; frequency response 49-25,000 Hz ± 3 dB; sensitivity 100 dB SPL/W/m; impedance 8 ohms; crossover points 750 and 5,500 Hz. Vinyl finish, black grille. 15 x 35 x 13 in; 132 lb pr. \$918/pr

SM 112 3-Way Speaker
Ported design with 10-in woofer, 4½-in cone midrange and 1-in dome tweeter. Features front-mounted high- and mid-level controls. Features Power handling 10 W min; frequency

response 59-25,000 Hz ± 3 dB; sensitivity 100 dB SPL/W/m; impedance 8 ohms; crossover points 900 and 5,500 Hz. Vinyl finish, black grille. 14 x 30 x 13 in; 112 lb pr. \$738/pr

SM 102 2-Way Speaker
Ported design with 10-in woofer and 1-in dome tweeter. Power handling 10 W min; FR 65-25,000 Hz ± 3 dB; sens 100 dB SPL/W/m; imp 8 ohms; crossover point 3,300 Hz. Vinyl finish, black grille. 12 x 21 x 12 in; 68 lb pr. \$538/pr

SM 82 2-Way Speaker
Ported design with 8-in woofer and 1-in dome tweeter. Power handling 10 W min; FR 72-25,000 Hz ± 3 dB; sens 98 dB SPL/W/m; imp 8 ohms; crossover point 2,800 Hz. Vinyl finish, black grille. 11 x 18 x 11 in \$438/pr

SM 62 2-Way Surround-Sound Speaker
Ported design with 6½-in polypropylene woofer and ¼-in dome tweeter. Power handling 10-100 W cont; FR 78-25,000 Hz ± 3 dB; sens 94 dB SPL/W/m; imp 8 ohms; crossover point 5,000 Hz. Black, walnut, or rosewood vinyl finish, black cloth grille. 8 x 13¼ x 13½ in; 26 lb pr. \$280/pr

Reference Series

Reference Six 4-Way Speaker
Sealed-box design with 6- and 10-in woofers, 5-in cone midrange, and EMIT R tweeter. Power handling 35 W min; FR 35-40,000 Hz ± 3 dB; sens 90 dB SPL/W/m; imp 6 ohms; crossover points 200, 1,500, and 4,000 Hz. Black or oak vinyl finish, black cloth grille. 13 x 40 x 14 in; 132 lb pr. \$960/pr

Reference Five 3-Way Speaker
Sealed-box design with 10-in woofer, 5-in cone midrange, and EMIT R tweeter. Power handling 25 W min; FR 40-40,000 Hz ± 3 dB; sens 90 dB SPL/W/m; imp 6 ohms; crossover points 300 and 4,000 Hz. Black or oak vinyl finish, black cloth grille. 13 x 35 x 12 in; 106 lb pr. \$760/pr

Reference Four 3-Way Speaker
Sealed-box design with 8-in woofer, 5-in cone midrange, and EMIT R tweeter. Power handling 25 W min; FR 44-40,000 Hz ± 3 dB; sens 90 dB SPL/W/m; imp 6 ohms; crossover points 400 and 4,000 Hz. Black or oak vinyl finish, black cloth grille. 11 x 31 x 10 in; 82 lb pr. \$600/pr

Reference Three 3-Way Speaker
Sealed-box design with 8-in woofer, 5-in cone midrange, and 1-in dome tweeter. Power handling 20 W min; FR 47-25,000 Hz ± 3 dB; sens 90 dB SPL/W/m; imp 6 ohms; crossover points 400 and 3,500 Hz. Black or oak vinyl finish, black cloth grille. 11 x 22 x 10 in; 61 lb pr. \$440/pr

Reference Two 2-Way Speaker
Sealed-box design with 8-in woofer and 1-in dome tweeter. Power handling 15 W min; FR 50-25,000 Hz ± 3 dB; sens 90 dB SPL/W/m; imp 6 ohms; crossover point 3,000 Hz. Black or oak vinyl finish, black cloth grille. 11 x 18 x 10 in; 51 lb pr. \$340/pr

Reference One 2-Way Speaker
Sealed-box design with 6-in woofer and ¼-in dome tweeter. Power handling 10 W min; FR 55-25,000 Hz ± 3 dB; sens 90 dB SPL/W/m; imp 6 ohms; crossover point 4,000 Hz. Black or oak vinyl finish, black cloth grille. 9 x 14 x 7 in; 30 lb pr. \$230/pr

Reference E-1 2-Way Speaker
Sealed-box design with 5¼-in woofer and ½-in

dome tweeter. Power handling 10 W min; FR 70-20,000 Hz ± 3 dB; sens 89 dB SPL/W/m; imp 6 ohms; crossover point 5,500 Hz. Black or oak vinyl finish, black cloth grille. 8 x 12 x 7 in; 18 lb pr. \$170/pr

Environmental Reference Standard Series

ERS 800 2-Way In-Wall Speaker
8-in graphite woofer and EMIT k tweeter; tweeter control. Power handling 20 W min; FR 45-45,000 Hz; sens 89 dB SPL/W/m; imp 4 ohms; crossover point 3,500 Hz. Beige ABS finish, metal grille. 11 x 16 x 4 in; 17 lb pr. \$600/pr

ERS 600 2-Way In-Wall Speaker
6-in graphite woofer and ¼-in polyspherite dome tweeter; independent tweeter control. Power handling 15 W min; FR 55-22,000 Hz; sens 89 dB SPL/W/m; imp 4 ohms; crossover point 4,400 Hz. Beige ABS finish, metal grille. 9 x 18 x 4 in; 12 lb pr. \$350/pr

ERS 500 2-Way In-Wall Speaker
5¼-in coaxial woofer and 1-in cone tweeter. Power handling 8 W min; FR 70-20,000 Hz; crossover point 5,000 Hz. Beige ABS finish, metal grille. 8 x 8 x 3 in; 10 lb pr. \$275/pr

Infinitesimal Series

Infinitesimal Micro Subwoofer/Satellite System
Bass module with 8-in dual voice-coil subwoofer; satellite with 3½-in cone midrange, and ¼-in dome tweeter. Power handling 10 W min; FR 50-22,000 Hz ± 3 dB; sens 87 dB SPL/W/m; imp 6 ohms; crossover points 150 and 5,000 Hz. Dark-gray finish; dark-gray metal grille. Satellite: 8 x 5 x 5 in; bass module: 7 x 20 x 11; 35 lb sys. \$520/sys

Infinitesimal Four 2-Way Speaker
Ported design with 5¼-in woofer and EMIT R tweeter. Power handling 10 W min; FR 100-40,000 Hz ± 3 dB; sens 90 dB SPL/W/m; imp 6 ohms; crossover point 5,000 Hz. Black structural foam finish, black metal grille. 10 x 6 x 7 in; 39 lb pr. \$420/pr

INTEGRAL AUDIO

Point Source 2a 3-Way Speaker
Air-suspension design with direct-coupled mirror-imaged midrange/tweeter cluster. Rear-firing 12-in woofer, two 6½-in polycone midrange, and 1-in soft dome tweeter. Power handling 20-200 W cont avg; FR 30-20,000 Hz ± 2 dB; sens 91 dB SPL/W/m. Slope-sided genuine-oak enclosure. 12 x 42 x 10½ in. 68 lb ea. \$1,200/pr

ISLAND

IA-850 3-Way Speaker
Bass-reflex design with 12-in woofer, 1¼-in dome midrange, and two 1-in dome tweeters. FR 28-22,000 Hz ± 3 dB; sens 91 dB SPL/W/m; min amp power 25 W; nom imp 8 ohms. Oiled oak finish, black knit grille. 15 x 25 x 12 in. 45 lb. \$1,350/pr

IA-800 3-Way Speaker
Passive-radiator design with 12-in woofer, 1¼-in dome midrange, and two 1-in dome tweeters. FR 32-22,000 Hz ± 3 dB; sens 90 dB SPL/W/m; min amp power 25 W; nom imp 8 ohms. Oiled-oak finish, black knit grille. 14 x 32 x 13 in. 50 lb. \$1,200/pr

Islander Light 2-Way Outdoor Speaker
6½-in woofer, 1-in dome tweeter. Frequency

SPEAKERS

response 55-20,000 Hz \pm 5 dB; sensitivity 89 dB SPL/W/m; min amp power 50 W; nominal impedance 4 ohms. Black finish, wire-mesh grille. 7 x 31 x 7 in; 25 lb \$1,200/pr

IA-700 2-Way Speaker

Bass-reflex design featuring two 6½-in woofers and two 1-in dome tweeters. FR 55-20,000 Hz \pm 3 dB; sens 92 dB SPL/W/m; min amp power 25 W; nom imp 4 ohms. Oiled oak finish, black knit grille. 8 x 27 x 8 in. 27 lb \$875/pr

Islander 2-Way Outdoor Speaker

6½-in woofer, 1-in dome tweeter. FR 55-20,000 Hz \pm 5 dB; sens 89 dB SPL/W/m; min amp power 50 W; nom imp 4 ohms. Black finish, wire-mesh grille. 7 x 27 x 7 in; 20 lb ... \$800/pr

IA-600 2-Way Speaker

Passive-radiator design with 8-in woofer and 1-in dome tweeter. FR 40-20,000 Hz \pm 3 dB; sens 90 dB SPL/W/m; min amp power 25 W; nom imp 8 ohms. Oiled oak finish, black knit grille. 17 x 19 x 17 in; 23 lb \$775/pr

IA-100R 2-Way Speaker

Passive-radiator design with 6½-in woofer and 1-in dome tweeter. FR 49-20,000 Hz \pm 3 dB; sens 90 dB SPL/W/m; min amp power 25 W; nom imp 8 ohms. Oiled walnut finish, black knit grille. 8 x 13 x 8 in; 12 lb \$475/pr

IA-100 2-Way Speaker

Bass-reflex design featuring 6½-in woofer and 1-in dome tweeter. FR 55-20,000 Hz \pm 3 dB; sens 90 dB SPL/W/m; min amp power 25 W; nom imp 8 ohms. Oiled oak finish, black knit grille. 8 x 13 x 8 in; 12 lb \$400/pr

JACKSON

Auralight Series

AU-6 3-Way Speaker

8-in driver, 6½-in woofer, 1-in aluminum-dome tweeter, ½-in polycarbonate-dome super tweeter. Features radiused pyramid-shaped enclosure; critically damped, slot loaded design; 26-element crossover with imp compensation. FR 48-20,000 Hz \pm 3 dB; sens 87 dB W/m. Navajo white with camel grille or black on black. 28 lb \$1,799/pr

AU-3 3-Way Speaker

5¼-in woofer, 1-in polyimide-dome tweeter, ½-in polycarbonate-dome supertweeter. Features radiused pyramid-shaped enclosure; 17-element crossover with imp compensation. FR 85-20,000 Hz \pm 3 dB; sens 87 dB W/m. Navajo white with camel grille or black on black. 7½ x 13½ x 4¼ in; 10.5 lb \$929/pr

AU-20 Subwoofer

15-in passive driver, 10-in subwoofer. Features radiused slant-faced enclosure; critically damped, slot loaded design; crossover self-adjusts at 125 Hz for AU-3 or 90 Hz for AU-6. Patented interior configuration. FR 0-33 Hz \pm 3 dB; sens 90 dB W/m. Navajo white with camel grille or black on black. 18 x 17½ x 18½ in; 59 lb \$899 ea

JAMO

Pro Series

Bass-reflex design with the Controlled Dispersion array of multiple horn-mounted tweeters. Features XLR connectors and screw terminals for large cables, reinforced corners. Includes rollers and self-locking fixtures for stacking. Black finish; removable wire-mesh grilles.

Pro 400 3-Way Speaker

15-in dual-magnet woofer, 5-in dual-flare horn midrange and 5 unit Controlled Dispersion tweeter. Power handling 400 W; sens 94 dB SPL/W/m; FR 25-20,000 Hz \pm 3 dB; imp 8 ohms; crossover points 900 and 4,000 Hz. 20½ x 35½ x 16¼; 93 lb \$899 ea

Pro 300 3-Way Speaker

12-in woofer, 5-in dual-flare horn midrange, and 3 unit Controlled Dispersion tweeter. Power handling 300 W; sens 93 dB SPL/W/m; FR 30-20,000 Hz \pm 3 dB; imp 8 ohms; crossover points 1,000 and 5,000 Hz. 17½ x 29½ x 13½; 57 lb \$599 ea

Pro 200 3-Way Speaker

10-in woofer, 5-in dual-flare horn midrange, and 1-in horn tweeter. Power handling 200 W; sens 92 dB SPL/W/m; FR 35-20,000 Hz \pm 3 dB; imp 8 ohms. crossover points 1,200 and 6,000 Hz. 14¼ x 26 x 11½ in; 42 lb \$399 ea

Concert Series

Features 24-karat gold-plated terminals.

Concert VII 3-Way Speaker

Dual-chamber bass-reflex design with 1-in super-alloy dome tweeter, 6½-in polypropylene midrange, and two 8-in woofers in push-pull configuration. Features bi-wiring connections. Power handling 300 W; FR 24-22,000 Hz \pm 3 dB; crossover points 150, 4,000 Hz; imp 8 ohms. Mahogany, black-ash, or light-walnut finish. 11½ x 36¼ x 12¼ in; 62 lb \$899 ea

Concert V 3-Way Speaker

Bass reflex design with 6½-in polypropylene woofer, 6½-in midrange, and 1-in super-alloy dome tweeter. Features bi-wiring connections; overload protection. Power handling 110 W; sens 88 dB SPL/W/m; FR 30-22,000 Hz \pm 3 dB; crossover points 150, 3,500 Hz; imp 6 ohms. Light-walnut, mahogany, or black-ash finish. 14 x 31½ x 11 in; 42 lb \$649 ea

Concert II 2-Way Bookshelf Speaker

Bass-reflex design with 6½-in polypropylene woofer and 1-in super-alloy dome tweeter. Features bi-wiring connections; overload protection. Power handling 80 W; sensitivity 88 dB SPL; frequency response 40-20,000 Hz \pm 3 dB; crossover point 2,000 Hz; impedance 8 ohms. Light walnut, mahogany, or black-ash finish. 9½ x 16 x 10 in; 20 lb \$399 ea

BX Line

Features gold-plated binding posts, overload protection, rounded baffle edges, black finish and a detachable fabric cover.

BX-200 3-Way Speaker

Bass-reflex design with 12-in woofer, 3-in midrange, and 1-in horn tweeter. Power handling 250 W; FR 30-20,000 Hz; sens 93 dB SPL; crossover points 2,000 and 3,000 Hz; imp 8 ohms. Black finish. 17 x 28 x 13 in; 39 lb \$349 ea

BX-150 3-Way Speaker

Bass-reflex design with 10-in woofer, 3-in midrange, and 1-in horn tweeter. Power handling 150 W; FR 35-20,000 Hz; sens 92 dB SPL; crossover points 2,300 and 5,000 Hz; imp 8 ohms. Black finish. 15 x 25 x 12 in; 30 lb \$299 ea

BX-100 3-Way Speaker

Bass-reflex design with 8-in woofer, 3-in midrange, and 1-in horn tweeter. Power handling 100 W; FR 40-20,000 Hz; sens 91 dB SPL; crossover points 2,000 and 4,200 Hz; imp 8 ohms. Black finish. 12 x 21 x 11 in; 22 lb \$249 ea

Classic Series

Features gold-plated screw terminals and non-reflective grille cover secured by built-in magnets.

CL-30A 3-Way Speaker

Bass-reflex design with 1-in dome tweeter, 4-in midrange and 8-in woofer. Power handling 120 W; crossover points 2,500, 5,000 Hz; FR 35-20,000 Hz; sens 92.5 dB SPL/W/m; imp 8 ohms. Black or white finish. 10¼ x 33¼ x 10¼ in; 29 lb \$299 ea

CL-25A 3-Way Bookshelf Speaker

Bass-reflex design with 1-in dome tweeter, 4-in midrange, and 8-in woofer. Power handling 120 W; crossover points 2,500, 5,000 Hz; sens 92.5 dB SPL/W/m; imp 8 ohms. Black or white finish. 10¼ x 21¼ x 10¼ in; 25 lb \$249 ea

CL-20A 2-Way Bookshelf Speaker

Bass-reflex design with 1-in dome tweeter and 8-in woofer. Power handling 100 W; FR 40-20,000 Hz; crossover point 3,500 Hz; sens 92 dB; imp 8 ohms. Black or white finish. 10¼ x 18¼ x 10¼ in; 18 lb \$199 ea

Subwoofer Series

SW-300 Subwoofer

Adjusted bass-reflex design with two 8-in subwoofers in push-pull configuration. 24-carat gold-plated screw terminals; bass level adjustment. Power handling 100 W; FR 30-200 Hz; sens 90 dB SPL/W/m; imp 8 ohms; crossover points 200. Black or white finish. 8½ x 13¼ x 18½ in; 30 lb \$399 ea

SAT-300 2-Way Bookshelf Speaker

4-in polypropylene woofer and ¾-in polypropylene dome tweeter. Features round baffle edges; 24-karat gold-plated screw terminals. Power handling 50 W; FR 80-20,000 Hz; sens 90 dB SPL/W/m; imp 8 ohms; crossover point 3,500 Hz. Black or white finish; mounting kit included. 5¼ x 8 x 3 in; 3 lb \$129 ea

SW-300 System. Two SAT-300 satellites and one SW-300 subwoofer. Black or white finish \$699/sys

SW-100 Subwoofer

Adjusted bass-reflex design with two 6½-in subwoofers in push-pull configuration. Power handling 100 W; FR 35-200 Hz; sens 90 dB SPL/W/m; crossover point 200; imp 8 ohms. Black or white finish. 13½ x 7½ x 18½ in; 29 lb \$349 ea

S-100 2-Way Bookshelf Speaker

4-in woofer and 2-in cone tweeter. Power handling 50 W; FR 80-20,000 Hz; crossover point 4,500 Hz; imp 8 ohm. Black or white finish; mounting kit included. 5¼ x 7½ x 3¼ in. \$99 ea

SW-100 System. Two S-100 satellites and one SW-100 subwoofer. Black or white ... \$499/sys

Jamo Compact Subwoofer/Satellite System

Two 6½-in subwoofers and two satellites. Black finish \$299/sys

Rear Surround Speaker. For above system. Black finish \$49 ea

Outdoor 2-Way Speaker

Water and heat resistant design with ¾-in polypropylene dome tweeter and 4-in polypropylene woofer. Power handling 50 W; sens 90 dB SPL/W/m; imp 8 ohms; crossover point 4,500 Hz. Black or white finish; heavy-duty lacquered grille. 5¼ x 7½ x 3¼ in; 3 lb ... \$119 ea

M6 3-Way Speaker

Bass-reflex system with 5-in woofer, 2-in mid-

SPEAKERS

range, and 3/4-in tweeter. Power handling 60 W; frequency response 65-20,000 Hz; sensitivity 89 dB SPL/W/m; impedance 8 ohms; crossover points 4,000 and 8,000 Hz. Black or white finish. 7 1/2 x 11 1/2 x 8 3/4 in; 7 lb \$99 ea

Cornet Series

Features gold speaker terminals and rubber edge surrounds.

Cornet 75 3-Way Speaker

Bass-reflex design with 8-in woofer, 3-in midrange, and 1-in soft-dome tweeter. Power handling 120 W; FR 40-20,000 Hz; sens 91 dB SPL/W/m; imp 6 ohms; crossover points 1,500 and 4,000 Hz. Black finish. 11 x 34 x 10 1/2 in; 22 lb \$219 ea

Cornet 70 3-Way Speaker

Bass-reflex design with two 6 1/2-in woofer and 1-in soft-dome tweeter. Power handling 90 W; FR 43-20,000 Hz; sens 90 dB SPL/W/m; imp 6 ohms; crossover points 400 and 3,000 Hz. Black finish. 10 1/2 x 30 x 10 1/2 in; 22 lb .. \$199 ea

Cornet 60 3-Way Speaker

Bass-reflex design with 6 1/2-in, 3-in midrange, and 1-in soft-dome tweeter. Power handling 80 W; FR 47-20,000 Hz; sens 90 dB SPL/W/m; imp 8 ohms; crossover points 1,500 and 5,000 Hz. Black finish. 9 x 15 1/4 x 8 3/4 in; 13.2 lb .. \$149 ea

Cornet 50 2-Way Speaker

Bass-reflex design with 6 1/4-in woofer and 1-in soft-dome tweeter. Power handling 80 W; FR 47-20,000 Hz; sens 90 dB SPL/W/m; imp 8 ohms; crossover points 1,500 and 5,000 Hz. Black finish. 9 x 15 1/4 x 8 3/4 in; 13.2 lb \$139 ea

Cornet 40 2-Way Speaker

Bass-reflex design with 5 1/4-in woofer and 1-in soft-dome tweeter. Power handling 60 W; FR 50-20,000 Hz; sens 89 dB SPL/W/m; imp 8 ohms; crossover point 3,000 Hz. Black finish. 7 1/2 x 12 1/2 x 8 3/4 in; 8.2 lb \$99 ea

Compact Series

Compact 1000 3-Way Bookshelf Speaker

8-in woofer, 3 1/2-in midrange, and 1-in dome tweeter. Power handling 90 W; FR 65-20,000 Hz; sens 92 dB SPL/W/m; imp 8 ohms; crossover points 1,200 and 4,000 Hz. Black or white finish. 9 1/2 x 14 1/2 x 8 3/4 in; 11 lb \$129 ea

Compact 700 2-Way Bookshelf Speaker

6 1/2-in woofer and 1-in dome tweeter. Power handling 70 W; FR 70-20,000 Hz; sens 91 dB SPL/W/m; imp 8 ohms; crossover point 2,500 Hz. Black or white finish. 7 1/2 x 11 1/2 x 8 1/2 in; 8 lb \$109 ea

Compact 500 2-Way Bookshelf Speaker

5 1/4-in woofer and 3/4-in dome tweeter. Power handling 60 W; frequency response 75-20,000 Hz; sensitivity 89 dB SPL/W/m; impedance 8 ohms; crossover point 3,000 Hz. Black or white finish. 6 x 10 x 7 1/4 in; 7 lb \$99 ea

Lifestyle Series

Atmosphere 2-Way Speaker

Bass-reflex design with 5 1/4-in woofer and 1-in dome tweeter. Features overload protection; standard low-voltage halogen light with UL-approved transformer and separate on/off switch. Includes special wall bracket that rotates speaker 360°. Power handling 60 W; FR 40-20,000 Hz; sens 88 dB SPL/W/m; imp 8 ohms; crossover point 3,000 Hz. Black or white finish. 14 1/2 x 10 1/2 x 7 in; 8 lb \$399 ea

Silhouette 3-Way Speaker

Bass-reflex design with 5 1/4-in woofer, 5 1/4-in midrange and 1-in dome tweeter with magnetic oil in the air gap. Features high-powered moving coils; enclosed spikes. Power handling 80 W; FR 47-20,000 Hz; sens 90 dB SPL/W/m; imp 8 ohms; crossover points 300-4,000 Hz. Black or white finish. 9 1/4 x 4 3/4 x 6 1/2 in; 22 lb .. \$399 ea

Art 2-Way On-Wall Speaker

Flat-panel bass-reflex design with 5 1/4-in woofer and 1-in impregnated textile dome tweeter. Features computer-optimized 2nd-order crossover network; heavy-duty coils; no-loss condensers; one-piece front baffle; stiff internal bracing. Power handling 60 W; FR 40-20,000 Hz; sens 88 dB SPL/W/m; imp 8 ohms; crossover point 3,000 Hz. Designed to be hung on wall for surround-sound applications; includes support beam for free floor-standing. Black or white-lacquer finish. 15 1/2 x 13 1/2 x 3 1/2 in; 11 lb \$249 ea

Converta 2-Way Speaker

Dish-shaped wall-mount/hanging design with 4-in woofer and 2-in tweeter. Includes wall/table fittings, ball joint to turn all directions. Power handling 50 W; FR 80-20,000 Hz; sens 90 dB SPL/W/m; imp 8 ohms; crossover point 2,500 Hz. Black, white-steel, pink, mint green or violet finish. 4.5 lb \$199 ea

Speaker Stands

ST-50. 30-in speaker stand. Spike kit included. Black or white finish \$129/pr
ST-51U. For S-100 and S-300 satellite speaker. Brushed aluminum finish \$149/pr
U4V. Adjustable. Black finish \$59/pr

JASCO

Mini-Speakers

For use with portable systems, cassette players, and CD players.

HE + 493 Powered Speaker

3-in full-range speaker. Features bass-boost circuit. Power on/off LED indicator. FR 100-15,000 Hz; imp 8 ohms. Includes aux jack for use with AC adaptor. Powered by 4 C batteries \$31

HE + 491 Powered Speaker

Tower design with four 2 1/4-in full-range speakers; amplified EQ booster. Features power on/off LED indicator. FR 100-15,000 Hz. Includes aux jack for use with AC adaptor. Powered by 4 C batteries \$22

HE + 492 Speaker

3-in speaker. FR 100-15,000 Hz; sens 98 dB; imp 8 ohms \$15.49

HE + 417 Powered Speaker

Features direct input into headphone jack of a portable audio unit; on/off LED indicator. FR 300-18,000 Hz; imp 8 ohms. Powered by 2 AA batteries \$12.89

HE + 416 Speaker

1 1/4-in speaker that plugs directly into headphone jack of portable component. Features cassette compartment. FR 300-18,000 Hz; imp 8 ohms. Includes 3.5-mm mini-plug \$7.79

HE + 490 Speakers

2 1/4-in speaker. FR 100-15,000 Hz; sens 90 dB; imp 8 ohms \$7.19

JBL

Model 250 Ti 4-Way Speaker

14-in woofer, 8-in lower midrange, 5-in poly-

propylene midrange, and 1-in titanium-diaphragm tweeter. Power 400 W cont avg; imp 8 ohms; crossover points 400, 1,400, 5,200 Hz; sens 90 dB SPL/W/m. Black-lacquer finish. 22 1/2 x 52 x 14 1/4 in; 126 lb ea \$2,499

S-4 2-Way In-Wall Speaker

6 1/2-in polymer-laminate woofer and 1-in titanium-dome tweeter. Includes mounting frame and hardware. Power handling 120 W; imp 4 ohms; sens 88 dB SPL/W/m; FR 125-22,000 Hz. 8 1/4 x 12 x 3 3/4 in; 16 lb \$298/pr
S-4SPK2. As above, without mounting frame and hardware \$270/pr
S-4KIT4P. S-4 mounting frame and hardware \$144/pr

S-4 2-Way In-Wall Speaker

5 1/4-in polymer-laminate woofer and 1-in titanium-dome tweeter. Includes mounting frame and hardware. Power handling 120 W; imp 4 ohms; sens 86 dB SPL/W/m; FR 125-22,000 Hz. 7 1/4 x 10 1/2 x 3 3/4 in; 14 lb \$225/pr
S-3SPK2. As above, without mounting frame and hardware \$198/pr
S-3KIT4P. S-3 mounting frame and hardware \$125/pr

HP Series

Features black wood-veneer finish with black glass top and black grille.

HP520 3-Way Speaker

Dual 8-in woofer in bandpass enclosure, front mounted 5-in midrange, and 1-in tweeter on neoprene-treated baffle. Power handling 10-200 W; nom imp 8 ohms. 13 1/4 x 37 1/4 x 12 in \$795 ea

HP420 3-Way Speaker

Dual 6 1/2-in woofers in bandpass enclosure, front-mounted 5-in midrange, and 1-in tweeter on neoprene-treated baffle. Power handling 10-150 W; nom imp 8 ohms. 11 1/2 x 33 1/2 x 10 1/2 in \$595 ea

Prose Series

Features medium walnut wood-grain vinyl finish and dark charcoal grille.

P50 3-Way Speaker

Dual 8-in woofers, 5-in midrange, and 1-in tweeter. Power handling 10-140 W; nom imp 8 ohms. 15 x 38 1/2 x 12 1/2 in \$450 ea

P40 3-Way Bookshelf Speaker

10-in woofer, 5-in midrange, and 1-in tweeter. Power handling 10-100 W; nom imp 8 ohms. 12 1/2 x 23 3/4 x 12 1/2 in \$325 ea

P30 3-Way Bookshelf Speaker

8-in woofer, 5-in midrange, and 1-in tweeter. Power handling 10-80 W; nom imp 8 ohms. 10 1/2 x 21 1/2 x 10 1/2 in \$225 ea

P20 2-Way Bookshelf Speaker

6 1/2-in woofer and 1-in tweeter. Power handling 10-60 W; nom imp 6 ohms. 9 x 14 1/2 x 10 1/2 in \$135 ea

L Series

Features black-ash wood-veneer finish.

L7 4-Way Speaker

12-in aquaplas woofer, 8-in polymer-laminate mid bass, 5-in mineral-filled polypropylene midrange, and 1-in titanium-dome tweeter. Power handling 400 W; FR 30-27,000 Hz; sens 91 dB SPL/W/m; imp 8 ohms. 75 lb \$925 ea

L5 3-Way Speaker

Dual 6 1/2-in polymer laminate woofers, 5-in

SPEAKERS

mineral-filled polypropylene midrange, and 1-in titanium-dome tweeter. Power handling 300 W; FR 40-27,000 Hz; sens 90 dB SPL/W/m; imp 6 ohms. 68 lb\$600 ea

L3 2-Way Speaker

8-in polymer laminate die-cast woofer and 1-in titanium-dome tweeter. Power handling 200 W; FR 42-27,000 Hz; sens 89 dB SPL/W/m; imp 8 ohms. 30 lb\$425 ea

L1 2-Way Speaker

6½-in polymer-laminate die-cast woofer and 1-in titanium-dome tweeter. Power handling 200 W; FR 45-27,000 Hz; sens 87 dB SPL/W/m; imp 8 ohms. 20 lb\$300 ea

XPL Series

XPL 200 4-Way Speaker

12-in aquaplas-laminate woofer, 3-in titanium midrange, 6½-in polypropylene die-cast mid-bass, and 1-in titanium-dome tweeter. Power handling 800 W; sens 90 dB; imp 6 ohms. Black-lacquer finish. 90 lb\$1,699 ea

XPL 160 3-Way Speaker

10-in aquaplas-laminate woofer, 3-in titanium midrange, and 1-in titanium-dome tweeter. Power handling 600 W; sens 90 dB, imp 6 ohms. Black-lacquer finish. 62 lb\$1,249 ea
XPL 140. As above, 8-in woofer. Power handling 400 W; sens 87 dB. 55 lb\$999 ea

XPL 90 2-Way Bookshelf Speaker

6½-in polypropylene woofer and 1-in titanium-dome tweeter. Power handling 400 W; sens 87 dB; imp 6 ohms\$649 ea

LX Series

LX55 3-Way Speaker

10-in polymer-laminate woofer, 5-in midrange, and 1-in titanium-dome tweeter. Power handling 200 W cont avg; FR 40-20,000 Hz; sens 92 dB SPL/W/m; imp 8 ohms; crossover points 800, 4,000 Hz. Walnut or black finish. 13¼ x 26¼ x 12 in\$838/pr

LX44 3-Way Speaker

8-in polymer-laminate woofer, 5-in midrange, and 1-in titanium-dome tweeter. Power handling 150 W cont avg; FR 45-20,000 Hz; sens 91 dB SPL/W/m; imp 8 ohms; crossover points 800, 4,000 Hz. Walnut or black finish. 11¼ x 23½ x 12 in\$598/pr

LX22 2-Way Bookshelf Speaker

6½-in polymer-laminate woofer and 1-in titanium-dome tweeter. Power handling 125 W cont avg; FR 45-20,000 Hz; sens 90 dB SPL/W/m; imp 8 ohms; crossover point 3,000 Hz. Walnut or black finish. 10 x 15¼ x 8¾ in\$378/pr

ProPerformer Series

Pro III Plus 3-Way Speaker

8-in dual-voice-coil woofer, 5-in polymer midrange, and 1-in titanium-dome tweeter. Features magnetic shielding. Power handling 100 W maximum; sensitivity 90 dB SPL/W/m; impedance 4 ohms\$659/pr
MTC-3. Mounting bracket. 3.13 lb\$99/pr

ProPerformer Plus 3-Way Speaker

3-piece 4.5-in fiber cone driver and 8-in dual-voice-coil polymer woofer. Power handling 100 W; imp 4 ohms, 88 dB. Mounting hardware, black- or white-matte finish\$439/pr
ProPerformer. As above, without 8-in woofer. Power handling 60 W; sens 88 dB\$199/pr

Pro VIII 2-Way In-Wall Speaker

6½-in high-polymer-laminate woofer and 1-in titanium-dome tweeter. Magnetic shielding; optional wall and ceiling-mounting hardware. Power handling 150 W cont avg; sens 90 dB SPL/W/m; FR 55-27,000 Hz; imp 8 ohms; crossover point 3,000 Hz\$429/pr
MTC-51. Wall-mounting system. Black. 12 lb\$199/pr

Pro III 2-Way Speaker

5-in polymer midbass and 1-in titanium-dome tweeter. Features magnetic shielding; die-cast enclosure. Power handling 100 W max; sens 87 dB SPL/W/m\$299/pr
MTC-2. Wall/ceiling-mount system. Includes MTC-1.\$69 ea

JBL Series

JBL2800 2-Way Bookshelf Speaker

8-in polymer-laminate woofer and ½-in pure-titanium-dome tweeter. Power handling 125 W cont avg; FR 55-23,000 Hz; sens 89 dB SPL/W/m; imp 8 ohms; crossover point 2,500 Hz. Oak finish. 11 x 22½ x 9½ in; 20 lb ea\$358/pr
JBL2600. As above, 6½-in woofer. Power handling 100 W cont avg; FR 60-23,000 Hz; crossover point 3,000 Hz\$258/pr
JBL2500. As above, 5¼-in woofer. Power handling 80 W cont avg; FR 90-23,000 Hz; sens 88 dB SPL/W/m\$198/pr

Subwoofers

B460 Subwoofer

18-in driver mounted in 8-cu-ft vented enclosure. 3rd-order quasi-Butterworth design featuring die-cast aluminum frame; foam surround; edge-wound voice coil with 4-in diameter; 20-lb high-flux symmetrical-field-geometry magnet structure to reduce second-harmonic distortion; 1-in-thick density-compressed wood enclosure. Min power 200 W; imp 8 ohms; crossover point 63 Hz (external crossover); sens 94 dB SPL/W/m. 24¼ x 38¼ x 24¼ in\$2,150

B380 Subwoofer

15-in woofer with 4-in ribbon-wire voice coil in a vented alignment. Features hand-crafted oiled black-walnut-veneer cabinet; biamp option with BX63A (below). Max power 600 W; crossover frequency 63 Hz; sens 90 dB SPL/W/m; 20¼ x 27½ x 17 in\$999

BX63A Dividing-Summing Network

Matches characteristics of JBL B380 and B460 subwoofers. Features active low-pass filter with adjustable crossover frequency (63 to 125 Hz.) Passive high-pass will bridge stereo amp to provide single-ch drive. Adjustable imp compensation for different amps. S/N 95 dB; THD 0.01%; max outputs 18 dBV (10,000-ohm output load)\$399

JENSEN

Model 3152 3-Way Speaker

Bass-reflex design with 15-in woofer, 5-in cone midrange, and 3-in ferrofluid-filled cone tweeter. Power handling 80 W cont avg; sens 94 dB SPL/W/m; FR 33-21,000 Hz; imp 8 ohms. Hickory finish. 18½ x 32 x 11½ in; 35½ lb ea\$400/pr

Model 3080 2-Way Speaker

Floor-standing, bass-reflex design with 8-in dual woofers and 3-in ferrofluid-filled cone tweeter. Power handling 60 W cont avg; sens 91 dB SPL/W/m; FR 43-21,000 Hz; imp 6-8 ohms. Hickory finish. 10½ x 38½ x 13 in\$360/pr

Model 3122 3-Way Speaker

Bass-reflex design with 12-in woofer, 5-in cone midrange, 3-in ferrofluid-filled cone tweeter. Power handling 60 W cont avg; sens 91 dB SPL/W/m; FR 43-21,000 Hz; imp 8 ohms. Hickory finish. 15½ x 29 x 9¾ in; 28½ lb ea\$285/pr

Model 3103 3-Way Speaker

Features 10-in woofer, 5-in cone midrange, and 3-in ferrofluid-filled cone tweeter. FR 43-21,000 Hz; power handling 50 W cont avg; sens 90 dB SPL/W/m; imp 8 ohms. Hickory finish. 13 x 26 x 10½ in\$220/pr

Model 2650 2-Way Bookshelf Speaker

Bookshelf design with 6½-in woofer and 3-in ferrofluid-filled cone tweeter. FR 55-21,000 Hz; power handling 50 W cont avg; sens 90 dB SPL/W/m; imp 8 ohms. Hickory finish. 11 x 15 x 6 in; 11 lb ea\$150/pr

JPW LOUDSPEAKERS BY AUDIOPHILE SYSTEMS

AP3 2-Way Speaker

Infinite-baffle design with 8-in doped paper-cone woofer, and ¾-in soft-plastic dome-tweeter with ferrofluid damping. Features terminals for biwiring. Power handling 100 W cont; FR 5-20,000 Hz ± 3 dB; sens 100 dB SPL/W/m; imp 8 ohms. Hand-crafted in walnut, black ash, blond ash. 13 x 20 x 11 in; 26 lb\$695/pr

AP2 2-Way Speaker

Infinite-baffle design with 8-in doped paper-cone woofer and ¾-in soft-plastic dome tweeter with ferrofluid damping. Features terminals for biwiring. Power handling 80 W cont; FR 65-20,000 Hz ± 3 dB; sens 80 dB SPL/W/m; imp 8 ohms. Real-wood finishes of walnut, black ash, blond ash. 10 x 17 x 10 in; 21 lb\$525/pr

PI 2-Way Speaker

Infinite-baffle design with 8-in doped paper-cone woofer and ¾-in soft-plastic-dome tweeter with ferrofluid damping. Power handling 70 W cont; FR 65-20,000 Hz ± 3 dB at 2m on axis; sens 90 dB SPL/W/m; nom imp 8 ohms. Real-wood finishes of walnut, black ash, or blond ash. 10 x 17 x 10 in; 17 lb\$450/pr

Sonata Plus 2-Way Speaker

8-in paper-cone woofer with PVC surround and 1-in aluminum-dome tweeter with ferrofluid damping. Features terminals for biwiring. Power handling 70 W cont; frequency response 70-20,000 Hz ± 3 dB at 2m on axis. Real-wood finish options of blond ash, black ash, and walnut. 9 x 13 x 8½ in; 11 lb\$395/pr

Sonata 2-Way Bookshelf Speaker

8-in paper-cone bass woofer with PVC surround and ½-in dome tweeter with ferrofluid damping. Power handling 70 W cont; FR 70-20,000 Hz ± 3 dB at 2m on axis. Real finished-wood veneer polished in blond ash, walnut, or black ash. 9 x 13 x 8½ in; 10 lb\$325/pr

Minim 2-Way Speaker

5-in paper-cone woofer with foam surround and ½-in dome tweeter with ferrofluid damping. Features terminals for biwiring. Power handling 70 W cont; FR 70-20,000 Hz ± 3 dB at 2m on axis. Black vinyl. 7 x 7 x 8 in; 6 lb ..\$250/pr

JRM

Reference System Powered 4-Way System

9-piece system; two 18-in subwoofers; satellites with four 8-in midbasses, horn midrange, and horn tweeter; preamp; 6-band remote EQ; 4-

SPEAKERS

way active crossover; two 750-W mono power amps. Frequency response 18-20,000 Hz. Optional finish \$15,000/sys

Monitor Powered Subwoofer/Satellite System
3-piece system with 4-way stereo configuration. Subwoofer: two 12-in polypropylene drivers; satellite: three 6½-in midbasses, 3-in mid-range, and two piezo-horn tweeters. Subwoofer module houses 7-way active crossover with 7 level controls and seven 350-W (into 2 ohms) amp modules. Time-aligned drivers; protection circuit. FR 18-20,000 Hz \$5,500/sys
As above, dual subwoofer enclosures \$7,500
12 V dc, 21,000 Hz power-supply \$75

VLS Satellite Tower 3-Way Speaker
Sealed, vertical-line-source design with six 6½-in polypropylene midbasses, 3 x 27-in diffraction-horn midranges, 1½-in horn-tweeter. Features adjustable time-aligned drivers; uniform 140° horizontal dispersion. FR 20-20,000 Hz; min amp power 50 W \$2,800 ea
HLS Pro Satellite. As above, horizontal-line-source with six 10-in midbasses, larger mid-range drivers, 2 tweeters \$3,700

S18B-5 Powered Subwoofer
Proprietary alignment with 18-in woofer. Features 2-way active crossover with bass/midbass EQ. Woofer: FR 20-200 Hz; amp: 200 W cont avg; slew rate 100 V/μs; SN 102 dB; THD 0.02%; power bandwidth 0.6-75,000 Hz. Crossover: signal-to-noise ratio 94 dB; total harmonic distortion 0.001%. 8-cu-ft box \$2,500 ea

S15A-5 Powered Subwoofer
Proprietary alignment with 15-in woofer. Features 2-way active crossover with bass/midbass EQ. Woofer: FR 20-250 Hz. Amp: 200 W cont avg; power supply 340 joules, 1,000 volt-amp toroid; slew rate 100 V/μs; SN 102 dB; total harmonic distortion 0.02%; power bandwidth 0.6-75,000 Hz. Crossover: SN 94 dB; total harmonic distortion 0.001% \$2,200 ea

D15A-5 Powered Subwoofer
Proprietary alignment with two 15-in polypropylene woofers. Features 2-way active crossover with bass/midbass EQ. Woofer: FR 19-300 Hz. Amp: 500 W cont avg; slew rate 100 V/μs; SN 102 dB; THD 0.02%; power bandwidth 0.6-75,000 Hz. Crossover: SN 94 dB; THD 0.001%; 10-cu-ft box \$2,200 ea

D12A-5 Subwoofer
Proprietary alignment with two 12-in woofers. Features 2-way active crossover with bass-midbass equalizer. Woofer: FR 19-400 Hz. Amp: 500 W cont avg; slew rate 100 V/μs; SN 102 dB; THD 0.02%; power bandwidth 0.6-75,000 Hz. Crossover: SN 94 dB; THD 0.001%; 6-cu-ft box \$2,000 ea

S18B Subwoofer
QB3 vented design with 18-in woofer. FR 30-8250 Hz ± 1.5 dB; sens 95 SPL/W/m; min amp power 200 W cont; nominal imp 8 ohms. 8 cu. ft box; 150 lb \$1,100 ea

S15A Subwoofer
QB3 vented design with 15-in woofer. FR 30-300 Hz ± 1.5 dB; 92 SPL/W/m; min amp power 200 W cont; nominal imp 8 ohms. Optional finish and grille. 6-cu-ft box; 130 lb \$875 ea

D12A Subwoofer
QB3 vented design with two 12-in woofers. FR 27-450 Hz ± 1.5 dB; 89 SPL/W/m; min amp power 200 W; nominal imp 2/4/8 ohms. Optional finish, grille. 9-cu-ft box \$800 ea

JS AUDIO

DC1 3-Way Speaker
Vented design with two 10-in woofers, two 4-in cone midranges, and four 1-in dome tweeters. FR 22-20,000 Hz ± 2 dB; sens 96 dB SPL/W/m; min power 50 W; crossover points 400, 4,000, and 10,000 Hz; nom imp 8 ohms, min imp 4 ohms. Oak finish, optional grille. 8 x 61 x 16 in. 200 lb/pr \$5,400/pr

Model 612P 3-Way Speaker
Vented design with two 12-in woofers, two 5-in cone midranges, and four 1-in dome tweeters. FR 24-22,000 Hz ± 3 dB; sens 99 dB SPL/W/m; min power 30 W; crossover points 600, 4,000, and 10,000 Hz; nom imp 8 ohms, min imp 4 ohms. Oak finish, optional grille. 16 x 74 x 12 in. 300 lb/pr \$4,800/pr

Mesa II 4-Way Speaker
Transmission-line design with 12-in woofer, 2-in cone midrange, 1½-in horn tweeter, and 1-in horn tweeter. FR 25-25,000 Hz ± 2 dB; sens 90 dB SPL/W/m; min power 40 W; crossover points 400, 3,000, and 10,000 Hz; nom imp 8 ohms. Oak finish, optional grille. 16 x 33 x 15 in. 180 lb/pr \$4,000/pr

Model 415P 3-Way Speaker
Vented design with 15-in woofer, 5-in cone midrange, and three 1-in dome tweeters. FR 22-24,000 Hz ± 3 dB; sens 99 dB SPL/W/m; min power 30 W; crossover points 600, 4,000, and 12,000 Hz; nom imp 8 ohms. Oak finish, optional grille. 19 x 36 x 12 in. 200 lb/pr \$2,800/pr

Model 412P 3-Way Speaker
Vented design with 12-in woofer, 5-in cone midrange, and two 1-in dome tweeters. FR 24-40,000 Hz ± 3 dB; sens 98 dB SPL/W/m; min power 15 W; crossover points 600, 4,000, and 10,000 Hz; nom imp 8 ohms. Oak finish, optional grille. 16 x 27 x 12 in. 150 lb/pr \$2,000/pr

Model 313N 3-Way Speaker
Vented design with 13-in woofer, 4-in cone midrange, and 1-in dome tweeter. FR 25-22,000 Hz ± 3 dB; sens 91 dB SPL/W/m; min power 20 W; crossover points 600, 3,000 Hz; nom imp 8 ohms. Oak finish, optional grille. 16 x 32 x 12 in. 160 lb/pr \$1,800/pr

Model 310N 3-Way Speaker
Vented design with 10-in woofer, 4-in cone midrange, and 1-in dome tweeter. FR 32-22,000 Hz ± 3 dB; sens 91 dB SPL/W/m; min power 20 W; crossover points 700 and 3,000 Hz; nom imp 8 ohms. Oak finish, optional grille. 14 x 24 x 10 in. 120 lb/pr \$1,500/pr

Model 310P 3-Way Speaker
Vented design with 10-in woofer, 5-in cone midrange, and 1-in dome tweeter. FR 28-22,000 Hz ± 3 dB; sens 95 dB SPL/W/m; min power 15 W; crossover points 700 and 4,000 Hz; nom imp 8 ohms. Oak finish, optional grille. 14 x 24 x 10 in. 120 lb/pr \$1,500/pr

Model 38P 3-Way Speaker
Vented design with 8-in woofer, 3-in cone midrange, and 1-in dome tweeter. FR 32-22,000 Hz ± 3 dB; sens 93 dB SPL/W/m; min power 15 W; crossover points 700 and 4,000 Hz; nom imp 8 ohms. Oak finish, optional grille. 12 x 19 x 10 in. 65 lb/pr \$1,100/pr

Subwoofer
Vented design with 15-in woofer. FR 20-120 Hz; sens 91 dB SPL/W/m; min power 40 W; crossover point 120 Hz; nom imp 8 ohms, min imp 4

ohms. Oak finish, optional grille. 18 x 18 x 19 in. 78 lb \$900 ea

Model 26P 2-Way Speaker
Vented design with 6-in woofer and 1-in dome tweeter. FR 40-22,000 Hz ± 3 dB; sens 92 dB SPL/W/m; min power 15 W; crossover point 2,500 Hz; nom imp 8 ohms. Oak finish, optional grille. 10 x 16 x 11 in. 45 lb/pr \$600/pr

Model 28P 2-Way Speaker
Acoustic-suspension design with 8-in woofer and 1-in dome tweeter. FR 38-22,000 Hz ± 4 dB; sens 91 dB SPL/W/m; min power 15 W; crossover point 2,500 Hz; nom imp 8 ohms. Oak finish, optional grille. 12 x 19 x 10 in. 50 lb/pr \$600/pr

Model 26J 2-Way Speaker
Acoustic design with 6-in woofer and 1-in dome tweeter. FR 46-21,000 Hz ± 4 dB; sens 94 dB SPL/W/m; min power 5 W; crossover point 2,500 Hz; nom imp 8 ohms. Oak finish, optional grille. 8 x 12 x 8 in. 35 lb/pr \$450/pr

JVC

SP-XS6BK Surround Speaker System
Acoustic-suspension design with 5-in full-range driver. Features columnar shape. Power handling 90 W max; FR 50-12,000 Hz; sens 83 SPL/W/m; imp 8 ohms. 8 x 26½ x 8 in; 10 lb \$180/pr

Super Digifine Series

SX-911WD 3-Way Speaker
Acoustic-suspension design with 12-in cloth-carbon woofer, 4½-in cloth-carbon midrange, 1-in amorphous-diamond-coated dome tweeter. Features 3-part crossover network; round-cornered front baffle. Power handling 300 W max; FR 40-50,000 Hz; sens 91 dB SPL/W/m; imp 6 ohms; crossover points 500 and 4,000 Hz. 15 x 26¼ x 13½ in; 63 lb \$720 ea

KEF

Reference Series

Model 107/2 3-Way Speaker
Coupled-cavity bass system with two 10-in woofers, each rear-loaded with sealed enclosure, feeding common ported enclosure and venting through top of bass enclosure. Woofers joined by force-canceling rod to eliminate enclosure vibrations. Pivoting midrange/tweeter head assembly contains 5-in polypropylene-cone midrange driver and 1-in aluminum-dome tweeter with ferrofluid cooling. Contoured midrange and tweeter enclosures. Conjugate load-matching network gives speaker uniform resistive imp; separate input terminals for biampifying and biwiring. The KUBE 107/2 active EQ provides fixed mid- and high-frequency EQ and adjustable bass EQ. Power handling 300 W cont; FR 20-20,000 Hz ± 2 dB; sens 90 dB SPL/2.83 V/m; imp 4 ohms. Genuine walnut-, black-ash, or rosewood-veneer finish. 13 x 46 x 17½ in; 99 lb ea. \$5,900/pr

Model 105/3 4-Way Speaker
Uni-Q upper-midrange/tweeter driver with ¾-in soft-dome tweeter located at apex of 6½-in upper-midrange driver's cone. Two 6½-in lower midrange drivers, above and below Uni-Q driver; two 8-in woofer in coupled-cavity configuration with 6½-in output port; force-canceling rod joining woofers to eliminate enclosure vibrations; conjugate load-matching network gives speaker uniform-resistive imp; separate input terminals for biamping or biwiring. Power

SPEAKERS

handling 300 W cont; FR 49-20,000 Hz \pm 2.5 dB; sens 93 dB SPL/2.83 V/m; imp 4 ohms. Genuine walnut- or black-ash veneer finish. 11 x 43½ x 16 in; 93 lb ea \$3,900/pr

Model 104/2 3-Way Speaker

Vertically aligned 8-in cone woofers in coupled-cavity, two 4½-in cone midranges, and 1-in ferrofluid-cooled dome tweeter. Conjugate load-matching network. Power handling 200W max; FR 35-20,000 Hz, \pm 2 dB; sens 92 dB SPL/W/m; imp 4 ohms; 11 x 35½ x 16½ in; 70.5 lb. Walnut, rosewood, or black ash \$2,400/pr
104/2 KUBE. Active bass EQ with controls for contour and extension \$2,000/pr

Model 102/2 3-Way Speaker

Uni-Q driver with 6½-in polypropylene-cone midrange and ¼-in soft-dome tweeter; 6½-in long-excursion woofer in single-coupled-cavity enclosure. Boundary-assisted alignment provides flat response when system is placed against wall; conjugate load-matching network gives speaker-uniform resistive imp. Power handling 150 W cont; FR 50-20,000 Hz \pm 2.5 dB; sens 89 dB SPL/2.83 V/m; imp 4 ohms. Genuine walnut- or black-ash veneer finish. 8½ x 20 x 10¼ in; 24 lb ea \$1,200/pr

Model 101/2 2-Way Bookshelf Speaker

Uni-Q driver with 6½-in polypropylene-cone woofer in sealed enclosure and ¼-in soft-dome tweeter. Bass-system enclosure employs boundary-assisted alignment for flat response when system is placed against wall. Power handling 150 W cont; FR 50-20,000 Hz \pm 2.5 dB; sens 88 dB SPL/2.83 V/m; imp 4 ohms. Walnut or black-ash veneer finish \$800/pr

Reference Series Option

KUBE 200 Equalizer. Active EQ goes between preamp and power amp, or in tape-monitor loop, to provide bass extension and EQ. For models 105/2, 102/2, and 101/2. User-adjustable low-frequency EQ (below 160 Hz) and high-frequency EQ (above 1,000 Hz). Extends response of models 105/2, 102/2, and 101/2. \$400

Q Series

Q90 3-Way Speaker

Reflex-loaded 8-in woofer with 1½-in coil diam-

eter, 8-in midrange with 1½-in coil, and 1-in polymer-dome tweeter. Power handling 10-150 W; FR 40-20 Hz \pm 3 dB; sens 89 dB; nom imp 8 ohms; max output 112 dB. 9¼ x 35 x 12½ in; 41.1 lb \$999/pr

Q80 2-Way Speaker

8-in woofer with 1½-in coil, 8-in passive radiator, and 1½-in fluid-cooled polymer-dome tweeter. Power handling 10-125 W; frequency response 57-20 Hz \pm 3 dB; sensitivity 89 dB; nominal impedance 8 ohms; maximum output 110 dB. 9¼ x 29¼ x 10¼ in; 28.4 lb \$799/pr

QP60 2-Way Bookshelf Speaker

Reflex-design 8-in woofer with 1½-in coil and 1-in fluid-cooled polymer-dome tweeter. Power handling 10-100 W; FR 60-20 Hz \pm 3 dB; sens 90 dB; nom imp 8 ohms; max output 110 dB. 9¼ x 18¼ x 10¼ in; 15.8 lb \$599/pr

K Series

K160 2-Way Speaker

8-in woofer with 1-in coil and 8-in passive radiator, and 1-in fluid-cooled dome tweeter. Power handling 10-125 W; frequency response 48-20,000 Hz \pm 3 dB; sensitivity 89 dB; nominal impedance 8 ohms; maximum output 110 dB. 10¼ x 28¼ x 9¼ in; 26 lb \$549/pr

K140 2-Way Wall/Shelf-Mount Speaker

8-in woofer with 1-in coil and 1-in fluid-cooled dome tweeter. Power handling 10-100 W; FR 55-20,000 Hz \pm 3 dB; sens 89 dB; nom imp 8 ohms; max output 109 dB. 10¼ x 19¼ x 9¼ in; 19.25 lb \$399/pr

K120 2-Way Wall/Shelf-Mount Speaker

6½-in woofer with 1-in coil and 1-in fluid-cooled dome tweeter. Power handling 10-80 W; FR 65-20,000 Hz \pm 3 dB; sens 87 dB; nom imp 8 ohms; max output 107 dB. 8¼ x 13¼ x 9¼ in; 9 lb \$249

KENWOOD

LSK-06S Surround Sound Speaker

Acoustic air-suspension design with 4-in full-range driver for rear-channel applications. Max input power 40 W; FR 80-20,000 Hz; sens 90 dB/W/m. Pentagonal cabinet with 90-degree angle. Includes wall-mounting brackets \$99
LSK-02S. As above, without pentagonal cabinet \$69

Spectrum Series

LSK-904 3-Way Speaker

Bass-reflex enclosure with 12-in woofer, 5-in midrange, 2-in tweeter. Power handling 160 W; frequency response 35-20,000 Hz; sensitivity 92 dB/W/m; crossover points 2,000, 5,000 Hz; impedance 8 ohms. Simulated teak finish. 13¼ x 36¾ x 10¼ in; 27.6 lb ea \$279/pr

LSK-704 3-Way Bookshelf Speaker

Acoustic-suspension enclosure with 12-in woofer, 5-in midrange, 2-in tweeter. Power handling 160 W; FR 40-20,000 Hz; sens 91 dB/W/m; crossover points 2,000, 5,000 Hz; imp 8 ohms. Simulated teak finish. 14¼ x 26¼ x 10¼ in; 22.5 lb ea \$285/pr

LSK-504 3-Way Bookshelf Speaker

Bass-reflex enclosure with 10-in woofer, 4-in midrange, 2-in tweeter. Power handling 130 W; FR 45-20,000 Hz; sens 90 dB/W/m; crossover points 2,000, 5,000 Hz; imp 8 ohms. Simulated light-teak finish. 14 x 24¼ x 10½ in; 19.4 lb ea \$220/pr

LSK-304 2-Way Bookshelf Speaker

Acoustic-suspension enclosure with 8-in woofer, 2-in tweeter. Power handling 100 W; FR 50-20,000 Hz; sens 90 dB/W/m; crossover point 5,000 Hz; imp 8 ohms. Simulated light-teak finish. 12¼ x 22¼ x 8 in; 13.9 lb ea \$145/pr

LSK-06S Rear Surround Speaker

Full-range design for rear-channel applications. Features acoustic-suspension, wedge-shaped enclosure with 4-in driver. Power handling 40 W; FR 80-20,000 Hz; sens 90 dB/W/m; imp 8 ohms. Simulated light-teak finish. 7¼ x 10¼ x 5¼ in; 3.5 lb ea \$99/pr

LSK-02S Rear Surround Speaker

Full-range design for rear-channel applications. Features acoustic-suspension enclosure with 4-in driver. Power handling 20 W; frequency response 80-20,000 Hz; sensitivity 90 dB/W/m; impedance 8 ohms. Simulated light-teak finish. 5½ x 7½ x 5 in; 2.75 lb ea \$69/pr

KINETIC AUDIO

Architectural In-Wall Speakers

Rex (Trapezoid) 4-Way Speaker

12-in mineral-filled polymer-cone woofer, 6½-in mineral-filled polymer-cone midrange, 1¼-in synthetic-dome tweeter, ¼-in synthetic-dome super tweeter (tweeters have magnetic-liquid cooling/damping and are in separate sub-enclosures). Features cross-vented magnet structures; power handling by single, bi, or triamplification; linear phased driver arrangement in mirror-image pairs; front-mounted level controls. Power handling 15-200 W; FR 18-22,000 Hz \pm 2.5 dB; sens 91 dB SPL/W/m; imp 8 ohms; crossover points 180, 2,000, 7,000 Hz. Rounded-black grilles with nonresonant frame. 13 x 38 or 48 x 6½ in; 28 lb \$1,500/pr

Identity 3-Way Speaker

12-in mineral-filled polymer-cone woofer, 6½-in mineral-filled polymer-cone midrange, 1¼-in synthetic-dome tweeter with magnetic-liquid cooling/damping. Features cross-vented magnet structures; power handling by single or bi-amplification; linear-phased driver arrangement in mirror-image pairs; front-mounted level controls. Power handling 15-200 W; FR 18-22,000 Hz \pm 2.5 dB; sens 91 dB SPL/W/m; imp 8 ohms; crossover points 180, 2,000 Hz. Rounded black grilles with nonresonant frame. 13 x 24 x 7 in; 19 lb \$900/pr
Adaptor. For Identity or REX. Allows speakers to be fitted in shallow walls. Available in several colors or walnut- or oak-veneered finish. Includes mounting hardware \$150/pr

In-Wall Subwoofer

12-in woofer. Features 180-Hz passive crossover with separate direct-to-woofer terminals. Power handling 15-150 watts; frequency response 20-20,000 Hz \pm 2.5 dB; sensitivity 91 dB SPL/W/m; impedance 8 ohms. Removable-rounded grille with nonresonant frame. Available in several colors. 15 lb \$500/pr

Stat Small-Wall 2-Way Speaker

8-in mineral-filled polymer-cone woofer with 30-oz magnet. 1-in dome tweeter with magnetic-liquid cooling/damping, replaceable voice-coil dome diaphragm. Features level control; film capacitors; air-core choker coils; nonresonant 1-in thick baffle/panel. Power handling 15-100 W; FR 36-20,000 Hz \pm 2.5 dB; sens 90 dB; imp 8 ohms; crossover point 2,000 Hz. Removable rounded grille. Available in several colors. 9 x 14 x 3½ in; 14 lb \$499/pr



KEF K Series

SPEAKERS

Basic Series

Trapezoid 4-Way Speaker

Vented design with 12-in mineral-filled polymer-cone woofer, 6½-in mineral-filled polymer-cone midrange, 1-in dome tweeter, ¼-in dome supertweeter (tweeters have magnetic-liquid cooling/damping). Features front-mounted level controls; linear-phased driver arrangement. Power handling 25-200 W; FR 18-22,000 Hz ± 2.5 dB; sens 90 dB SPL/W/m; imp 8 ohms; crossover points 180, 2,000, 9,000 Hz. Contemporary-styled cabinet, utility finish. 16 x 40 x 14 in; 105 lb \$2,000/pr

Identity (Impulse) 3-Way Speaker

12-in mineral-filled polymer-cone woofer, 6½-in mineral-filled polymer-cone midrange, 1-in dome tweeter with magnetic-liquid cooling/damping and replaceable voice-coil dome diaphragm. Features large magnet structures; linear-phased driver arrangement; front-mounted level controls. Power handling 15-200 Hz; frequency response 18-22,000 Hz ± 2.5 dB; sensitivity 91 dB SPL/W/m; imp 8 ohms; crossover points 180, 2,000 Hz. Contemporary-styled enclosure, utility finish. Dimensions: 14½ x 26 x 14 in; 75 lb \$1,000/pr

Stat 2-Way Speaker

Vented design with 8-in mineral-filled polymer-cone woofer, 1-in dome tweeter with magnetic-liquid and replaceable voice-coil dome diaphragm. Features large magnet structures; linear-phased driver arrangement; front-mounted level controls. Power handling 15-100 W; FR 38-20,000 Hz ± 2.5 dB; sens 92 dB SPL/W/m; imp 6 ohms; crossover point 2,000 Hz. Contemporary-styled cabinet, utility finish. 10 x 16 x 9 in; 40 lb \$700/pr

Standard Series

Titan/Trapezium 6-Way Speaker

Vented design with two 12-in mineral-filled polymer-cone woofers, 1 infrasonic subwoofer and 1 subwoofer, 6½-in mineral-filled polymer-cone midrange, 2-in textile-dome midtweeter, 1½-in synthetic-dome tweeter, ¼-in synthetic-dome supertweeter. Features cross-vented magnet structures; terminal cluster; 5-way binding posts; linear-phased driver arrangement in mirror-image pairs. Power handling 45-200 W; FR 12-22,000 Hz ± 2 dB; sens 91 dB SPL/W/m; imp 6 ohms; crossover points 60, 90, 500, 3,000 Hz. Contemporary-style walnut veneer cabinets with black grilles. 18 x 60 x 22 in; 265 lb \$8,000/pr

Trapezium 5-Way Speaker

Vented design with 12-in mineral-filled polymer-cone woofer, 6½-in mineral-filled polymer-cone midrange, 2-in dome midtweeter, 1½-in synthetic-dome tweeter, ¼-in synthetic-dome supertweeter (tweeters have magnetic-liquid cooling/damping). Features linear-phased driver arrangement in mirror-image pairs; front-mounted level controls. Power handling 25-200 W; FR 12-22,000 Hz ± 2 dB; sens 90 dB SPL/W/m; imp 6 ohms; crossover points 90, 500, 3,000, 7,000 Hz. Walnut veneer cabinet with rounded black grilles. 16 x 60 x 20 in; 250 lb \$6,000/pr

Labyrinth 4-Way Speaker

Vented design with 12-in mineral-filled polymer-cone woofer, 6½-in mineral-filled polymer-cone midrange, 2-in synthetic-dome tweeter, 1½-in synthetic-dome tweeter (tweeters have magnetic-liquid cooling/damping). Features linear-phased driver arrangement in mirror-

image pairs; front-mounted level controls. Power handling 25-200 W; FR 16-22,000 Hz ± 2 dB; sens 90 dB SPL/W/m; imp 6 ohms; crossover points 180, 500, 3,000 Hz. Walnut veneer cabinet with nonresonant frame. 16 x 48 x 18 in; 185 lb \$4,000/pr

Trapezoid 4-Way Speaker

Vented design with 12-in mineral-filled polymer-cone woofers, 6½-in mineral-filled polymer-cone midrange, 1½-in synthetic-dome tweeter, ¼-in synthetic-dome supertweeter (tweeters have magnetic-liquid cooling/damping). Features linear-phased driver arrangement in mirror-image pairs; front-mounted level controls. Power handling 25-200 W; FR 18-22,000 Hz ± 2 dB; sens 91 dB SPL/W/m; imp 8 ohms; crossover points 180, 2,000, 9,000 Hz. Contemporary-style walnut-veneer cabinet with rounded-black grilles. 16 x 40 x 14 in; 120 lb \$2,500/pr

Identity (Impulse) 3-Way Speaker

Vented design with 12-in mineral-filled polymer-cone woofer, 6½-in mineral-filled polymer-cone midrange, 1½-in synthetic-dome tweeter with magnetic-liquid cooling/damping. Features cross-vented magnet structures; linear-phased driver arrangement in mirror-image pairs; front-mounted level controls. Power handling 15-200 W; FR 18-22,000 Hz ± 2.5 dB; sens 91 dB SPL/W/m; imp 8 ohms; crossover points 180, 2,000 Hz. Contemporary-style walnut veneer cabinet with rounded black grilles. 14½ x 26 x 14 in; 95 lb \$1,500/pr

Stat Miniature Monitor 2-Way Speaker

Vented design with 6½-in mineral-filled polymer-cone woofer, 1½-in synthetic-dome tweeter with magnetic-liquid cooling/damping. Features cross-vented magnet structures; linear-phased driver arrangement in mirror-image pairs; front-mounted level control. Power handling 15-100 W; FR 38-22,000 Hz ± 2.5 dB; sens 91 dB SPL/W/m; imp 6 ohms; crossover point 2,000 Hz. Contemporary-style walnut-veneer cabinet with rounded-black grilles. 9 x 15 x 9 in; 35 lb \$1,000/pr

Subwoofers

Trapezoid Subwoofer

12-in polypropylene driver. Features 180-Hz passive crossover with separate direct-to-woofer terminals; in mirror-image pairs; 5-way binding posts. Power handling 25-350 watts; frequency response 16-2,000 Hz ± 1.5 dB; sensitivity 92 dB SPL/W/m; impedance 8 ohms. Walnut- or oak-veneered enclosure; black grille. Dimensions: 16 x 40 x 14 in; 95 lb \$900/pr
Utility finish, less grilles \$700/pr

Stat Subwoofer

Ported design with 12-in polypropylene driver. Features 180-Hz crossover with separate direct-to-woofer terminals; 5-way binding posts. Power handling 15-350 W; FR 18-2,000 Hz ± 2 dB; sens 93 dB SPL/W/m; imp 8 ohms. Walnut- or oak-veneered enclosure; black grille. 14½ x 26 x 14 in; 85 lb \$700/pr
Utility finish, less grilles \$500/pr

AMIEURO Series

Titan/Trapezium 6-Way Speaker

Two 12-in mineral-filled polymer-cone woofers, 1 infrasonic subwoofer, and 1 subwoofer, 6½-in mineral-filled polymer-cone midrange, 2-in textile-dome mid-tweeter, 1½-in synthetic-dome tweeter, ¼-in synthetic-dome super tweeter (tweeters with magnetic-liquid cooling/

damping). Features cross-vented magnet structures; terminal cluster, 5-way binding posts; linear-phased driver arrangement in mirror-image pairs; front-mounted fuses; level controls. Power handling 45-200 W; FR 12-22,000 Hz ± 1.5 dB; sens 91 dB SPL/W/m; imp 6 ohms; crossover points 60, 90, 180, 500, 750, 3,000, 3,500, 7,000, 9,000 Hz. Includes stands, pointed stems, and/or casters. European-styled walnut- or oak-veneer cabinet with rounded black grilles. 16 x 60 x 24 in; 265 lb \$10,000/pr

Trapezium 5-Way Speaker

12-in mineral-filled polymer-cone woofer, 6½-in mineral-filled polymer-cone midrange, 2-in textile-dome mid-tweeter, 1½-in synthetic-dome tweeter, ¼-in synthetic-dome supertweeter (tweeters with magnetic-liquid cooling/damping). Features cross-vented magnet structures; terminal cluster; 5-way binding posts; linear-phased driver arrangement in mirror-image pairs; front-mounted fuse; level controls. Power handling 45-200 W; frequency response 12-22,000 Hz ± 1.5 dB; sensitivity 91 dB SPL/W/m; impedance 6 ohms; crossover points 90, 180, 500, 750, 3,000, 3,500, 7,000, 9,000 Hz. Includes stands, pointed stems, and/or casters. European-styled walnut- or oak-veneer cabinet with rounded black grilles. Dimensions: 14½ x 60 x 22 in; 215 lb \$7,500/pr

Labyrinth 4-Way Speaker

12-in mineral-filled polymer-cone woofer, 6½-in mineral-filled polymer-cone midrange, 2-in textile-dome mid-tweeter, ¼-in synthetic-dome tweeter (tweeters with magnetic-liquid cooling/damping). Features cross-vented magnet structures; terminal cluster; 5-way binding posts; linear-phased driver arrangement in mirror-image pairs; front-mounted fuse; level controls. Power handling 35-200 Hz; FR 16-22,000 Hz ± 1.5 dB SPL/W/m; imp 6 ohms; crossover points 90, 180, 500, 750, 3,000, 3,500 Hz. Includes stands, pointed stems, and/or casters. European-styled walnut- or oak-veneer cabinet with rounded black grille. 14½ x 48 x 20 in; 185 lb \$5,000/pr

Trapezoid 4-Way Speaker

12-in mineral-filled polymer-cone woofer, 6½-in mineral-filled polymer-cone midrange, 1½-in synthetic-dome tweeter with magnetic-liquid cooling/damping. Features cross-vented magnet structures; terminal cluster; 5-way heavy-duty binding posts; linear-phased driver arrangement in mirror-image pairs; front-mounted fuses; level controls. Power handling 25-200 Hz; FR 18-22,000 Hz ± 1.5 dB SPL/W/m; imp 8 ohms; crossover points 90, 180, 1,800, 2,000, 7,000, 9,000 Hz. Includes stands, pointed stems, and/or casters. European-styled walnut- or oak-veneer cabinet with rounded black grille. 14½ x 48 x 16 in; 120 lb \$3,000/pr

Identity 3-Way Speaker

12-in mineral-filled polymer-cone woofer, 6½-in mineral-filled polymer-cone midrange, 1½-in synthetic-dome tweeter with magnetic-liquid cooling/damping. Features cross-vented magnet structures, terminal cluster, 5-way heavy-duty binding posts; linear-phased driver arrangement in mirror-image pairs; front-mounted fuse; level controls. Power handling 15-200 W; FR 18-22,000 Hz ± 1.5 dB; sens 92 dB SPL/W/m; imp 8 ohms; crossover points 90, 180, 1,800, 2,000 Hz. European-styled walnut- or oak-veneer cabinet with rounded-black grille. 14½ x 36 x 16 in; 95 lb \$2,000/pr

Stat 2-Way Speaker

Vented design with 8-in mineral-filled polymer-

SPEAKERS

cone woofer, 1½-in synthetic-dome tweeter with magnetic-liquid cooling/damping. Features cross-vented magnet structures; terminal cluster; 5-way binding posts; linear-phased driver arrangement in mirror-image pairs; front-mounted fuse; level controls. Power handling 15-100 W; FR 38-22,000 Hz ± 1.5 dB; sens 93 dB SPL/W/m; imp 8 ohms; crossover points 1,800, 2,800 Hz. European-styled walnut- or oak-veneer cabinet with rounded black grille. 10 x 26 x 10 in; 45 lb \$1,500/pr

KLH

Calibre 3 2-Way Speaker

3-piece system with two 6½-in polymer voice-coil woofers, 4½-in polypropylene-cone woofers, and 1-in ferrofluid-dome tweeter. Power handling 5/200 W; FR 45-20,000 Hz ± 3 dB; imp 6 ohms avg. Satellite: black-oak vinyl, bass module: black vinyl. Satellite: 5¼ x 9 x 5½ in; bass module: 8¼ x 14¼ x 9½ in \$599/sys

CS-2503 Subwoofer/Satellite System

Two 5¼-in woofers in bass module; two 4½-in woofers, ¾-in poly-dome tweeter in each satellite. Frequency response 50-20,000 Hz ± 3 dB; crossover points 200, 4,000 Hz; sensitivity 86 dB SPL/W/m; min power 40 W/ch; impedance 6/4 nom/min ohms. Black-Nextel finish with black-knit grille. Satellite 5 x 5 x 8½ in; woofer module 12 x 17 x 8 in; 33 lb/sys \$335/sys

K-831 Subwoofer/Satellite System

8-in dual voice-coil woofer in bass module; two 5-in woofers, ¾-in poly-dome tweeter in each satellite. FR 50-20,000 Hz ± 3 dB; crossover points 250, 4,000 Hz; sens 86 dB SPL/W/m; min power 40 W/ch; imp 6/4 nom/min ohms. Oak-vinyl finish with black-knit grille. Satellites 5 x 5 x 8 in; woofer module 12 x 12 x 10 in; 29 lb/sys \$290/sys

Accord Series

Model 383 3-Way Speaker

Two 8-in polypropylene-cone woofers, 5¼-in midrange, and 1-in ferrofluid-cooled dome tweeter. Features magnetic shielding. Power handling 5/150 W; FR 45-20,000 Hz; sens 89 dB; imp 4 ohms. Oak-grain vinyl finish. 11¼ x 31½ x 11¼ in \$650/pr

Model 382 2-Way Speaker

Two 8-in polypropylene-cone woofers and 1-in ferrofluid-cooled dome tweeter. Features magnetic shielding. Power handling 5/150 W; FR 45-20,000 Hz; sens 89 dB; imp 4 ohms. Oak-grain vinyl finish. 11¼ x 28½ x 11¼ in \$600/pr

Model 21 2-Way Speaker

Two 6½-in polypropylene-cone woofers and 1-in ferrofluid-cooled dome tweeter. Features magnetic shielding. Power handling 5/120 W; FR 50-20,000 Hz; sens 88 dB; imp 4 ohms. Oak-grain vinyl finish. 9 x 21½ x 9¼ in \$340

Contempo Series

Contempo 3 Subwoofer/Satellite System

Dual-voice-coil 8-in in bass module, 5-in woofer, and 1-in dome tweeter in each satellite. Power handling 5/175 W; frequency response 50-20,000 Hz; sensitivity 86 dB; nominal impedance 8 ohms; crossover points 200, 3,000 Hz. Black-lacquer finish. Satellite: 6½ x 11 x 7¼ in, bass module: 6¼ x 20 x 12¼ in. \$549/sys

Model 82 2-Way Speaker

8-in polypropylene woofer and 1-in dome tweeter. Power handling 5/75 W; FR 60-20,000

Hz; sens 86 dB; nom imp 6 ohms; crossover point 3,000 Hz. Black-lacquer finish. 11¼ x 19½ x 11 in \$430/pr

Model 123 3-Way Speaker

12-in polypropylene woofer, 5-in midrange, and 1-in dome tweeter. Power handling 5/175 W; FR 40-20,000 Hz; sens 89 dB; nom imp 6 ohms; crossover points 1,500, 3,000 Hz. Black-lacquer finish. 15¼ x 31 x 12½ in \$410 ea

Heritage Series

Model 802 2-Way Speaker

8-in polypropylene woofer and 3-in tweeter. Features magnetic shielding. Power handling 5/180 W; FR 40-22,000 Hz; sens 90 dB W/m; imp 8 ohms; crossover point 2,800 Hz. 11¼ x 19½ x 11¼ in \$398/pr

Model T312D 3-Way Speaker

12-in polymer woofer, 5¼-in midrange, 1-in soft-dome tweeter and 12-in polymer-passive radiator. Power handling 5/325 W; FR 20-22,000 Hz; sens 91 dB W/m; imp 8 ohms; crossover points 900, 2,800 Hz. 15¼ x 43 x 10 in \$299 ea

Model 602 2-Way Speaker

6½-in polypropylene woofer and 3-in tweeter. Features magnetic shielding. Power handling 5/120 W; sens 88 dB W/m; imp 8 ohms; crossover point 2,800 Hz. 9 x 16½ x 9¼ in \$258/pr

Model 1203D 3-Way Speaker

12-in polymer woofer, 5¼-in midrange, and 3-in tweeter. Power handling 5/290 W; FR 24-22,000 Hz; sens 91 dB W/m; imp 8 ohms; crossover points 900, 2,800 Hz. 15¼ x 29 x 10 in \$249 ea

KLIPSCH

Klipschorn 3-Way Speaker

Horn-loaded design featuring K-33-E woofer, K-55-M midrange, and K-77-M tweeter. Power handling 100 W cont avg; FR 35-17,000 Hz ± 3 dB; sens 104 dB SPL/W/m; imp 8 ohms. 31¼ x 52 x 28½ in; 167 lb. Price depends on finish, from \$3,598/pr

Belle Klipsch 3-Way Speaker

Horn-loaded design with same components as Klipschorn. Power handling 100 W cont avg; FR 45-17,000 Hz ± 5 dB; sens 104 dB SPL/W/m; imp 8 ohms. 30¼ x 35¼ x 18¼ in. Priced depends on finish, from \$2,638/pr

La Scala. As above, available only in natural birch, stained birch, or black finishes. 23¼ x 35½ x 24½ in. Price depends on finish, from \$2,858/pr

Chorus II 3-Way Speaker

Vented design featuring 15-in subwoofer (K-48-E), horn-loaded tractrix midrange (K-61-E), and horn-loaded tweeter (K-79-K). Built-in riser base. Power handling 100 W cont avg; FR 39-20,000 Hz ± 3 dB; sens 101 dB SPL/W/m; imp 8 ohms. 18½ x 39 x 15½ in; 89 lb ea. Price depends on finish, from \$1,790/pr

Forte II 3-Way Speaker

Vented design featuring horn-loaded tractrix midrange (K-61-K) and tweeter (K-75-K), 12-in voice coil vented woofer (K-25-K), 12-in sub-bass radiator (KD-15). Built-in riser base. Power handling 100 W cont avg; FR 32-20,000 ± 3 dB; sens 99 dB SPL/W/m; imp 8 ohms. 16½ x 35¼ x 12¼ in; 56 lb ea. Price depends on finish, from \$1,298/pr

Quartet 3-Way Speaker

Vented design featuring horn-loaded tractrix

midrange (K-61-K), and tweeter (K-76-K), 10-in voice coil vented woofer (K-10-K), 12-in sub-bass radiator (KD-13). Built-in riser base. Power handling 100 W cont avg; FR 38-20,000 ± 3 dB; sens 97.5 dB SPL/W/m; imp 8 ohms. 15¼ x 31¼ x 12¼ in; 52 lb ea. Price depends on finish, from \$1,050/pr

Heresy II 3-Way Speaker

Sealed design with 12-in woofer (K-24-K), horn-loaded compression midrange (K-53-K), and tweeter (K-76-K). Power handling 100 W cont avg; FR 50-20,000 Hz ± 3 dB; sens 96 dB SPL/W/m; imp 8 ohms. 15½ x 21¼ x 13¼ in; 37 lb ea. Price depends on finish, from ... \$930/pr

Kg⁴ 2-Way Speaker

Vented design with 12-in rear-mounted sub-bass radiator (KD-12), two 8-in polymer-cone woofers (K-8), and horn-loaded tweeter (K-74). Built-in riser base. Power handling 100 W cont avg; FR 38-20,000 Hz ± 3 dB; sens 94 dB SPL/W/m; imp 6 ohms. 15¼ x 24¼ x 10¼ in; 40 lb ea. Price depends on finish, from \$672/pr

Kg³ 2-Way Speaker

Vented design with 10-in front mounted sub-bass radiator (KD-11), 8-in polymer-cone woofer (K-2), and horn-loaded tweeter (K-84). Power handling 65 W cont avg; FR 36-20,000 Hz ± 3 dB; sens 94 dB SPL/W/m; imp 8 ohms. 12¾ x 24¼ x 10¼ in; 32 lb ea \$530/pr

Kg¹ 2-Way Bookshelf Speaker

Sealed design with 6½-in polymer cone woofer (K-1), horn tweeter (K-83). Power handling 50 W cont avg; FR 50-20,000 Hz ± 3 dB; sens 90 dB SPL/W/m; imp 8 ohms; crossover frequency 2,000 Hz; 9¼ x 13 x 9¼ in; 15½ lb ea . . . \$330/pr

KORT

The following speakers feature a custom finish and metal grilles.

Proxy 3 2-Way System

Transmission-line design featuring two 12-in woofers, six 2-in cone tweeters. Power handling 750 W cont avg; FR 17-22,000 Hz; sens 96 SPL/W/m; crossover point 550 Hz; imp 4/1.9 ohms nom/min. 4 piece, 800 lb/sys . . . \$4,500/sys

CC-1E 2-Way Speaker

Transmission-line design featuring 10-in woofer, three 3-in cone tweeters. Power handling 200 W; FR 30-20,000 Hz; sens 93 SPL/W/m; crossover point 900 Hz; imp 4/3 ohms nom/min. 12 x 44 x 31 in, 158 lb ea \$1,495/pr

CC-2 2-Way Speaker

Transmission-line design featuring two 5-in woofers, 2½-in cone tweeter. Power handling 100 W; FR 55-20,000 Hz; sens 92 SPL/W/m; crossover point 4,000 Hz; imp 4 ohms. 6 x 44 x 20 in, 70 lb ea \$700/pr

CC-B 2-Way Bookshelf Speaker

Transmission-line design featuring 4-in woofer. Power handling 35 W; FR 100-17,000 Hz; sens 84 SPL/W/m; imp 8/7.5 ohms nom/min. 5 x 16 x 9 in, 15 lb ea \$235/pr

CC-W Subwoofer

Bipolar subwoofer with stand to accompany CC-B satellites. 8-in woofer; power handling 50 W cont avg; FR 50-250 Hz; sens 84 SPL/W/m; imp 8/8 ohms nom/min. Cloth grille. 6 x 17 x 25; 25 lb ea \$150 ea

2-Way Surround Speaker

Acoustic-suspension design featuring 3-in

SPEAKERS

woofer, 1/2-in dome tweeter. Power handling 30 W cont avg; FR 200-20,000 Hz; sens 88 SPL/W/m; crossover point 4,000 Hz; imp 8/7 ohms nom/min. White primed finish. 3 x 4 x 3 in \$80/pr

KOSS

KCS/350 2-Way Speaker

Tuned-port design with Two 6 1/2-in polypropylene woofers and one 1-in soft-dome tweeter. Features molded-baffle system. FR 55-22,000 Hz; sens 92 dB/W/m; nom imp 4 ohms. Black-ash vinyl cabinet. 9 1/4 x 36 x 9 1/4 in. . . . \$600 ea

KCS/250 2-Way Speaker

Tuned-port design with two 6 1/2-in polypropylene drivers and one 1-in soft-dome tweeter. Sens 88 dB/W/m; nom imp 8 ohms. Black-ash vinyl cabinet. 9 1/4 x 23 x 9 1/4 in. . . . \$500 ea

MX/2 Subwoofer

Double-chamber tuned reflex system. 8-in polypropylene-cone woofer with 1 1/2-in dual-voice coil. FR 45-120 Hz. Black-vinyl veneer. 19 1/4 x 10 x 13 in. . . . \$400 ea

KCS/150 2-Way Speaker

Tuned-port design with 6 1/2-in polypropylene woofers and 1-in soft-dome tweeter. Features molded-baffle system. FR 60-20,000 Hz; sens 86 dB/W/m; nom imp 4 ohms. Black-ash vinyl cabinet. 8 1/4 x 15 1/4 x 8 in. . . . \$350 ea

M/100 Plus 2-Way Powered Speaker

Two 4 1/2-in woofers and 1-in dome tweeter. Features built-in 20 W/ch amp. FR 50-30,000 Hz. Connects to headphone jack of any sound source, including portable CD players. 6 x 15 x 12 in. . . . \$260 ea

M/90 Plus 2-Way Surround Speaker

Two 4 1/2-in woofers and 1-in dome tweeter. FR 50-30,000 Hz; sens 85 dB/W/m; nom imp 6 ohms. 6 x 15 x 12 in. . . . \$220 ea

KCS 85 2-Way Surround Speaker

Two 4 1/2-in woofers and 1-in dome tweeter. FR 50-30,000 Hz; sens 86 dB/W/m; nom imp 6 ohms. . . . \$200 ea

M/80 Plus 2-Way Surround Speaker

Two 4 1/2-in woofers and 1-in dome tweeter. FR 55-30,000 Hz; sens 86 dB/W/m; nom imp 6 ohms. 5 1/4 x 12 1/2 x 5 1/2 in. . . . \$190 ea

KCS 65 2-Way Surround Speaker

Two 4 1/2-in woofers and 1-in dome tweeter. FR 100-30,000 Hz; sens 84 dB/W/m; nom imp 8 ohms. 4 3/4 x 8 1/4 x 5 1/2 in. . . . \$150 ea

M/60 Plus 2-Way Surround Speaker

4 1/2-in woofer and 1-in dome tweeter. FR 100-30,000 Hz; sens 84 dB/W/m; nom imp 8 ohms. 4 3/4 x 8 1/4 x 5 1/2 in. . . . \$135 ea

LANCER

LE-150A 3-Way Speaker

Vented design with 10-in woofer, 4-in cone midrange driver, 1-in dome tweeter. FR 28-20,000 Hz; Sens 89 dB SPL/W/m; crossover points 800 and 4,000 Hz; imp 8 ohms. Black knit grille, oak-lacquer finish. 14 x 39 x 11 in, 48 lb ea. . . . \$1,000/pr

LE-75 3-Way Speaker

Vented design with two 6 1/2-in woofers, 1-in dome tweeter. Frequency response 42-20,000 Hz; sens 89 dB SPL/W/m; crossover 3,200 Hz; impedance 8 ohms. Black knit grille and oak-lacquer finish. 8 x 29 x 10 in, 30 lb ea. . . \$500/pr

LE-50B 2-Way Speaker

Vented design with 6 1/2-in woofer, 3/4-in dome tweeter. FR 49-20,000 Hz; sens 88 dB SPL/W/m; crossover point 3,000 Hz; imp 8 ohms. Black knit grille and oak-lacquer finish. 9 x 14 x 8 in, 12 lb ea. . . . \$250/pr

LE-1SW Subwoofer

Band-pass design with two 6 1/2-in woofer. FR 38-160 Hz; sens 88 dB SPL/W/m; crossover point 160 Hz; imp 8 ohms. Black finish. 9 x 14 x 20 in, 35 lb ea. . . . \$250 ea

LE-25 2-Way Speaker

Vented design with 4-in woofer, 3/4-in dome tweeter. FR 55-20,000 Hz; sens 87 dB SPL/W/m; crossover point 3,500 Hz; imp 8 ohms. Black knit grille and oak-lacquer finish. 8 x 10 x 8 in, 7 1/2 lb ea. . . . \$220/pr

LINAEUM

Reference Series

The following speakers feature a LineSource mid/high-frequency driver, which uses silver-cylinder membranes.

Model 9 System

Vertical-line array design with nine 6-in LineSource drivers on each side featuring dipole performance of 100-20,000 Hz. Compression subwoofer extends system FR to 16 Hz. Includes active crossover. . . . \$9,600/sys
Model 9 Panel. Line-Source panel only. Walnut or clear-acrylic finish. 22 x 72 x 5 in. \$6,950 ea
Subwoofer. 9-in diameter by 72-in height compression subwoofer. Black or parchment finish. . . . \$1,800 ea
Active Crossover. 120-Hz crossover point. Includes standard half-high rack. . . . \$850 ea

1000 Series

The following speakers feature a LineSource mid/high-frequency driver, which uses silver-cylinder membranes to reproduce sound.

LT 1000 2-Way Speaker

Transmission-line bass configuration using 8-in woofer and LineSource driver. Power handling 10-200 W; frequency response 50-18,000 Hz \pm 2 dB, 35-20,000 Hz \pm 3 dB; sens 90 dB SPL/W/m; nom imp 6 ohms; crossover point 250 Hz; distortion <1% at 400 Hz, <0.1% at 1,000 Hz. Oak, walnut, black-ash finish. 5-yr warranty. 11 x 41 x 12 in; 66 lb ea. . . . \$1,895/pr

LS 1000 2-Way Speaker

Sealed cabinet base with 8-in woofer and LineSource driver. Power handling 10-200 W; frequency response 60-18,000 Hz \pm 2 dB, 50-20,000 Hz \pm 3 dB; sens 89 SPL/W/m; nom imp 6 ohms; crossover point 250 Hz; distortion <1% at 400 Hz, <0.1% at 1,000 Hz. Black/white texture finish. 11 x 41 x 8 in; 50 lb ea. . . \$995/pr
 Oak, walnut, black-ash finish. . . . \$1,195/pr

LM 1000 2-Way Bookshelf Speaker

Sealed cabinet base with 6 1/2-in woofer and LineSource driver. Power handling 20-100 W; sens 88 SPL/W/m; nom imp 4 ohms; crossover point 250 Hz; distortion <1% at 400 Hz, <0.1% at 1,000 Hz. Black/white texture finish. 5-yr warranty. 11 x 19 x 8 in; 46 lb pr. . . . \$699/pr

LINN

DMS Isobarik 3-Way Speaker

Isobarik design with 12-in and 9-in woofers, 5-in midrange, two 3/4-in dome tweeters. Can be triamped. Frequency response 25-20,000 Hz \pm 1.5 dB; crossover points 375 and 3,000 Hz;

impedance 4 ohms; power range 50-500 watts; 15 x 30 x 16 1/2 in. . . . \$5,995/pr

Kaber 3-Way Speaker

Tower design with two 5-in woofers and 3/4-in tweeter. Woofers operate at different resonance and crossover points. Can be triamped or triamped. Includes integral base stand. Walnut or black-ash finish. . . . \$1,995/pr

Nexus LS 250 2-Way Speaker

Ported design with 8-in carbon/polypropylene woofer, 1/4-in soft-dome tweeter. Molded front baffle; 14-in pedestal stand; 4th-order Linkwitz-Riley crossover phase aligned at 2,500 Hz. Frameless grill cloth. Can be biwired. Sens 88 dB SPL/W/m. 10 x 22 x 12 in; depends on finish. . . . \$995-1,250/pr

KAN II 2-Way Bookshelf Speaker

Acoustic-suspension design with 5-in woofer, 3/4-in dome tweeter. Frequency response 70-20,000 Hz \pm 3 dB; impedance 8 ohms; Dimensions: 7 1/2 x 12 x 6 1/2 in. . . . \$895/pr

Helix II 2-Way Bookshelf Speaker

Ported design with 8-inch woofer and 3/4-inch dome tweeter. Can be biwired or passively biamped. 10 x 20 x 11 in. Simulated black-ash finish. . . . \$795/pr

Index II 2-Way Bookshelf Speaker

Acoustic-suspension design with 6-in woofer, 1-in dome tweeter. 50-strand 20-amp cable. FR 60-20,000 Hz \pm 3 dB; power range 15-50 W; sens 87 dB SPL/W/m; imp 8 ohms. 11 x 17 x 8 in; 17 lb; black woodgrain. . . . \$495/pr

LRS

Human 88 3-Way Speaker

Vented design with two 8-in woofers, 4-in dome midrange, 1-in inverted tweeter. Power handling 500 W; FR 28-26,000 Hz. . . . \$1,200/pr

Human GIII 4-Way Speaker

8-in woofers, 4-in cone midrange, 1-in inverted tweeter, 10-in passive subwoofer, walnut veneer finish. . . . \$750/pr

Human 81.5 2-Way Speaker

8-in long throw woofers, 1-in inverted aluminum-dome tweeter, 10-in passive subwoofer. Power handling 250 W; FR 30-26,000 Hz. Oak finish. . . . \$700/pr
 Teak vinyl finish. . . . \$500/pr

Human AS-1 2-Way Speaker

6-in woofer, 1-in fabric-dome tweeter. Power handling 100 W; FR 48-19,000 Hz. Oak finish. . . . \$150/pr

LUXMAN

S-505 2-Way In-Wall Speaker

Flush-mount design for walls or ceilings. 8-in woofer with long-throw 1 1/2-in voice coil and graphite/polypropylene cone; one-inch soft-dome tweeter with auto-resetting overload protector. Tweeter-level control. Mounting provision for RC-501 remote-control sensor; integral clamps and mounting brackets. Power handling 200 W max; frequency response 50-22,000 Hz \pm 2.5 dB; sens 89 dB SPL/W/m; impedance 8 ohms; crossover point 3,000 Hz. Outside frame: 10 1/2 x 14 1/2 x 3 1/2 in; 6.6 lb ea. . . \$500/pr
RC-501. Remote sensor. . . . \$100
PB-81. Rough-in brackets. . . . \$70/pr
MG-81A. Speaker grilles. . . . \$30/pr
MG-81B. Speaker grilles with opening for remote sensor. . . . \$30/pr

HOW YOU CAN UPGRADE YOUR SYSTEM TO STATE-OF-THE ART SOUND QUICKLY, EASILY AND GET UP TO \$300.00 WORTH OF FREE MOBILE FIDELITY COMPACT DISCS WITH VORTEX ACOUSTICS' AFFORDABLE STATE-OF-THE ART COLLECTION.

Company Address: 9450 7th Street, Unit F, Rancho Cucamonga, CA 91730 (714) 466-4662.

If you spend days running around auditioning speakers on somebody else's electronics in somebody else's sound room, you're wasting your time. And you run the risk of wasting large sums of money on speakers that sound terrible in your home. Be smart. Pick the speakers that best suit your needs from the state-of-the-art VORTEX COLLECTION. And if you are one of the first 100 buyers, you will receive UP TO \$300.00 in FREE Mobile Fidelity compact discs.

LISTEN FOR 30 DAYS AT NO RISK.

Call 1-800-437-VORTEX and have your choice of speakers shipped to your front door. Listen to them at your leisure for 30 days in your own home with your own music and your own electronics. If you don't like them, we'll take them back.

"All Vortex speakers feature a revolutionary design breakthrough: The Vortex Transparency Factor™. After 12 years of testing and research, we have been able to combine the power and authority of dynamic drivers with the clarity associated with electrostatics-giving you the best of both. All Vortex speakers are accurate, highly musical, and free from "listener fatigue" so you can enjoy your music for hours on end."

-Albert von Schweikert

IF YOU MUST HAVE THE BEST, GO TO THE TOP OF THE LINE: THE KEVLAR REFERENCE SCREENS. PRICE: \$3000.

These transmission line speakers use the most expensive materials and cutting-edge technology in their construction. The bass and mid-range drivers are formed from Kevlar, a space-age material so light and strong that it is used to make bulletproof vests. Corey Greenberg was "really knocked out" by these speakers, calling them "highly musical with pinpoint imaging and depth out the . . ."

(Corey Greenberg on the sound of the Kevlar Reference Screens at the 1991 SCES. Stereophile, Vol. 14 No. 8-August 1991)



P.O. Box 1316, Guasti, CA 91743



Meet Albert von Schweikert, Chief Designer for Vortex, with the speaker chosen by Mobile Fidelity Sound Labs as a reference system.

YOU CAN BUY A GREAT PREAMP WITH THE MONEY YOU SAVE ON THE LEGENDARY VORTEX SCREENS. PRICE: \$1750.

But you won't need to buy another amplifier because these large floor standing systems feature our Patent Pending "Servo Control" crossover network. This revolutionary development automatically compensates for impedance variations and has the effect of actually upgrading your amplifier! The Screens also give you triple transmission line bass modules for tightest deepest bass possible in speaker construction and transmission line midrange loading for maximum imaging and accuracy. These are the speakers chosen by Mobile Fidelity Sound Lab as their reference system. You have to *listen* to these speakers to believe how good your system can sound.

A REMARKABLE BREAKTHROUGH IN SPEAKERS UNDER \$1000. INTRODUCING THE VORTEX FORCEFIELD SERIES:

THE BIPOLAR FORCEFIELD 800. PRICE: \$795.

Surround yourself with exciting sound and music with precise image and depth projection — these new bipolar speakers turn your listening room into a concert hall! You actually get two complete speaker systems mounted back-to-back in each cabinet. Because you get twice the number of drivers in each cabinet,

each driver only works half as hard. A total of eight woofers unite to give you the effect of one giant 15" subwoofer for effortlessly clean and powerful deep bass. The four 1" tweeters are so understressed that you get clear, undistorted highs even at extreme volume levels. We have optimized the treble for vocal reproduction so these speakers are ideal for use in high end video systems where you must have perfect clarity for dialogue and the singing voice.

THINK CLEAN. GO DEEP. THE SUPER-EFFICIENT FORCEFIELD 600. PRICE: \$595.

You won't need a megawatt amplifier to feel the shudder of low organ pipes or the weight of orchestral bass violas through the twin, heavy-duty 6-1/2" woofers of these remarkable speakers. That's because we've made them incredibly efficient-91db @ 1 watt/1 meter! Even moderately powered receivers or video systems will come alive in front of you with a clean, solid 3-dimensional forcefield. And our patented wide angle tweeter guarantees you pinpoint imaging. You also get compact size for more flexibility in smaller rooms. What you *don't* get is compromise.

CONVENIENCE AND QUALITY: THE FORCEFIELD MINI MONITORS. PRICE: \$295. OPTIONAL SUBWOOFER MODULE. PRICE: \$295.

Even if Vortex's very affordable satellite/subwoofers are the only speakers you ever own, you won't miss out on musically accurate clean, deep sound. And these speakers also give you the ultimate in unobtrusive convenience. They can become almost invisible. And they make an almost invisible dent in your checkbook. But we guarantee the sound you get will be very pleasing to your ears. We like these speakers so much that we think every home should have a set!

REMEMBER — VORTEX IS AFFORDABLE STATE-OF-THE-ART.

Don't miss out! Call 1 (800) 437-VORTEX right now and get your FREE compact discs.



SPEAKERS

S-503 2-Way In-Wall Speaker

Flush-mount design with 6½-in carbon-fiber-impregnated polypropylene woofer and 1-in soft-dome tweeter. Two-position tweeter-level switch. Optional remote sensor grilles. Power handling 120 W max; FR 60-22,000 Hz \pm 2.5 dB; sens 89 dB SPL/W/m; crossover frequency 5,000 Hz; imp 8 ohms. 9¼ x 12¾ x 3½ in. . . . \$300/pr
PB-61. Rough-in brackets. . . . \$60/pr
MG-61A. Speaker grille. . . . \$30
MG-61B. Speaker grille with opening for remote sensor. . . . \$30

MAGNEPAN

Magneplanar Tympani-IVa 3-Way Speaker

Combination planar-magnetic and ribbon tweeter. FR 30-40,000 Hz \pm 3 dB; power handling 300 W max; sens 87 dB SPL/W/m; imp 4 ohms bass, 3 ohms midrange/tweeter; crossover frequencies 400, 3,000 Hz. Off-white, black, or brown panel with oak trim; bass section: 1,254-sq-in planar magnetic, midrange section: 168-sq-in planar magnetic, tweeter section: ¼ x 55 x 0.0001-0.00015 in; 260 lb/pr. . . . \$3,800/pr

MG 3.3 3-Way Speaker

Combination planar-magnetic/ribbon speaker featuring 628-sq-in bass section, 3-in x 57-in midrange section, and ¼-in x 60-in ribbon-tweeter section. Power handling 200 W cont; FR 32-40,000 Hz \pm 3 dB; sens 85 dB SPL/W/m; crossover frequencies 250, 1,000 Hz; imp 4 ohms. Available in variety of finishes. 24 x 71 x 1¼ in; 130 lb/pr. . . . \$2,850/pr

MG 2.6/R 2-Way Speaker

Combination planar-magnetic/ribbon speaker featuring 609-sq-in bass section and ¼-in x 40-in ribbon-tweeter section. Power handling 200 W cont; FR 37-40,000 Hz \pm 3 dB; sens 87 dB SPL/W/m; crossover frequency 1,000 Hz; imp 4 ohms. Available in variety of finishes. 22 x 71 x 1¼ in; 110 lb/pr. . . . \$1,950/pr

MG 1.5/QR 2-Way Speaker

Planar-magnetic speaker featuring 480-sq in bass section and 1½-in x 52-in quasi-ribbon tweeter section. Power handling 50 W cont; frequency response 40-22,000 Hz \pm 3 dB; sensitivity 85 dB SPL/W/m; impedance 5 ohms. Available in variety of finishes. . . . \$1,350/pr

MG .5/QR 2-Way Speaker

Planar-magnetic speaker featuring 370-sq in bass section and 1½ x 40-in quasi-ribbon tweeter section. Power handling 40 W cont; sens 86 dB SPL/W/m; imp 4 ohms. Available in variety of finishes. . . . \$1,075/pr

SMGa 2-Way Speaker

Planar-magnetic speaker featuring 370-sq in bass section and 1½ x 38-in tweeter section. Power handling 30 W cont; FR 50-18,000 Hz \pm 3 dB; sens 90 dB SPL/W/m; crossover frequency 2,400 Hz; imp 4 ohms. Available in variety of finishes. 19 x 48 x 1¼ in; 60 lb/pr. . . . \$575/pr

M&K

MX-1000CC Subwoofer Center-Channel System
 Center-channel system with two 5-in polypropylene midranges, three 1-in soft-dome tweeters and powered subwoofer with two 12-in drivers. Designed for surround-sound systems. Features independent level control for bass; upper roll-off frequency control. . . . \$1,795/sys

MX-2000 Powered Subwoofer

Two 12-in push-pull drivers. Features 300-W

amp; separate continuously variable low-pass crossover. FR 20-125 Hz \pm 3 dB; imp preamplifier input 15,000 ohms, amplifier input 600 ohms. 18¾ x 23 x 25½ in. . . . \$1,795 ea

MX-1000 Pedestal Powered Subwoofer

Acoustic-suspension pedestal design with two 12-in drivers. Magnetic shielding for use as TV stand. 26 x 28 x 22 in; 115 lb. . . . \$1,295 ea

MX-100 Powered Subwoofer

Acoustic-suspension design with two 12-in drivers in push-pull configuration with 200 W cont power amp. Features independent level control and adjustable low-pass filter (50 and 125 Hz). FR 20-125 Hz \pm 3 dB. Available in walnut, oak, or black-oak finishes. 15¼ x 23¼ x 19 in; 78 lb. . . . \$1,295 ea

V-100 Powered Subwoofer

Features 200 W cont power amp to drive 12-in dual voice-coil subwoofer. Externally mounted filter adjustment. FR 20-125 Hz. Walnut, oak, and black-oak finish. 16 x 18¼ x 15¼ in \$995 ea

MX-90 Powered Subwoofer

Acoustic-suspension design with two 12-in drivers in push-pull configuration; 125 W cont power amp. Features independent level control and adjustable low-pass filter (50 and 125 Hz). FR 25-125 Hz \pm 3 dB. Available in walnut, oak, and black-oak finishes. 15¼ x 23¼ x 19 in; 70 lb. . . . \$995 ea

S-100 2-Way Speaker

Two 5-in polypropylene midranges and three 1-in soft-dome tweeters. Features two back-panel switches to adjust midrange and treble. Glass-bead black finish. . . . \$895/pr
 Magnetic shielding. . . . add \$125/pr

MX-80 Powered Subwoofer

Acoustic-suspension design with two 12-in drivers in push-pull configuration; 75 W cont power amp. Features independent level control adjustable low-pass filter (50 and 125 Hz). FR 25-125 Hz \pm 3 dB. Available in walnut, oak, and black-oak finishes. 15¼ x 23¼ x 17 in; 64 lb. . . . \$850 ea

Satellite 1B 2-Way Speaker

Acoustic-suspension design with two 5-in polypropylene woofers and two 1-in soft-dome tweeters. Features selector for 36 tonal balances; midrange/treble character switches. Power range 7½-400 W; impedance 4 ohms. Walnut-oak or black-oak finish with black grille. 7¼ x 21 x 7¾ in; 19 lb. . . . \$795/pr
S-1B TV. As above, magnetically shielded. Walnut, oak or black-oak finish. . . . \$895/pr

MX-70 Powered Subwoofer

Acoustic-suspension design with two 12-in drivers in push-pull configuration; 125 W cont power amp. Features independent level control and adjustable low-pass filter (50 and 125 Hz). FR 25-125 Hz \pm 3 dB. Available in glass-bead black finish. 10 x 18 x 13½ in; 40 lb. . . . \$795 ea

V3-B Powered Subwoofer

Acoustic-suspension design with a 12-in polypropylene driver and integral power amp. Features independent level control and adjustable low-pass filter (50-125 Hz). FR 25-125 Hz \pm 3 dB. Available in black finish. 17½ x 17½ x 14½ in; 43 lb. . . . \$650 ea

VX-4 Subwoofer

12-in driver. Features adjustable low-pass filter. FR 40-125 \pm 3 dB; Power handling 50 W cont. Black finish. . . . \$495 ea

Satellite 3B 2-Way Speaker

Acoustic-suspension design with 5-in polypropylene woofer and 1-in soft-dome tweeter. Features selector for 4 tonal balances. FR 100-20,000 Hz \pm 3 dB; power range 15-100 W. 7 x 10½ x 6½ in; 9 lb. Black finish, with black grilles. . . . \$475/pr
 Walnut-veneer with black grilles. . . . \$525/pr
S-3B TV. Same as above, magnetically shielded. Black finish. . . . \$525/pr
 Walnut finish. . . . \$575/pr

VX-7 Subwoofer

Acoustic-suspension design with 50-W amplifier and 8-in woofer. FR 40-125 Hz \pm 3 dB. Black finish. 10 x 11¼ x 9½ in; 25 lb. . . . \$425 ea

SX-7 2-Way Bookshelf Speaker

Acoustic-suspension design with 4-in paper-cone midrange; ¼-in soft-dome tweeter. Features cast-aluminum box with perforated metal grille; circuit-breaker protection. FR 100-20,000 Hz \pm 3 dB; power range 5-100 watts; sensitivity 87 dB SPL/W/m; imp 4 ohms. Black finish. 4½ x 7¾ x 4½ in; 6 lb. . . . \$257/pr
SX-7. Mounting brackets. . . . \$15/set

THX System. The following THX models are all sold together for. . . . \$7,795

Powered Subwoofer-THX. Acoustic-suspension design utilizing two 12-in magnetically subwoofer drivers in push-pull configuration with integral 300+ Watts continuous power amp. Features independent level control and adjustable low-pass filter (50-125 Hz). Frequency response 20-125 Hz \pm 3 dB. Meets THX requirements. Available in walnut, oak, and black-oak finishes. 15 x 25 x 22 in; 95 lb
LCR Satellite-THX. Acoustic-suspension design utilizing two 6½-in polypropylene woofers and two 1-in soft-dome tweeters. Features 2 back-panel switches allowing change in tonal balance. FR 85-20,000 Hz \pm 3 dB; imp 4 ohms. Meets THX requirements. 22 x 8 x 7 in; 35 lb
Surround Satellite-THX. Acoustic-suspension design utilizing two 5-in polypropylene woofers and two 1-in soft-dome tweeters. Features 2 back-panel switches allowing change in tonal balance. FR 85-20,000 Hz \pm 3 dB; imp 4 ohms. Meets THX requirements. 15 x 7 x 6 in; 25 lb

JOHN MAROVSKIS

Janis System 3a Powered Subwoofer

12-in slot-loaded subwoofer. Amp: bass-level adjust; cont variable woofer phase; 50 W rms into 8 ohms; THD 0.05% at 20 Hz and 50 W; S/N 90 dB for 50 W. Woofer module: FR 30-100 Hz \pm 1.0 dB; sens 85 SPL/W/m; crossover point 100 Hz; imp 8 ohms. Available in Brazilian Monarch rosewood, Coca Bola, American walnut, and white oak finishes; wood grille. Woofer module: 18 x 18 x 18 in. Amp: 14 x 3½ x 9 in. 87 lb/sys. . . . \$950-1,125/sys

Janis W1 Subwoofer

15-in slot-loaded subwoofer. FR 30-100 Hz \pm 1 dB; sens 87 SPL/W/m; recommended min power 60 W; crossover point 100 Hz; imp 8 ohms. Oiled walnut or white-oak finish; wood grille. 18 x 22 x 22 in; 100 lb. . . . \$850 ea
 Coca Bola or Brazilian Monarch rosewood. . . . \$1,000 ea
 Black. . . . \$900 ea

Janis W3 Subwoofer

12-in slot-loaded subwoofer. FR 30-100 Hz \pm 1 dB; sens 85 SPL/W/m; recommended min power 60 W/ch; crossover point 100 Hz; imp 8 ohms. Oiled walnut or white-oak finish; wood grille.

SPEAKERS

18 x 18 x 18 in; 67 lb \$600 ea
Coca Bola or Brazilian rosewood \$750 ea
Black \$650 ea

Optional Crossover

Interphase 1A Dedicated Crossover/Amp

For Janis W1 or Janis W3. Features 2 independent high-pass filters and 1 low-pass filter; Crossover section: input imp 200,000 ohms; output imp 50 ohms; high pass FR 200-80,000 Hz ± 0.1 dB; low-pass FR 1-50 Hz ± 0.1 dB; amp: 100 W/ch rms; THD 0.05% at 20 Hz and 100 W; *S* 90 dB at 100 W. 3 1/2 x 14 x 13 in; 24 lb \$750 ea

tuned subwoofer box. Designed for wide dispersion without use of lenses. Constant voltage crossover provides phase coherency. Features 2 x 4-ft electrostatic cell for 100-24,000 Hz and 12-in low-mass cone subwoofer with 2-in voice coil that is down 3 dB at 24 Hz; electronic crossover. Power handling 250 W cont; FR 28-24,000 Hz ± 2 dB; sens 90 dB SPL/W/m; imp 6 ohms. Available in variety of finishes. 25 x 75 x 13 1/2 in; 165 lb ea \$7,000/pr
With passive crossover \$6,500/pr

The Quest Hybrid Electrostatic Speaker

18 x 48 in curvilinear electrostatic panel mounted atop tuned subwoofer cabinet housing 12-in woofer. Power handling 200 W cont; frequency response 28-24,000 Hz ± 2 dB; sensitivity 90 dB SPL/W/m; impedance 6 ohms; crossover point 125 Hz. Oak and black standard finish. 19 x 73 x 18 in; 125 lb ea \$3,995/pr

The CLS II Electrostatic Speaker

Curved visually transparent 2 x 4-ft electrostatic cell; 30° seamless horizontal dispersion; inverted line-source format; arc-free diaphragm. Power handling 150 W cont; FR 50-22,000 Hz ± 2 dB; sens 85 dB SPL/W/m; imp 6 ohms. Available in variety of finishes. 26 x 48 x 2 in; 75 lb ea \$3,500/pr

The Sequel II Hybrid Electrostatic Speaker

Visually transparent electrostatic transducer that operates from 200-24,000 Hz and 10-in subwoofer in tuned chamber with matrix voice coil. 30° seamless horizontal dispersion in vertical line-source format; 1 x 4-ft electrostatic cell. Power handling 300 W cont; FR 30-24,000 Hz ± 2 dB; sens 89 dB SPL/W/m; imp 6 ohms. Available in oak and black finish. 14 1/2 x 74 x 13 1/2 in; 110 lb ea \$2,650/pr

MASTON

Maston Deluxe Reference System

Includes satellites, 12-in woofer module, and an external passive crossover. Captive Cardas Hexlink speaker cable with milled, rhodium-plated spade lugs between crossover and speakers. Biwired satellites and crossover. All jacks are gold-plated. Simply Physics tone cones and cone cups between satellites, woofer, and crossover. Frequency response 32-20,000 Hz, -10 dB at 24 Hz; power handling 150 watts continuous; sensitivity 87 dB SPL/W/m. Woofer 60 lb. Oak or walnut veneer with clear or black lacquer finish \$3,950/sys
Maston Reference System. As above, without cables, biwiring, gold-plating, tone cones, and tone cups \$3,475/sys

Maston Full Range Subwoofer/Satellite

Ported bass module with 7-in woofer, 1-in dome tweeter. Module serves as stand. Able to be filled with sand and polystyrene. Can be upgraded to a full woofer module. Oak or walnut veneer with clear or black lacquer finish. FR 37-20,000 Hz; power handling 135 W rms; sens 87 dB SPL/W/m. 14 x 14 x 21 in, 50 lb/ea \$1,995/sys
Satellites without stands \$1,525/pr

MB QUART

Quart Aera 3-Way Speaker

4-in spherical tweeter, 2-in aluminum-dome midrange, 10-in cast frame woofer. Passive system uses magnetostriction technology in tweeter. FR 20-50,000 Hz. Piano-lacquer black or white. 13 x 48 x 16 in; 65 lb \$6,000/pr

Quart Pure 3-Way Speaker

1-in titanium-dome tweeter, 2-in aluminum-

dome midrange, 8-in butyl-rubber-surround woofer. Power handling 160 W cont; FR 28-32,000 Hz. Oak, walnut, white-matte, black-matte, cherry, or pine-raw oak finishes. 12 x 44 x 14 in; 82 lb \$3,000/pr

Quart 990MCS 3-Way Speaker

1-in titanium-dome tweeter, 2-in aluminum-dome midrange, two 8-in cast-frame woofers. Power handling 120 W cont; FR 30-32,000 Hz. Oak, walnut, black or white lacquer, piano-lacquer black, or white finishes. 10 3/8 x 39 1/4 x 11 1/2 in; 50 lb \$2,700/pr

Quart 690MCS 2-Way Speaker

Tower design with 1-in titanium-dome tweeter, 8-in woofer. Power handling 100 W cont; FR 35-32,000 Hz. Oak, walnut, black or white lacquers, pine, cherry, granite, marble, raw oak, and high-gloss black or white finishes. 10 3/4 x 33 3/4 x 11 1/2 in; 39 lb \$1,500/pr

Quart 390MCS 2-Way Speaker

Mini tower design with 1-in titanium-dome tweeter, 8-in woofer. Power handling 100 W cont; FR 38-32,000 Hz. Black-lacquer finish. 9 3/4 x 31 1/2 x 11 in; 32 lb \$1,099/pr

Quart 490MCS 2-Way Bookshelf Speaker

1-in titanium-dome tweeter, 8-in woofer. Power handling 100 W continuous; frequency response 37-32,000 Hz. Oak, walnut, black or white-lacquer, pine, cherry, or raw oak finishes. 11 x 17 3/4 x 11 1/2 in; 22 lb \$850/pr

Quart 290 2-Way Bookshelf Speaker

1-in titanium-dome tweeter. Power handling 90 W cont; FR 40-32,000 Hz. Oak, walnut, black or white-lacquer, pine, cherry, or raw oak finishes. 11 x 17 x 11 1/2 in; 22 lb \$699/pr

Quart 190 2-Way Bookshelf Speaker

1-in titanium-dome tweeter, 6 1/2-in woofer. Power handling 90 W max; FR 46-32,000 Hz. Oak, walnut, black or white-lacquer, pine, cherry, or raw oak finishes. 9 1/2 x 13 1/2 x 10 in \$599/pr

Quart 90M 2-Way In-Wall Speaker

Features 1-in titanium-dome tweeter, 8-in woofer. Power handling 100 W cont; FR 46-32,000 Hz. White-matte finish; 10 3/4 x 12 x 3 3/4 in; 5.7 lb \$599/pr

MCINTOSH

XRT 22 Subwoofer/Satellite System


Bass cabinet containing two 12-in woofers and 8-in midrange, and column containing twenty-three 1-in dome tweeters. Power handling 600 W peak; FR 20-20,000 Hz; sens 89 dB SPL/W/m; imp 8 ohms; crossover points 100, 250, 1,500 Hz. Oak or walnut finish. Bass cabinet: 25 3/4 x 40 1/2 x 12 1/2 in; tweeter column: 10 1/2 x 79 1/2 x 1 1/4 in; 156 lb \$4,250/sys
CS 22A. Stands for tweeter column. Walnut or oak. 15.5 lb \$799/pr

XRT 18 Subwoofer/Satellite System

Bass cabinet containing 12-in woofer and 6-in midranges and column containing sixteen 1-in dome tweeters. Power handling 500 W peak; FR 20-20,000 Hz; sens 86 dB SPL/W/m; imp 8 ohms; crossover points 350, 1,500 Hz. Bass cabinet: 17 1/2 x 27 1/4 x 11 1/4 in. tweeter column: 10 1/2 x 57 1/4 x 1 1/4 in; 108 lb \$2,499/sys
CS 18. Stands for XRT 18 tweeter column. Oak or walnut. 22.5 lb \$649/pr

XR-250 3-Way Speaker

Two 10-in woofers, 5-in midrange, 1-in dome



Martin-Logan Quest

MARTIN-LOGAN

The Statement Electrostatic Speaker System

2 visually transparent curvilinear electrostatic panels, 2 woofer towers, and active crossover. Each electrostatic element measures 3 x 6 in and is curved and housed in massive frame; each woofer tower houses four 12-in woofers mounted in individually sealed antiresonant chambers; dual-mono crossover with 4 separate chassis, 2 contain power supplies and 2 contain crossover using proprietary discrete Class A differential FET buffer topology; 120-dB output. Power handling 250 W cont/module; FR 16-25,000 Hz ± 1.5 dB; sens 90 dB SPL/W/m; imp 6 ohms. Electrostatic section: 39 1/2 x 84 x 6 in. Woofer towers: 15 x 84 x 30 in. Available in variety of finishes. 1 ton. Single-ended \$55,000
Balanced \$60,000/pr

The Monolith III Hybrid Electrostatic Speaker

Curvilinear electrostatic panel mounted atop

SPEAKERS

tweeter. Solid-state current protectors for system and tweeter. Power handling 300 W peak; FR 20-20,000 Hz; sens 84 dB SPL/W/m; imp 8 ohms; crossover points 450, 1,300 Hz. Oak, walnut, or black-lacquered hardwood finish. 14 x 47 1/4 x 12 1/2 in; 79.5 lb \$1,499 ea

XR-240 3-Way Speaker

12-in woofer, 6 1/2-in midrange, and 1-in dome tweeter. Solid-state current-sensor protection system and tweeter. Power handling 300 W max; FR 20-20,000 Hz; sens 86 dB SPL/W/m; imp 8 ohms; crossover points 375, 1,200 Hz. Oak, walnut, or black-lacquered hardwood finish. 15 x 43 1/4 x 13 1/4 in; 75 lb \$1,000 ea

XR 230 3-Way Speaker

10-in woofer, 5-in midrange, and 1-in dome tweeter. Solid-state current-sensor protection system and tweeter. Power handling 300 W max; FR 20-20,000 Hz; sens 86 dB SPL/W/m; imp 8 ohms; crossover points 375 Hz, 1,200 Hz. Oak, walnut, or black-lacquered hardwood finish. 13 x 40 1/4 x 11 1/4 in; 56.6 lb \$750 ea

WS200 In-Wall Speaker

6-in woofer, 1-in dome tweeter. Solid-state current protectors for system and tweeter. Power handling 80 W peak; FR 60-20,000 Hz; sens 86 dB SPL/W/m; imp 8 ohms; 3rd-order crossover is 18 dB/oct at 1,300 Hz. New or existing construction hardware available. Neutral white grille. 8 1/2 x 12 x 3 1/4 in; 7.5 lb \$649/pr

XL 1 2-Way Bookshelf Speaker

6-in woofer, 1-in dome tweeter, and 1,000-Hz crossover. Power handling 150 W peak; FR 70-20,000 Hz; imp 8 ohms; sens 85 dB SPL/W/m. 1/4-in high-density particleboard cabinet. Walnut finish. 8 1/4 x 12 1/2 x 7 in; 15.5 lb \$599/pr

XL 10 2-Way Speaker

8-in woofer, 1-in dome tweeter, and 10-in controlled-mass passive radiator. Thermal protection for tweeter. Power handling 200 W peak; FR 45-20,000 Hz; sens 89 dB SPL/W/m; imp 8 ohms; crossover points 90 and 1,000 Hz. Walnut finish. 14 1/4 x 25 x 7 1/2 in; 27.5 lb ... \$429 ea

McNEILL

McNeill Audiophile 2-Way Speaker

Sealed, internally braced design with 8-in woofer and 1-in soft-dome tweeter. Features direct-coupled woofer with rubber surround; 5-way binding posts. Power handling 10-120 W; FR 31-25,000 Hz; sens 92 dB SPL/W/m. Jet-black finish. 10 x 20 x 13 in; 24 lb \$379/pr

Universal Seismic Jr. Subwoofer

Sealed design with 10-in heavy-duty dual-voice-coil subwoofer. Power handling 25-200 W; FR 25-99 Hz; sens 90 dB SPL/W/m. Jet-black finish. 14 x 14 x 14 in; 30 lb \$259

MEMOREX BY MEMTEK

Triumph Series

TS-5 Subwoofer/Satellite System

Obelisk-shaped subwoofer with satellites. Woofer: two 5/4-in and two 6 1/2-in drivers. Satellite: two 4-in cone midrange drivers and four 1 1/2-in dipole tweeters, with dual 1/2-in diaphragms, for front and rear-firing tweeter. Power handling 10 W min; sens 91 dB SPL/W/m; imp 8 ohms; crossover points 300 and 6,000 Hz. Black lacquer finish; black knit grille. \$650/sys

TS-3 Subwoofer/Satellite System

8-in subwoofer with satellites. Satellites: two

4 1/2-in cone midrange drivers and two 2 1/4-in cone tweeters. Subwoofer in down-firing cabinet with twin bass ports; dual crossover network. Wall or ceiling mounting kit provided. Power handling 10 W min; sens 89 dB SPL/W/m; imp 8 ohms; crossover points 300 and 6,000 Hz. Black lacquer finish, black knit grille. \$399/sys

M-Series

M-4100 2-Way Speaker

Acoustic-suspension design with 8-in woofer and 2-in cone tweeter. Power handling 10 W min; FR 55-20,000 Hz; sens 90 dB SPL/W/m; imp 8 ohms; crossover point 3,200 Hz. Oak finish, black grille. 10 1/4 x 9 1/4 x 23 1/2 in \$279/pr

M-2100 2-Way Speaker

Acoustic-suspension design with 6 1/2-in woofer and 2-in tweeter. Power handling 10 W min; FR 70-20,000 Hz; sens 88 dB SPL/W/m; imp 8 ohms; crossover point 3,200 Hz. Oak finish, black grille. 7 1/2 x 14 1/2 x 8 1/2 in; 7.1 lb ea \$239/pr

M-1100 2-Way Speaker

Acoustic-suspension design with 5-in woofer and 2-in cone tweeter. Power handling 10 W min; FR 100-20,000 Hz; sens 87 dB SPL/W/m; imp 8 ohms; crossover point 2,900 Hz. Oak finish, black grille. 7 1/2 x 19 1/2 x 7 in; 7.1 lb ea \$199/pr

TRC-Series

All TRC-Series speakers feature triangular shape, aluminum voice coils, and ferrofluid cooling.

TRC-905 Speaker

Acoustic-suspension design with 8-in woofer, 5-in polymer reinforced cone midrange and 3/4-in polycarbon dome tweeter. Power handling 10 W min; FR 40-20,000 Hz; sens 91 dB SPL/W/m; imp 8 ohms; crossover points 700 and 4,400 Hz. Ebony walnut finish, black knit grille. 9 1/4 x 35 1/2 x 13 1/2 in; 27 1/4 lb ea \$499/pr

TRC-805 Speaker

Acoustic-suspension design with 8-in woofer and 3/4-in polycarbon dome tweeter. Power handling 10 W min; FR 66-20,000 Hz; sens 90 dB SPL/W/m; imp 8 ohms; crossover point 2,800 Hz. Ebony walnut finish, black knit grille. 9 1/4 x 31 1/2 x 13 1/2 in; 22.5 lb ea \$399/pr

TRC-505 Speaker

Acoustic-suspension design with 6 1/2-in woofer and 3/4-in polycarbon dome tweeter. Power handling 10 W min; FR 70-20,000 Hz; sens 88 dB SPL/W/m; imp 8 ohms; crossover point 3,400 Hz. Ebony walnut finish, black knit grille. 7 1/2 x 19 1/2 x 10 1/2 in; 12.5 lb ea \$259/pr

TRC-305 Speaker

Acoustic-suspension design with 5-in woofer and 3/4-in polycarbon tweeter. Power handling 10 W min; FR 80-20,000 Hz; sens 87 dB SPL/W/m; imp 8 ohms; crossover point 3,000 Hz. Ebony walnut finish, black knit grille. 7 1/2 x 14 1/2 x 11 in; 10.5 lb ea \$199/pr

WeatherMates

All WeatherMates speakers feature weather proof enclosures. Black and white finishes available.

WM-500 Outdoor Speaker

Acoustic-suspension design with 5 1/4-in woofer and 1-in dome tweeter. Power handling 10 W min; FR 49-20,000 Hz; imp 8 ohms; crossover point 2,400 Hz. Black aluminum finish, black metal grille. 6 x 7 x 8 in; 19 lb pr \$249/pr

WM-200 Outdoor Speaker

Acoustic-suspension design with 4-in woofer and 1-in dome tweeter. Power handling 10 W min; FR 55-20,000 Hz; imp 8 ohms; crossover point 2,600 Hz. Optional aluminum finish, optional metal grille. 6 x 5 x 8 in; 10 lb pr. \$129/pr

WM-100 Outdoor Speaker

Ported design with 4 1/2 woofer and 1 1/2-in cone tweeter. Power handling 10 W min; frequency response 100-17,100 Hz; impedance 4 ohms. 6 x 8 x 9 in; 8.5 lb pr \$99/pr

MERIDIAN

D6000 Powered Speaker System

Multiampl active design with digital processor. Features four 8-in woofers side-firing in sealed-box bass enclosure; 6 1/2-in midrange, and 1-in aluminum-dome tweeter with silver voice wire in separate, asymmetrically shaped head. All crossover, tone control, and speaker time and frequency EQ functions handled in digital domain with output to four separate 256x-over-sampling, PDM bitstream D/A converters. 75 W x 4 amp; 2 coaxial digital and 2 optical digital inputs; proprietary PLL digital-input circuitry. Built-in LED display shows CD track/time information, volume level, tuning/preset info from Meridian 204 tuner; remote control. Frequency response 20-20,000 Hz; maximum output 112 dB SPL. Piano-black finish on head, black-glass front, top on woofer enclosure with black-cloth side grilles \$15,000/pr

D600 Powered Speaker System

Triamplified vented-box design with digital processor featuring 4x-oversampling digital filter and 16-bit D/A converter, 6 1/2-in woofer, 6 1/2-in midbass, and 1-in metal-dome tweeter. 2 analog, 2 digital, and 1 digital/optical input. Display gives information about source and volume number and when connected to 200 Series components, also shows CD track number and FM preset number and frequency. Includes wireless remote frequency shaping and tilt controls. 70 W x 3; FR 36-20,000 Hz; sens 110 dB SPL/W/m. Rosewood, walnut, or black-ash finish. 8 1/4 x 35 1/2 x 11 1/2 in; 70 lb ea \$5,500/pr M60. As above, without digital processor, analog preamp, and display. 60 lb ea. \$3,500/pr

M2011 2-Way Powered Speaker

Biamplified vented-box design with twin 70-W active amps, two 5-in Bextreme cone midbass drivers, and 1-in metal-dome tweeter. Features active crossover; balanced/unbalanced inputs; "music sense" circuit that turns on system upon receipt of signal. sens 109 dB SPL/W/m; frequency response 40-20,000 Hz. Walnut or black-ash finish \$2,490/pr

M3011 2-Way Powered Speaker

Biamplified vented-box design with twin 70-W internal amps, 6 1/2-in midbass driver, and 1-in metal-dome tweeter. Features pvc surround; balanced/unbalanced inputs; "music sense" circuit that turns on system upon receipt of design. FR 40-20,000 Hz; sens 106 dB SPL/W/m. Walnut or black-ash finish \$1,990/pr

MERLIN

The Excalibur and Pendragon come with a 5-year parts-and-labor warranty.

Excalibur 3-Way Speaker

Disappearing point source design, mechanically time aligned and vented. Two 8-in woofers, two 4 1/2-in midranges, and one 1-in tweeter. Nom imp 6 ohms; FR 30-20,000 Hz ± 3 dB; sens



**COMPETITIVE
PRICING...
CALL NOW**

FOR YOUR BEST DELIVERED PRICE!

Miniature CAMCORDERS

AUTHORIZED
DEALER for
ALL BRANDS of
CAMCORDERS
AT LOW,
LOW,
PRICES!



**HI-FI
STEREO**

- MOST POPULAR FEATURES**
- 8mm 30x ZOOM DIGITAL STEREO \$998
 - 8mm of VHS-C MINI PALM SIZE \$689
 - 8mm 3LUX 8:1 ZOOM \$579
 - SUPER VHS JVC 8x ZOOM 3 LUX, 400 LINES \$799
 - SUPER VHS C-TOSHIBA SKS80 \$499

The LATEST MODELS at the BEST VALUE:


- CANON A1 DIGITAL
- CANON E08
- JVC GRS 707
- CANON L1
- CHINON CBSC98
- RCA PRO 880
- MINOLTA 8808
- PANASONIC PV40
- PANASONIC PV704

RCA, HITACHI, RICOH & MUCH MORE!

SPEAKER SYSTEMS

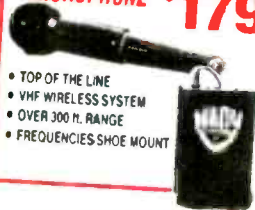
BOSE

- LIFELIKE SOUND
- VIRTUAL INVISIBILITY
- ALL MODELS AVAILABLE
- CALL FOR BEST PRICE
- THE LOWEST PRICE EVER FOR PATENTED BOSE ACOUSTIMASS SPEAKER TECHNOLOGY!



NADY MODEL #101VRFHT
MICROPHONE \$179

- TOP OF THE LINE
- VHF WIRELESS SYSTEM
- OVER 300 Ft. RANGE
- FREQUENCIES SHOE MOUNT



MINI STEREO SYSTEMS



AVAILABLE:
• JVC MX:50 • PIONEER
• OTHER BRANDS CALL

SUPER VHS 8mm & BETA

SPECIALS OF THE MONTH:

- RCA VR700 4+2 SUPER VHS HI-FI MTS SUPER FLY ERASE 410 LINES SYNCHRO EDIT \$499
- 4+2 SUPER VHS HI-FI MTS DIGITAL FLY ERASE VIDEO BRAVE - Titer & Date recording - Synchro-Edit Feature - Shuttle Jog Control \$659
- SUPER VHS TIGHT PRO-EDITS FOR VIDEO ARTISTS & JOURNALISTS Automatic assemble/insert editing - Character generator - Eight scene edit program - Field Accurate editing - Synchro-edit - Tape time remaining indicator \$799
- VIDEO/AUDIO SWITCHER MODEL #NAV10, 5 VIDEO IN, 2 MONITOR OUT, REMOTE w/ PRE-AMP \$59.95
- BETAMAX \$299
- 8mm PLAYER \$269
- SONY P6120 CV (2 Hour, 8mm) \$4.99
- FUJI ST120 (SUPER VHS) \$6.99
- EVAPORATED E6 120 min, 8mm \$15.99

DOLBY PRO-LOGIC HOME THEATER

DIRECT VIEW TV'S

- 30" MTS \$739
- 32" PIP/MTS. STEREO \$1250
- 35" DIRECT VIEW \$1599


40"-70" REAR PROJECTION
900 LINE RESOLUTION



Rear Projections by
Toshiba
Hitachi
Sony
JVC
& more!

**VIDEO LASER DISC PLAYERS
AUDIO RECEIVERS**

- 100 WATT CH RECEIVER DOLBY PRO LOGIC \$329
- VIDEO LASER DISC DIGITAL STEREO \$299
- VIDEO DISC DIGITAL STEREO w/AUTO REVERSE \$499
- LASER DISC w/SPECIAL EFFECTS & OPTICAL OUTPUT \$780



PORTABLE & COMPACT STEREOS

- JVC PCX100 \$199
- JVC PCX200 \$279
- JVC MX1 \$599

DISC PLAYERS

- PORTABLE CD
- WALKMAN
- STARTING AT \$129



WE WILL MATCH OR BEAT ANY LEGITIMATE PRICE
INFORMATION & ORDERS: **1(800) 950-4080**
ORDERS ONLY: **1(800) 444-6300**



FOR CUSTOMER SERVICE CALL: 696-6531

We ship within 24 hours. All prices quoted include manufacturer's standard accessories & U.S. Warranty. All units are factory sealed. Shipping & handling extra.

CONVENIENT FAX #

(201) 633-1476

SPEAKERS

90 dB SPL/W/m; first order imp and phase-corrected crossover; power handling min 50 W, max 200 W; THD <0.5 % above 50 Hz at 90 dB, < 2 % below 50 Hz at 90 dB. Mass loading; acoustic feet; Cardas wires; Music Post connectors; Aerospace quality caps. 14 x 64½ x 17 in; 250 lb/ea \$8,000/pr

Pendragon 3-Way Speaker

Quazi point source design, mechanically time aligned and vented. 8-in woofer, 4½-in midrange, 1-in tweeter. Nom imp 6 ohms; FR 35-20,000 Hz ± 3 dB; sens 88 dB SPL/W/m; first order impedance and phase-corrected crossover; power handling min 50 W, max 150 W; THD <0.5 % above 50 Hz at 90 dB, < 2 % below 50 Hz at 90 dB. Mass loading; acoustic feet; Cardas wires; Music Post connectors; Aerospace quality caps. 14 x 48 x 17 in; 165 lb/ea \$6,000/pr

MIRAGE

Model 760 2-Way Speakers

Bass-reflex design with two 8-in carbon-filled polypropylene woofers with stitched butyl-surround and 1-in ferrofluid-cooled soft-dome tweeter. Power handling 200 W cont; FR 20-20,000 Hz ± 3 dB; sens 89 dB SPL/W/m; imp 6 ohms. Black-ash or walnut-vinyl-veneer finish. 12 x 37 x 15 in; 62 lb ea \$1,000/pr

Model 460 2-Way Bookshelf Speaker

Bass-reflex design with 8-in carbon-filled polypropylene with stitched butyl-surround woofer and 1-in soft-dome ferrofluid-cooled tweeter. Power handling 100 W cont; FR 35-20,000 Hz ± 3 dB; sens 87.5 dB SPL/W/m; crossover frequency 2,500 Hz; imp 8 ohms. Black-ash or walnut-vinyl-veneer finish. 10 x 25 x 11 in; 32 lb ea \$600/pr

Model 360 2-Way Bookshelf Speaker

Bass-reflex speaker design with 8-in carbon-filled polypropylene with stitched butyl-surround woofer and 1-in soft-dome ferrofluid-cooled tweeter. Power handling 100 W cont; FR 40-20,000 Hz ± 3 dB; sens 88 dB SPL/W/m; crossover frequency 2,800 Hz; imp 8 ohms. Black-ash or walnut-vinyl-veneer finish. 10 x 20 x 8 in \$400/pr

Model 260 2-Way Bookshelf Speaker

Front-vented bass-reflex design with 6½-in carbon-filled polypropylene with stitched butyl-surround woofer and ¼-in soft-dome ferrofluid-cooled tweeter. Power handling 80 W cont; FR 45-20,000 Hz ± 3 dB; sens 87 dB SPL/W/m; crossover frequency 3,000 Hz; imp 8 ohms. Black-ash or walnut-vinyl-veneer finish. 9 x 15 x 8 in \$260/pr

Mirage Center-Channel Speaker

Dual front-vented design with two 4½-in woofers and ½-in polycarbonate-flared dome tweeter. Features magnetic shielding and angled enclosure. Designed for use as center dialogue speaker in home theater systems. Power handling 100 W cont; FR 60-22,000 Hz ± 3 dB; sens 86 dB SPL/W/m; nom imp 8 ohms; crossover frequency 2,500 Hz. Black-ash vinyl-veneer finish with slate-gray grille cloth. 6 x 20 x 8 in; 15 lb ea \$170 ea

Mirage M Series

Features proprietary transducers.

Mirage M1 4-Way Speaker

Bipolar radiator utilizing two 8-in polyflex-treated carbon-filled polypropylene woofers (1 front, 1 rear) with 1½-in voice coil; two 4½-in

tri-laminated carbon-filled polypropylene cone midranges (1 front, 1 rear); two ¼-in hyperbolic dome tweeters (1 front, 1 rear). Biwire or biamp hookup. Power handling 400 W cont; FR 25-23,000 Hz ± 2 dB; sens 83 dB SPL/W/m; crossover frequencies 100, 300, 2,300 Hz; imp 6 ohms. 20 x 50 x 10 in; 185 lb ea \$5,000/pr

Mirage M3 3-Way Speaker

Bipolar radiator utilizing 10-in polyflex-treated carbon-filled polypropylene woofer with 1½-in voice coil; two 4½-in trilaminated carbon-filled polypropylene cone midranges (1 front, 1 rear); two ¼-in cloth-dome tweeters (1 front, 1 rear). Biwire or biamp hookup. Power handling 250 W cont; FR 25-23,000 Hz ± 2 dB; sens 85.5 dB SPL/W/m; crossover frequencies 400, 2,200 Hz; imp 6 ohms. 19 x 53 x 9 in; 130 lb ea \$2,500/pr

Mirage M5 2-Way Speaker

Bipolar radiator design utilizing two 6½-in carbon-filled polypropylene woofers with 1-in voice coils enclosed in half-hemispherical cabinet and ¼-in cloth-dome tweeters. Both in front/rear configuration; biwiring or biamping hookup. Power handling 175 W cont; FR 35-20,000 Hz ± 2 dB; sens 85 dB SPL/W/m; nom imp 4 ohms; crossover frequency 2,200 Hz. 16 x 44 x 8 in; 75 lb ea \$1,500/pr

Mirage M7 3-Way Speaker

Bipolar radiator design utilizing 1 front radiating 8-in injection-molded polypropylene cone with rubber surround woofer, 1 rear-radiating 5-in midrange, and 1 front-radiating 1-in pure-titanium tweeter with cloth suspension. Biwiring or biamping. Power handling 125 W cont; FR 35-22,000 Hz ± 3 dB; sens 88 dB SPL/W/m; nom imp 6 ohms; crossover frequencies 500, 2,000 Hz. 14 x 45 x 7 in; 80 lb ea \$1,100/pr

Mirage 90-Series

Mirage M-990 3-Way Speaker

Bipolar radiator utilizing proprietary transducers. Features two 6½-in injection-molded polypropylene cone with rubber surround woofers vented both front and rear, one rear-radiating 5-in midrange radiating in phase with front drivers, and one 1-in titanium tweeter with cloth suspension. Biwiring or biamping. Power handling 175 W cont; FR 35-22,000 Hz ± 3 dB; sens 88 dB SPL/W/m; nom imp 6 ohms; crossover frequencies 500, 2,000 Hz. 10 x 44 x 11 in; 70 lb ea \$1,200/pr

Mirage M-790 3-Way Speaker

Bipolar radiator utilizing proprietary transducers. Features one 8-in injection-molded polypropylene cone with vented rubber-surround woofer, 1 rear-radiating 5-in midrange, and one 1-in titanium tweeter with cloth suspension. Biwiring or biamping. Power handling 150 W cont; FR 38-22,000 Hz ± 3 dB; sens 87 dB SPL/W/m; nom imp 6 ohms; crossover frequencies 500, 2,000 Hz. 10 x 39 x 11 in; 60 lb ea \$900/pr

Mirage M-490 2-Way Speaker

Front-vented design with 8-in injection-molded polypropylene cone with rubber-surround woofer and 1-in pure-titanium tweeter with cloth suspension. Power handling 150 W cont; FR 40-22,000 Hz ± 3 dB; sens 86 dB SPL/W/m; nom imp 4 ohms; crossover frequency 2,000 Hz. Black-ash vinyl-veneer finish with slate-gray grille cloth. 10 x 19 x 11 in; 28 lb ea \$600/pr API SST-13. 13-in metal stand \$100/pr

Mirage M-290 2-Way Speaker

Front-vented design with 6½-in injection-molded polypropylene cone with rubber-surround

woofer and 1-in pure-titanium tweeter with cloth suspension. Power handling 100 W cont; FR 45-22,000 Hz; nom imp 6 ohms. Black-ash vinyl-veneer finish with slate-gray grille cloth. 9 x 16 x 9 in; 17 lb ea \$450/pr API SST-21. 21-in metal stand \$120/pr

Mirage M-190 2-Way Speaker

Rear-vented design with 5¼-in polypropylene-cone woofer and ¼-in pure-titanium with cloth-suspension tweeter. Power handling 75 W cont; FR 55-22,000 Hz ± 3 dB; sens 85 dB SPL/W/m; nom imp 6 ohms; crossover frequency 2,200 Hz. Black-ash vinyl-veneer finish with slate-gray grille cloth. 7 x 12 x 8 in; 12 lb ea \$250/pr API SST-25. 25-in metal stand for above \$130 Wall Bracket. For employing M-190 as a satellite speaker \$40

MISSION

Mission 767 3-Way Powered Speaker

Tower speaker with 2 powered 8¼-in mineral-loaded homopolymer-cone woofers, two 6½-in mineral-loaded polypropylene midbass-cone driver, 1-in super-elliptical dome tweeter. Features low-frequency active filter; low-frequency high-current power amp; passive midrange and upper bass crossover; 1-in MDF cabinet with rounded corners; 3 separate internal enclosures; 5-way binding posts; controls for low-frequency rolloff and contour; biamping and biwiring capability; Power handling 250 W cont; FR 20-20,000 Hz ± 3 dB; sens 91 dB SPL/W/m; imp 8 ohms. High-gloss wood finish (piano finish, extra cost). 11¾ x 55¼ x 16¾ in; 220 lb ea \$4,499/pr

Mission 765 2-Way Speaker

Two 8-in polypropylene midbass drivers with 2-in voice coils; 1-in superelliptical-dome tweeter with ferrofluid cooling. 1-in MDF, critically braced, visco elastically damped cabinet. Reflex-loaded, adjustable, and removable carpet-piercing spikes; biamping/biwiring connectors. Power 250 W cont; FR 35-20,000 Hz ± 3 dB; imp 4 ohms; sens 93 dB SPL; crossover point 2,500 Hz. Natural walnut and black-ash wood veneers. 37¾ x 10¼ x 13½ in; 110 lb ea \$1,499/pr

Mission 764i 2-Way Speaker

8¼-in mineral-loaded homopolymer midbass; 1-in super elliptical-dome tweeter with ferrofluid cooling. ¾-in MDF. Reflex-bass loading. Flared-tuned port, adjustable, and removable carpet-piercing spikes; biamping/biwiring connectors. FR 38-20,000 Hz; sens 88 dB; max SPL 109 dB; imp 8 ohms; crossover point 3,000 Hz. Natural rosewood and black-ash veneer finish. 9¾ x 33¾ x 13¼ in; 44 lb \$899/pr

Cyrus 782 2-Way Speaker

Reflex bass-loading design with two 6½-in mineral-loaded polymer midbass drivers and ¼-in ferrofluid-cooled fabric-dome tweeter. ¾-in MDF baffle board, biwiring/biamping connections. Adjustable and removable carpet-piercing spikes. Power handling 150 W cont; FR 49-20,000 Hz ± 3 dB; sens 91.5 dB SPL; max SPL 109 dB; nom imp 4 ohms; crossover point 3,200 Hz. Natural walnut, black-ash, Nextel gray and rosewood veneers. 9¼ x 19¼ x 13¼ in; 30.8 lb \$799/pr

Mission 763 2-Way Speaker

Reflex bass-loading design with 8-in polypropylene midbass driver and ¼-in ferrofluid-cooled fabric-dome tweeter, ¾-in elastically indamped, critically inbraced cabinet. Features flared-tuned port; adjustable and removable carpet-piercing spikes; biamping and biwiring

SPEAKERS

posts. Power handling 150 W cont; FR 42-20,000 Hz \pm 3 dB; sens 89 dB SPL/W/m; max SPL 108 dB; nom imp 8 ohm; crossover point 3,200 Hz. Simulated rosewood, walnut, and black-ash veneers. 9 $\frac{1}{4}$ x 30 $\frac{1}{4}$ x 13 $\frac{1}{4}$ in; 35.2 lb ea... \$649/pr

Cyrus 781 2-Way Speaker

Reflex bass-loading design with 6 $\frac{1}{2}$ -in mineral-loaded polymer midbass driver and $\frac{3}{4}$ -in ferrofluid-cooled fabric-dome tweeter. Features $\frac{1}{4}$ -in MDF baffleboard cabinet; 5-way binding posts; biamping and biwiring; flared tuned-port. Power handling 125 W cont; FR 47-20,000 Hz \pm 3 dB; sens 90.5 dB SPL/W/m; max SPL 107 dB; nom imp 6 ohms; crossover point 3,500 Hz. Natural walnut, black-ash, Nextel gray, and rosewood-wood veneers. 8 $\frac{3}{8}$ x 17 x 11 $\frac{1}{8}$ in; 19.8 lb ea... \$599/pr

Mission 762 2-Way Bookshelf Speaker

Reflex bass-loading design with 8-in Plastiflex midbass driver and $\frac{1}{4}$ -in ferrofluid-cooled fabric-dome tweeter. Features $\frac{1}{4}$ -in visco elastically damped transverse-folded cabinet; flared-tuned port; inverted drive-unit geometry, 5-way binding posts. Power handling 125 W cont; FR 50-20,000 Hz \pm 3 dB; sens 93.5 dB SPL/W/m; max SPL 106 dB; nom imp 8 ohms; crossover point 4,300 Hz. Simulated walnut and black-ash veneers. 9 $\frac{1}{4}$ x 19 $\frac{1}{4}$ x 11 $\frac{1}{8}$ in; 21 lb ea... \$429/pr

Cyrus 780 2-Way Speaker

5 $\frac{1}{4}$ -in Plastiflex midbass unit, $\frac{1}{4}$ -in polymer-dome tweeter; mineral-loaded polypropylene baffleboard. Biwiring and biamping capability. Power handling 75 W cont; FR 65-20,000 Hz \pm 3 dB; max SPL 104 dB; nom imp 8 ohms. Black-ash or rosewood veneers. 11 $\frac{1}{2}$ x 7 $\frac{1}{4}$ x 10 in; 12 lb... \$399/pr

Mission 761 2-Way Bookshelf Speaker

6 $\frac{1}{2}$ -in Plastiflex midbass driver, $\frac{3}{4}$ -in ferrofluid-cooled soft-dome tweeter in visco elastically damped transverse-folded cabinet; 5-way binding posts. Power handling 100 W rms; FR 58-20,000 Hz \pm 3 dB; sensitivity 89 dB SPL/W/m; max SPL 105 dB; nom imp 6 ohms; crossover point 4,200 Hz. Simulated black-ash veneers. 8 $\frac{1}{4}$ x 15 x 8 $\frac{3}{8}$ in; 13 lb... \$299/pr

Mission 760 2-Way Speaker

5 $\frac{1}{4}$ -in Plastiflex mid/bass unit, $\frac{1}{4}$ -in polymer-dome tweeter; mineral-loaded polypropylene baffle-board. Power handling 75 W cont; frequency response 80-20,000 Hz \pm 3 dB; maximum SPL 105 dB; nominal impedance 8 ohms; crossover point 3,500 Hz. Black-ash or rosewood veneers. 11 $\frac{1}{2}$ x 7 $\frac{1}{2}$ x 8 in; 12 lb... \$229/pr

Speaker Stands

Mission Designer

Rigid Z-shaped, steel tubular stand with carpet-piercing spikes. Matches model 761 and 762. Satin-black finish... \$149/pr

Cyrus

Rigid 3 column, tubular-steel stand. Heavy-duty carpet-piercing spikes, optional short-coned upward-facing top-plate spikes. Textured matte-black finish; matches models 781 and 782... \$199/pr

MITSUBISHI

M-S8040 Subwoofer

Ported design with 12-in polymer-laminate speaker cone and 2-in voice coil. Features magnetically shielded cabinet; high- and low-level inputs; volume control; satellite speaker connections. Power handling 100 W cont into imp 8

ohms from FR 20-120 Hz with THD <1%; variable crossover point 60-120 Hz. Black diamond-gray finish... \$800

MONITOR

Studio Series

Studio 20 2-Way Speaker

1-in anodized-gold metal-dome tweeter, 6-in anodized aluminum-alloy/ceramic woofer. Power handling 30-200 W; FR 35-30,000 Hz \pm 3 dB; sens 88.5 dB W/m; imp 8 ohms. Available in rosewood, black-piano lacquer, oak, walnut, or black-ash finish. 8 x 32 x 10 in... \$5,500/pr

Studio 15 2-Way Monitor Speaker

Ported design with 1-in anodized-gold metal-dome tweeter, 6-in anodized aluminum-alloy/ceramic woofer. Power handling 30-200 W; FR 35-30,000 Hz \pm 3 dB; sens 88.5 dB SPL/W/m; imp 8 ohms. Available in double-black lacquer only. 8 x 20 x 10 in... \$4,000/pr

Studio 10 2-Way Bookshelf Speaker

1-in anodized-gold metal-dome tweeter, 6-in anodized aluminum-ceramic woofer. FR 40-30,000 Hz \pm 3 dB; imp 8 ohms; sens 88.5 dB SPL/W/m; power handling 20-200 W. Rosewood, black-ash, walnut, oak finishes. 8 x 16 x 10 in... \$3,000/pr

Studio 5 2-Way Monitor Speaker

1-in anodized-gold metal-dome tweeter, 4 $\frac{1}{2}$ -in anodized aluminum-alloy/ceramic woofer in sealed cabinet. Power handling 20-120 W; FR 50-30,000 \pm 3 dB; sens 86 dB SPL/W/m; imp 8 ohms. Available in rosewood, black-ash, oak, or walnut-matched real-wood veneers. 8 x 12 $\frac{1}{2}$ x 7 in... \$1,550/pr

Gold Series

MA1800 Gold 2-Way Speaker

Double-ported design with two 6-in polypropylene woofers and 1-in gold metal-dome tweeter. Features balanced flow design; cabinet allows for sand filling. FR 30-30,000 Hz \pm 3 dB; imp 8 ohms; sens 89 dB SPL/W/m; power range 20-300 W. Black-ash, oak, walnut, rosewood finishes. 15 x 46 x 12 in... \$4,000/pr

MA1200 Gold 2-Way Speaker

Ported design with 6-in polypropylene woofer and 1-in gold metal-dome tweeter. Cabinet allows for sand filling. FR 35-30,000 Hz \pm 3 dB; imp 8 ohms; sens 89 dB; power range 15-200 W. Black-ash, oak, walnut, rosewood finishes. 8 x 36 x 10 in... \$2,500/pr

MA952 Gold 2-Way Speaker

Infinite-baffle design with two 6-in polypropylene woofers and 1-in gold metal-dome tweeter. FR 45-30,000 Hz \pm 3 dB; imp 8 ohms; sens 89 dB SPL/W/m; power range 15-120 W. Black-ash, Kenya-black, oak, walnut finishes. 9 x 31 x 13 in... \$1,950/pr

MA852 Gold 2-Way Speaker

Infinite-baffle design with 8-in polypropylene woofer and 1-in gold metal-dome tweeter. Features internally braced cabinet. FR 50-30,000 Hz \pm 3 dB; imp 8 ohms; sens 89 dB SPL/W/m; power range 15-120 W. Black-ash, Kenya-black, oak, walnut finishes. 10 x 18 x 11 in... \$1,550/pr

MA700 Gold 2-Way Bookshelf Speaker

1-in anodized gold metal-dome tweeter, 6-in polypropylene woofer. Features biwiring option. FR 45-30,000 Hz \pm 3 dB; imp 8 ohms; sens

89 dB SPL/W/m; power handling 20-100 W. Rosewood, black-ash, walnut, oak finishes. 8 $\frac{1}{2}$ x 14 x 10 in... \$1,200/pr

Monitor Series

Monitor 14 3-Way Speaker

1-in metal-dome tweeter, two 6 $\frac{1}{2}$ -in woofers, one with low-pass filter. Internal chamber can be filled with sand for mass loading. Biwireable crossover. Spiked feet included. FR 60-20,000 Hz \pm 3 dB; imp 8 ohms; sens 88 dB SPL/W/m; power handling 15-100 W. MDF construction and rigid bracing; black double-lacquer finish. 8 x 30 x 9 in... \$1,099/pr

Monitor 11 3-Way Speaker

1-in metal-dome tweeter, two 6 $\frac{1}{2}$ -in woofers, one with low-pass filter. FR 60-20,000 Hz \pm 3 dB; imp 8 ohms; sens 88 dB SPL/W/m; power-handling 15-100 W. MDF construction; black lacquer finish. 8 x 22 $\frac{1}{2}$ x 9 in... \$899/pr

Monitor 9 2-Way Bookshelf Speaker

Infinite-baffle design with 1-in metal-dome tweeter, 6 $\frac{1}{2}$ -in impregnated woofer. FR 55-20,000 Hz \pm 3 dB; imp 8 ohms; sens 88 dB SPL/W/m; power handling 15-100 W. MDF cabinet construction. 8 x 14 $\frac{1}{2}$ x 8 $\frac{1}{4}$ in... \$549/pr

Monitor 7 2-Way Bookshelf Speaker

Rear ported design with $\frac{1}{4}$ -in metal-dome tweeter, 4 $\frac{1}{2}$ -in impregnated woofer. FR 60-20,000 Hz \pm 3 dB; imp 8 ohms; sens 88 dB SPL/W/m; power handling 15-70 W. MDF cabinet construction. 6 $\frac{1}{2}$ x 13 $\frac{1}{2}$ x 7 in... \$449/pr

Speaker Stands

ST10. Welded, lead-filled, 66 lb. each. Black powder-coat finish; suits Studio 10... \$850/pr
MAMS 7. Rigid metal stand, sand fillable; suits Monitor 7, Monitor 9, MA-700 Gold, MA-852 Gold, Studio 10... \$199/pr
MAMS 11. Rigid metal stand, sand fillable; suits Monitor 11... \$199/pr

MORDAUNT-SHORT

Classic 40 2-Way Speaker

Reflex design featuring two 6 $\frac{1}{2}$ -in woofers with polypropylene injection-molded cone and surround and 1-in metal-dome tweeter with ferrofluid damping and cooling. Features Positec protection system. Power handling 100 W cont; frequency response 50-20,000 Hz; sens 78 dB/W/m; nominal impedance 8 ohms; crossover frequency 4,000 Hz. Available in walnut, mahogany, or black-ash finish. 5-year warranty. 8 $\frac{1}{2}$ x 31 $\frac{1}{2}$ x 11 in; 37.6 lb... \$1,450/pr

Classic 20 2-Way Speaker

Reflex design featuring 6 $\frac{1}{2}$ -in woofer with polypropylene injection-molded cone and surround and 1-in metal-dome tweeter with ferrofluid damping and cooling. Features Positec protection system. Power handling 75 W cont; FR 60-20,000 Hz; sens 87 dB/W/m; nom imp 8 ohms; crossover frequency 5,000 Hz. Available in walnut, mahogany, or black-ash finish. 5-year warranty. 8 $\frac{1}{2}$ x 14 $\frac{1}{2}$ x 10 $\frac{1}{2}$ in; 17.7 lb... \$950/pr
Classic 20 Speaker Stand... \$245/pr

MS 3.50 2-Way Speaker

Transmission-line design with 8-in woofer and 1-in aluminum-dome tweeter. Min power 15 W; FR 45-22,000 Hz \pm 5 dB; sens 90 dB SPL/W/m; imp 8 ohms; crossover point 4,000 Hz. Black-ash finish. 9 x 35 x 15 in; 40 lb ea... \$899/pr

MS 3.40 2-Way Speaker

Reflex design with 8-in woofer and 1-in alumi-

SPEAKERS

num-dome tweeter. Min power 15 W; FR 50-22,000 Hz \pm 5 dB; sens 90 dB SPL/W/m; imp 8 ohms; crossover point 4,000 Hz. Black-ash finish. 9 x 23 x 15 in; 21 lb ea \$549/pr

MS 3.30 2-Way Speaker

Reflex design with 8-in woofer and 1-in aluminum-dome tweeter. Min power 15 W; FR 60-22 Hz \pm 5 dB; sens 90 dB SPL/W/m; imp 8 ohms; crossover point 4,000 Hz. Black-ash finish. 9 x 18 x 11 in; 18 lb ea \$449/pr

MS 3.20 2-Way Speaker

Reflex design with 5-in woofer and 3/4-in aluminum-dome tweeter. Min power 15 W; FR 70-22,000 Hz \pm 5 dB; sens 88 dB SPL/W/m; imp 8 ohms; crossover point 5,000 Hz. Black-ash finish. 7 x 14 x 8 in; 9 lb ea \$349/pr

MS 3.10 2-Way Speaker

Reflex design with 5-in woofer and 3/4-in aluminum-dome tweeter. Min power 15 W; FR 75-20,000 Hz \pm 5 dB; sens 88 dB SPL/W/m; imp 8 ohms; crossover point 5,000 Hz. Black-ash finish. 7 x 11 x 8 in \$249/pr

Model 3.1S Stand. Adjustable polypropylene stand for all Mordaunt-Short speakers. \$129/pr

MOREL

Duet 2-Way Speaker

6-in woofer and 1 1/4-in ferrofluid-cooled soft-dome tweeter. Features Hexatech winding in tweeter; double-magnet woofer Hexatech voice coil. Power handling 150 W cont; FR 40-22,000 Hz \pm 2 dB. Black-lacquer finish. 8 x 15 x 12 in; 20 lb \$995/pr
Blond-oak veneer \$945/pr

Encore Satellite/Subwoofer System

Satellites with 6-in woofer and 1.1-in dome tweeter. Power handling 120 W cont; FR 90-22,000 Hz. 7 x 11 x 9 in; 16 lb. Black-lacquer finish. Subwoofer: dual 9-in woofers in push-pull configuration; 90-Hz crossover point. Power handling 150 W cont; FR 30-90 Hz. Matte-black finish. 12 x 20 x 14 in; 32 lb \$990/sys
Satellites \$495/pr
Subwoofer \$495 ea

MPL-403 III 3-Way Speaker

Ported design with 9-in free-edge paper-cone woofer, 3-in dome midrange, and 1 1/4-in dome tweeter. Power range 10-125 W cont; FR 38-25,000 Hz \pm 3 dB; sens 88 dB SPL/W/m; imp 4-8 ohms. Finished in walnut, teak, or black. 12 x 21 x 10 in; 26 lb \$750/pr

MPL-203 2-Way Speaker

Linear-phase design with 6-in woofer and 1 1/4-in ferrofluid-cooled soft-dome tweeter. Features sealed cabinet; woofer with double magnet, 3-in voice coil. Power handling 150 W; FR 45-28,000 Hz \pm 3 dB. Walnut, red walnut, teak, or black finish. 8 x 16 x 9 1/2 in; 18 lb \$640/pr

MPL-202 II Bookshelf Speaker

Acoustic-suspension design. Power range 10-150 W cont; FR 60-28,000 Hz \pm 3 dB; sens 89 dB SPL/W/m; imp 4-6 ohms. Available in walnut, teak, or black. 8 x 13 x 10 in \$545/pr

CR-7 2-Way Bookshelf Speaker

Acoustic-suspension design with 6-in treated paper-cone woofer with metal grille and 1-in soft-dome tweeter with metal grille to eliminate internal standing waves and improve dispersion and flatness of FR. Features an asymmetrical cabinet design; available in mirrored pairs. Power range 20-200 W cont; FR 70-25,000 Hz

\pm 3 dB; sens 90 dB SPL/W/m; imp 4-8 ohms. Black finish. 4 1/4 x 11 x 7 1/2 in; 10 lb ea \$498/pr

MPL-307 2-Way Speaker

Two 9-in woofers and 1 1/4-in dome tweeter. Power handling 200 W; FR 33-25,000 Hz \pm 3 dB. Walnut veneer. 13 x 23 x 12 in; 32 lb \$400/pr

MLP-201 II 2-Way Bookshelf Speaker

Acoustic-suspension design with 9-in free-edge paper-cone woofer and 1 1/4-in dome tweeter. Power range 10-100 W cont; FR 48-20,000 Hz \pm 3 dB; sens 89 dB SPL/W/m; imp 8 ohms. Walnut finish. 10 x 16 x 10 in \$395/pr

Speaker Accessories

ST-6. 19-in black-lacquer stands \$145/pr
ST-4. 9-in black-lacquer stands \$135/pr
B-7. Mounting bracket for CR-7 or Encore satellites \$40/pr
ST-2. 4-in black-wooden stands \$30/pr

MUSE

Model Eighteen Powered Subwoofer

Two 10-in long-coil drivers in slot-loaded sixth-order configuration. Delay control to adjust for variations due to room placement and phase anomalies of satellite speakers; discrete high-pass active filters. Amplifier output 225 watts. Oak finish. 25 x 25 x 25 in; 155 lb \$2,500 ea
Above in walnut finish \$2,850 ea

MUSEATEX

The following speakers come with a 5-year warranty.

Mellor One Speaker

Dipolar planar design incorporating point-source technology. Reproduces full frequency range without crossover. Power 40-200 W; FR 45-20,000 Hz \pm 3 dB; sens 86 dB; imp 4 ohms. Mahogany or black wood finish; black grille. 45 lb ea \$2,300/pr

Mellor Two Speaker

Dipolar planar design incorporating point-source technology. Reproduces full frequency range without crossover. Power 40-150 W; FR 50-20,000 Hz \pm 3 dB; sens 84 dB; imp 4 ohms. Mahogany or black wood finish; black grille; 38 lb ea \$1,750/pr

Mellor Powered Subwoofer

Sealed design with downward firing 15-in cone woofer, powered by 200-watt amplifier. Feedback System. Frequency response 27-400 Hz \pm 3 dB. Black wood finish; black grille. Dimensions: 20 x 20 x 23 in \$1,500 ea

Mellor Compact Wall Speaker

Dipolar planar design incorporating point-source technology. Reproduces full frequency range without crossover; available in on- and in-wall versions. Several finishes available \$850/pr

NAIM

NA DBL Loudspeaker

Decoupled box design with 15-in woofer; 5-in infinite-baffle midrange decoupled to prevent internal resonance, fitted with central phase-correction plug and mass dampers; 3/4-in soft-dome tweeter. Computer-calculated damping systems. All drivers are matched pairs. Frequency response 17-20,000 Hz \pm 3 dB; power handling 200 W; minimum impedance 4 ohms; sens 92 dB SPL/W/m. Black-ash or walnut finish. 200 lb ea. 16 x 26 x 47 in \$14,500/pr

NA SBL 2-Way Speaker

8-in woofer and 3/4-in dome tweeter. External, detachable crossover; decoupled tweeter. FR 30-20,000 Hz \pm 3 dB; sens 88 dB SPL/W/m; imp 6 ohms; power handling 75 W max. Black-ash or walnut finish; comes with stand. 10 1/2 x 34 1/2 x 10 1/2 in \$3,045/pr

NA IBL 2-Way Speaker

5-in woofer and 3/4-in dome tweeter. Features detachable crossover. FR 45-20,000 Hz \pm 3 dB; sens 86.5 dB SPL/W/m; imp 6 ohms; power handling 65 W max. Black-ash and walnut finish; comes with stand. 9 3/4 x 31 1/4 x 10 1/2 in \$1,580/pr
NA PXO. Passive crossover for above \$245

NEAR

CS-410CL Concert Grand 3-Way Speaker

Four woofers, 2 midranges, and 8 tweeters in array configuration. Power range 60-350 W; impedance 8 ohms. Classic style cabinet. 36 x 52 x 19 in \$7,600/pr
CS-410M. As above, except Moorish-style cabinet \$7,600/pr
CS-310B. Contemporary style \$6,990/pr

Symphony No. 1 CS-4000 CL 3-Way Speaker

2 woofers, 6 1/2-in midrange, and eight 2-in tweeters in array. Features infinite-baffle design. Max power 250 W; imp 8 ohms; crossover points 400 and 2,500 Hz. Classic styling. 26 1/2 x 44 1/2 x 15 1/2 in \$4,400/pr
CS-4000M. Moorish styling \$4,400/pr
CS-4000A. Contemporary style \$3,990/pr

Concerto V CS-302 M 3-Way Speaker

12-in woofer, 6-in midrange, and two 2-in tweeters. Features infinite-baffle enclosure. Max power handling 150 watts; imp 8 ohms; crossover points 400 and 2,500 Hz. Walnut finish. 26 x 28 x 15 in \$2,200/pr
CS-300M. 2-way version \$1,500/pr

Near M-Series

All M-series speakers are covered by a 10-year warranty; cabinets covered by 2-year warranty.

NEAR-50M 3-Way Speaker

Tuned-port design with 8-in metal-cone woofer; 4-in metal-alloy midrange; and 1-in metal-dome tweeter. Power handling 20-150 W; FR 32-25,000 Hz \pm 1.5 dB; crossover points 250 and 4,000 Hz; sens 91 dB SPL/W/m; imp 8 ohms nom. Walnut \$1,559/pr

NEAR-60 3-Way Speaker

Ported design with 12-in woofer, 4-in metal-alloy midrange, and 1-in metal-dome tweeter. Power handling 25-100 W; FR 35-22,000 Hz \pm 3 dB; imp 8 ohms; crossover points 300 and 4,000 Hz. Vinyl. 15 1/4 x 27 x 11 in; 48 lb \$899/pr
Dark oak \$1,098/pr

NEAR-40M 2-Way Speaker

Tuned-port design with 8-in metal-cone woofer and 1-in metal-dome tweeter. Power handling 20-250 W; FR 32-28,000 Hz \pm 2 dB; crossover point 2,000 Hz. Walnut. 10 1/2 x 34 1/4 x 11 1/4 in; 42 lb \$980/pr

NEAR-30M 2-Way Bookshelf Speaker

Piston design with 1-in aluminum-dome tweeter and 8-in metal woofer. FR 46-25,000 Hz \pm 2 dB; sens 88 dB SPL/W/m; crossover point 1,800 Hz. 10 1/2 x 17 x 11 in; 32 lb \$760/pr

NEAR-10M 2-Way Speaker

Ported design with 5 1/4-in metal-cone woofer and 1-in metal-dome tweeter. Power range 25-

SPEAKERS

75 W; FR 60-23,000 Hz \pm 2.5 dB; imp 8 ohms; crossover point 4,500 Hz. Black lacquer. 7 x 11 x 9 in; 17 lb \$330/pr

Weather-Resistant Speakers

A.E.S. 2.0 2-Way Outdoor Speaker

8-in metal-alloy-cone woofer and 2-in metal-cone tweeter. Power range 25-150 W; FR 40-18,000 Hz; imp 8 ohms; crossover point 2,500 Hz. Fiberglass-resin finish. 13 x 20 x 12 in; 24 lb \$699/pr

A.E.S. 1.5 2-Way Outdoor Speaker. 6-in metal-alloy-cone woofer and 2-in metal-cone tweeter. 8 x 14 x 8 in \$499/pr

A.E.S. 1.1 Outdoor Speaker. 5/4-in metal alloy cone/dome driver. FR 65-14,000 Hz. Molded cabinet \$299/pr

NESTOROVIC LABS

System 16A Mk III Subwoofer/Satellite System
Consists of four Type 4A Mk III satellites and two Type 8 Mk II subwoofers. Total weight of system: 438 lb \$12,100/sys

System 12A Mk III Subwoofer/Satellite System
Consists of two Type 4A Mk III satellites and two Type 8 Mk II subwoofers (see below for individual entries). 354 lb \$8,300/sys

Type 5AS Mk IV 4-Way Speaker

One 8-in woofer, one 10-in woofer, 4-in dome midrange, and 4 1/2-in planar tweeter. Separate level controls for midrange and tweeter. FR 28-40,000 Hz +1, -3 dB; sens 91 dB SPL/W/m; min power 50 W; crossover points 1,000 and 7,000 Hz; nom imp 8 ohms, min imp 5 ohms. Optional wood finish, black knit grille. 15 x 36 x 15 in. 85 lb/ea \$4,200/pr

Type 4A Mk III 3-Way Speaker

Satellite design featuring 8-in woofer, 4-in dome midrange, and 4 1/2-in planar tweeter. FR 60-40,000 Hz +1, -3 dB; sens 91 dB SPL/W/m; min power 50 W; crossover points 200, 1,000, and 7,000 Hz; nom imp 8 ohms, min imp 6 ohms. Optional wood finish, black knit grille. 12 x 22 x 12 in. 42 lb ea \$3,800/pr

Type 8 Mk II Subwoofer

Two 12-in woofers. FR 18-250 Hz +1, -3 dB; sens 91 dB SPL/W/m; crossover point 200 Hz; nom imp 8 ohms, min imp 5 ohms. Optional wood finish, black knit grille. 22 x 26 x 26 in. 135 lb/ea \$2,250

NHT

Model 2.3 3-Way Speaker

Sealed design with two 6 1/2-in woofers, 6 1/2-in midrange, 1-in ferrofluid-cooled soft-dome tweeter; angled baffle. Min power 35 W; FR 35-25,000 Hz \pm 3 dB; nom imp 4 ohms. Black, white, or oak veneer finish. 7 x 37 x 12 in; 48 lb ea \$1,200/pr

Model 1.8 3-Way Speaker

Sealed design with two 6 1/2-in woofers, 6 1/2-in midrange, 1-in ferrofluid-cooled soft-dome tweeter; angled baffle. Min power 35 W; FR 43-22,000 Hz \pm 3 dB; nom imp 8 ohms. Gloss black or oak veneer finish. 7 x 34 x 12 in; 33 lb ea \$800/pr

VT-1 2-Way Speaker

Vented, transmission-line design with two 4 1/2-in woofers, 1-in ferrofluid-cooled soft-dome tweeter. Base included. Minimum power 15

watts; frequency response 60-22,000 Hz \pm 3 dB; nominal impedance 8 ohms. Gloss black finish. 5 1/2 x 40 x 5 1/2 in; 23 lb ea \$650/pr

Model 1.3 2-Way Speaker

Sealed design with 6 1/2-in polypropylene woofer, 1-in ferrofluid-cooled dome tweeter; angled baffle. FR 50-25,000 Hz \pm 3 dB; nom imp 8 ohms; sens 86 dB SPL/W/m. Black, white, or oak finish. 7 x 16 1/2 x 10 in; 15 lb \$500/pr

Model One 2-Way Speaker

Sealed design with 6 1/2-in woofer, 6 1/2-in midrange, 1-in dome tweeter; angled baffle; magnetic shielding. Min power 20 W; FR 63-22,000 Hz \pm 3 dB; nom imp 8 ohms. Black or white grille. 7 x 12 x 10 in; 11 lb ea \$340/pr

Model Zero 2-Way Speaker

Sealed design with 4 1/2-in woofers, 1-in dome tweeter; angled baffle; magnetic shielding. Wall mountable with optional bracket. Min power 15 W; FR 85-21,000 Hz \pm 3 dB; nom imp 8 ohms. Black or white gloss finish. 6 x 9 x 5 in; 45 lb ea \$200/pr

Model 1C 2-Way Speaker

Sealed design with 6 1/2-in woofer, 1-in tweeter; magnetic shielded. Min power 20 W; FR 63-22,000 Hz \pm 3 dB; nom imp 8 ohms. Black finish. 7 x 12 x 8 1/2 in; 11 lb ea \$170 ea

Subwoofers

SW2 Subwoofer

Vented design with 10-in high-excursion woofer. Features passive crossover and direct input. Max power 200 W; FR 22-130 Hz (network), 22-350 Hz (direct); nom imp 8 ohms; sens 89 dB SPL/W/m. Black, white, or oak finish. 16 x 16 x 16 in; 40 lb \$700/pr

SW1v Subwoofer

Sealed design with dual 6 1/2-in woofers; magnetically shielded; passive network. Min power 20 W; FR 40-100 Hz \pm 3 dB; nom imp 8 ohms. Gloss black, white, or oak veneer finish. 8 x 19 x 12 in; 33 lb ea \$300 ea

NIKKO

NS 700 3-Way Speaker

Ported design with 12-in woofer, 5-in cone midrange, dome tweeter. FR 22-20,000 Hz; sens 92 dB SPL/W/m; min amp power 10 W/ch; crossover points 1,500 and 6,000 Hz. Black finish. 15 x 40 x 10 in; 43 lb ea \$349/pr

NS 500 3-Way Speaker

Ported design with 10-in woofer, 5-in cone midrange, 1/2-in dome tweeter. FR 28-22,000 Hz; sens 92 dB SPL/W/m; min amp power 5 W/ch; crossover points 1,500 and 6,000 Hz. Black finish. 15 x 27 x 10 in; 21 lb ea \$249/pr

NS 100 3-Way Speaker

Ported design with 5-in woofer, 5-in cone midrange, 1/2-in cone tweeter. FR 50-22,000 Hz; sens 88 dB SPL/W/m; min amp power 5 W/ch; crossover point 5,000 Hz. Black finish. 7 x 15 x 10 in; 9 1/2 lb ea \$139/pr

NS 50 Surround Sound Speaker

4-in woofer \$69/pr

NIKKODO

CS-500 3-Way Speaker

Bass-reflex design with two 1 1/4-in woofer, two 3 1/4-in midrange, 2 3/4-in horn tweeter. Max power 500 W; FR 45-40,000 Hz; sens 95 dB W/m;

crossover points 1,000 and 7,000 Hz; imp 8 ohms. 15 1/4 x 43 1/4 x 12 in; 61.8 lb \$1,999/pr

CS-180 3-Way Speaker

Enclosed design with 9/4-in cone woofer, 3/4-in cone midrange; 2-in ring tweeter. Max power 180 W; FR 50-40,000 Hz; sens 93 dB W/m; crossover points 800 and 8,000 Hz; imp 8 ohms. 12 1/4 x 23 x 10 1/4 in; 23.5 lb \$959/pr

CS-250V II 2-Way Bookshelf Speaker

Bass-reflex design with 7/4-in cone woofer, two 3-in cone tweeter; magnetically shielded. Max power 250 W; FR 45-20,000 Hz; sens 89 dB W/m; crossover points 2,000 Hz; imp 8 ohms. 17 1/4 x 10 1/2 x 9 1/4 in; 15.8 lb \$669/pr
CS-250VST. With SH-M100 stand \$699/pr

CS-X25R 2-Way Bookshelf Speaker

Bass-reflex design with 9/4-in cone woofer, 3-in cone tweeter; magnetically shielded. Max power 170 W; FR 50-20,000 Hz; sens 90 dB W/m; crossover point 3,000 Hz; imp 8 ohms. 19 1/4 x 12 x 12 in; 18.8 lb \$489/pr

CS-X20R. Similar to above with 7/4-in cone woofer; max power 160 W; crossover point 4,000 Hz. 18 x 11 x 11 1/4 in; 16.5 lb \$419/pr

CS-120 2-Way Speaker

Bass-reflex design with 9/4-in cone woofer, 3-in cone tweeter. Max power 120 W; frequency response 60-20,000 Hz; sensitivity 92 dB W/m; crossover point 4,000 Hz; impedance 8 ohms. 13 x 20 1/2 x 11 in; 17.8 lb \$409/pr

CS-M10V Bookshelf Speaker

Bass-reflex design with 3/4-in cone woofer; magnetically shielded. Max power 150 W; FR 50-20,000 Hz; sens 90 dB W/m; imp 6 ohms. 9 x 6 x 6 in; 6 lb \$399/pr

CS-M8V 2-Way Bookshelf Speaker

Bass-reflex design with 3/4-in cone woofer; 1 1/4-in dome tweeter; magnetically shielded. Max power 80 W; FR 90-20,000 Hz; sens 90 dB W/m; imp 8 ohms. 10 x 6 1/4 x 6 1/2 in; 4.5 lb \$229/pr

CS-M7V Bookshelf Speaker

Bass-reflex design with 3/4-in cone woofer; magnetically shielded. Max power 80 W; FR 19-13,000 Hz; sens 89 dB W/m; imp 6 ohms. 9 1/2 x 6 x 5 1/4 in; 5 lb \$219/pr

NILES

NSW-100 Powered In-Wall Subwoofer System

SA-100 subwoofer amp and NSW-8 8-in subwoofer in in-wall enclosure. Amp stacks with other components; can be driven by preamp or directly from speaker outputs of receiver. Automatic on/off via music sensing. Crossover point 100 Hz, 24 dB/oct. Dedicated subwoofer level control; pushbuttons for bypass and phase-reversal. FR 38-100 Hz \pm 2 dB; 100 W cont avg with one woofer, 140 W cont avg with two woofers. SA-100; 17 x 3 1/2 x 10 in. 14 lb; NSW-8 14 x 42 x 3 in. 24 lb \$1,100/sys
NSW-8. Subwoofer with enclosure \$350 ea

Model 300 2-Way In-Wall Speaker

8-in polypropylene woofer with butyl surround and treated-fabric dust cap; 1-in soft-dome tweeter. Features crossover with two-position tweeter-level control. Power handling 5-105 W; FR 40-20,000 Hz \pm 2 dB; sens 89 dB SPL/W/m; imp 8 ohms; crossover point 2,500 Hz. Pearl-white finish, cloth or metal grille. 10 x 14 x 4 in; 12 lb/pr \$650/pr

Model 200 2-Way In-Wall Speaker

6 1/2-in polypropylene woofer with butyl sur-

SPEAKERS

round and treated-fabric dust cap; 1-in soft-dome tweeter. Two-position tweeter-level. Power handling 5-80 watts; frequency response 55-20,000 Hz \pm 2 dB; sensitivity 88 dB SPL/W/m; impedance 8 ohms; crossover point 2,800 Hz. Pearl-white finish, metal or cloth grille. New construction or retrofit brackets. Dimensions: 9 x 12 x 3 in; 9 lb/pr \$500/pr

Model 100 2-Way In-Wall Speaker

6½-in polypropylene woofer with treated foam surround and treated-fabric dust cap; 1-in dome tweeter. Two-position tweeter-level control. Power handling 5-55 W; FR 55-20,000 Hz \pm 3 dB; sens 87 dB SPL/W/m; imp 8 ohms; crossover point 4,000 Hz. Pearl-white finish, cloth or metal grille. New construction or retrofit brackets. 9 x 12 x 3 in; 6.5 lb/pr \$360/pr

Model 75 2-Way In-Wall Speaker

5¼-in polypropylene woofer with treated urethane surround; ¾-in polycarbonate dome tweeter. Designed for ceiling installation. Power handling 3-45 W; FR 63-20,000 Hz \pm 4 dB; sens 86 dB SPL/W/m; imp 8 ohms; crossover point 4,000 Hz. Pearl-white finish. Choice of square, round, or recessed lighting-type bezel and grille. Square: 6¾ x 6¾ x 2½ in. Round: 7¾ x 3½ in \$250/pr

NORMAN LABORATORIES

The following speakers feature ¼-in thick internally braced wood cabinets and black cloth grilles.

Model 93 3-Way Speaker

12-in 8-ohm poly woofer, 5¼-in poly midrange and 1-in dome tweeter. Power handling 350 W max; FR 35-20,000 Hz; sens >91 dB SPL/W/m. 14½ x 26 x 9¾ in; 84 lb pr \$300 ea

Model 83 3-Way Speaker

10-in 8-ohm poly woofer, 5¼-in poly midrange and 1-in dome tweeter. Power handling 250 W max; FR 38-20,000 Hz; sens >91 dB SPL/W/m. 11¾ x 23 x 9¾ in; 62 lb pr \$260 ea

Model 82 2-Way Speaker

10-in 8-ohm poly woofer and 1-in dome tweeter. Power handling 250 W max; FR 38-20,000 Hz; sens >91 dB SPL/W/m. 11¾ x 23 x 9¾ in; 58 lb pr \$200 ea

Model 50 2-Way Speaker

6½-in poly woofer and ¾-in dome tweeter. Power handling 100 W max; FR 50-20,000 Hz; sens >90 dB SPL/W/m. 8¾ x 13¾ x 7½ in; 25 lb pr \$120 ea

Classic Series

All Classic Series speakers feature gold-plated 5-way connectors: built-in pedestal.

Model 635 3-Way Speaker

Three 10-in 8-ohm poly woofers, 5¼-in poly midrange and 1-in dome tweeter. Power handling 600 W max; FR 25-20,000 Hz; sens >95 dB SPL/W/m. 16¾ x 49 x 11 in; 155 lb pr ... \$900 ea

Model 435 3-Way Speaker

Two 10-in 8-ohm poly woofers, 5¼-in poly midrange and 1-in dome tweeter. Power handling 500 W max; FR 30-20,000 Hz; sens >94 dB SPL/W/m. 15 x 40 x 9¾ in; 112 lb pr ... \$550 ea

Model 335 3-Way Speaker

10-in 8-ohm poly woofer, 5¼-in poly midrange and 1-in dome tweeter. Power handling 250 W max; FR 35-20,000 Hz; sens >92 dB SPL/W/m. 13 x 32½ x 9¾ in; 80 lb pr \$400 ea

Model 235 3-Way Speaker

10-in 8-ohm poly woofer, 5¼-in poly midrange and 1-in dome tweeter. Power handling 250 W max; FR 38-20,000 Hz; sens >91 dB SPL/W/m. 12 x 23 x 9¾ in; 60 lb pr \$300 ea

NOVAK

MR 7 2-Way Bookshelf Speaker

7-in Kevlar woofer and 1-in Kevlar inverted-dome tweeter. Features polypropylene capacitors; air-core inductors; internal bracing. Power handling 10-250 W; FR 48-22,000 Hz \pm 3 dB; sens 90.5 dB SPL/W/m \$1,090/pr

Model 2X 2-Way Speaker

6½-in plastic-cone woofer and ferrofluid-cooled dome tweeter. Features 4th-order Butterworth loading; 1st-order crossover with mylar capacitors; nondiffraction baffle; antistatic black-foam grille. Power handling 5-75 W; frequency response 44-24,000 Hz \pm 3 dB; sensitivity 91 dB SPL/W/m \$400/pr
Black laminate \$449/pr

ODEON

Point One 3-Way Speaker

Two 10-in woofers, two 5¼-in midranges, and one 1-in dome tweeter. Features truncated-pyramid shape; 1½-in fiberboard construction; fourth-order band-pass enclosure for woofers; acoustic-suspension enclosure for midranges. Power handling 100-400 W; FR 18-35,000 Hz \pm 3 dB; sens 89 dB SPL/W/m; nom imp 4 ohms; crossover points 90, 2,500 Hz. Marble finish. 32 x 72 x 19 in \$12,000/pr
Gloss lacquer finish \$4,899/pr
Zolotone finish \$3,899/pr

Point Three 2-Way Speaker

Bass-reflex design with 6½-in polypropylene woofer and 1-in dome tweeter. Features damped vented enclosure; truncated-pyramid shape; ¾-in fiberboard construction. Power handling 10-120 W; FR 58-40,000 Hz \pm 3 dB; sens 87 dB SPL/W/m; imp 8 ohms; crossover point 2,000 Hz. Zolotone finish. 19 x 36 x 6½ in; 36 lb ea \$799/pr

Zero Three Subwoofer

Four 6½-in polypropylene woofers. Features fourth-order band-pass design; ¾-in fiberboard construction; truncated-pyramid shape. Power handling 10-300 W; FR 22-100 Hz \pm 3 dB; sens 89 dB SPL/W/m; nom imp 4 ohms. Zolotone finish. 24 x 32 x 16½ in; 90 lb ea \$699 ea

Point/Zero Five Subwoofer/Satellite System

Subwoofer module with two 5¼-in polypropylene woofers; two acoustic-suspension satellites with two 4-in polypropylene midranges and two ¾-in dome tweeters. Each satellite features truncated-pyramid shape; ½-in and ¾-in fiberboard construction. Power handling 10-150 W; FR 39-24,000 Hz \pm 3 dB; sens 86 dB SPL/W/m; imp 8 ohms nominal; satellite crossover point 7,000 Hz. Zolotone finish. Sat: 7 x 14½ x 14½ in; sub: 7¾ x 9 x 4½ in; 20 lb/sys \$599/sys

Zero Four Subwoofer

Subwoofer with two 6½-in woofers. Features truncated-pyramid shape; band-pass design; ¾-in and ½-in fiberboard construction. Power handling 10-200 W; FR 32-120 Hz \pm 3 dB; sens 88 dB SPL/W/m; nom imp 8 ohms. Zolotone finish. 15¼ x 24 x 12¼ in; 30 lb ea \$399 ea

Point Four 2-Way Speaker

Bass-reflex shelf- or stand-mount design with 5¼-in polypropylene woofer and ¾-in soft-

dome tweeter. Features damped vented enclosure; truncated-pyramid shape; ½-in and ¾-in fiberboard construction. Power handling 10-120 W; FR 58-40,000 Hz \pm 3 dB; sens 87 dB SPL/W/m; nom imp 8 ohms; crossover point 2,500 Hz. Zolotone finish. 11¼ x 14½ x 6½ in ... \$399/pr

OHM

Walsh 5 Vented Speaker

Features coherent-line source (CLS) Walsh driver; 3 controls for lows, perspective (mid-range), and highs, each with 3 positions; gold-plated 5-way binding posts; gold internal connectors; Monster Cable internal wiring. Power handling 650 W cont; FR 25-25,000 Hz \pm 4 dB; imp 4 ohms. Available in walnut, oak and rosewood finishes or teak/white/black lacquer. 95 lb; 17½ x 17½ in bottom tapering to 15 x 15 in at top; 43-in tall; 95 lb ea \$6,000/pr

Ohm Theater Series

SBC-48 Subwoofer/Center-Channel System

1-in center-channel tweeter and two 10-in dual-voice coil woofers. Features Ohm Theater Matrix to derive center channel from L/R stereo channel inputs. Doubles as TV stand. Acoustically transparent black fabric grille and heavy wooden side-panels covered with black-textured vinyl. 18 x 48 x 12 in \$650
SBC-28. As above, 12-in woofer and 4-in vent. 19 x 28-in front panel \$550

SAT-2 2-Way Satellite Speaker

Phase-aligned, ferrofluid-cooled, ¾-in tweeters and 5¼-in woofers. Stealth black finish. 7¼-in high \$400/pr
SAT-1. As above, wood construction .. \$200/pr

SB-1 Subwoofer. 10-in dual-voice-coil woofer. 12¾ x 20¾ x 7¾ in \$300

XO Series

4XO Inverted-Cone Speaker

Bass-reflex design with coherent-line source (CLS) conical-surface driver; gold-plated 5-way binding posts; gold internal connectors; lead-lined cabinet; Monster Cable internal wiring; casters; protection circuits. Standard finish walnut and oak; available in rosewood, black, or white lacquer. Power handling 500 W cont; FR 32-23,000 Hz \pm 4 dB; imp 8 ohms. 15½ x 40 x 15½ in \$2,500/pr

3XO Inverted-Cone Speaker

Bass-reflex design with coherent-line source (CLS) inverted cone driver; press-connector inputs accept banana plugs or up to 12-gauge wire; lead-lined cabinet; casters; protection circuits. Standard finish walnut and oak; available in rosewood, black, or white lacquer. Power handling 300 W cont; frequency response 36-22,000 Hz \pm 4 dB; imp 8 ohms. 13½ x 36 x 13½ in. at base \$1,650/pr

2XO Inverted-Cone Speaker

Bass-reflex design with coherent-line source (CLS) inverted-cone driver; press-connector inputs accept banana plugs or 12-gauge wire; sub-bass activator; protection circuits. Standard finish walnut and oak; available in rosewood, black, or white lacquer. Power handling 200 W cont; FR 44-21,000 Hz \pm 4 dB; imp 8 ohms. 11½ x 32½ x 11½ in \$1,150/pr

1XO Inverted-Cone Speaker

Bass-reflex design featuring coherent-line source (CLS) inverted-cone driver; press-connector inputs accept banana plugs 12-gauge

WDS WISCONSIN DISCOUNT STEREO

Call Toll Free: 1-800-356-9514

Cassette Decks



Teac V970X \$455

3 head, 3 motor, Dolby B/C/Hx Pro, closed loop capstain

Teac V370X \$79

Dolby B/C, auto tape selector

JVC TDW305 TN **Special**

Titanium finish, twin A/R, full logic, continuous play

JVC TDV541 TN **Special**

3 head, full logic, Dolby B/C/Hx Pro, MPX, record mute

Sherwood DD1230 \$166

Auto-reverse, dubbing deck, Dolby B/C

CD Players



Teac AD-3 \$229

Combination CD/cassette deck, Dolby B/Hx Pro, remote

JVC XLM505 TN **Special**

6 disc magazine, titanium finish, 4 way repeat, direct access remote

JVC XLZ441 **Special**

Single CD player, 1 bit DAC, 32 track programmability


Sherwood CD1000 \$99

4X oversampling, fully programmable

Magnavox CDC-552 \$199

5 disc changer, 16 bit, 20 track, change 4 during play

Personal Electronics



Aiwa CADW8 \$288

CD portable, 3D subwoofer, Dolby, dubbing cassette deck

Sony MDVR6 Headphones \$67

Closed eor headphone

- ▶ Best Pricing AND Best Service
- ▶ Fast Delivery
- ▶ 30-Day No Lemon
- ▶ Service Protection Plans Available
- ▶ 1000's of Products
- ▶ 10-Day Return*

Some items closeouts. Some Limited Items.

Car Audio



Clarion 9731 \$196

Auto reverse, Dolby, 18 presets, bass and treble controls, RCA out

Clarion 9701 \$188

Standard chassis, seek, A/R, 25 watts, bass & treble, RCA out

JBL T602 \$72

6.5" 2 way speakers, 80 watts, 55 to 23K Hz

Sherwood XR-2704 \$179

Digital tuner, 30 presets, key off eject, 20 watts, fader

Sherwood XS-1092 \$49

6x9" 2 way speakers, 90 watts

Alphasonik PMA 2100E \$248

100 wt/cu car amplifier, Class A, 0.05 THD

Pyle HB 1230 \$299

New Wave Pounders. 12" woofer, 3-way box system

Stereo Receivers



JVC RX-705 **Special**

100 watts, Dolby Pro Logic Surround Sound, 4 built-in amps

JVC RX-505 **Special**

80 watts, Dolby Surround Sound, 7 band EQ

JVC RX-805 **Special**

100 watts, Dolby Pro Surround Sound, 5 amps

Sherwood RA-1142 \$128

50 watts, quartz tuning, 24 presets

Marantz RS2253 \$159

50 watts, Matrix Surround Sound, 12 key remote

Mini Component Systems



JVC MX70 **Special**

50 watts per channel amplifier, tuner, CD player, tape deck and 2 way speakers. Surround sound, 7 band EQ, 5 inputs, AV remote control with power on/off

**We are now featuring:
Nintendo and Gameboy**

Battle Toads	\$39
Super Mario	\$39
Mega Man III	\$24
Teenage Mutant Ninja	
Turtles	\$29

MasterCard VISA or COD

*10-Day Return Policy: Return items accepted within 10 days of purchase. (Must get prior authorization.) Original condition. 10% restocking fee. Shipping and handling not refundable.

WDS, 2417 W. Badger Road, Madison, 53713
Hours: Monday-Friday: 8-8 • Saturday: 8-5:30 • Sunday: Closed

WDS—Your complete home shopping center for:

• Sony • Hitachi • JVC • Magnavox • Canon • Panasonic • Quasar • Zenith • Sharp • Sylvania • Toshiba • Fisher • Sherwood • Soundcraftsman • Teac • Aiwa • Suono • Ortofon • Shure • Stanton • AAL • Bose • Advent • Design Acoustics • Infinity • Jamo • Blaupunkt • Clarion • Alphasonik • MTX • Pyle • BEL • Bearcat • Cobra • American Bell • Code-A-Phone • Bell South • Phone Mate • Freedom Phone • Koss • Brother • Smith Corona • Nintendo • ... and many more that cannot be nationally advertised!

• **Call today for current product and pricing information.** •

SPEAKERS

wire; protection circuit, circular metal grille. Walnut finish. Frequency response 48-20,000 Hz \pm 4 dB; power range 10-90 W; impedance 8 ohms. 11½ x 32½ x 11½ in at base tapering to 9¼ x 9¼ in at top; 24 lb\$900/pr

Full Room Stereo Series

FRS 15 Inverted-Cone Speaker

Features inverted-cone, coherent-line source (CLS) driver; ferrofluid-cooled driver and protective circuits; bass-reflex enclosure heavily-braced and lead-lined; sub-bass activator; 5-way binding posts. Power handling 500 W peak; FR 30-22,000 Hz \pm 4 dB; sens 91 dB SPL/W/m; imp 8 ohms. Finished in oak-vinyl veneer. 11¼ x 54 x 11¼ in\$1,400/pr

FRS 11 Inverted-Cone Speaker

Features inverted-cone, coherent-line source (CLS) driver; ferrofluid-cooled driver and protective circuits; bass-reflex enclosure, heavily braced and lead-lined; sub-bass activator; 5-way binding posts. Power handling 250 W peak; FR 35-22,000 Hz \pm 4 dB; imp 8 ohms. Finished in oak-vinyl veneer\$1,100/pr

FRS 9 2-Way Speaker

Corner-mounted tweeter, 8-in woofer and rear-mounted 12-in passive radiator; sub-bass activator; 5-way binding posts; protection circuits. Power handling 225 W peak; FR 36-20,000 Hz \pm 4 dB; imp 8 ohms. Finished in oak-vinyl veneer. 11¼ x 35¼ x 11¼ in\$880/pr

FRS 7 2-Way Speaker

Corner-mounted tweeter, 6-in woofer and rear-mounted 10-in passive radiator; sub-bass activator; 5-way posts; protection circuits. Power handling 175 W peak; FR 40-20,000 Hz \pm 4 dB; sens 91 dB SPL/W/m; imp 8 ohms. Finished in oak-vinyl veneer\$680/pr

FRS 5 2-Way Bookshelf Speaker

Corner-mounted tweeter, 6-in woofer. Sub-bass activator; 5-way binding post; protection circuits. Power handling 125 W peak; FR 48-20,000 Hz \pm 4 dB; imp 8 ohms. Finished in oak-vinyl veneer. 11¼ x 11¼ x 11¼ in\$480/pr

Sound Cylinders Series

Features cylindrical cabinets.

Pro 250 Sound Cylinder Speaker

Coherent-line source driver in lead-lined cylinder. Monster Cable wirings. Power handling 250 W cont; FR 35-20,000 Hz; sens 91 dB; imp 8 ohm. 45½-in h x 11½-in diameter ...\$1,400/pr

Pro 200. As above, power handling 200 W cont; FR 39-20,000 Hz; sens 91 dB; imp 8 ohm. Oak or black-vinyl finish. 39-in x 11½-in diameter\$1,100/pr

Pro 150. As Pro 250, power handling 150 W cont; FR 42-20,000 Hz; sens 91 dB; imp 8 ohms. 34½-in h x 11½-in diameter\$850/pr

Coherent Audio Monitors Series

CAM 42 SBA 2-Way Bookshelf Speaker

¾-in polycarbonate-dome tweeter, 8-in polypropylene woofer, 12-in passive radiator, and patented sub-bass-activator. Power handling 300 W; FR 39-20,000 Hz \pm 4 dB; sens 90 dB SPL/W/m; imp 8 ohms. Oak or black-vinyl finish. 14¼ x 26½ x 11 in\$680/pr

CAM 32 SBA 2-Way Bookshelf Speaker

¾-in polycarbonate-dome tweeter, 6½-in woofer, 10-in passive radiator. Circuit breaker; patented sub-bass activator. Power handling 175 W; FR 39-20,000 Hz \pm 4 dB; sens 90 dB; imp 8

ohms. Brushed bronze vinyl. 12¼ x 22¼ x 11 in\$520/pr

CAM 16 SBA 2-Way Bookshelf Speaker

Vented design with rotatable tweeter and 6½-in woofer. Features bevelled cabinet; frameless grilles. Power handling 125 watts; frequency response 46-20,000 Hz \pm 4 dB; sensitivity 89 dB; impedance 8 ohms. Brushed bronze vinyl. Dimensions: 9 x 17¼ x 11 in\$400/pr

OMNI SOUND

Features white-, black-, rosewood-, teak-, or walnut-laminate finish.

Omni Sound TCM 3 2-Way Speaker

Vented design with 8-in carbon graphite woofer, 1-in aluminum-dome tweeter. Power handling 10-200 W; FR 36-22,000 Hz \pm 3 dB; sens 92 dB W/m; nom imp 8 ohms. 11 x 36 x 13 in; 58 lb\$695/pr

Omni Sound TCM 2 2-Way Bookshelf Speaker

Vented design with 8-in carbon graphite woofer, 1-in aluminum-dome tweeter. Power handling 10-200 W; FR 50-22,000 Hz \pm 3 dB; sens 92 dB W/m; nom imp 8 ohms. 11 x 20 x 11 in; 38 lb\$595/pr

Omni Sound TCM 1. As above, 6½-in carbon graphite woofer; FR 62-22,000 Hz \pm 3 dB; sens 90 dB W/m; nom imp 4 ohms. 8 x 13 x 9 in; 22 lb\$495/pr

OPTIMUS BY RADIO SHACK

Mach Three 3-Way Speaker

Ferrofluid cooled midrange and tweeter horns. Midrange- and tweeter-level controls. FR 50-25,000 Hz; power handling W max; sens 93 dB SPL/W/m; imp 8 ohms. Removable cloth grille, walnut finish. 13 x 17¼ x 30 in\$299 ea

Model 1050 3-Way Speaker

Bass-reflex design with 15-in woofer, 5-in midrange, and 3-in ferrofluid-cooled tweeter. Features tuned-port design; removable grille. FR 60-20,000 Hz; power handling 100 W; sens 90 dB SPL/W/m; imp 8 ohms. Oiled walnut finish. 11¼ x 23¼ x 19½ x 29¾ x 17¾ in; 44 lb\$400/pr

Model 950 2-Way Speaker

Bass-reflex design with 15-in woofer and ferrofluid-cooled tweeter. Features tuned-port design; removable grille. FR 50-20,000 Hz; power handling 100 W; sens 90 dB SPL/W/m; imp 8 ohms. Oiled walnut finish. 11¼ x 23¼ x 19½ in\$340/pr

Optimus-990 2-Way Speaker

Bass-reflex design with long-throw woofer and piezo horn tweeter. Power handling 100 W. FR 55-20,000 Hz; sens 92 dB SPL/W/m; imp 8 ohms. Oiled walnut veneer, removable cloth grille. 11¼ x 23¼ x 19½ in\$169 ea

Optimus-660 3-Way Speaker

Bass-reflex design with long-throw woofer, 5-in midrange, and horn tweeter. Oiled walnut veneer, removable cloth grille\$119 ea

OWI

2300 2-Way Wall/Ceiling Speaker

Flat-wave system with 5 x 5-in dynapleat woofer with strontium magnet, 1½-in dyna-ribbon tweeter. Power handling 30 W, 60 W max; frequency response 50-20,000 Hz; sensitivity 85 dB SPL/W/m; impedance 4 ohms; crossover point 5,000 Hz. Available in ivory or black finish. 9 x 9 x 1½ in; 2½ lb ea\$450/pr

3301 Wall/Ceiling Speaker

Coaxial, flush-mount design featuring 5½-in Honeycomb-Ring speaker, 10-oz strontium magnet. Power handling 30 W, 60 W max; frequency response 50-20,000 Hz; sensitivity 90 dB SPL/W/m; imp 4 ohms. White finish. 10-in diameter x 1¼-in. 2½ lb\$450/pr

OWI-503 3-Way Weather-Resistant Speaker

5¼-in woofer, 2-in tweeter, 1-in tweeter. Power handling 60 W, 120 W max; FR 60-22,000 Hz; sens 93 dB SPL/W/m; imp 8 ohm; crossover points 6,000, 9,000 Hz. Aluminum die-cast cabinet; black or cream finish. 6¼ x 10 x 6 in; 7 lb ea\$350/pr

Thindy II Model 2301 Wall/Ceiling Speaker

Flush mount design with 5½-in Honeycomb-Ring speaker; 8½-oz strontium magnet. Power handling 30 W, 60 W max; FR 65-20,000 Hz; sens 90 dB SPL/W/m; imp 6 ohm. Black or ivory finish. 9 x 9 x 1¼ in; 2½ lb\$350/pr

OWI-502 2-Way Weather-Resistant Speaker

5¼-in woofer, 2-in tweeter, 10-oz magnet. Power handling 60 W rms, 120 W max; FR 60-19,000 Hz; sens 93 dB SPL/W/m; imp 8 ohms; crossover point 6,000 Hz. Aluminum die-cast cabinet. Black, cream, or white finish. 6¼ x 10 x 6 in. 7 lb/ea\$320/pr

OWI-900 Weather-Resistant Subwoofer

5¼-in speaker and 10-oz magnet. Power handling 30 W, 60 W max; FR 40-450 Hz; imp 8 ohms; sens 93 dB SPL/W/m; crossover point 430 Hz. Aluminum die-cast cabinet; black finish. 6¼ x 10 x 6 in\$225 ea

3302 Weather-Resistant Speaker

Wall/ceiling flush-mount design with 5½-in Honeycomb-Ring speaker, 10-oz strontium magnet. Power handling 30 W, 60 W max; sens 91 dB SPL/W/m; imp 4 ohms. White finish. 10-in diameter x 1¼-in. 2½ lb\$200/pr

OWI-203 3-Way Weather-Resistant Speaker

4-in polypropylene woofer, 2-in mylar tweeter, and ½-in mylar tweeter; 10-oz strontium magnet. Power handling 50 W; 100 W max; FR 90-22,000 Hz; imp 8 ohm; sens 92 dB SPL/W/m; crossover points 6,000 and 9,000 Hz. Aluminum die-cast cabinet; autumn gray, black, or cream finish. 4½ x 7 x 4 in; 5½ lb ea ...\$190/pr

OWI-202 2-Way Weather-Resistant Speaker

4-in polypropylene woofer, 2-in mylar tweeter, 10-oz strontium magnet. Power handling 40 W, 80 W max; frequency response 90-20,000 Hz; nominal impedance 8 ohms; sens 92 dB SPL/W/m; crossover point 6,000 Hz. Black, cream, or white finish. 4½ x 7 x 4 in\$170/pr

M-5CX Weather-Resistant Speaker

Coaxial, flush mount design with 5¼-in polypropylene cone speaker, ½-in tweeter, 7-oz magnet. Power handling 20 W, 40 W max; FR 50-20,000 Hz; sens 94 dB SPL/W/m; imp 4 ohms. White finish\$89 ea

M-4F Weather-Resistant Speaker

Flush-mount design with 4-in polypropylene cone speaker, 4-oz magnet. Power handling 15 W, 30 W max; FR 70-18,000 Hz; sens 90 dB SPL/W/m; imp 4 ohms. White finish\$65 ea

PACIFIC SOUND & SIGNAL

Andante Series

S123 3-Way Speaker

Infinite-baffle design with 12-in woofer, 6-in

SPEAKERS

mid, 2-in tweeter. FR 30-20,000 Hz; imp 8 ohms; sens 91 dB SPL/W/m. 32 x 15 x 12 in ... \$700/pr

16C Subwoofer

Two 6½-in drivers. Power handling 20-120 W; FR 30-120 Hz; imp 8 ohms; sens 89 dB SPL/W/m. 10 x 12 x 16 in; 32 lb ... \$279 ea

SPO6 2-Way In-Wall Speaker

6½-in woofer, soft-dome tweeter. Power handling 5-60 W; FR 45-21,000 Hz; imp 8 ohms; sens 90 dB SPL/W/m. Paintable white. 8½ x 12 x 3 in ... \$180/pr

SPOS 2-Way In-Wall Speaker

5½-in woofer. Power handling 5-60 W; FR 55-21,000 Hz; imp 8/16 ohms; sens 90 dB SPL/W/m. Paintable white. 7½ x 11 x 3 in ... \$130/pr

M100 2-Way Satellite Speaker

Vented design with 4-in woofer. Power handling 20-60 W; FR 100-21,000 Hz; imp 8 ohms; sens 90 dB SPL/W/m. 7½ x 4¾ x 4¾ in; 3.3 lb ... \$100/pr

Pacific Series

CF-16 Subwoofer

Two 8-in drivers. Power handling 30-120 W; FR 25-120 Hz; imp 8 ohms; sens 90 dB SPL/W/m. 24 x 11 x 14 in; 47 lb ... \$299 ea

PARADIGM

The following products are distributed by Audiostream.

Monitor Series

Studio Monitor 3-Way Speaker

Two 8-in woofers with mineral-filled copolymer polypropylene cone, Kapton-voice-coil former; 5-in midrange with mineral-filled homo-polymer polypropylene cone, Kapton-voice-coil former; 1-in aluminum-dome tweeter, ferrofluid cooled and damped. Individually calibrated, phase corrected 2nd- and 3rd-order crossovers. Medite baffle. Frequency response 25-20,000 ± 2 dB; sensitivity 90 dB SPL/W/m; power range 15-300 W. Triwirable and triampable. Walnut, oak, or black-ash veneer finish. 12¼ x 42½ x 16½ in; 93 lb ... \$1,899/pr

Eclipse Monitor 2-Way Speaker

Two 8-in woofers with mica-filled copolymer polypropylene cones and Kapton-voice-coil formers; 1-in aluminum-dome tweeter, ferrofluid cooled and damped. Phase-corrected 4th order crossover. FR 28-20,000 Hz ± 2 dB; sens 91 dB SPL/W/m; power range 15-250 W. Walnut, oak, or black-ash veneer finish. 11½ x 40 x 16½ in; 73 lb ... \$1,449/pr

Esprit Monitor 2-Way Speaker

Two 8-in woofer with mica-filled copolymer polypropylene cones with Kapton-voice-coil former; 1-in aluminum-dome tweeter, ferrofluid cooled and damped. Individually calibrated, phase-corrected 3rd-order crossover. Medite baffle. FR 34-20,000 Hz ± 2 dB; sens 94 dB SPL/W/m; power range 15-250 W. Biwirable and biampable. Walnut, oak, or black-ash veneer finish. 10¼ x 37 x 14¾ in; 62 lb ... \$1,149/pr

Export Monitor 2-Way Speaker

8-in woofer with mineral-filled copolymer polypropylene cone, Kapton-voice-coil former; 1-in aluminum-dome tweeter, ferrofluid cooled and damped. Individually calibrated, phase-corrected 4th-order crossover. Medite baffle. FR 28-20,000 Hz ± 2 dB; sens 89 dB SPL/W/m;

power range 15-150 W. Biwirable and biampable. Walnut, oak, or black-ash veneer finish. 10¼ x 24 x 14 in; 35 lb ... \$849/pr

Compact Monitor 2-Way Speaker

6-in woofer with mineral-filled copolymer polypropylene cone, Kapton-voice-coil former; 1-in aluminum-dome tweeter, ferrofluid cooled and damped. Individually calibrated, phase-corrected 3rd-order crossover. Medite baffle. FR 40-20,000 Hz ± 2 dB; sens 88 dB SPL/W/m; power range 15-100 W. Biwirable and biampable. Walnut, oak, or black-ash veneer finish. 8½ x 15½ x 12; 22 lb ... \$599/pr

MkII Performance Series

11seMkII 2-Way Speaker

Two 8-in woofers with copolymer polypropylene cones, Kapton-voice-coil formers; 1-in laminated-textile-dome tweeter, ferrofluid cooled and damped. Phase-corrected 3rd order crossover. Sens 92 dB SPL/W/m; power range 15-250 W. Walnut or black-ash vinyl finish. 11¼ x 39¼ x 14¾ in; 60 lb ... \$899/pr

9seMkII 2-Way Speaker

Two 8-in woofers with copolymer polypropylene cones, Kapton-voice-coil former; 1-in laminated-textile-dome tweeter, ferrofluid cooled and damped. Phase-corrected 3rd order crossover. Frequency response 34-20,000 Hz ± 2 dB; sensitivity 93 dB SPL/W/m; power range 15-200 watts. Walnut or black-ash vinyl finish. 11½ x 30 x 14¾; 45 lb ... \$699/pr

7seMkII 2-Way Speaker

8-in woofer with copolymer polypropylene cone, Kapton-voice-coil former; 1-in laminated-textile-dome tweeter, ferrofluid cooled and damped. Phase-corrected 3rd-order crossover. Frequency response 30-20,000 Hz ± 2 dB; sensitivity 89 dB SPL/W/m; power range 15-150 watts. Walnut or black-ash vinyl finish. Dimensions: 10¼ x 25 x 13¾; 38 lb ... \$569/pr

5seMkII 2-Way Speaker

8-in woofer with copolymer polypropylene cone and Kapton-voice-coil former; 1-in laminated-textile-dome tweeter, ferrofluid cooled and damped. Phase corrected 3rd-order crossover. FR 32-20,000 Hz ± 2 dB; sens 90 dB; power range 15-150 W. Walnut or black-ash vinyl finish. 10½ x 24 x 11½ in; 30 lb ... \$499/pr

5se 2-Way Speaker

8-in woofer with copolymer polypropylene cone Kapton-voice-coil former; 1-in polyimide-dome tweeter, ferrofluid cooled and damped. Phase corrected 2nd order crossover. FR 38-20,000 Hz ± 2 dB; sens 90 dB SPL/W/m; power range 15-100 W. Walnut or black-ash vinyl finish. 20½ x 10 x 11¾ in; 24 lb ... \$369/pr

3se 2-Way Speaker

6-in woofer with poly laminate cone, Kapton-voice-coil former; 1-in polyimide-dome tweeter, ferrofluid cooled and damped. Phase-corrected 2nd-order crossover. FR 45-20,000 Hz ± 2 dB; sensitivity 91 dB SPL/W/m; power range 15-100 W. Walnut or black-ash vinyl finish. 9½ x 19¼ x 10¼ in; 22 lb ... \$299/pr

3se-mini 2-Way Speaker

6-in woofer with poly laminate cone, Kapton-voice-coil former; 1-in polyimide-dome tweeter, ferrofluid cooled and damped, phase-corrected 2nd-order crossover. FR 50-20,000 Hz ± 2 dB; sens 88 dB SPL/W/m; power range 15-100 W. Walnut or black-ash vinyl finish. 14¼ x 8¼ x 9½ in; 18 lb ... \$249/pr

Titan 2-Way Speaker

6-in woofer with polypropylene cone and Kapton-voice-coil former; ¾-in polyimide-dome tweeter, ferrofluid cooled and damped. Phase-corrected 2nd-order crossover. FR 55-20,000 Hz ± 2 dB; sens 88 dB SPL/W/m; power range 15-100 W. Walnut or black-ash vinyl finish \$199/pr

Architectural Monitor Series

AMS-200 2-Way In-Wall Speaker

One-piece main housing/woofer chassis made from high-pressure die-cast aluminum; 6-in woofer with mineral-filled copolymer polypropylene cone, aluminum/Nomex voice-coil former; 1-in treated textile-dome tweeter, ferrofluid cooled and damped. Phase-corrected 3rd-order crossover. Aluminum mounting bracket for both retrofit and new-home installation. FR 70-20,000 Hz ± 2.5 dB; sens 88 dB SPL/W/m; power range 15-80 W. Paintable bone-white enamel finish. 8 x 12 x 3¾; 8 lb ... \$369/pr

PARASOUND

AWM-380 2-Way Outdoor Speaker

Air-suspension design with die-cast-enclosure and weather-resistant parts. 5¼-in carbon-fiber-reinforced polypropylene woofer, 1-in dome tweeter Power handling 10-80 watts cont; FR 48-20,000 Hz ± 3 dB; sens 88 dB/W/m; imp 8 ohms; crossover point 2,400 Hz, 12 dB/oct slope. White finish ... \$325/pr
AWS-280. As above, 2-in dome tweeter and no reinforced polypropylene. Power handling 10-70 W; FR 55-20,000 Hz ± 3 dB; crossover 3,000 Hz, 6 dB/oct slope. 6½ x 9¼ x 6¼ in ... \$255/pr
AWM-360. As AWM-380, 4-in woofer. Power handling 10-60 W; FR 65-20,000 Hz ± 3 dB; crossover 2,600 Hz. 4½ x 7¼ x 4½ in ... \$200/pr

PEGASUS BY RAYCO SOUND

Quartet Speaker System

Vented design with 6½-in woofer, 4½-in cone midrange, ¾-in dome tweeter. FR 46-24,000 Hz; sens 92 dB SPL/W/m; crossover points 150, 5,000 Hz; nom/min imp 8/7 ohms. Brown or black grille cloth and walnut or black-lacquer finish. Four pieces; 70 lb/sys ... \$1,299/sys
 Deluxe kit ... \$1,099/sys
 Basic kit ... \$899/sys

Trio. As above, three-piece system. Frequency response 50-24,000 Hz; nom/min impedance 8/6.8. 67 lb/sys ... \$1,099/sys
 Deluxe kit ... \$940/sys
 Basic kit ... \$770/sys

RockMaster 3 2-Way Speaker

Vented design with 15-in woofer and 4 x 11-in horn tweeter. FR 46-20,000 Hz; sens 97 dB SPL/W/m; min power 40 W; crossover point 3,500 Hz; nom imp 6 ohms, min imp 3.3 ohms. Black-paint finish and black-metal grille. 20 x 32 x 13 in. 79 lb ea ... \$2,400/pr
 Kit form ... \$1,200/pr

RockMaster 2 2-Way Speaker

Vented design featuring 12-in woofer, 4 x 11-in horn tweeter. FR 36-20,000 Hz; sens 94 dB SPL/W/m; min power 40 W; crossover point 3,500 Hz; nom/min imp 8/4.2 ohms. Black-metal grille and black-paint finish. 16 x 26 x 17 in; 75 lb ea ... \$2,000/pr
 Basic kit ... \$1,000/pr

Rock Master 1 2-Way Speaker

Vented design with 15-in woofer and 4 x 11-in horn tweeter. FR 58-20,000 Hz; sens 97 dB SPL/W/m; min power 40 W; nom/min imp 8/6 ohms;

SPEAKERS

crossover point 3,500 Hz. Black-paint finish with black-metal grille. 20 x 32 x 13 in; 67 lb ea. \$1,600/pr
Basic kit \$800/pr

Theta 2-Way Speaker

Vented design with 8-in woofer and 1-in dome tweeter. Laminated English-oak finish, brown knit grille. 11 x 25 x 17 in. 44 lb ea. \$1,299/pr
Kit form \$1,099/pr

Delta 2-Way Speaker

Vented design with 6½-in woofer; 1-in dome tweeter. FR 44-20,000 Hz; sens 88 dB SPL/W/m; min power 25 W; crossover point 3,000 Hz; nom/min imp 8/6 ohms. Laminated English-oak finish with brown knit grille. 13 x 20 x 9 in; 28 lb ea. \$1,000/pr
Basic kit \$700/pr

Lambda 2-Way Speaker

Vented design with 6½-in woofer and ¾-in dome tweeter. FR 44-20,000 Hz ± 3 dB; sens 88 dB SPL/W/m; min power 15 W; crossover point 4,000 Hz; nom imp 6 ohms, min imp 4 ohms. Laminated English-oak finish with brown knit grille. 9 x 17 x 11 in. 20 lb ea. \$800/pr
Kit form \$560/pr

Alpha IIA

Vented design with 6½-in woofer and 1-in dome tweeter. FR 48-20,000 Hz ± 3 dB; sens 88 dB SPL/W/m; min power 15 W; crossover point 5,000 Hz; nom/min imp 8/6.6 ohms. Brown grille and laminated English-oak finish; 26 lb ea. \$500/pr
Basic kit \$350/pr

PF ACOUSTICS

Model 26 2-Way Speaker

6½-in polypropylene woofer with magnet and voice coil, 1-in aluminum-dome tweeter. Crossover utilizes air-core inductors and film-type capacitors and resistors; internal wiring is multi-strand OFC connection via gold-plated 5-way binding posts; ¾-in MDF construction with internal bracing. Sens 87 dB W/m; crossover point 2,500 Hz; imp 8 ohms. Walnut or oak veneer finish. 10 x 16 x 8 in. \$795/pr

PHASE TECHNOLOGY

PC Series

PC-8.5 3-Way Speaker

Unicell acoustic treatment with 10-in solid-piston woofer, 5¼-in solid-piston midrange, 1-in soft-dome tweeter. Power handling 25-120 W; FR 35-20,000 Hz ± 2 dB; sens 89 dB; imp 4 ohms. Dark oak, walnut, black. 13 x 39½ x 11¼ in; 90 lb ea. \$1,200/pr

PC-6.5 3-Way Speaker

Unicell acoustic treatment with 8-in solid-piston woofer, 5¼-in solid-piston midrange, 1-in soft-dome tweeter. FR 42-20,000 Hz ± 2 dB; sens 89 dB; power handling 25-100 W; imp 4 ohms. Dark oak, walnut, black. 11 x 36¾ x 9 in; 58 lb ea. \$900/pr

PC-80 2-Way Speaker

Unicell acoustic treatment with 6½-in solid-piston woofer, 1-in soft-dome tweeter. FR 50-20,000 Hz ± 3 dB; sens 88 dB; power handling 25-100 W; imp 6 ohms. Dark-oak, light-oak, walnut, and black. 9½ x 15½ x 11¼ in; 32 lb ea. \$650/pr

PC-90 Subwoofer

Acoustic-suspension design with 10-in cone

dual-voice-coil driver. Power handling 25-150 W; FR 27-90 Hz ± 3 dB; sens 88 dB; imp 6 ohms. 16½ x 20 x 15½ in; 57 lb ea. \$550 ea

PC-60 II 2-Way Bookshelf Speaker

Acoustic-suspension phase-coherent speaker with 6-in solid-piston woofer and 1-in soft-dome tweeter. Accepts banana plugs. Power range 15-100 W; FR 55-20,000 Hz ± 3 dB; sens 87 dB SPL/W/m; imp 4 ohms. Walnut, stained-oak, and light-oak. 8 x 13½ x 8 in; 15 lb \$480/pr

PC-40 Mk II 2-Way Bookshelf Speaker

Acoustic-suspension phase-coherent speaker with 5¼-in solid-piston woofer; 1-in soft-dome tweeter. Accepts banana plugs. Power range 15-80 W; FR 70-20,000 Hz ± 3 dB; sens 89 dB SPL/W/m; imp 4 ohms. Walnut, stained-oak, and light-oak. 6½ x 9¾ x 5¼ in; 10 lb .. \$380/pr

PC-50 Mk II Subwoofer

Down-firing floor-loaded acoustic-suspension subwoofer with 10-in solid-piston woofer. Features polypropylene bypass capacitors; internal passive crossover; feet extenders for heavy carpeting. Power range 25-200 W; FR 30-150 Hz ± 3 dB; sens 87 dB SPL/W/m; imp 8 ohms. Walnut, light-oak, stained-oak. 13 x 14 x 15 in; 33 lb \$350 ea

ES Series

Model 730-ES 3-Way Speaker

Tower speaker with 10-in bass/midrange driver, 5¼-in cone midrange, 1-in ferrofluid-cooled soft-dome tweeter. Features asymmetrically mounted tweeter and midrange. Power handling 120 watts; FR 36-20,000 Hz ± 3 dB; sens 93 dB SPL/W/m; nominal imp 8 ohms; crossover points 250 and 3,000 Hz. Black-ash or dark-oak vinyl. 12½ x 34 x 10¾ in \$630/pr

Model 530-ES 2-Way Bookshelf Speaker

10-in bass/midrange and 1-in ferrofluid-cooled soft-dome tweeter. Features asymmetrically mounted tweeter. Power handling 100 W; FR 40-20,000 Hz ± 3 dB; sens 93 dB SPL/W/m; imp 8 ohms; crossover point 2,200 Hz. Black-ash or dark-oak vinyl. 13 x 22½ x 10¾ in. \$420/pr

Model 435-ES 2-Way Bookshelf Speaker

8-in bass/midrange and 1-in ferrofluid-cooled soft-dome tweeter. Features asymmetrically mounted tweeter. Power handling 80 W; FR 45-20,000 Hz ± 3 dB; sens 92 dB SPL/W/m; imp 8 ohms; crossover point 2,500 Hz. Black-ash or dark-oak vinyl. 12 x 22½ x 10¾ in. \$300/pr

Model 335-ES 2-Way Bookshelf Speaker

Rear-vented enclosure with 6½-in cone woofer and 1-in soft-dome tweeter. Power handling 5-60 W; FR 65-20,000 Hz ± 3 dB; sens 90 dB. 8¼ x 13¼ x 8½ in; 25 lb pr \$240/pr

Subwoofer/Satellite Systems

PC-80/90 Mk II Subwoofer/Satellite System

3-piece system consisting of 2 PC80 satellites and PC90 subwoofer. Power handling 25-150 W; FR 27-20,000 Hz ± 3 dB; sens 88 dB SPL/W/m; imp 6 ohms; crossover points 90, 2,500 Hz \$1,200/sys

PC-60/50 Mk II Subwoofer/Satellite System

3-piece system consisting of 2 PC60 satellites and PC50 subwoofer. Power handling 25-150 W; sens 87.5 dB SPL/W/m; imp 8 ohms; crossover points 150, 1,200 Hz \$830/sys

PC-40/50 Mk II Subwoofer/Satellite System

3-piece system consisting of 2 PC40 satellites

and PC50 subwoofer. Power handling 15-100 W rms; FR 30-20,000 Hz ± 3 dB; sens 89 dB SPL/W/m; imp 8 ohms; crossover points 150, 1,500 Hz \$730/sys

CI Series

CI 80 2-Way In-Wall Speaker

Dual 6-in solid-piston woofers, 1-in soft-dome tweeter with Unicell acoustic treatment. Features auto-resetting thermal breakers; 5-way gold-binding post; screened woofer baskets. Power handling 15-100 W; FR 38-20,000 Hz; imp 8 ohms. 5-year warranty \$740/pr

CI-60 IV 2-Way In-Wall Speaker

6-in solid-piston woofer, 1-in soft-dome tweeter. Features auto-resetting thermal breakers; 5-way binding posts; screened woofer baskets; 5-year warranty. Power handling 15-80 W; FR 40-20,000 Hz; imp 4 ohms \$500/pr

CI-40 IV 2-Way In-Wall Speaker

5¼-in solid-piston woofer, 1-in soft-dome tweeter. Features auto-resetting thermal breakers; 5-way binding posts; screened woofer basket; 5-year warranty. Power handling 15-80 W; FR 55-20,000 Hz; imp 4 ohms \$400/pr

CI-20 IV 2-Way In-Wall Speaker

6-in cone woofer with 2¼-in cone tweeter. Features auto-resetting thermal breakers; 5-way binding posts; screened woofer basket; 5-yr warranty. Power handling 15-60 W; FR 55-18,000 Hz; imp 8 ohms \$300/pr

CI-SUB II In-Wall Subwoofer

6 x 9-in damped fel-cone woofer. Power handling 25-100 W; FR 20-90 Hz; imp 4 ohms \$275 ea

CI-10 IV 2-Way In-Wall Speaker

5-in cone woofer with two ¼-in cone tweeters. Features auto-resetting thermal breakers; 5-way binding posts; screened woofer basket. Power handling 15-50 W; FR 55-18,000 Hz; imp 8 ohms \$200/pr

PHILIPS

FB-1000 3-Way Speaker

2 woofers and 2 patented Isophase-ribbon drivers (midrange and tweeter). Cast-aluminum frame; cone material made of polypropylene and carbon fibers; voice-coil is 2-layer polyester-varnished wire construction; Isophase midrange/tweeter low mass push-pull design utilizing patented rear damping chamber. Biwire/biamp compatible. Power handling 300 W cont; FR 40-40,000 Hz. Satin-gloss varnished natural rosewood-veneer cabinet and black piano-lacquer front panel \$4,000/pr

FB-825 3-Way Speaker

Two 8-in soft-coated woofers, 5½-in soft-coated midrange and Isophase planar ribbon tweeter. Rounded edge cabinet with two separate woofer enclosures; MDF acoustic-damping baffle with solid-wood edge trim; power-overload-protection system. Banana-plug-compatible input connectors. Power handling 250 W cont. Dark-walnut foil-finished cabinet \$800/pr

FB-820 3-Way Speaker

Two 7-in soft-coated woofers, 4-in soft-coated midrange and 2-in Supranyl soft-dome tweeter with ferrofluid damping and cooling. Rounded-edge cabinet with 2 separate woofer enclosures; power overload protection system. Banana-plug-compatible input connectors. Power handling 200 W cont. Dark-walnut foil-finished cabinet \$600/pr

SPEAKERS

FB-815 3-Way Speaker

Two 8-in soft-coated woofers, 4-in soft-coated midrange and 6-in Supranyl soft-dome tweeter with ferrofluid damping and cooling. Rounded-edge cabinet; power-overload protection system. Banana-plug-compatible input connectors. Power handling 150 W cont. Dark-walnut, finished cabinet \$500/pr

FB-695 3-Way Speaker

Bass-reflex design with 8-in soft-coated woofer, 8-in soft-coated midrange, and 1-in polygrid-dome tweeter. Power handling 120 W cont; FR 37-20,000 Hz; sens 90 dB/W/m; imp 6 ohms; crossover frequencies 1,500, 4,000 Hz. Dark walnut-foil finish. 11 $\frac{1}{2}$ x 29 $\frac{1}{4}$ x 13 $\frac{1}{4}$ in; 31 lb \$400/pr

FB-690 3-Way Speaker

Bass-reflex design with 7-in soft-coated woofer, 7-in soft-coated midrange, and 1-in polygrid-dome tweeter. Power handling 90 W cont; FR 38-20,000 Hz; sens 88 dB/W/m; imp 6 ohms; crossover frequencies 1,500, 4,000 Hz. Dark walnut-foil finish. 11 $\frac{1}{2}$ x 26 x 10 in; 25 lb \$300/pr

FB-670 3-Way Speaker

Bass-reflex twin-drive design with 6-in soft-coated woofer, 6-in soft-coated midrange, and $\frac{1}{4}$ -in polygrid-dome tweeter. Power handling 70 W cont; FR 40-20,000 Hz; sens 87.5 dB/W/m; imp 6 ohms; crossover frequency 5,000 Hz. Dark walnut-foil finish. 10 $\frac{3}{4}$ x 24 x 9 $\frac{1}{4}$ in; 20 lb \$250/pr

FB-650 2-Way Speaker

Bass-reflex design with 7-in soft-coated woofer and $\frac{1}{4}$ -in polygrid-dome tweeter. Power handling 50 W cont; FR 46-20,000 Hz; sens 87 dB/W/m; imp 6 ohms; crossover frequency 5,000 Hz. Dark walnut-foil finish. 10 $\frac{3}{4}$ x 16 $\frac{1}{2}$ x 8 in; 14 lb \$200/pr

High-Efficiency Series

FB-795 3-Way Bookshelf Speaker

Two 8-in soft-coated woofers. 1 woofer provides deep bass and lower midrange up to 1,000 Hz. Other mid covers midrange up to 5,000 Hz. 1-in ferrofluid-cooled soft-dome tweeter; computer-optimized tuned port. Power handling 120 W cont; FR 38-20,000 Hz; sens 88 dB SPL/W/m; imp 8 ohms. Dark-walnut foil finish. 10 $\frac{1}{2}$ x 25 x 10 $\frac{1}{2}$ in; 17.6 lb ea \$400/pr

PHYZICS

Illusion FS 2-Way Speaker

Two 6-in polypropylene midbass drivers and chambered aluminum-dome tweeter. Second-generation Acoustic Reproduction Technology provides first incident reflection control. Features cylindrical polymer cabinet with acoustic servo bass loading. FR 57-20,000 Hz. Black-lacquer or honey-oak finish. 35 x 14 in diameter; 46 lb ea \$1,800/pr

Illusion M. As above, two 4-in polypropylene mid-bass drivers. 38 x 7 in diameter (including stand); 32 lb ea \$1,000/pr

Illusion WM. Similar to Illusion M, minus stand. Designed for wall-mounting. 22 x 8 in wide (including wall-mount flange); 20 lb ea \$1,000/pr

PINNACLE

The following speakers feature Diaduct ports and carry a 7-year parts-and-labor warranty.

PN 8+ 2-Way Bookshelf Speaker

8-in black polypropylene woofer, 1-in polymer



Pinnacle PN 8+

dome tweeter. Power handling 10-125 W cont, 375 W peak; FR 30-21,000 Hz; sens 90 dB SPL/W/m; imp 6 ohms; crossover points 1,000 and 6,000 Hz. Black-oak veneer with contrasting solid-oak trim. 11 $\frac{1}{2}$ x 19 $\frac{1}{2}$ x 11 $\frac{1}{2}$ in; 35 lb/pr \$460/pr

PN Sub+ Subwoofer

Two 6 $\frac{1}{2}$ -in downward-firing woofers. Features rigidly braced, partitioned enclosure with non-parallel internal walls; switchable first-order crossover; compatibility with 4-8 ohm bookshelf speakers. Power handling 100 W cont. 13 $\frac{1}{4}$ x 19 $\frac{1}{2}$ x 11 $\frac{1}{2}$ in \$275 ea

PN 6+ 2-Way Bookshelf Speaker

6 $\frac{1}{2}$ -in polypropylene woofer, $\frac{1}{4}$ -in dome tweeter. Power handling 10-70 W cont, peak 210 W; FR 40-21,000 Hz; sens 90 dB SPL/W/m; imp 6 ohms; crossover point 4,500 Hz. Oak-accent finish. 9 $\frac{1}{4}$ x 15 $\frac{1}{4}$ x 6 $\frac{1}{2}$ in; 25 lb/pr \$230/pr

PN 5+ 2-Way Bookshelf Speaker

5 $\frac{1}{4}$ -in polypropylene woofer, $\frac{1}{4}$ -in polycarbonate tweeter. Power handling 10-50 W cont.; 150 W peak; FR 50-21,000 Hz; sens SPL/W/m 86 dB; imp 6 ohms; crossover point 5,000 Hz. 6 $\frac{1}{4}$ x 11 $\frac{1}{4}$ x 6 $\frac{1}{2}$ in; 17 lb/pr \$185/pr

PN 2+ 2-Way Mini-Speaker

4-in cone woofer, $\frac{3}{4}$ -in polycarbonate tweeter. Power handling 5-40 W cont, peak 120 W; FR 65-21,000 Hz; sens 86 dB SPL/W/m; imp 6 ohms; crossover point 5,500 Hz. Black-oak vinyl finish. 6 $\frac{1}{4}$ x 10 $\frac{1}{4}$ x 6 $\frac{1}{2}$ in; 14 lb/pr \$145/pr

PIONEER

All S-T-model speakers carry a five-year parts-and-labor warranty.

TZ-9 3-Way Speaker

Bass-reflex design with 2 horizontally mounted 10-in woofers (front, rear), 2 $\frac{1}{2}$ -in dome midrange, and 1-in ceramic-graphite dome tweeter. Inner baffle isolates midrange and tweeter from woofers; gold-plated binding posts. Biamp and biwiring capability. Power handling 300 W max; frequency response 20-40,000 Hz; sensitivity 91 dB SPL/W/m; impedance 4 ohms. 14 $\frac{1}{4}$ x 47 $\frac{1}{4}$ x 16 $\frac{1}{2}$ in; 143.4 lb ea \$2,000 ea

CS-V910 3-Way Speaker

12-in cone woofer, 4 $\frac{1}{4}$ -in titanium-dome midrange, 1-in titanium-dome tweeter in magnetically shielded enclosure. Aluminum die-cast woofer and midrange frame; round-cornered baffle. Power handling 150 W max; FR 25-30,000 Hz; sens 90 dB SPL/W/m; imp 6 ohms. Dark oak-veneer finish. 16 $\frac{1}{2}$ x 35 $\frac{1}{4}$ x 15 $\frac{1}{2}$ in; 75 lb \$1,040/pr

TZ-7 3-Way Speaker

Bass-reflex design with 2 horizontally mounted 8-in woofers (front, rear), 4-in cone midrange,

and 1-in ceramic graphite-dome tweeter. Gold-plated binding posts. Biamp and biwiring capability. Power handling 250 W max; FR 20-40,000 Hz; sens 89 dB SPL/W/m; imp 4 ohms. 12 $\frac{1}{2}$ x 40 $\frac{1}{4}$ x 14 $\frac{1}{4}$ in; 77.3 lb ea \$1,000 ea

S-T500 3-Way Speaker

Bass-reflex design with 2 front and rear-firing 8-in woofers, 4-in midrange, 1-in ceramic-carbon dome tweeter. Features bar joint to minimize cabinet vibration. Power handling 200 W max; FR 20-40,000 Hz; sens 88 dB SPL/W/m; imp 6 ohms; crossover points 800 and 4,000 Hz. Oak-grain vinyl finish. 12 $\frac{1}{2}$ x 40 $\frac{1}{4}$ x 14 $\frac{1}{4}$ in; 70.5 lb ea \$500 ea

S-T100 2-Way Speaker

Bass-reflex design with two 7-in woofers, one 1-in-ceramic carbon-dome tweeter. Power handling 150 W max; FR 30-40,000 Hz; sens 88 dB SPL/W/m; imp 6 ohms; crossover point 2,000 Hz. Oak-grain vinyl finish. Optional speaker stands. 10 $\frac{1}{4}$ x 22 $\frac{1}{4}$ x 12 $\frac{1}{2}$ in; 30.9 lb ea. \$500/pr

S-W1000 Powered Subwoofer

12-in subwoofer in magnetically-shielded cabinet. Features subwoofer/center-ch amp with selectable crossover and level controls. Subwoofer: 70 W min at 6 ohms, 20-140 Hz with <5% THD. Subwoofer/center-ch: 30 W at 6 ohms, 70 Hz with <5% THD. Center channel only: 25 W at 6 ohms, 20-20,000 Hz with <1% THD. Black finish with black melamine finish on top board. 19 $\frac{1}{4}$ x 21 x 17 $\frac{1}{4}$ in; 46.3 lb .. \$500 ea

S-T300 2-Way Speaker

Bass-reflex design with two 7-in woofers, 1-in ceramic-carbon dome tweeter. Power handling 180 W max; FR 25-40,000 Hz; sens 88 dB SPL/W/m; imp 6 ohms; crossover point 2,000 Hz. Oak-grain vinyl finish. 10 $\frac{1}{4}$ x 35 $\frac{1}{2}$ x 12 $\frac{1}{2}$ in; 44 lb ea \$350 ea

CS-V935 4-Way Speaker

Shielded bass-reflex design with 12-in and 8-in woofers, 4 $\frac{1}{4}$ -in midrange, 2 $\frac{1}{2}$ -in tweeter. Features protection circuit for midrange and tweeter. Power handling 150 W max; FR 30-20,000 Hz; sens 91 dB SPL/W/m; imp 8 ohms. 15 x 48 $\frac{1}{2}$ x 12 $\frac{1}{2}$ in; 54 lb \$330 ea

CS-V99 3-Way Speaker

Magnetically shielded bass-reflex design with 10-in subwoofer, 10-in woofer, 3 $\frac{1}{2}$ -in midrange and two 2 $\frac{1}{2}$ -in tweeters. Power handling 150 W max; FR 30-30,000 Hz; imp 8 ohms. Black-vinyl finish. 13 x 43 $\frac{1}{4}$ x 12 $\frac{1}{2}$ in; 55.1 lb \$300 ea

CS-G303 3-Way Bookshelf Speaker


Bass-reflex design with 12-in woofer, 4 $\frac{1}{4}$ -in midrange and 2 $\frac{1}{2}$ -in tweeter. Power handling 120 W max; FR 35-20,000 Hz; sens 91.5 dB SPL/W/m; imp 6 ohms; crossover points 3,500 and 7,000 Hz. Oak-grain vinyl finish. 15 x 26 $\frac{1}{2}$ x 13 in; 29.8 lb \$300/pr

CS-G911P 3-Way Speaker

Vertical bass-reflex design with twin 10-in woofers, 3 $\frac{1}{2}$ -in midrange, and twin 2 $\frac{1}{2}$ -in tweeters. Power handling 150 W max; frequency response 30-30,000 Hz; sensitivity 91 dB SPL/W/m; impedance 8 ohms. Oak-grain finish. 13 x 43 $\frac{1}{4}$ x 12 $\frac{1}{2}$ in; 55.1 lb \$280 ea

CS-K835 3-Way Speaker

Bass-reflex design with 12-in and 8-in woofers, 4 $\frac{1}{4}$ -in midrange, 2 $\frac{1}{2}$ -in tweeter. Features protection circuit for midrange and tweeter. Power handling 150 W max; FR 30-20,000 Hz; sens 91 dB SPL/W/m; imp 8 ohms. Oak-grain finish. 15 x 43 $\frac{1}{4}$ x 12 $\frac{1}{2}$ in; 54 lb \$240 ea



Buy It Right...

Everything You Always Wanted In Electronics!


HOME AUDIO



Pioneer VSX-5900S
Integrated Receiver **\$485**
 105 W/P/C, Dolby Pro-Logic, Smart Remote
 VSX-3900S \$325 VSX-3800 \$285
 VSX-9900S \$715 VSX-4900S \$385




JVC RX-705 Receiver **\$325**
 100 W/P/C, Dolby Pro-Logic
 Full Function Remote
 RX-305 \$175 RX-805 \$395
 RX-505 \$245 RX-905 Call



OHM Cam 32
 "Smooth, balanced, and thoroughly enjoyable... it's dispersion was subjectively complete and we were never aware of the speakers as distinct sound sources."
 Stereo Review **\$185^{ea}**

Cam 16 \$125ea 4XO \$795ea
 Cam 42 \$215ea Walsh 5 Call




JBL 4312
 Pro Control Monitor **\$445^{ea}** *Made In America*
 JBL 2600 \$95ea
 JBL LX-44 \$195ea
 JBL L-80t3 \$295ea
 Pro Performer+ \$395

REFERENCE



Sonographe SD-22 CD-Player
 by Conrad Johnson Design

We are proud to be Authorized Dealers of the entire line of Sonographe products. Their world-wide reputation for superior components is well deserved and worth your evaluation - call toll-free for specifications.



Muse Model 100
100 Watt Power Amplifier

This amplifier puts out remarkable, clean, sound through the entire sound spectrum. In most cases outperforming amplifiers costing three times as much. Reviews everywhere use words such as "remarkable" and "highly recommended" regularly when referring to this amp. - call for complete specifications.

MINI-SYSTEMS

Onkyo PCS-05

Fully Integrated Mini System with CD-Player, Cassette, AM/FM Stereo & Speakers



\$775

Aiwa NSX-810 \$485
 JVC MX-70 \$635
 Kenwood UD-7 \$795
 Panasonic SCCH10 \$775

CASSETTE DECKS

Aiwa ADF-810 \$295
 Aiwa ADF-1000 \$345
 Teac V5000 Call
 JVC TDW-805 \$285
 JVC TDV-541 \$275
 Pioneer CTW-630 \$255
 Pioneer CTW-830 \$345
 Sansui DX-311WR \$295
 Onkyo TA-2700 \$345

Many More to Choose From

CD-CHANGERS

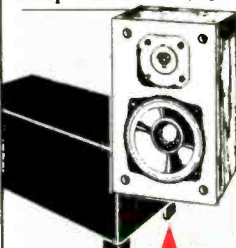
JVC XLM-505 \$225
 JVC XLM-705 \$295
 Kenwood DP-M7730 \$245
 Pioneer PDM-455 \$195
 Pioneer PDM-550 \$225
 Pioneer PDM-650 \$295
 Pioneer PD-TM1 \$345
 Sansui CD-3100M \$245
 Technics SLPD-807 \$185
 Technics SLPC-505 \$165

We Carry All The

ACOUSTIC RESEARCH	CODE ALARM
ADVENT	CONCORD
AIWA	DAHLQUIST
AKG	DENON
ALLISON	DESIGN ACOUSTICS
ALPHASONIK	ECLIPSE
ALTEC LANSING	FINYL
AUDIO LAB	FOSTEX
BAZOOKA	HAFLER
BEYER DYNAMIC	GEMINI
BLAUPUNKT	HARMAN KARDON
BOSE	HECO
BOULDER	JBL
CANON	JVC
CAMBER	MAPLENOLL
CARVER	MAGNAVOX
CELESTION	MILLER & KREISEL
CERWIN-VEGA	MINOLTA

Audiosource EQ-Ten
Graphic Equalizer **\$295**

12 Bands Per Channel With Remote
 SS Three \$295 Pre One \$195
 Amp One \$235 LS One \$65ea



Pinnacle PN 2+ / PN Sub
 System Price **\$295**

"Luckily, even small speakers these days manage to project clear accurate sound... Among the best in this group... the unusually low priced PN5+."
 Hans Fantel N.Y. Times

PN 5+ \$75ea PN 7+ \$115ea
 PN 6+ \$95ea PN 8+ Call

Premium Values On
 Headphones, Cables & Connectors,
 Furniture & Accessories

10 DAY MONEY BACK GUARANTEE

- NO FINE PRINT • SAME LOW PRICE FOR CASH OR CREDIT • NON-COMMISSION SALES PEOPLE
- AUTHORIZED DEALER & SERVICE • 100'S OF BRANDS / THOUSANDS OF PRODUCTS
- CALL FOR PRODUCTS NOT LISTED • IF YOU'RE IN THE AREA COME SEE OUR STATE-OF-THE-ART AUTOMATED HOME & CAR STEREO SOUND ROOMS • UNPARALLELED SERVICE & SUPPORT


...The First Time

A Great Store, Great Prices, Detailed Service & Excellent Selection

CAR STEREO

JBL
T-903 Speakers
3-Way 6x9 Speakers
with Pure Titanium
Tweeters

Made In America



\$155^{pr}

SPEAKERS

JBL T06	Titanium Tweeter	\$85 ^{pr}
JBL T600	6.5" Coaxial	\$75 ^{pr}
JBL T902	6x9 Coaxial	\$115 ^{pr}
JBL 1500GTI	15" Subwoofer	\$195 ^{ea}
PYLE KP6940	6x9 Coaxial	\$115 ^{ea}
HECO	German Made	Call

HEAD UNITS

Clarion 9731RT	... \$185	Yamaha YCR525	.. \$325
JVC KSRG-8 \$285	Pioneer KE7878	... \$215
Panasonic CQV15	\$275	Blaupunkt CALL

CD PLAYER

Clarion 5670CD	... \$315	Yamaha YCDT720	\$395
JVC XLG-3500 \$315	Pioneer DEH770	.. \$345
Pana. CQDP-40 \$345	Blaupunkt CALL

CAR AMPLIFIERS

Autotek 7050	50 Watts x 2	\$175
Alphasonic PMA-2150	150 Watts x 2	...	\$275
Clarion 1610A	40 Watts x 4	\$275
Hifonics Vulcan	50 Watts x 2	\$215
JVC KSA-154	30 Watts x 4	\$195
Orion 240GX	40 Watts x 2	\$225
Proton CA-260	60 Watts x 2	\$275
Pioneer GMH-200	100 Watts x 2	\$385
Sherwood SCP-1002BP	55Watts x 4	\$175
Panasonic CYM-1002	58 Watts x 2	\$195
Yamaha YPA-1020	55 Watts x 4	\$395

Best Brands

MITSUBISHI	PIVOTELLI
MKO	PREMIER
MOD SQUAD	RCA
MOTIF	RICOH
MUSE	SANSUI/VINTAGE
MUSEATEX	SONOGRAPHE
MUSIC & SOUND	SONRISE
NEAR	SONY
NIKON	SSI
NSM	STEWART
NUMARK	SUMIKO
OHM	SYNTHESIS
PARSEC	TDL
PENTAX	THORENS
PHILIPS	TIFFANY
PHOENIX GOLD	TOSHIBA
PINNACLE	TRIAD
PIONEER	VAN DEN HUL

TELEVISION SPECIALS - YOUR CHOICE \$395

20 Inch Stereo Monitor T.V.'s All With Remote Control & On-Screen Displays

RCA
F-20705DG

JVC
AV-2061S

Toshiba
CF-2055A



HI-FI VCR SPECIALS - YOUR CHOICE \$395

4-Head, Hi-Fi, MTS/SAP, Full Function Remotes, Fully Programmable

RCA
VR-665

JVC
HRD-910U

Toshiba
M-647



CAMCORDERS

Canon E-65

- 10:1 Power Zoom
- 2 Lux / Low Light
- Infrared Autofocus
- Wireless Remote

\$795

Ricoh R-66	6:1 Handi-Cam	Call
Ricoh R-105H	10:1 Infrared Focus	Call
Canon E08	8:1 Handi-Cam	Call
Yashica KX-1	8:1 Hi-8 Handi-Cam	Call
Minolta 8-406	6:1 Handi-Cam	\$695
RCA Pro-860	6:1 Handi-Cam	Call
JVC GR-303U	8:1 VHS-C	Call

PORTABLES

JVC PCX-500

Boom Box with
CD-Player, Double
Cassette, Equalizer
AM/FM Stereo Tuner

\$295



All Your Favorite Portables
In Stock & Ready For Delivery

LASER PLAYERS



Pioneer CLD-3090

Top-Of-The-Line Auto-Reverse
Laser Disc Player w/Digital Effects

\$775

Pioneer CLD-1090	\$435
Pioneer CLD-2090	\$585
Panasonic LX-101	\$475
Panasonic LX-1000	\$985
RCA LDR-3000	\$395

Call For Other Brands & Models

Satellite Dish
Tracking
Equipment
& Service



213 South Street / Route 24 • Morristown, NJ 07960

800-258-4556

Hours: Monday - Friday 10 - 7 • Saturday 10 - 6

ALL
MAJOR
CREDIT
CARDS
ACCEPTED

SPEAKERS

CS-K735 4-Way Speaker

Bass-reflex design with 12-in and 8-in woofer, 2½-in midrange, ¾-in tweeter. Features protection circuit for midrange and tweeter. Power handling 150 W max; FR 32-20,000 Hz; sens 91 dB SPL/W/m; imp 8 ohms. Oak-grain finish. 15 x 43¼ x 12½ in; 43.5 lb \$220 ea

CS-G203 3-Way Bookshelf Speaker

Bass-reflex design with 10-in woofer, 3-in midrange, and 2½-in tweeter. Power handling 100 W max; FR 40-20,000 Hz; sens 90 dB SPL/W/m; imp 6 ohms; crossover points 3,000 and 6,000 Hz. Oak-grain vinyl finish. 13¼ x 24 x 11¼ in; 21 lb ea \$220/pr

CS-G403 3-Way Bookshelf Speaker

Bass-reflex design with 16-in woofer, 4¼-in midrange, and 2½-in tweeter. Power handling 150 W max; FR 30-20,000 Hz; sens 92 dB SPL/W/m; imp 6 ohms; crossover points 2,500 and 7,000 Hz. Oak-grain vinyl finish. 17¼ x 29¼ x 12¾ in; 36.3 lb \$190 ea

CS-K535 3-Way Speaker

Bass-reflex design with 12-in woofer, 4¼-in midrange, and 2½-in tweeter. Features protection circuit for midrange and tweeter. Power handling 150 W max; FR 32-20,000 Hz; sens 90 dB SPL/W/m; imp 8 ohms. Oak-grain finish. 15 x 35½ x 10½ in; 30.5 lb \$160 ea

CS-G103 2-Way Bookshelf Speaker

Sealed enclosure design with 10-in woofer and 2½-in tweeter. Power handling 50 W max; FR 55-20,000 Hz; sens 90 dB SPL/W/m; imp 6 ohms; crossover point 5,000 Hz. Oak-grain vinyl finish. 13 x 22½ x 7¼ in; 14.3 lb ea \$160/pr

S-X7 Surround-Sound Speaker

Compact bass-reflex speaker for surround-sound applications. Features 3½-in driver; sens selector switch. Max power 30 W; sens 90 dB SPL/W/m; imp 16 ohms. Black-vinyl finish. 5¼ x 7½ x 4½ in; 3.3 lb \$140/pr

CS-C300 Center-Channel Speaker.

Complements S-W1000 subwoofer. Two-way bass-reflex design with 7½-in cone woofer, 2½-in cone tweeter. Magnetically shielded. Power handling 60 W; FR 50-20,000 Hz; sens 88 dB SPL/W/m. Black finish with black-melamine finish on top board. 6¼ x 13¼ x 7¼ in; 7.8 lb .. \$70 ea

CS-X5Q Surround-Sound Speaker

For surround-sound applications. Features 4-in cone driver. Power handling 30 W max; sens 88 dB SPL/W/m; imp 8 ohms. Oak-vinyl finish. 5½ x 7½ x 5 in; 3 lb \$60/pr
CS-X5B. As above. black-vinyl \$60/pr

Accessories

CP-T100 Speaker Stands. Pedestal design for S-T100. Black-matte finish. 11¼ x 23¾ x 13¼ in; 30.6 lb \$100/pr

CP-T1011 Speaker Base. For S-T300, S-T500 and TZ-7 speakers. Black-matte finish. 1¼ x 15¼ x 17¼ in; 8.6 lb \$100/pr

POLK

M³ 2-Way Bookshelf Speaker

5¼-in polymer laminate woofer and ½-in polycarbonate tweeter. Power handling 10 W min; FR 67-20,000 Hz; sens 89 dB SPL/W/m; imp 8 ohms. Black finish; black knit grille. 11¼ x 6½ x 8½ in; 14 lb \$170/pr

CS100 Center-Channel Speaker

Two 4-in woofers and ¾-in dome tweeter. Power handling 10-100 W; FR 60-20,000 - 3 dB; sens

89 dB SPL/W/m; imp 8 ohms. Black finish; black knit grille. 18 x 6 x 6½ in; 14 lb pr \$170 ea

SRS Series

SRS 1.2TL Signature Reference 3-Way Speaker

Incorporates proprietary Stereo Dimension Array technology for improved imaging. 15-in planar sub-bass radiator; eight 6½-in trilaminate polymer midbass drivers; four SL3000 1-in trilaminate polymer-dome tweeters. FR 27-25,000 Hz - 3 dB; power handling 1,000 W cont; imp 8 ohms. Oiled-oak and walnut finish. 21 x 63½ x 13¼ in; 185 lb \$3,400/pr

SRS 2.3TL Signature Reference 3-Way Speaker

Smaller version SRS 1.2TL. 15-in planar sub-bass radiator; six 6½-in trilaminate-polymer midbass drivers; three SL3000 1-in trilaminate-polymer-dome tweeters. Power handling 750 W cont; FR 30-25,000 Hz - 3 dB; imp 8 ohms. Oiled-oak or walnut finish. 20¼ x 55 x 13¼ in; 155 lb \$2,500/pr

SRS 3.1TL Signature Reference 3-Way Speaker

Tower design with proprietary Stereo Dimensional Array technology for improved imaging. Features five 6½-in trilaminate-polymer midbass drivers; one SL3000 1-in trilaminate-polymer/metal dome tweeter; one 12-in planar, sub-bass radiator. Power handling 500 W; FR 32-25,000 Hz - 3 dB; imp 8 ohms. Oiled-oak or walnut finish. 15¼ x 48 x 13¼ in \$2,000/pr

RTA Series

RTA 15TL Monitor 3-Way Speaker

Real-Time-Array design with two 10-in sub-bass radiators, four 6½-in trilaminate-polymer midbass drivers; one SL3000 1-in trilaminate-polymer/metal-dome tweeter. Power handling 250 W; FR 35-25,000 Hz - 3 dB; imp 8 ohms. Natural, black-oak, and walnut finishes. 43 x 12½ x 15½ in; 77 lb \$1,400/pr

RTA 11TL Monitor 3-Way Speaker

Real-Time-Array design with two 8-in low-resonance subwoofers, two 6½-in trilaminate-polymer midbass drivers, and 1-in polymer-dome tweeter. Power handling 350 W cont; FR 36-25,000 Hz - 3 dB; imp 6 ohms. Black-ash, walnut, and oak-vinyl finish. Genuine walnut and oak-veneer finish available at extra cost. 10½ x 39 x 14½ in; 58 lb \$1,000/pr

RTA 8TL Monitor 3-Way Speaker

Real-Time-Array design with two 6½-in trilaminate-polymer midbass drivers and 1-in silver-coil polymer-dome tweeter. Power handling 250 watts continuous; frequency response 42-23,000 Hz - 3 dB; impedance 6 ohms. Black-ash, walnut, and oak-vinyl finish. Genuine walnut and oak-veneer finish available at extra cost. Dimensions: 16 x 28 x 9¼ in; 48 lb \$650/pr

RM Series

RM3000 Satellite Subwoofer System

Three-piece system featuring two satellites with ¾-in dome tweeter and 3½-in midrange. Patented subwoofer has two 6½-in drivers and one 10-in sub-bass radiator. Power handling 125 W; FR 42-18,000 Hz - 3 dB; imp 8 ohms. Available in black-matrix, piano-black, and white finishes. Satellites: 7 x 4¾ x 5½ in. Woofer: 12½ x 20¼ x 13 in; 46 lb total \$750/sys

RM2000 2-Way Bookshelf Speaker

3½-in woofer and ¾-in dome tweeter. Power handling 10 W min; FR 150-20,000 Hz; sens 88 dB SPL/W/m. Black grille. 7 x 4¾ x 5½ in \$420/pr

RM1000W Subwoofer

Two 6½-in and one 8-in woofers. Power handling 10 W min; frequency response 25-300 Hz; sensitivity 88 dB SPL/W/m. Black finish. 12½ x 20¼ x 13 in; 38 lb \$350 ea

Monitor Series 2

Monitor 12 3-Way Speaker

Four 6½-in trilaminate-polymer midbass drivers, 1-in polymer-dome tweeter, 10-in sub-bass radiator. Power handling 400 W; sens 91 dB; imp 8 ohms; FR 35-23,000 Hz - 3 dB. Black, oak, and walnut-vinyl finishes. 15¼ x 37¼ x 12 in \$1,000/pr

Monitor 10 3-Way Speaker

Revised version of Monitor 10. Features two 6½-in trilaminate polymer midbass drivers; 1-in polymer-dome tweeter; 10-in sub-bass radiator. Power handling 250 W; sens 89 dB; imp 8 ohms; FR 37-23,000 Hz - 3 dB. Black, oak, and walnut-vinyl finishes. 15 x 28 x 12 in \$740/pr

Monitor 7 3-Way Speaker

6½-in trilaminate-polymer midbass driver, 1-in polymer-dome tweeter, 10-in sub-bass radiator. Power handling 150 W; sens 89 dB; imp 8 ohms; FR 40-23,000 Hz - 3 dB. Black, oak, and walnut-vinyl finishes. 13 x 24 x 10 in. 33 lb \$580/pr

Monitor 6 Subwoofer/Satellite System

Bass module with two 6½-in trilaminate woofers; 2 satellites, each with 4-in bilaminate polymer midrange driver, and ¾-in dome tweeter. Power handling 10-100 W; frequency response 55-20,000 Hz - 3 dB; sensitivity 89 dB SPL/W/m; impedance 8 ohms. Black finish, black knit grille. Satellite: 5¼ x 8½ x 5½ in. Subwoofer: 7¼ x 13¼ x 10 in. 35 lb \$500/sys

Monitor 5 3-Way Speaker

6½-in trilaminate-polymer midbass driver, 1-in polymer-dome tweeter, 8-in sub-bass radiator. Power handling 125 W; sens 90 dB; imp 8 ohms; FR 43-23,000 Hz - 3 dB. Black, oak, and walnut-vinyl finishes. 24 lb \$450/pr

Monitor 5Jr + 3-Way Bookshelf Speaker

6½-in trilaminate-polymer midbass driver, 1-in polymer-dome tweeter, 6½-in sub-bass radiator. Power handling 125 W; sens 90 dB; imp 8 ohms; FR 46-23,000 Hz - 3 dB. Black, oak, and walnut-vinyl finishes. 9 x 19½ x 10 in. 20 lb \$350/pr

Monitor 4.6 2-Way Bookshelf Speaker

6½-in trilaminate-polymer midbass driver, 1-in polymer-dome tweeter. Power handling 100 W; sens 90 dB; imp 8 ohms; FR 48-23,000 Hz - 3 dB. Black, oak, and walnut-vinyl finishes. 8½ x 17 x 10 in. 171 lb \$280/pr

Monitor 4 2-Way Bookshelf Speaker

6½-in trilaminate-polymer midbass driver, 1-in polymer-dome tweeter. Power handling 100 W; sens 91 dB; imp 8 ohms; FR 53-20,000 Hz - 3 dB. Black, oak, and walnut-vinyl finishes. 8½ x 14½ x 7½ in. 121 lb \$200/pr

Architectural Reference AB Series

AB-900 In-Wall Subwoofer/Satellite System

Two in-wall satellites with one 2½-in and one ¾-in tweeter; satellites: 6½ x 4 x 3¼ in. Subwoofer with two 6½-in drivers: 4¼ x 3¼ in. Power handling 150 W; sens 88 dB; imp 8 ohms; FR 40-20,000 Hz - 3 dB. 45 lb \$800/sys

AB-800 2-Way In-Wall Speaker

Two 6½-in trilaminate-polymer midbass driv-

SPEAKERS

ers and 1-in silver-coil polymer-dome tweeter. Power handling 150 W cont; FR 43-20,000 Hz -3 dB; sens 91 dB; imp 6 ohms. Off-white finish. 6 1/4 x 15 1/2 x 3 in; 21 lb pr \$550/pr

AB-820 In-Wall Subwoofer

Two 6 1/2-in woofers. Power handling 10-150 W; FR 35-15,000 Hz -3 dB; sens 91 dB SPL/W/m. Paintable white finish. 16 1/4 x 7 1/2 in; 15 lb pr \$400/pr

AB-700 2-Way In-Wall Speaker

6 1/2-in trilaminate-polymer midbass driver and 1-in silver-coil polymer-dome tweeter. Power handling 125 W cont; FR 55-20,000 Hz -3 dB; imp 6 ohms. Off-white finish. 6 1/4 x 9 3/4 x 3 in; 13 lb pr \$400/pr

AB-600 2-Way In-Wall Speaker

6 1/2-in woofer and 1/2-in dome tweeter. Power handling 10-100 W; FR 65-18,000 Hz -3 dB; sens 90 dB SPL/W/m. Paintable white finish. 9 3/4 x 6 1/4 in (cutout size); 8.5 lb \$300/pr

AB-610 2-Way In-Wall Speaker

Round design with 6 1/2-in woofer and 1/2-in dome tweeter. Power handling 10 W min; FR 45-20,000 Hz; sens 90 dB SPL/W/m. Paintable white finish. 7 1/4-in diameter \$250/pr

AB-500 2-Way In-Wall Speaker

5 1/4-in trilaminate-polymer midbass driver and 1/2-in polymer-dome tweeter. Power handling 10-100 W; FR 56-20,000 Hz; sens 89 dB SPL/W/m. Paintable white finish. 6 1/2 x 9 3/4 x 3 in; 6 lb \$250/pr

AB-410 In-Wall Speaker

Round design with 5 1/4-in woofer. Power handling 10 W min; FR 60-17,500 Hz; sens 97 dB SPL/W/m. 7 1/4-in diameter \$150

PRECISE ACOUSTIC LABORATORIES

Beta Line Series

600 BL 3-Way Speaker

Bass-reflex design with 1-in tweeter, 6 1/2-in midrange, and 10-in woofer. Imp 4 ohms; power handling 50-300 W. Hand-oiled walnut or black-satin finish. Ebony or graphite grille \$1,600/pr

400 BL 2-Way Speaker

Bass-reflex design with 1-in tweeter, 8-in woofer. Imp 6 ohms; power handling 50-150 W. Hand-oiled or black-satin finish. Ebony or graphite grille \$1,000/pr

300 BL 2-Way Bookshelf Speaker

1-in tweeter and 8-in woofer. Imp 6 ohms; power handling 40-120 W. Hand-oiled or black-satin finish \$680/pr

200 BL 2-Way Bookshelf Speaker

1-in tweeter and 6 1/2-in woofer. Imp 6 ohms; power handling 30-100 W. Hand-oiled or black-satin finish \$550/pr

PROAC

The following speakers are available in teak, walnut, and black-ash finishes.

Response Three 2-Way Speaker

6 1/2-in polypropylene woofer, 1-in dome tweeter. Power handling 20-250 W; FR 20-25,000 Hz; nom imp 8 ohms; sens 88 dB W/m. 11 x 47 x 12 in \$6,500/pr

Response Two. As above, 1/2-in dome tweeter.

Power handling 20-100 W; FR 30-30,000 Hz; sens 86 dB W/m. 9 x 18 x 11 in \$3,000/pr

Response One. As above, 4 1/2-in carbon polypropylene woofer and 1/2-in dome tweeter. FR 45-30,000 Hz; sens 83 dB W/m. 6 1/2 x 11 x 9 1/4 in \$1,700/pr

Supertower MKII 2-Way Speaker

Two 7-in magnesium-frame midbass drivers, 1-in dome tweeter. Power handling 40-250 W; FR 30-22,000 Hz; nom imp 8 ohms; sens 90 dB W/m. 8 x 42 x 10 in, 58 lb \$2,700/pr

Minitower 2-Way Speaker

Two 4 1/2-in midbass drivers loaded with reflex port, 1/2-in dome tweeter. Power handling 20-100 W; FR 40-30,000 Hz; nom imp 8 ohms; sens 88 dB W/m. 6 x 36 x 9 1/4 in, 29 lb \$1,800/pr

Studio One MKII Speaker

6 1/2-in midbass driver, 1-in dome tweeter. Power handling 30-150 W; FR 40-30,000 Hz; nom imp 8 ohms; sens 88 dB W/m. 8 x 16 x 10 in, 25 lb \$1,300/pr

Tablette MKII 2-Way Bookshelf Speaker

4 1/2-in-midbass driver, 1/2-in dome tweeter. Power handling 25-100 W; FR 45-20,000 Hz; nom imp 8 ohms; sens 87 dB W/m. 6 x 10 1/2 x 9 1/4 in, 11 lb \$825/pr

PROFESSIONAL TECHNOLOGIES

The following speakers are finished in standard oak veneer.

PT-8341 3-Way Speaker

Ported design with 8-in cone woofer, 4-in cone midrange, and 1-in dome tweeter. Power handling 10-200 W; FR 37-20,000 Hz \pm 3 dB; sens 90 dB SPL/W/m; imp 8 ohms. 13 1/2 x 27 1/4 x 12 in \$899/pr

PT-821 2-Way Speaker

Ported design with 8-in cone woofer and 1 1/4-in dome tweeter. Power handling 10-500 W; FR 31-20,000 Hz \pm 3 dB; sens 91 dB SPL/W/m; imp 8 ohms. 10 1/2 x 35 3/4 x 13 1/4 in \$849/pr

PT-6521 2-Way Speaker

Ported design with 6 1/2-in cone woofer and 1-in dome tweeter. Power handling 10-120 W; FR 45-20,000 Hz \pm 3 dB; sens 89 dB SPL/W/m; imp 8 ohms. 13 1/2 x 17 1/4 x 12 in \$579/pr

PSB

The following speakers are distributed by Lenbrook.

Stratus Gold 3-Way Speaker

10-in long-throw woofer, 6-in midrange, 1-in aluminum-dome tweeter. Power handling 10-250 W; crossover point 2,200 Hz; woofer crossover point 250 Hz; FR 36-20,000 Hz \pm 1.0 dB; sens 88 dB; imp 4 ohms. Black, light, or dark oak finish \$2,000/pr

New Stratus 2-Way Speaker

8-in long-throw woofer, 1-in aluminum-dome tweeter. Power handling 10-200 W; crossover point 1,800 Hz; FR 40-20,000 Hz \pm 1.5 dB; sens 88 dB; imp 6 ohms. Black, light, or dark oak finish \$1,400/pr

CS 260 Tower 2-Way Speaker

Dual 6-in polypropylene woofers and 1-in treated cloth-dome tweeter. FR 40-20,000 Hz \pm 1.5 dB. Black- or dark-oak finish \$1,100/pr

Stratus Mini 2-Way Speaker

6 1/2-in long-throw woofer, 1/2-in aluminum-alloy dome tweeter. Power handling 10-125 W; FR 55-20,000 Hz \pm 1.5 dB; sens 86 dB; imp 4 ohms; crossover point 2,200 Hz. Light- or dark-oak finish; includes stands \$1,000/pr

CS 180 Tower 2-Way Speaker

8-in polypropylene woofer and 1-in treated cloth-dome tweeter. FR 40-20,000 Hz \pm 1.5 dB. Black- or dark-oak finish \$900/pr

PSB 50 MKII 2-Way Speaker

8-in polypropylene cast-basket woofer and 1-in textile-dome tweeter. Imp 6 ohms. Black or brown finish \$550/pr

PSB 40 MKII 2-Way Speaker

8-in polypropylene woofer and 1/2-in textile-dome tweeter. Imp 6 ohms. Black or brown finish \$440/pr

HW-1 2-Way In-Wall Speaker

6 1/2-in polypropylene woofer, 1/2-in textile-dome tweeter. Power handling 5-75 W; crossover point 2,400 Hz; FR 56-20,000 Hz \pm 2 dB; sens 89 dB; imp 8 ohms. Off-white finish \$350/pr

PSB 30 MKII 2-Way Speaker

6 1/2-in polypropylene woofer and 1/2-in textile-dome tweeter. Imp 6 ohms. Black or brown finish \$330/pr

PSB 20 MKII 2-Way Speaker

6 1/2-in woofer and 1/2-in polydome tweeter. Imp 6 ohms. Black or brown finish \$225/pr

QUAD

ESL-63 US Monitor Electrostatic Speaker

Full-range electrostatic design with dipole source. Features 2 protection circuits. Power handling 150 W; sens 86 dB SPL/W/m; imp 8 ohms; axis band limits -6 dB at 35 Hz, third-order, -6 dB at 20,000 Hz. Black finish. 28 x 36 x 11 in; 46.5 lb \$4,500/pr

SW-63 Subwoofer

Gradient-dipole system with 4 x 12-in long-throw woofer. Features adjustable bass level; mono/stereo switch. Black finish. 18 x 28 x 11 in; 41 lb \$3,000 ea

Gradient 1.3 3-Way Speaker

Four 1 1/2-in tweeters in line-source array, open-back 12-in midrange, 8-in woofer in bass-reflex enclosure. Power handling 250 W; FR 45-20,000 Hz \pm 2.5 dB; imp 4 ohms \$2,500/pr

QUADRAL

The following products are distributed by Eurotek Audio.

Phonologue Series

Titan IV 3-Way Speaker

Transmission-line design with 12-in woofer, 5-in cone midrange driver, and ribbon tweeter. Power handling 250 W cont avg; FR 16-50,000 Hz; sens 84 dB SPL/W/m; imp 8 ohms; crossover points 180 and 4,000 Hz. Black oak, mahogany, rustic-oak, natural-oak, or antique-walnut finish. 60 x 20 x 24 in \$7,100/pr

Model Vulkan IV 3-Way Speaker

Transmission-line design with 10-in woofer, 5-in cone midrange driver, and ribbon tweeter. Power handling 200 W cont avg; FR 20-50,000 Hz; sens 84 dB SPL/W/m; imp 4 ohms; crossover points 180 and 3,800 Hz. Black-oak, ma-

SPEAKERS

hogany, rustic-oak, natural-oak or antique-walnut finish. 51 x 15 x 18 in. \$4,250/pr

Model Montan IV 4-Way Speaker

Transmission-line design with 9-in and 10-in woofers, 4-in cone midrange driver, and 3/4-in titanium-dome tweeter. Power handling 170 W cont avg; FR 28-25,000 Hz; sens 87 dB SPL/W/m; imp 4 ohms; crossover points 150, 500 and 3,500 Hz. Black-oak, mahogany, rustic-oak, natural-oak or antique-walnut finish. 46 x 14 x 16 in. \$2,700/pr

Model Wotan IV 3-Way Speaker

Bass-reflex design with two 9-in woofers, 5-in cone midrange driver, and 3/4-in titanium-dome tweeter. Power handling 150 W cont avg; FR 30-25,000 Hz; sens 87 dB SPL/W/m; imp 4 ohms; crossover points 300 and 3,500 Hz. Black-oak, mahogany, rustic-oak, natural-oak or antique-walnut finish. 41 x 12 x 14 in. \$2,200/pr

Model Korun IV 3-Way Speaker

Bass-reflex design with two 9-in woofers, 4-in cone midrange driver, and 3/4-in titanium-dome tweeter. Power handling 150 W cont avg; FR 30-25,000 Hz; sens 87 dB SPL/W/m; imp 4 ohms; crossover points 500 and 3,000 Hz. Black-oak, mahogany, rustic-oak, natural-oak or antique-walnut finish. 38 x 12 x 13 in. \$1,900/pr

Model Amun IV 3-Way Speaker

Bass-reflex design with 9-in woofer, 5-in cone midrange driver, and 3/4-in titanium-dome tweeter. Power handling 100 W cont avg; FR 32-25,000 Hz; sensitivity 87 dB SPL/W/m; imp 4 ohms; crossover points 300 and 3,500 Hz. Black-oak, mahogany, rustic-oak, natural-oak, white-oak or antique walnut finish. 35 x 12 x 12 in. \$1,590/pr

Model Shogun IV 3-Way Speaker

Bass-reflex design with 8-in woofer, 4-in cone midrange driver, and 3/4-in titanium-dome tweeter. Power handling 100 watts continuous average; frequency response 32-25,000 Hz; sensitivity 87 dB SPL/W/m; impedance 4 ohms; crossover points 500 and 3,000 Hz. Black-oak, mahogany, rustic-oak, natural-oak or antique-walnut finish. 32 x 12 x 12 in. \$1,390/pr

Model Tribun IV 3-Way Speaker

Bass-reflex design with 8-in woofer, 4-in midrange driver, and 3/4-in titanium-dome tweeter. Power handling 80 W cont avg; FR 35-25,000 Hz; sens 87 dB SPL/W/m; imp 4 ohms; crossover points 500 and 3,000 Hz. Black-oak, mahogany, rustic-oak, natural-oak or antique-walnut finish. 23 x 12 x 12 in. \$1,200/pr

Model Altan IV 2-Way Speaker

Sealed design with 8-in woofer, 3/4-in titanium-dome tweeter. Power handling 60 W cont avg; FR 37-25,000 Hz; sens 86 dB SPL/W/m; imp 4 ohms; crossover point 2,500 Hz. Black-oak, mahogany, rustic-oak, natural-oak or antique-walnut finish. 20 x 11 x 11 in. \$925/pr

Phonologue C Series

Largo 2-Way Bookshelf Speaker

Bass-reflex design with 7-in woofer and 3/4-in titanium-dome tweeter. Power handling 60 W cont avg; FR 40-25,000 Hz; sens 85 dB SPL/W/m; imp 4 ohms; crossover point 3,000. Black-oak finish. 14 x 9 x 7 in. \$850/pr

Orkus Powered Subwoofer

Active subwoofer with 100 W cont avg amplifier. FR 30-110,000 Hz; THD 0.008%; damping factor 100. Black-oak finish. 12 x 12 x 17 in \$825

Rondo 2-Way Bookshelf Speaker

Bass-reflex design with 6-in woofer and 3/4-in titanium-dome tweeter. Power handling 50 W cont avg; FR 45-25,000 Hz; sens 84 dB SPL/W/m; imp 4 ohms; crossover point 3,500. Black-oak finish. 12 x 8 x 9 in. \$650/pr

Phonologue E Series

Rubin 4-Way Speaker

Bass-reflex design with two 7-in woofers, 4-in midrange driver, and 1-in ferrofluid-cooled tweeter. Power handling 120 W cont avg; FR 30-22,000 Hz; sens 89.5 dB SPL/W/m; imp 4 ohms; crossover points 150, 800 and 2,800 Hz. Black or agate-gray finish. 35 x 9 x 11 in. \$900/pr

Platin 3-Way Speaker

Bass-reflex design with two 7-in woofers and 1-in ferrofluid-cooled tweeter. Power handling 100 W cont avg; sens 89.5 dB SPL/W/m; imp 4 ohms; crossover points 250 and 3,000 Hz. Black or agate-gray finish. 31 x 9 x 11 in \$800/pr

Odin 3-Way Speaker

Bass-reflex design with 7-in woofer, 4-in midrange driver, and 1-in ferrofluid-cooled tweeter. Power handling 80 W cont avg; FR 32-22,000 Hz; sens 87.5 dB SPL/W/m; imp 4 ohms; crossover points 800 and 2,800 Hz. Black or agate-gray finish. 29 x 9 x 11 in. \$650/pr

Merin 3-Way Bookshelf Speaker

Bass-reflex design with 7-in woofer, 4-in midrange driver and 1-in ferrofluid-cooled tweeter. Power handling 80 W cont avg; FR 32-22,000 Hz; sens 87.5 dB SPL/W/m; imp 4 ohms; crossover points 800 and 2,800 Hz. Black or agate-gray finish. 18 x 9 x 11 in. \$550/pr

Dauphin 2-Way Bookshelf Speaker

Bass-reflex design with 7-in woofer, and 1-in ferrofluid-cooled tweeter. Power handling 60 watts continuous average; frequency response 36-22,000 Hz; sensitivity 87.5 dB SPL/W/m; imp 4 ohms; crossover point 3,000 Hz. Black or agate-gray finish. 15 x 9 x 11 in. \$450/pr

Quintas Series

Quintas 215s 4-Way Speaker

Bass-reflex design with two 8-in woofers, 4-in midrange, and 3/4-in titanium-dome tweeter. Power handling 120 W cont avg; FR 23-25,000 Hz; sens 87.5 dB SPL/W/m; imp 4 and 8 ohms; crossover points 200, 400 and 3,000 Hz. Black or walnut finish. 34 x 10 x 12 in. \$1,000/pr

Quintas 165s 3-Way Speaker

Bass-reflex design with 8-in woofer, 4-in midrange, and 3/4-in titanium-dome tweeter. Power handling 100 W cont avg; FR 25-25,000 Hz; sens 87.5 dB SPL/W/m; imp 4 and 8 ohms; crossover points 500 and 3,000 Hz. Black or walnut finish. 31 x 10 x 10 in. \$775/pr

Quintas 135s 3-Way Bookshelf Speaker

Bass-reflex design with 8-in woofer, 4-in midrange, and 3/4-in titanium-dome tweeter. Power handling 80 W cont avg; FR 30-25,000 Hz; sens 87.5 dB SPL/W/m; imp 4 and 8 ohms; crossover points 500 and 3,000 Hz. Black or walnut finish. 21 x 10 x 10 in. \$600/pr

Quintas 105s 3-Way Bookshelf Speaker

Bass-reflex design with 7-in woofer, 4-in midrange, and 3/4-in titanium-dome tweeter. Power handling 60 W cont avg; FR 35-25,000 Hz; sens 87.5 dB SPL/W/m; imp 4 and 8 ohms; crossover points 600 and 3,000 Hz. Black or walnut finish. 18 x 9 x 9 in. \$500/pr

Allsonic Series

SL 2021I 4-Way Speaker

Bass-reflex design with two 8-in woofers, 4-in midrange, and 3/4-in metal-dome tweeter. Power handling 120 W cont avg; FR 21-25,000 Hz; sens 87.5 dB SPL/W/m; imp 4/8 ohms; crossover points 200, 400, and 3,000 Hz. Black-ash or walnut finish. 32 x 11 x 11 in. \$1,050/pr

SL 1701I 3-Way Speaker

Bass-reflex design with 8-in woofer, 4-in midrange, and 3/4-in metal-dome tweeter. Power handling 110 W cont avg; FR 23-25,000 Hz; sens 87.5 dB SPL/W/m; imp 4/8 ohms; crossover points 500 and 3,000 Hz. Black-ash or walnut finish. 30 x 10 x 10 in. \$750/pr

SM 1501I 3-Way Bookshelf Speaker

Bass-reflex design with 10-in woofer, 3 1/2-in midrange, and 1/2-in dome tweeter. Power handling 100 W cont avg; FR 35-22,000 Hz; sens 89 dB SPL/W/m; imp 4/8 ohms; crossover points 1,500 and 8,000 Hz. Black-ash or walnut finish. 18 x 12 x 10 in. \$475/pr

SM 1201I 3-Way Bookshelf Speaker

Sealed design with 8-in woofer, 3-in midrange, and 1/2-in dome tweeter. Power handling 80 W cont avg; FR 40-22,000 Hz; sens 89 dB SPL/W/m; imp 4/8 ohms; crossover points 1,800 and 8,000 Hz. Black-ash or walnut finish. 15 x 10 x 9 in. \$350/pr

SM 901I 3-Way Bookshelf Speaker

Sealed design with 7-in woofer, 3-in midrange, and 1/2-in dome tweeter. Power handling 60 W cont avg; FR 44-22,000 Hz; sens 89 dB SPL/W/m; imp 4/8 ohms; crossover points 2,000 and 8,000 Hz. Black-ash or walnut finish. 12 x 8 x 8 in. \$300/pr

SM 601I 2-Way Bookshelf Speaker

Sealed design with 5-in woofer and 1/2-in dome tweeter. Power handling 40 W cont avg; FR 47-22,000 Hz; sens 89 dB SPL/W/m; imp 4/8 ohms; crossover point 4,000 Hz. Black-ash or walnut finish. 10 x 7 x 6 in. \$200/pr

KX Series

KX 115 3-Way Bookshelf Speaker

Bass-reflex design with 8 1/4-in woofer, 4 1/2-in midrange, and 3/4-in dome tweeter. Power handling 80 W cont avg; FR 30-22,000 Hz; sens 88 dB SPL/W/m; imp 4 and 8 ohms. Black or walnut finish. 18 x 12 x 10 in. \$350/pr

KX 95 3-Way Bookshelf Speaker

Bass-reflex design with 7-in woofer, 4 1/2-in midrange, and 3/4-in dome tweeter. Power handling 60 W cont avg; FR 35-22,000 Hz; sens 88 dB SPL/W/m; imp 4 and 8 ohms. Black or walnut finish. 15 x 10 x 9 in. \$275/pr

Trianon System

Trianon Subwoofer/Satellite System

Compact modular system featuring ported bass module and pair of 2-way satellites, which can be mounted on wall or ceiling. Power handling 100 W cont avg; FR 30-20,000 Hz; sens 88 dB SPL/W/m; imp 4 ohms. Satellites: black, white, red, or mint-green polymer finish; 3 1/2 x 8 x 5 in. Subwoofer: black or white polymer finish; 19 x 16 x 8 in. 33 lb. \$900

QUANTA BY RAYCO SOUND

Great Pyramid 3-Way Speaker System

Four-piece vented design with 12-in woofer,

SPEAKERS

6½-in cone midrange, 1½-in dome tweeter. FR 25-20,000 Hz ± 3 dB; sens 92 dB SPL/W/m; crossover points 75 and 2,000 Hz; min power 60 W/ch; nom imp 8 ohms, min imp 5.1 ohms. Brown knit grille. Optional wood finish. 500 lb/sys \$78,000/sys

Full Pyramid 3-Way Speaker

Four-piece vented design with 10-in woofer, 5¼-in cone midrange, 1½-in dome tweeter. FR 27-20,000 Hz ± 3 dB; sensitivity 91 dB SPL/W/m; min power 60 W/ch; crossover points 75 and 2,000 Hz; nom imp 8 ohms, min imp 5.2 ohms. Matte-black finish. Gray knit grille. 400 lb/sys \$38,000/sys

The Pyramid 2-Way Speaker

Vented design with 8-in woofer, 1½-in dome tweeter. Sens 93 dB SPL/W/m; min power 40 W; crossover point 2,000 Hz; nom imp 8 ohms, optional finish \$8,500/pr

Baby Pyramid MK III 2-Way Speaker

Vented design with 5¼-in woofer, 1½-in dome tweeter. Frequency response 50-20,000 Hz ± 3 dB; sensitivity 89 dB SPL/W/m; min power 40 W; crossover point 2,000 Hz; nominal impedance 8 ohms, minimum impedance 5.2 ohms. Corian finish. 11 x 16 x 12 in; 44 lb ea \$5,500/pr

Baby Pyramid MK II 2-Way Speaker

Vented design with 5¼-in woofer, 1½-in dome tweeter. FR 54-20,000 Hz ± 3 dB; sens 91 dB SPL/W/m; min power 40 W; crossover point 2,000 Hz; nom imp 8 ohms, min imp 5.3 ohms. Matte-black finish and gray knit grille. 11 x 15 x 10 in; 22 lb ea \$3,990/pr

VII MK-II 2-Way Speaker

Hybrid-Line design with 8-in woofer, 1½-in dome tweeter. FR 29-20,000 Hz ± 3 dB; sens 91 dB SPL/W/m; min power 40 W/ch; crossover point 2,000 Hz; nom imp 8 ohms, min imp 6.2 ohms. Matte-black finish and gray knit grille. 18 x 34 x 11 in, 58 lb ea \$2,990/pr
Kit form \$2,350/pr

III MK-II 2-Way Speaker

Hybrid-Line design with 6½-in woofer, 1-in dome tweeter. FR 47-20,000 Hz ± 3 dB; sens 89 dB SPL/W/m; min power 25 W/ch; crossover point 2,000 Hz; nom imp 8 ohms, min imp 6 ohms. Matte-black finish and gray knit grille. 13 x 20 x 9 in; 28 lb ea \$1,490/pr
Kit form \$1,045/pr

The Amazing Mini-Monitor

Vented design with 5¼-in woofer, 1-in dome tweeter. FR 54-22,000 Hz ± 3 dB; sens 88 dB SPL/W/m; min power 20 W/ch; crossover point 2,500 Hz; nom imp 8 ohms, min imp 6 ohms. Matte-black finish and gray knit grille. 11 x 17 x 7 in; 20 lb ea \$997/pr
Kit form \$688/pr

Subwoofers

C-Subwoofer

Vented design with two 10-in woofers. FR 26-200 Hz ± 3 dB; sens 92 dB SPL/W/m; min power 60 W/ch; nom imp 8 ohms, min imp 5.2 ohms. Matte-black finish and black knit grille. 24 x 37 x 24 in; 175 lb ea \$6,500 ea

A-Subwoofer

Vented design with one 8-in woofer. FR 30-200 Hz ± 3 dB; sens 89 dB SPL/W/m; min power 40 W/ch; nom/min imp 8/5.3 ohms. Matte-black finish and black knit grille. 17 x 25 x 11 in; 45 lb ea \$1,290 ea
Kit form \$899 ea

B-Subwoofer

Hybrid-Line design with 10-in woofer. FR 25-200 Hz; ± 3 dB; sens 92 dB SPL/W/m; min power 60 W/ch; nom/min imp 8/5.2 ohms. Matte-black finish and black knit grille. 24 x 34 x 14 in; 78 lb ea \$3,250 ea
Kit form \$2,450 ea

REALISTIC BY RADIO SHACK

The following speakers are rated with a nominal imp of 8 ohms.

Nova 18 2-Way Speaker

Bass-reflex design with 10-in woofer and 3-in tweeter. Features tuned-port; removable grille. Power handling 100 W; FR 65-20,000 Hz; sens 90 dB SPL/W/m. Oiled walnut. 12¼ x 22½ x 8¼ in; 17.5 lb \$200/pr

Nova 16 2-Way Speaker

Bass-reflex design with 8-in woofer and 2½-in tweeter. Features tuned-port; removable grille. Power handling 60 W; FR 60-20,000 Hz; sens 88 dB SPL/W/m. Oiled walnut. 10¼ x 16½ x 6½ in; 14 lb \$160/pr

Model 40-1365 2-Way In-Wall Speaker

5¼-in woofer and 1-in soft-dome tweeter. Includes mounting hardware. FR 60-20,000 Hz. 7¾ x 11¾ x 2½ in \$50/pr

Model 40-155 Mini Speaker. Two 1½-in drivers with mini plug. 3¾ x 3¾ x 1¼ in \$10/pr

Minimus Series

Model 77 2-Way Speaker

5-in woofer and 1-in dome tweeter in die-cast aluminum cabinet. Power handling 55 W max; FR 50-20,000 Hz. 5½ x 8¾ x 4¾ in; 5.3 lb \$160/pr

Model 7W 2-Way Speaker. 4-in woofer, 1-in soft-dome tweeter; spring terminals. Max power 40 W \$120/pr

Model 7 2-Way Speaker. 4-in woofer, 1-in soft-dome tweeter in die-cast metal enclosure. Crossover; hanger slots, and recessed spring connectors for wall mounting. Max power 40 W. 4¾ x 7 x 4¾ in \$100/pr

Model 26 2-Way Speaker

Acoustic-suspension design with 5-in woofer and 2½-in tweeter. Power handling 40 W; FR 90-20,000 Hz; sens 87 dB SPL/W/m. 6¾ x 11 x 4¾ in; 5 lb \$70/pr

Model 3.5 Speaker. Molded enclosure with steel grille; spring terminals. Max power handling 15 W. 3¾ x 5¾ x 3 in \$48/pr

Model 2.5 Speaker. 4-in driver. Max power 10 W. Walnut-vinyl finish. 5 x 6¾ x 3 in ... \$30/pr

Model 3 Speaker. 5-in driver. Max power 7 W. Walnut-vinyl finish. 8½ x 10 x 5½ in \$32/pr

Model 0.3 Speaker. Cube design with 3-in driver. Max power 7 W. Walnut veneer. 4 x 4 x 3¼ in \$30/pr

Model 0.4 Powered Speaker. Features built-in amp with 1.5 W/ch; tone booster: bass +6 dB at 125 Hz, treble +6 dB at 8,000 Hz \$30/pr

Subwoofer

Realistic Subwoofer

12-in long-throw driver with dual voice coils. Features crossover; push terminals. Power

handling 100 W; FR 35-200 Hz. Walnut veneer. 12¾ x 18¾ x 15¾ in \$140

Supertweeter

Dynamic. Mounts in or outside speaker cabinet. Max power 50 W; FR to 40,000 Hz. 4-in H . \$25
Piezo. Max power 75 W; FR to 27,000 Hz; sens 96 dB SPL/W/m \$13

REEL TO REAL DESIGNS

Focus 4-Way Speaker

Three 12-in woofers, two 6½-in midrange, 1¼-in metallized-dome and samarium-cobalt ribbon supertweeter. Features rounded edges with rolled-tambour front corners; biamp wiring. Power handling 30-850 W; FR 98 dB SPL/W/m; imp 4 ohms; crossover points 80, 800, 3,000 and 10,000 Hz. Walnut, oak, rosewood, cherry, mahogany, or black-lacquer finish; grilles available in 5 colors. 15 x 52 x 14½ in \$3,796/pr
Optional external EQ \$400

Legacy Signature II 3-Way Speaker

Three 10-in carbon/polypropylene woofers, two 6½-in midranges, 1¼-in metallized-dome and ribbon tweeter. Rear-firing ambience tweeter maintains bipolar response above 5,000 Hz; slot-loaded woofer; biamp wiring. Power handling 45-600 W; frequency response 16-30,000 ± 2 dB; sensitivity 93.5 dB SPL/W/m; impedance 4 ohms; crossover points 80, 200, 1,850, and 8,000 Hz. Oiled-oak, walnut, rosewood, or black-lacquer finish \$2,796/pr
Legacy Signature-Satellite. Compact version of above; no woofers. 10¼ x 20 x 10¾ in; 40 lb \$1,496

Legacy-I 4-Way Speaker

10-in and 8-in polypropylene woofers, 6½-in polypropylene midwoofer, 1¼-in metallized midrange, and samarium-cobalt ribbon supertweeter. Slot-loaded subwoofer section with double-magnet structure; dual pairs of Tiffany binding posts; biampable; hand-tuned crossover; 5-chamber cabinet braced to 1½-in wall thickness. Power handling 45-400 W; FR 20-30,000 Hz ± 2 dB; sens 91.5 dB SPL/W/m; imp 4 to 8 ohms; crossover points 120, 2,200, and 8,500 Hz. Oiled-oak, walnut, rosewood, or black-lacquer finish \$1,796/pr

Legacy-2 Plus 3-Way Speaker

10-in polypropylene woofer, 6½-in polypropylene midrange, 1-in ferrofluid-cooled aluminum-dome tweeter. Gold-plated Tiffany binding posts. Power handling 30-200 W; sens 90.5 dB SPL/W/m; imp 6 ohms; crossover points 180 and 2,800 Hz. Oiled-oak, walnut, rosewood, or black-lacquer finish \$1,296/pr

Legacy-3 3-Way Speaker

9-in polypropylene woofer, 6½-in cast-frame midbass, and 1-in ferrofluid-cooled dome tweeter. Features double-reflex bass alignment; gold-plated Tiffany binding posts. Power handling 30-200 W; FR 34-22,000 Hz ± 2 dB; sens 91.5 SPL/W/m; imp 4 ohms; crossover points 200, 2,800 Hz. Oak, walnut, rosewood, or gloss-black lacquer finish \$896/pr

Legacy-Super 2-Way Bookshelf Speaker

Two 6½-in polypropylene midwoofers, 1-in ferrofluid cooled aluminum-dome tweeter. Features gold-plated Tiffany binding posts. Power handling 30-200 W; FR 38-22,000 Hz ± 2 dB; sens 94.5 dB SPL/W/m; imp 4 ohms; crossover point 2,000 Hz. Oiled-oak, walnut, rosewood, or gloss-black lacquer finish \$750/pr
T-braced stands with spiked hardwood base \$120/pr

SPEAKERS

Legacy Dual 12 Subwoofer

Dual carbon-filled polypropylene 12-in woofers. Features 6th-order alignment; variable crossover point and slope. Power handling 30-500 W; FR 16-100 Hz \pm 2 dB; sens 91.5 dB SPL/W/m; imp 4 ohms; crossover 55 or 95. Oiled oak, walnut, rosewood, or gloss black-lacquer finish. \$748 ea

Legacy Dual 10 Subwoofer

Dual 10-in woofers. Features assisted 4th-order alignment; variable crossover point and slope. Power handling 30-400 W; FR 22-120 Hz \pm 2 dB; sens 91 dB SPL/W/m; imp 8 ohms; crossover point 55 or 95 Hz. Oiled-oak, walnut, rosewood, or gloss black-lacquer finish. . . . \$674 ea

Legacy 2-Way Bookshelf Speaker

6½-in polypropylene woofer and 1-in aluminum-dome tweeter. Features braced cabinet stuffed with polyester fiber; gold-plated Tiffany binding posts. Power handling 30-150 W; FR 40-22,000 Hz \pm 2 dB; sens 90 dB SPL/W/m; imp 8 ohms; crossover point 2,800 Hz. Oiled-oak, walnut, rosewood, or gloss black-lacquer finish. \$548/pr
T-braced stands with spiked hardwood bases. \$120/pr

Legacy Mini-Monitor 2-Way Speaker

5¼-in Bextrene midbass and 1-in aluminum-dome tweeter. Features gold-plated Tiffany binding posts. Power handling 30-125 W; FR 59-22,000 Hz \pm 2 dB; sens 90 dB SPL/W/m; imp 4 ohms; crossover point 2,200 Hz. Available in oiled-oak, walnut, rosewood, or gloss black. 16 lb ea. \$448/pr
T-braced stands with spiked hardwood bases. \$120/pr

REVOX

Agora B MK II Powered 3-Way Speaker

Two 9-in cone woofers, 4¼-in cone midrange, ¾-in titanium-dome tweeter. Triamplified ported design incorporating three 100-W amps with active crossover in each enclosure. Features push-pull dual woofer design with one woofer facing into enclosure to eliminate even-order harmonic distortion. Low-frequency amp utilizes feedback to compensate for EMF. 4-step bass and treble controls; bass-blend switch; auto power on/off. FR 30-21,000 Hz \pm 3 dB; sens 110 dB SPL/W/m; walnut-veneer finish with brown grille or polished-ebony finish with black grille. \$5,900/pr
Black-lacquer finish. \$6,900/pr

Emporium B 2-Way Speaker

Tower design employing two 7¼-in woofers in separate chambers, 4-in midrange, 1-in tweeter. Power handling 130 W, 170 W peak; sens 87 dB SPL/W/m; imp 4 ohms; crossover points 330 and 3,200 Hz. Gloss-black-lacquer, natural, or black mahogany finish. 11¼ x 12½ x 35½ in. 50½ lb. \$2,500/pr
Black-lacquer finish. \$3,900/pr

Power Cube Powered Speaker

12¼-in woofer with 2 additional amps to power any pair of satellite speakers. 150-W for woofer, 100-W/ch amps for satellites; FR 35-22,000 Hz \pm 3 dB; sens 100 dB SPL/W/m. Black- or white-matte finish. 15½ x 16½ x 14½ in; 42 lb. \$1,600 ea

Duetto 2-Way Speaker

Two sets of three drivers mounted on either side of single wedge shape enclosure. May be used with Power Cube or Piccolo Bass. Features two 4-in midranges, 1-in dome tweeter. FR

90-22,000 Hz; sens 89 dB SPL/W/m; nominal imp 4 ohms. Black- or white-lacquer finish. 14 x 14 x 14 in. \$995/pr

Piccolo Satellite/Subwoofer System

3 piece system with satellites featuring 4¼-in midrange driver, ¾-in dome tweeter and bass module with 10¼-in woofer. Power handling 70 W cont; FR 48-22,000 Hz \pm 3 dB; sens 86 dB SPL/W/m; imp 4 ohms; black finish. Satellite: 5½ x 8¾ x 5¼ in, 5 lb, 8 oz. Subwoofer: 14½ x 15¼ x 14¼ in, 32 lb. Satellites. \$390/pr
Subwoofer. \$400 ea

ROCKUSTICS

Rockustic speakers are designed for outdoor use. They stone-like enclosures waterproof. Stainless-steel mounting brackets included; standard colors include gray and brown.

Hillside 3-Way Speaker

Two 8-in long-throw poly-cone woofers and 1-in soft-dome ferrofluid-cooled tweeter. Power handling 200 W; FR 41-19,000 Hz \pm 2 dB; imp 8 ohms; sens 92 dB SPL/W/m. 85 lb. . . . \$1,800/pr

Sub Rock Subwoofer

Dual-voice-coil 15-in long-throw poly-cone woofer. Power handling 150 W per coil; FR 37-125 Hz \pm 3 dB; imp 8 ohms. 250 lb. . . \$1,200 ea

Rocky Jr 2-Way Outdoor Speaker

6½-in long-throw poly-cone woofer and 1-in ferrofluid-cooled soft-dome tweeter. Power handling 100 W; FR 69-18,000 Hz \pm 2 dB; imp 8 ohms; sens 89 dB SPL/W/m. 39 lb. . . . \$940/pr

Octorock 2-Way Speaker

8-in long-throw poly-cone woofer and 1-in ferrofluid-cooled tweeter mounted coaxially. Power handling 100 W; FR 55-20,000 Hz \pm 4 dB; imp 8 ohms; sens 92 dB SPL/W/m. 36 lb. \$800/pr

Rocky Too 2-Way Speaker

6½-in long-throw poly-cone woofer and 1-in ferrofluid-cooled tweeter mounted coaxially. Power handling 100 W; FR 69-19,000 Hz \pm 2 dB; imp 8 ohms; sens 89 dB SPL/W/m. 38 lb. \$640/pr

Soundstone 2-Way Speaker

6½-in long-throw poly-cone woofer and 1-in ferrofluid-cooled tweeter mounted coaxially. Power handling 100 W; FR 69-19,000 Hz \pm 3 dB; imp 8 ohms; sens 89 dB SPL/W/m. 31 lb. \$640/pr

Econorock 2-Way Speaker

8-in long-throw poly-cone woofer and ferrofluid-cooled tweeter mounted coaxially. Power handling 100 W; FR 50-18,000 Hz \pm 5 dB; imp 8 ohms; sens 93 dB SPL/W/m. 15 lb. . . . \$400/pr

Punk Rock 2-Way Speaker

5¼-in long-throw poly-cone woofer and 2-in ferrofluid-cooled tweeter mounted coaxially. Power handling 50 W; FR 70-20,000 Hz \pm 5 dB; imp 4 ohms; sens 92 dB SPL/W/m. 8 lb. \$300/pr

ROGERS

All speakers come with a 5-year warranty. Cones are polypropylene and tweeters are metal dome unless otherwise specified.

P-24 3-Way Speaker

8-in woofer, 6½-in midrange, 1-in aluminum-dome tweeter. Power handling 250 W; FR 45-20,000 Hz \pm 2 dB; sens 89 dB SPL/W/m; imp 8 ohms; crossover points 100 and 2,300 Hz at 24 dB/oct. Black-ash or walnut veneer. 10 x 41 x 14 in; 65 lb ea. \$3,000/pr

LS5/9 2-Way Speaker

Power handling 100 W; FR 50-16,000 Hz \pm 3 dB; sens 87 dB SPL/W/m; impedance 8 ohms 11 x 18¼ x 10½ in; 38 lb ea. Walnut, teak, or black finish. \$2,500/pr

Studio 1a 2-Way Speaker

Features aluminum-dome tweeter and biwireable crossover. Power handling 220 W; FR 45-20,000 Hz \pm 3 dB; sens 89 dB SPL/W/m; imp 8 ohms 12 x 25 x 12 in; 40 lb ea. Walnut, teak, or black. \$1,500/pr

LS7t 2-Way Speaker

Features titanium-dome tweeter and biwireable crossover. Power handling 200 W; FR 55-22,000 Hz \pm 2 dB; sens 88 dB SPL/W/m; imp 8 ohms. 10¼ x 22 x 11 in; 38 lb ea. Walnut, teak, or black. \$999/pr

LS3/5a 2-Way Bookshelf Speaker

Power handling 75 W; FR 70-20,000 Hz \pm 3 dB; sens 82.5 dB SPL/W/m; imp 11 ohms. 7½ x 11¼ x 6½ in; 25 lb pr. Walnut, teak, or black finish. \$799/pr

LS6a 2-Way Speaker

Features biwireable crossover. Power handling 150 W; FR 50-20,000 Hz \pm 2 dB; sens 89 dB SPL/W/m; imp 8 ohms. 10¼ x 20 x 11 in; 33 lb ea. Walnut or black. \$699/pr

LS4a 2-Way Bookshelf Speaker

Power handling 100 W; FR 55-20,000 Hz \pm 2 dB; sens 88 dB SPL/W/m; imp 8 ohms. 10 x 17 x 9¼ in; 35 lb pr. Black/walnut vinyl. . . . \$549/pr

LS2a 2-Way Bookshelf Speaker

Power handling 100 W; FR 60-20,000 Hz \pm 2 dB; sens 87 dB SPL/W/m; imp 8 ohms. 9 x 14 x 8 in; 29 lb pr. Black/walnut vinyl. \$399/pr

Speaker Stands

All stands are supplied with fully adjustable, carpet-piercing spikes.

S59. For LS5/9 and LS4a speakers. 44 lb. Black. \$225
S40. For Studio 1a, LS6a, and LS7t speakers. 38 lb. Black. \$200
S55. For LS2a and LS3/5a speakers. 40 lb. Black. \$200

ROKSAN

Darius 2-Way Speaker

Infinite-baffle design with 8-in rubber-modified polystyrene woofer, 1-in soft-dome tweeter mounted on separate spring-suspended mini baffle. Resonance-fixed woofer mounting; external crossover used. Power handling 30 W; frequency response 50-20,000 Hz \pm 3 dB; sens 88 dB SPL/W/m; nominal impedance 6 ohms; crossover point 1,500 Hz. Various wood finishes. 10½ x 18½ x 16 in; 44 lb. \$4,300/pr

Hotcakes Speakers

4-in full-range speaker in injection-molded infinite-baffle enclosure. Power handling 30 W; FR 90-22,000 Hz \pm 3 dB; sens 88 dB SPL/W/m; nom imp 8 ohms. 7¼ x 5¼ x 7¼ in. \$450/pr

ROSSMAN

SA.8 2-Way Powered Speaker

Bass-reflex design with 6½-in woofer, 1-in dome tweeter. Driven by 30 W amp. FR 42-20,000 Hz \pm 3 dB; imp 100 kilohms; crossover point 2,300 Hz. 10 x 17 x 12 in; 60 lb. . . \$500/pr

SA.5 2-Way Powered Speaker

Bass-reflex design with 5-in woofer, 1-in dome

SPEAKERS

tweeter. Driven by 30 W amp. FR 55-20,000 Hz ± 3 dB; imp 100 kilohms; crossover point 2,300 Hz. 12 x 13 x 9 in; 48 lb \$400/pr

RSA

All RSA speakers carry a five-year warranty.

Model TI MK II Ribbon Speaker

Electro-mechanical transducer design with planar aluminum ribbon. Power handling 200 W max pink noise; FR 2,500-80,000 Hz ± 3 dB; sens 96 dB SPL; imp 6 ohms; crossover point 2,600 Hz. 5 $\frac{1}{4}$ x 5 $\frac{1}{4}$ x 8 in; 8.5 lb ea. . \$2,400/pr

Signature Series

All Signature Series speakers are finished with black paint.

Model II Subwoofer

Dual 10-in composite cone woofers. Features silver solder. Power handling 700 W peak; sens 91-92 dB; imp 8 ohms. 185 lb ea. \$4,000/pr

Model III Ribbon Tweeter/LineSource System

Includes TI MK II ribbon speaker and line-source speaker \$3,500/pr

Model I 2-Way Speaker

Sealed-box design with 6 $\frac{1}{2}$ -in woofer and 2-in midrange/tweeter. Features air-core inductor; polypropylene capacitor with silver leads; OHFC-shielded wiring; 6-dB/oct crossover slope; WBT or Edison Price 5-way binding posts. Calibrated midrange/tweeter level control. Power handling 50-500 W; FR 48-19,000 Hz ± 1 dB; sens 91 dB SPL/W/m; imp 8 ohms. 8 x 12 x 14 in; 36 lb. \$3,400/pr

Futuresonic Series

MET-8 MK II Subwoofer System

For use with MET 7 MK II. 10-in woofer with die-cast magnesium frame, polypropylene composite-cone, and double-magnet system. Features air-core inductors; first-order network; constant resistance 0.7 Q; silver solder; absolute polarity; gold-plated 5-way binding posts. Power handling 40-500 W cont; FR 23,000 Hz -6 dB; sens 90 dB SPL/W/m; imp 8 ohms. Satin-black-lacquer finish. 13 $\frac{1}{2}$ x 33 x 17 $\frac{1}{4}$ in; 72 lb \$1,500
As above, oak or walnut finish \$1,200

MET-9 MK II Ribbon Speaker

Electromechanical transducer design with planar aluminum ribbon. Features air-core inductor; polypropylene capacitor with OHFC leads; silver solder; quasi-3rd-order filter; absolute polarity; gold-plated 5-way binding posts. FR 4,500-50,000 Hz ± 2 dB; sens 88 dB SPL/W/m; imp 6 ohms. Satin black lacquer finish. 5 $\frac{1}{4}$ x 8 x 7 $\frac{1}{2}$ in; 12 lb ea \$1,140/pr
As above, oak or walnut finish \$990/pr

MET-10 MK II LineSource Speaker

Eight 2 $\frac{1}{2}$ -in tweeter. Features OFC wiring; 1st-order network; silver solder; -12-dB output level control; gold-plated 5-way binding posts. Power handling 10-500 W; FR 2,000-20,000 Hz ± 2 dB; sens 96 dB pink noise W/m; imp 8 ohms; crossover point 1,700 Hz. Satin black finish. 5 $\frac{1}{4}$ x 23 x 6 in; 17 lb \$800
As above, walnut or oak veneer \$700

MET-7 MK II 2-Way Speaker

Sealed-box design with 6 $\frac{1}{2}$ -in polypropylene woofer and 2-in midrange/tweeter. Features air-core inductor; polypropylene capacitor with OHFC leads; OHFC wires; 1st-order crossover; gold-plated 5-way binding posts. Midrange/

tweeter level control. Power handling 15-250 W rms; FR 54-20,000 Hz ± 2 dB; sens 90 dB SPL/W/m; imp 8 ohms. Satin-black-lacquer finish. 7 $\frac{1}{4}$ x 11 $\frac{1}{4}$ x 11 $\frac{1}{4}$ in; 13 lb ea \$650/pr
As above, with oak or walnut finish ... \$490/pr

URL

Compression Guide Series

Features carbon-fiber/polypropylene woofers and treated fabric-dome tweeters.

CG-8² 2-Way Speaker

Dual 8 $\frac{3}{4}$ -in woofers and 1 $\frac{1}{4}$ -in tweeter. Power handling 25-250 W; FR 32-22,000 Hz ± 2.5 dB; sens 92 dB SPL/W/m; imp 4 ohms; crossover frequency 2,500 Hz. 10 $\frac{1}{2}$ x 48 $\frac{1}{2}$ x 16 in; 112 lb ea. \$599 ea

CG-6² 2-Way Speaker

Dual 7 $\frac{1}{4}$ -in woofer and 1 $\frac{1}{4}$ -in tweeter. Power handling 20-200 W; FR 40-22,000 Hz ± 2.5 dB; sens 92 dB SPL/W/m; imp 4 ohms; crossover point 2,500 Hz. 9 x 39 x 12 in; 65 lb ea. . \$499 ea

CG-5² 2-Way Speaker

Dual 5 $\frac{1}{4}$ -in woofer and 1 $\frac{1}{4}$ -in tweeter. Power handling 20-150 W; frequency response 50-22,000 Hz ± 2.5 dB; sensitivity 91 dB SPL/W/m; impedance 4 ohms; crossover point 3,000 Hz. 7 $\frac{1}{4}$ x 35 x 10 $\frac{1}{4}$ in; 40 lb ea \$399 ea

CG-8A 2-Way Speaker

8 $\frac{1}{2}$ -in woofer and 1 $\frac{1}{4}$ -in tweeter. Power handling 15-150 W; FR 48-22,000 Hz ± 2.5 dB; sens 91 dB SPL/W/m; imp 4 ohms; crossover point 2,500 Hz. 10 $\frac{1}{2}$ x 16 x 12 in; 26 lb ea ... \$249 ea

CG-6A 2-Way Speaker

6 $\frac{1}{2}$ -in woofer and 1 $\frac{1}{4}$ -in tweeter. Power handling 15-120 W; FR 50-22,000 Hz ± 2.5 dB; sens 90 dB SPL/W/m; imp 4 ohms; crossover point 2,500 Hz. 8 $\frac{3}{4}$ x 14 x 11 $\frac{1}{2}$ in; 20 lb ea ... \$199 ea

CG-5 2-Way Speaker

5 $\frac{1}{4}$ -in woofer and 1 $\frac{1}{4}$ -in tweeter. Power handling 15-75 W; FR 63-22,000 Hz ± 2.5 dB; sens 88 dB SPL/W/m; imp 8 ohms; crossover point 3,000 Hz. 7 $\frac{1}{2}$ x 13 x 9 in; 13.5 lb ea ... \$179 ea

Video Shielded Series

Features magnetically shielding, carbon/polypropylene woofers, and polycarbonate dome tweeters.

VS-8² 2-Way Speaker

Dual 8 $\frac{1}{4}$ -in woofer and 1-in tweeter. Power handling 30-100 W; FR 50-18,000 Hz ± 2.5 dB; sens 91 dB SPL/W/m; imp 4 ohms; crossover point 3,000 Hz. 10 x 37 x 11 $\frac{1}{4}$ in; 42 lb ea \$199 ea

VS-8 2-Way Speaker

8 $\frac{1}{4}$ -in woofer and 1-in tweeter. Power handling 20-80 W; FR 65-18,000 Hz ± 3 dB; sens 89 dB SPL/W/m; imp 8 ohms; crossover point 3,000 Hz. 10 x 17 x 11 $\frac{1}{4}$ in; 20 lb ea \$129 ea

VS-6 2-Way Speaker

6 $\frac{1}{4}$ -in woofer and 1-in tweeter. Power handling 20-70 W; FR 80-18,000 Hz ± 3 dB; sens 88 dB SPL/W/m; imp 8 ohms; crossover point 3,500 Hz. 9 x 14 $\frac{1}{2}$ x 19 $\frac{1}{4}$ in; 15 lb ea \$99 ea

SANSUI

SP-X5U 3-Way Speaker

6 $\frac{1}{2}$ -in woofer, 5 $\frac{1}{4}$ -in carbon-filled polypropylene midbass with butyl rubber surround and aluminum die-cast frame, 1-in liquid-cooled tweeter. Features rounded baffle edges; gold-plated 5-way binding posts. FR 45-23,000 Hz ± 3

dB; power handling 75 W cont; sens 88 dB SPL/W/m; imp 6 ohms; crossover points 350 and 7,000 Hz. 11 $\frac{1}{2}$ x 37 $\frac{1}{2}$ x 11 $\frac{1}{2}$ in. Oak or black woodgrain finish \$440/pr

SP-X3U 3-Way Speaker

Acoustic-suspension design with 10-in carbon-filled polypropylene woofer, 5-in carbon-filled polypropylene midrange, $\frac{1}{4}$ -in ferrofluid-cooled dome tweeter; gold-plated 5-way binding posts. FR 35-23,000 Hz ± 3 dB; max power handling 250 W; imp 8 ohms. 14 x 21 $\frac{1}{4}$ x 10 $\frac{1}{4}$ in; 17 lb. Oak cabinets \$380/pr

SW-S7.7U Subwoofer/Satellite System

Two acoustic-suspension satellites with 5-in polypropylene midrange and $\frac{1}{2}$ -in soft-dome tweeter, and bass module with two 6-in woofers. Power handling 60 W cont into 6 ohms; FR 55-22,000 Hz; sens 88 dB SPL/W/m. Crossover point 200 and 6,000 Hz. Satellites: oak or black wood grain. 7 x 11 $\frac{1}{4}$ x 7 $\frac{1}{2}$ in; 10 lb. Subwoofer: black textured finish. 9 $\frac{1}{4}$ x 19 x 11 $\frac{1}{4}$ in; 26 lb \$370/sys

SP-X2U 2-Way Speaker

Acoustic-suspension design with 8-in carbon-filled polypropylene woofer with butyl rubber surround, $\frac{1}{4}$ -in ferrofluid-cooled dome tweeter. Gold-plated 5-way binding posts; rounded cabinet baffles. FR 40-23,000 Hz ± 3 dB; max power handling 200 W; imp 8 ohms. 11 $\frac{1}{4}$ x 21 $\frac{1}{4}$ x 10 $\frac{1}{4}$ in; 28 lb. Oak cabinets \$300/pr

S-65U 3-Way Speaker

12-in cone woofer, 4-in cone midrange, and 3-in cone tweeter. Features auto-reset overload protector. Power handling 130 W; imp 8 ohms; sens 90 dB SPL/W/m; FR 35-20,000 Hz. 14 $\frac{1}{2}$ x 30 x 11 $\frac{1}{2}$ in; 30 lb \$270/pr

SW-S5.5U Subwoofer/Satellite System

Two satellites, each with 3 $\frac{1}{2}$ -in driver, and 6 $\frac{1}{2}$ -in woofer in magnetically-shielded ported enclosure. Power range 45-135 W; FR 60-20,000 Hz; sens 87 dB SPL/W/m. Satellites: wood-grain or black-vinyl finish. 5 $\frac{1}{2}$ x 7 $\frac{1}{2}$ x 4 in; 3 lb ea. Subwoofer: textured black-vinyl finish. 16 x 11 $\frac{1}{4}$ x 8 $\frac{1}{2}$ in \$250/sys

S-45U 3-Way Speaker

10-in cone woofer, 4-in cone midrange, and 3-in cone tweeter. Features auto-reset overload protector. Power handling 85 W max; imp 8 ohms; sens 89 dB SPL/W/m; FR 45-20,000 Hz. 14 x 26 x 10 $\frac{1}{4}$ in; 25 lb \$220/pr

SP-X1U 2-Way Speaker

Acoustic-suspension design with 6 $\frac{1}{2}$ -in carbon-filled polypropylene woofer, $\frac{1}{2}$ -in ferrofluid-cooled dome tweeter. Nickel-plated 5-way binding posts; rounded baffles. FR 50-22,000 Hz ± 3 dB; max power handling 150 W; imp 8 ohms. 9 $\frac{1}{2}$ x 14 $\frac{1}{2}$ x 9 $\frac{1}{2}$ in; 17 lb. Oak cabinets \$200/pr

S-35U 2-Way Bookshelf Speaker

8-in cone woofer and 2-in cone tweeter. Power handling 65 W max; imp 8 ohms; sens 89 dB SPL/W/m; FR 55-20,000 Hz. 12 x 23 x 9 $\frac{1}{4}$ in; 19 lb \$140/pr

SAVARD

All speakers include a 4/8-ohm switch, a 6-year warranty, and are handcrafted.

Precision-Phase XXII 5-Way Speaker

15-in subwoofer, 10-in midbass driver, and 2 multicellular PZT tweeters. Features level controls and biamp circuitry. Power handling 5-500

SPEAKERS

W; FR 25-30,000 Hz; sens 105 dB W/m; imp 4 or 8 ohms; crossover points 200, 3,000 Hz. Available in light oak with removable grille. 21½ x 52½ x 18 in; 170 lb \$2,500/pr

BMF-Phase VIII 3-Way Speaker

15-in subwoofer midrange mounted to 4 x 10-in horn, and multicellular PZT tweeter. Power handling 5-300 W; FR 25-30,000 Hz; sens 104 dB W/m; imp 4 or 8 ohms; crossover points 700, 3,000 Hz. 21 x 30¾ x 18 in; 75 lb \$1,400/pr

Studio-Monitor Phase XXVII 5-Way Speaker

12-in woofer, 6½-in midbass driver, two 25-mm soft-dome tweeters, two ¾-in hard-dome tweeters, and 2 PZT super tweeters. Power handling 300 W; FR 30-30,000 Hz; sens 104 dB W/m; imp 4 or 8 ohms; crossover points 200, 5,000 Hz. 17½ x 31½ x 15 in; 59 lb \$1,200/pr

Performance-Phase XVII 4-Way Speaker

10-in woofer, 4¼-in midrange, ¾-in hard-dome tweeter, and PZT supertweeter. Power handling 5-25- W; FR 35-30,000 Hz; sens 97 dB W/m; imp 4 or 8 ohms; crossover points 200, 5,000 Hz. Available in light oak with removable grille. 15 x 27¼ x 12 in; 49 lb \$700/pr

System 83 3-Way Bookshelf Speaker

8-in woofer, 4¼-in mid-range, and ¾-in hard-dome tweeter. Power handling 200 W; FR 40-30,000 Hz; sens 98 dB W/m; imp 4 or 8 ohms; crossover points 500-5,000 Hz. Available in light oak with removable grille. 12½ x 18½ x 9 in; 67 lb \$600/pr

Subwoofer System 1201

Dual 12-in woofers. Power handling 5-400 W; FR 30-200 Hz; sens 99 dB W/m; imp 4 or 8 ohms; crossover point 200 Hz. 24 x 27 x 14 in; 88 lb \$500 ea

System 82 2-Way Bookshelf Speaker

8-in woofer and ¾-in hard-dome tweeter. Power handling 150 W/ch; frequency response 40-30,000 Hz; sensitivity 98 dB W/m; impedance 4 or 8 ohms; crossover point 5,000 Hz. Dimensions: 12½ x 18½ x 9 in; 66 lb \$450/pr

Satellite System 602 2-Way Bookshelf Speakers

Bookshelf corner-ceiling-mount design with 6½-in midbass/midrange and ¾-in hard-dome tweeter. Designed for use with subwoofer. Power handling 5-200 W/ch; FR 200-30,000 Hz; sens 97 dB W/m; imp 4 or 8 ohms; crossover point 5,000 Hz. 13 x 9 x 7 in; 31 lb \$400/pr

Subwoofer System 801

Dual 8-in woofers. Power handling 5-200 W; FR 30-20,000 Hz; sens 99 dB W/m; imp 4 or 8 ohms; crossover point 200 Hz. 11¾ x 23 x 14 in; 44 lb \$400 ea

SHAHINIAN

Diapason Module

Asymmetric prism with four 5¼-in curved polycone rubber-edge woofers and six ¾-in W-shaped titanium-dome tweeters. Woofers have 1-in aluminum voice coil and 20-oz ceramic magnet. Features unequal rakes in each direction made of 13-ply Finland birch; 2 optional input filter choices or direct bypass for bi-amp use filters; 2 optional roll-off filters to facilitate exact matching or by-pass; lamb's-wool damping. FR 125-22,000 Hz - 3 dB; power handling 250 W cont. Brown, black, beige, bone, double-knit polyester grille. 35 lb \$4,650/pr
Hawk Module. As above, with four 4½-in midranges, four ¾-in tweeters, four ¾-in super tweeters; FR 250-22,000 Hz \$2,800/pr

Obelisk 3-Way Speaker

Folded double-prism 50-in hybrid transmission-line design with 8-in asymmetrically placed poly woofer, 10-in mass-loaded-membrane polypropylene passive radiator, two 1¼-in cambric-dome midranges, four ¾-in W-shaped dome tweeters. Power handling 50-500 W; imp 6 ohms nominal. Walnut and oak standard finishes; optional finishes available. 14½ x 29 x 12½ in; 55 lb \$2,050/pr

Hawk Subwoofer

Folded transmission-line enclosure with 8-in woofer with dynamic damping, 10-in passive radiator. Inputs for satellite included, multiple crossover points for low- and high-pass filters. FR - 3 dB/25 Hz uniform 250/500 Hz; imp 6 ohms; power handling 150 W. 14½ x 30 x 11¼ in, 60 lb \$1,600/pr

Double Eagle Stereo Subwoofer

One enclosure with two acoustically separated 8-in polypropylene woofers and two 10-in polypropylene passive radiators. FR 26-1,000 Hz - 3 dB; max power, short duration peaks 1,000 W; imp 6 ohms nominal/ch; crossover 18 dB/oct at 140 Hz. Walnut finish on Finland birch. Optional finishes available. 23 x 30 x 14 in; 105 lb \$1,300 ea

ARC 3-Way Speaker

Vertical transmission-line speaker with 8-in polypropylene woofer, 10-in viscous-damped passive radiator, 1¼-in cambric-dome midrange, and 1-in titanium supertweeter. Features time-aligned phase-correct driver placement. Power handling 30- 350 watts; impedance 4 ohms nominal. Natural, medium, or dark-oak finish on ¾-inch fiberboard. Dimensions: 14 x 27½ x 9¾ in; 42 lb \$1,200/pr

LYRE 2-Way Speaker

8-in poly-woofer, 1-in titanium-deposit polydome supertweeter, and 10-in passive radiator. FR 30-18,000 Hz - 3 dB. Dark- or light-oak veneer; 11½ x 23½ x 11¼ in; 43 lb \$950/pr

ELF 2-Way Speaker

Vented design with 5¼-in polypropylene woofer, 1-in polypropylene-dome tweeter. FR 55-18,000 Hz - 3 dB; power handling 25-150 W; imp 6 ohms nominal. Natural-medium- or dark-oak finish. 6¾ x 12½ x 7¼ in; 26 lb/pr. . \$450/pr

SHURE

HTS 50CF Monitor 2-Way Speaker

Two 6½-in woofers, 1-in dome tweeter in magnetically shielded enclosure. Features fluid-cooled solid-state tweeter protection; 3rd/4th-order crossover with mode switch to change EQ. Power handling 100 W; FR 55-20,000 Hz; sensitivity 88 dB SPL/W/m; nom imp 5.6 ohms. 13½ x 20 x 8¾ in; 37 lb \$599/pr
HTS 680CF. As above, with built-in threaded insert points \$599/pr

HTS 50SW Subwoofer

4th-order vented design featuring 12-in driver with 10.2-lb double magnet, heavy-damped paper cone with rolled-rubber surround, flat spider suspension. Power handling 200 W; FR 33-80 Hz; sens 91 dB SPL/W/m; nom imp 8 ohms. 18 x 23 x 14 in; 65 lb \$499 ea

HTS 50LRS 2-Way Speaker

6½-in woofer, 1-in dome tweeter in magnetically-shielded enclosure. Fluid-cooled fused tweeter. FR 60-20,000 Hz; sens 85 dB SPL/W/m; nom imp 5.6 ohms. 13½ x 10 x 8¾ in; 24.2 lb \$299/pr

SIDEREAL

Mikro 2-Way Speaker

4-in paper midrange, 1-in cloth tweeter. Power handling 100 W; FR 50-20,000 Hz; sens 85 dB SPL/W/m; imp 8 ohms; crossover point 4,000 Hz. Hand assembled. Black or charcoal-gray finish. 7 x 4½ x 4 in \$470/pr

SIGNET

SL280 2-Way Speaker

8-in polypropylene woofer with rubber surround, injection-molded magnesium frame, and 1-in ferrofluid-cooled aluminum-dome tweeter. Features vented enclosure; biwire terminals; crossover with air-core inductors, polypropylene capacitors, and OFC wire. Power handling 20-150 W; FR 40-25,000 Hz; sens 89 dB 2.83 V/m; nom imp 8 ohms; crossover point 3,000 Hz. Oak veneer. 9¼ x 25 x 12¾ in; 37 lb ... \$900/pr
SL280B/U. As above, black-vinyl \$700/pr

SL260 2-Way Speaker

6-in polypropylene woofer with rubber surround, injection-molded magnesium frame, and ¾-in ferrofluid-cooled aluminum-dome tweeter. Features vented enclosure; biwire terminals; crossover with air-core inductors, polypropylene capacitors, and OFC wire. Power handling 100-125 W; FR 45-25,000 Hz; sens 88 dB 2.83 V/m; nom imp 8 ohms; crossover point 3,000 Hz. Oak veneer. 8¾ x 15½ x 12¾ in; 23 lb \$650/pr
SL260B/U. As above, black-vinyl \$450/pr

SL230 Subwoofer/Satellite System

Satellite contains 3½-in injection-molded midrange and ¾-in ferrofluid-cooled dome tweeter; subwoofer box uses two downward-firing, slot-loaded 6-in woofers. Crossover features film capacitors and protection circuits for satellites. Power handling 100 W cont avg; FR 50-20,000 Hz; sens 88 dB SPL/W/m; crossover points 200 and 3,000 Hz. Satellites finished in oak veneer, subwoofer in black vinyl. Satellites: 4¾ x 8¾ x 4¾ in; subwoofer: 13 x 21 x 6¾ in; 35 lb/sys \$600/sys
SL230B/U. As above, satellites finished in black vinyl \$500/sys

SL250B/U 2-Way Speaker

5½-in woofer with rubber surround and treated paper cone and ¾-in tweeter with metallized-polycarbonate dome, and ferrofluid-cooled voice coil. Features vented enclosure; crossover with air-core inductors, polypropylene capacitors, and OFC wire. Power handling 15-100 W; FR 50-22,000 Hz; sens 88 dB 2.83 V/m; crossover point 3,300 Hz. Black-vinyl finish. 12½ x 10 x 7 in; 17 lb \$300/pr

AL60 Outdoor Speaker

Weather-resistant 2-way system with 6-in woofer and 1½-in tweeter; 360° horizontal dispersion; heavy-duty ABS plastic enclosure. 70-V line transformer with bypass \$90 ea

SNELL

Type A-III 4-Way Speaker

Acoustic-suspension design with curved baffle to eliminate diffraction, mechanically isolated midrange enclosure, bottom-loaded woofer, and rear-loaded supertweeter for accurate room response. Hand-adjustment of crossover values for specific drivers. Features 12-in mass-loaded mechanically isolated cone woofer; 5-in mechanically isolated cone midrange; 1-in individually adjusted controlled-dispersion dome tweeter; ¾-in low-mass ferrofluid-cooled dome

SPEAKERS

supertweeter. Dual gold-plated inputs allow biwiring or biamping with or without crossover. Power handling 250 W cont; FR 24-26,000 Hz \pm 3 dB, 38-18,000 Hz \pm 1 dB; nom imp 8 ohms; crossover points 275, 2,700, 10,000 Hz. Hand-sanded, hand-rubbed matching oak, dark oak, walnut, or black-finished veneers. 23½ x 50¼ x 14 in; 160 lb \$5,980/pr

Type B 4-Way Speaker

Two 10-in woofers, two 5-in polypropylene midranges, 1-in aluminum-dome tweeter in D'Appolito configuration, ¼-in rear-firing tweeter. FR 22-20,000 Hz; crossover points 40, 275, 2,700, and 5,000 Hz. 25 x 48 x 19 in; 304 lb/pr \$4,200/pr

Type C-IV 3-Way Speaker

Bass-reflex design with 10-in long-throw woofer, 5-in midrange, 1-in aluminum ferrofluid-cooled dome tweeter, ¼-in switchable rear tweeter, 4th-order 24 dB/octave filters; biwireable or biampable. Power handling 250 W cont; FR 34-22,000 Hz \pm 3 dB; sens 88.5 dB SPL/W/m; nom imp 8 ohms; crossover points 275, 2,700 Hz. Hand-sanded, hand-rubbed matching oak, dark oak, walnut, or black-finished veneers. 14½ x 46 x 11¼ in; 95 lb ea \$2,190/pr

Type E/III 2-Way Speaker

Bass-reflex design with 8-in polymer-treated woofer, 1-in soft-dome tweeter, and ultra-low-mass, ¾-in ferrofluid-cooled, rear-loaded dome supertweeter, and hand-adjusted crossover. Dual gold-plated inputs allow biwiring or biamping. Features rear port. Power handling 150 W cont; FR 39-20,000 Hz \pm 1.75 dB; sens 91 dB SPL/W/m; nom imp 6 ohms; crossover point 2,700 Hz. Oak, dark oak, walnut, and black-finish veneer. 13 x 35 x 11 in; 50 lb ea \$990/pr

LCR-500 2-Way Speaker

Two 6½-in polypropylene woofers, two ¼-in aluminum-dome tweeter in magnetically shielded cabinet. Designed for front placement in home-theater systems; special driver configuration said to limit horizontal directivity and maximize voice intelligibility. FR 80-20,000 Hz; imp 8 ohms. High-gloss black-veneer finish. 9½ x 22 x 7 in; 35 lb ea \$799 ea

SUR-500 2-Way Speaker

Compact dipole design with two 6½-in polypropylene woofers and two 1-in aluminum-dome tweeters. Suitable for surround channel in home-theater system. Power handling 150 W cont avg; FR 125-20,000 Hz; imp 4 ohms. High-gloss-black veneer finish. 9½ x 16½ x 7 in; 35 lb \$799 ea

Type Q 2-Way Bookshelf Speaker

6½-in polypropylene cone woofer, 1-in rear-firing textile-dome tweeter, ¼-in rear-firing tweeter. Each speaker individually adjusted to match reference speaker; flush grille to eliminate diffraction. Power handling 150 W cont; FR 75-20,000 Hz \pm 3 dB; sens 86 dB SPL/W/m; nom imp 8 ohms; crossover point 2,200 Hz. Oak, dark oak, walnut, or black-finished veneers. 10½ x 15½ x 6¾; 23 lb, 8 oz ea \$780/pr

Type Q Stand. Bolts directly to Type Q's; can be mass-loaded with sand or lead and incorporates spikes on bottom. Black veneer. 32 in high; 20 lb/pr \$120/pr

Type J/III 2-Way Bookshelf Speaker

Bass-reflex design with 8-in polymer-treated cone woofer, 1-in soft-dome tweeter. Hand-adjusted crossover values; dual gold-plated inputs for biwiring and biamping. Power handling 150 W cont; FR 49-20,000 Hz \pm 2 dB; sens 91 dB

SPL/W/m; nom imp 6 ohms; crossover point 2,700 Hz. Oak, dark oak, walnut, and black veneer. 13 x 23 x 10 in \$650/pr

Type J Stand. Can be mass-loaded with sand or lead and incorporates spikes on bottom. Black-finished veneer. 15 lb/pr \$98/pr

Type K-II 2-Way Bookshelf Speaker

Acoustic-suspension design with 8-in polypropylene woofer, ¼-in ferrofluid-cooled soft-dome tweeter. Hand-adjusted crossover values; dual inputs for optional biwiring or biamping. Power handling 100 W cont; FR 70-20,000 Hz \pm 2 dB; sens 90 dB SPL/W/m; nom imp 8 ohms; crossover point 2,700 Hz. Oak, dark oak, walnut, or black-finish veneer. 11 x 18 x 9 in; 26 lb each \$465/pr

K-II-v. As above, magnetically shielded cabinet \$240 ea

Type K Stand. Can be mass-loaded with sand or lead and incorporates spikes on bottom. Black veneer. 15 lb \$98/pr

Subwoofer

SUB-500 Subwoofer

Magnetically shielded cabinet with 10-in woofer; 4th-order bass-reflex enclosure tuned to 22 Hz. FR 20-80 Hz; imp 8 ohms. Gloss-black veneer. 18½ x 23 x 15 in; 60 lb \$499 ea

SONANCE

Sonance 45 2-Way In-Wall Speaker

Infinite-baffle design with 8-in polypropylene woofer, 1-in soft-dome tweeter. Features woofer with butyl-rubber surround, cast frame, and treated-fabric dust cap; tweeter with acoustic chamber and pole piece; 4th-order crossover at 2,700 Hz with 24 dB/oct. Power handling 100 W; FR 35-22,000 Hz \pm 2 dB; sens 90 dB; imp 8 ohms. Available in white ABS with cloth or metal grille. 12 x 16 x 3½ in; 12 lb \$695/pr

Sonance 40 2-Way In-Wall Speaker

Infinite-baffle design with 8-in polypropylene woofer, 1-in soft-dome tweeter. Features woofer with treated urethane surround and protective screens on basket windows; three-position level control on tweeter. Power handling 75 W; FR 40-20,000 Hz \pm 3 dB; sens 89 dB; crossover 18 dB/oct at 2,800 Hz; imp 8 ohms. Available in white ABS with cloth or metal grille. 12 x 16 x 3½ in \$525/pr

AIS 500 2-Way In-Wall Speaker

Angled infinite-baffle design with 4-in polypropylene woofer and 1-in polycarbonate ferrofluid tweeter on 21° lower angle and 3½-in polypropylene full-range driver on 45° upper angle. Features 6 dB/octave low-pass, 12-dB/octave high-pass crossover. Power handling 75 W; FR 60-20,000 Hz \pm 5 dB; sens 89 dB SPL/W/m; nom imp 6 ohms; crossover point 3,200 Hz. Waterproof version available. 12½ x 16½ x 3½ in \$499/pr

MB30 2-Way Indoor/Outdoor Speaker

Acoustic-suspension design with 6½-in filled polypropylene woofer, 1-in soft-dome tweeter. Features butyl woofer edge; 30-mm voice coil; weather resistance. Power handling 110 W; FR 60-20,000 Hz \pm 3 dB; sens 91 dB SPL/W/m; nom imp 8 ohms. Includes white or black nail-hanging stationary bracket; cloth or stainless-steel grilles; white/black ABS plastic enclosure. 13 x 8½ x 8½ in \$499/pr

Sonance IIIc 2-Way In-Wall Speaker

Infinite-baffle design with 6½-in polypropylene woofer, 1-in soft-dome tweeter. Features woof-

er with treated-urethane surround and protective screens on basket; two-position level control on tweeter; 12 dB/oct crossover at 3,000 Hz. Power range 75 W; FR 45-20,000 \pm 2 dB; sens 89 dB; imp 8 ohms. Available in white ABS with cloth or metal grille. 9 x 12 x 3¼ in; 9 lb \$399/pr

MB20 2-Way Indoor/Outdoor Speaker

Acoustic-suspension design with 6½-in polypropylene woofer, 1-in polycarbonate-dome tweeter. Features urethane-woofer edge; weather resistance. Power handling 75 W; FR 65-20,000 Hz \pm 3 dB; sens 89 dB SPL/W/m; nom imp 8 ohms. Includes white or black nail-hanging stationary bracket, cloth or stainless-steel grilles; white/black ABS plastic enclosure. 13 x 8½ x 8½ in \$399/pr

SB30 Indoor/Outdoor Speaker

Sealed-box design with 4-in polypropylene woofer, 1-in soft dome tweeter. Features weather resistance. Power handling 50 W; FR 75-20,000 \pm 3 dB; sens 87 SPL/W/m; nom imp 6 ohms. Available with cloth or plastic grilles. 8½ x 5½ x 5½ in \$325/pr

M30 2-Way In-Wall Speaker

Infinite-baffle design with 4-inch polypropylene woofer, 1-in polycarbonate ferrofluid-damped dome tweeter. Power handling 75 W; FR 70-20,000 Hz \pm 2 dB; sens 86 dB SPL/W/m; nom imp 8 ohms; crossover point 4,500 Hz. White with metal or cloth grille \$310/pr

M30v 2-Way In-Wall Speaker

Infinite-baffle design with 4-in polypropylene woofer, 1-in polycarbonate fluid-damped tweeter. Features magnetic shielding. Power handling 60 W; FR 65-20,000 Hz \pm 2 dB; sens 88 dB SPL/W/m; nom imp 8 ohms. 6½ x 9¼ x 3 in \$310/pr

S2R 2-Way In-Wall Speaker

Infinite-baffle coaxial design with 6½-in polypropylene woofer, 1-in polycarbonate tweeter. Features urethane woofer surround; protective screens on woofer basket; mounting bracket with telescoping adjustment. Power handling 50 W; FR 65-20,000 Hz \pm 3 dB; sens 89 dB SPL/W/m; imp 8 ohms. Available with cloth or metal grilles. 9¾-in diameter x 3½-in deep \$285/pr

Sonance II 2-Way In-Wall Speaker

Infinite-baffle design with 6½-in polypropylene woofer, 1-in ferrofluid-damped polycarbonate tweeter. Features woofer with treated-urethane surround and protective screens on basket. Power handling 50 W; FR 55-20,000 Hz \pm 3 dB; sens 90 dB; imp 8 ohms; crossover 6 dB/oct at 3,200 Hz. Available in white ABS with cloth or metal grille. 9 x 12 x 3¼ in; 8 lb \$265/pr

M20 2-Way In-Wall Speaker

Infinite-baffle design with 4-in polypropylene woofer, ¼-in polypropylene fluid-damped tweeter, 1st-order crossover. Power handling 50 W; FR 70-20,000 Hz \pm 3 dB; sens 87 dB SPL/W/m; imp 8 ohms; crossover point 3,500 Hz. 6½ x 9¾ x 3 in \$230/pr

Sonance IA 2-Way In-Wall Speaker

Infinite-baffle design with 6½-in polypropylene woofer, 2-in cone tweeter. Power handling 35 W; FR 70-17,000 Hz \pm 5 dB; sens 89 dB; 6-dB/octave crossover at 3,000 Hz; imp 8 ohms. Available in white ABS with cloth or metal grille. 9 x 12 x 3 in \$195/pr

SB10 Indoor/Outdoor Speaker

Sealed-box design with 4-in polypropylene full-

SPEAKERS

range driver. Features weather resistance; ABS-plastic cabinet. Power handling 45 W; FR 90-15,000 Hz \pm 5 dB; sens 85 dB SPL/W/m; nom imp 8 ohms. Available in white or black with cloth or stainless-steel grille. 5½ x 8¼ x 5¼ in.\$175/pr

M10 In-Wall Speaker

Infinite-baffle design with 4-in full-range polypropylene driver. Driver features urethane surround and paper whizzer for extended range. FR 75-15,000 Hz \pm 5 dB; imp 8 ohms; power handling 45 W; sens 87 dB SPL/W/m. Available in white ABS with cloth or metal grille. 6½ x 9¼ x 2½ in.\$140/pr

M10R In-Wall Speaker

Infinite-baffle design with 4-in full-range polypropylene driver. Features movable speaker terminals. Power handling 45 W; FR 75-15,000 Hz \pm 3 dB; sens 87 dB SPL/W/m; nom imp 8 ohms. 7¼-in diameter x 3¾-in deep ...\$140/pr

Subwoofer System Components

PSW2 In-Wall Subwoofer

Infinite-baffle design with dual-voice-coil 8-inch driver. Features crossover with 3-position level control. FR 30-125 \pm 3 dB; power handling 25-75 W; sens 87 dB SPL/W/m; nom imp 6 ohms; crossover point 125 Hz. White with cloth or metal grilles. 12 x 16 x 3½ in; 14 lb ...\$460 ea

SAM1 Subwoofer

Sealed design with down firing 15-in heavy-doped pulp-cone driver; designed for use with VCA1 and VCA1 Mk2 amplifiers. Features butyl edge. Crossover set at amp; imp 4 ohms; sens 94 dB. Available in white or black wood-grain vinyl with matching grille cloth. 15 x 19½ x 19½ in.\$399 ea

ASW1 In-Wall Subwoofer

For use with VCA1 and VCA1 Mk2 amplifiers. 8-inch cast-frame doped-pulp cone driver with butyl surround. FR 20-100 \pm 2 dB; sens 87 dB SPL/W/m; nom imp 8 ohms. White with double-knit or metal grille. 12¼ x 16¼ x 3½ in; 15 lb.\$260 ea

Dedicated Amp

VCA1 60-W/ch Amplifier

3-channel amplifier for one or two Sonance ASW1 or SAM1 subwoofers. Features adjustable bass boost; protection circuitry; selectable 50/75/100 Hz crossover frequencies; wall-mount volume control; 3rd channel dedicated to subwoofer output; line-level output. 60 W x 3 into 8 ohms with 0.05% THD, 100 W x 3 into 4 ohms with 0.05% THD; FR 20-20,000 Hz \pm 0/-0.2 dB main, 20-100 Hz subwoofer channel. 16¼ x 3½ x 13¼ in.\$815
VCA1 Mk2. As above, 3-channel full-range output.\$815

SONUS FABER BY SUMIKO

Electa Amator 2-Way Speaker

Bass-reflex rear-port design with 7-in woofer, 1-in soft-dome tweeter. FR 42-30,000 Hz \pm 3 dB; sens 89 dB SPL/W/m; nom imp 8 ohms; crossover point 2,000 Hz. Walnut finish; brown knit grille. 8 x 14 x 10 in; 35 lb ea.\$4,500/pr

Electa 2-Way Speaker

Bass-reflex front-port design with 7-in woofer, 1-in soft-dome tweeter. FR 50-20,000 Hz \pm 3 dB; sens 88 dB SPL/W/m; nom imp 8 ohms; crossover point 2,000 Hz. Walnut finish; brown knit grille. 10 x 14 x 9 in; 31 lb ea.\$2,500/pr

Minima 2-Way Speaker

Bass-reflex rear-port design with 4-in midrange, 1-in soft-dome tweeter. FR 70-20,000 Hz \pm 3 dB; sens 84 dB SPL/W/m; nom imp 8 ohms; crossover point 2,500 Hz. Walnut finish; brown grille. 7 x 12 x 9 in; 23 lb ea.\$1,800/pr

SONY

SS-TL6 4-Way Speaker

Transmission-line design with 8-in cone woofer, 6½-in cone midbass, 4-in cone midrange; 1-in dome tweeter. Power handling 150 W; FR 30-27,000 Hz; sens 89 dB SPL/W/m; imp 8 ohms; crossover points 150, 900, and 3,000 Hz. Black wood vinyl finish. 11¼ x 41¼ x 13¼ in. 65.1 lb.\$850/pr

SS-TL4 3-Way Speaker

Transmission-line design with 6½-in cone woofer, 4-in cone midrange; 1-in dome tweeter. Power handling 120 W; FR 35-25,000 Hz; sens 89 dB SPL/W/m; imp 8 ohms; crossover points 500 and 5,000 Hz. Black wood vinyl finish. 9½ x 40¼ x 11¼ in. 39.7 lb.\$480/pr

IFS-50K Infrared Cordless Powered Speaker

For audio and audio-for-video applications; also compatible with the 2 Sony cordless stereo headphones systems. Bass-reflex, magnetically-shielded design with Dolby C NR; AV inputs. Volume control; on/off power circuit; effective range of 23 ft; FR 100-20,000 Hz; sens 92 dB SPL/W/m. For bookshelf, floor, or wall mounting.\$350/pr

IFS-20K Infrared Cordless Powered Speaker

Bass-reflex, magnetically-shielded design with Dolby C NR; AV inputs. Volume control; on/off power circuit; effective range of approximately 23 ft; 100 hrs listening with 4 AA batteries. Frequency response 200-20,000 Hz; sensitivity 88 dB SPL/W/m. Includes stands and clamp-on mounting bracket.\$250/pr

SS-EX5 2-Way Bookshelf Speaker

Acoustic-suspension design with 8-in cone woofer, and ¾-in dome tweeter. Power handling 100 W; FR 50-20,000 Hz; sens 90 dB SPL/W/m; imp 8 ohms; crossover points 3,500 Hz. Black wood-grained vinyl finish. 11 x 17¼ x 9¼ in. 14.5 lb.\$225/pr

SOTA

Time Domain 3-Way Speaker

Bass-Extension Module (B.E.M.) with 8-in Kevlar woofer; Panorama pyramid-shaped mini-monitor with dual-voice-coil 7-in Kevlar driver and inverted-dome Kevlar tweeter mounted on sloping baffle. Features separate enclosures for bass and mid/high drivers; 1¼-in cabinet walls; single/bi-wiring and vertical bi/tri-amping. Power handling 30-200 W; sens 89 dB SPL/W/m; imp 8 ohms; FR 41-22,000 Hz \pm 3 dB. Panorama: 16½ x 11½ x 11½ in; 32 lb. B.E.M.: 32 x 11½ x 16 in; 55 lb. Brazilian rosewood, Macassar ebony.\$4,800/pr
Light, dark, or black oak.\$3,200/pr

SOUND DYNAMICS

Sound Dynamic 2-Way Satellite Speaker

Acoustic-suspension design with 4½-in polypropylene woofer and ½-in titanium/polycarbonate tweeter. Power handling 125 W cont; FR 140-22,000 Hz \pm 3 dB; sens 86 dB SPL/W/m; crossover point 2,500 Hz; nom imp 6 ohms, min imp 4 ohms. 8 x 5 x 5 in. 5 lb/ea.\$249/pr
API SST-25. 25-in metal stand.\$130/pr
API Wall Mount Bracket.\$40/pr

Sound Dynamic Subwoofer

Fourth-order vented band-pass design with 6½-in woofer. Power handling 125 W cont; FR 50-140 Hz \pm 3 dB; sens 86 dB SPL/W/m; crossover point 140 Hz; min imp 4 ohms. Black-ash vinyl veneer, black cloth grille. 7 x 13 x 17 in \$199 ea

Sound Dynamic Center Channel Speaker

Dual-vented design with two 4½-in woofers and ½-in polycarbonate flared-dome tweeter, mounted in a sloped baffle. Power handling 100 W cont; sens 86 dB SPL/W/m; crossover point 2,500 Hz; min imp 8 ohms. Black-ash vinyl veneer with black cloth grille.\$149 ea

TI Series Speakers

SD 500ti 3-Way Speaker

Bass-reflex design with two 8-in carbon/polypropylene woofers, 4½-in polypropylene midrange, and ¾-in titanium-dome tweeter. Biwireable and biampable; adjustable spiked feet provided. Power handling 275 W cont avg; FR 27-22,000 Hz \pm 2 dB; sens 89 dB SPL/W/m; crossover points 1,000 Hz and 3,000 Hz; imp 6 ohms. Black-ash or oak finish.\$1,050/pr

SD 400ti 3-Way Speaker

Bass-reflex design with 10-in carbon/polypropylene woofer, 4½-in polypropylene midrange, and ¾-in titanium-dome tweeter. Biwireable and biampable; adjustable spiked feet provided. Power handling 250 W cont avg; FR 30-22,000 Hz \pm 2 dB; sens 88 dB SPL/W/m; crossover points 900 Hz and 3,000 Hz; imp 6 ohms. Black-ash or oak finish. 13 x 33 x 11 in.\$800/pr

SD 300ti 3-Way Speaker

Bass-reflex design with 8-in carbon/polypropylene woofer, 4½-in polypropylene cone midrange, and ¾-in titanium-dome tweeter. Power handling 175 W cont avg; FR 34-22,000 Hz \pm 2 dB; sens 87 dB SPL/W/m; crossover points 900 Hz and 3,000 Hz; imp 6 ohms. Black-ash or oak finish. 11 x 24 x 11 in.\$600/pr
SST-13. 13-in metal stand.\$100/pr

SD 200ti 2-Way Bookshelf Speaker

Bass-reflex design with 8-in carbon/polypropylene woofer and ¾-in titanium-dome tweeter. Power handling 150 W cont avg; FR 40-21,000 Hz \pm 2 dB; sens 87 dB SPL/W/m; crossover point 1,800 Hz; imp 6 ohms. Black-ash or oak finish. 11 x 20 x 9 in.\$450/pr
SST-21. 21-in metal stand.\$120/pr

SD 100ti 2-Way Bookshelf Speaker

Bass-reflex design with 6½-in carbon/polypropylene woofer and ¾-in titanium-dome tweeter. Power handling 125 W cont avg; FR 45-21,000 Hz \pm 2 dB; sens 86 dB SPL/W/m; crossover point 1,900 Hz; imp 6 ohms. Black-ash or oak finish. 10 x 16 x 9 in.\$300/pr
SST-25. 25-in metal stand.\$130/pr

SD 50ti 2-Way Bookshelf Speaker

Bass-reflex design with 5¼-in carbon/polypropylene woofer and ¾-in titanium-dome tweeter. Power handling 80 W cont avg; FR 55-20,000 Hz \pm 2 dB; sensitivity 85 dB SPL/W/m; crossover point 2,000 Hz; imp 6 ohms. Black-ash or oak finish. 7 x 12 x 8 in.\$220/pr
SST-25. 25-in metal stand.\$130/pr

SOUND INTERIORS

The Dense Fiber Board (DFB) finish is available in any color.

WSW-1001 Subwoofer

12-in dual-voice-coil woofer. Features gold-

SPEAKERS

connector inputs. Power handling 200 W rms; FR 20-120 Hz; sens 89 dB W/m; imp 4 ohms; crossover point 120 Hz ohms out. Oak or DFB finish. 14½ x 14½ x 14½ in \$600 ea

BS-200 2-Way Bookshelf Speaker

6½-in rubber-surround woofer and aluminum-dome tweeter. Features gold-plated inputs. Power handling 100 W cont; FR 35-20,000 Hz; sens 90 dB W/m; imp 4 or 8 ohms; crossover point 18 dB at 3,500 Hz. Oak or DFB finish. 10 x 14¼ x 11½ in \$425 ea

BS-100 2-Way Bookshelf Speaker

5¼-in rubber-surround woofer and cloth-dome tweeter. Features gold-plated inputs. Power handling 70 W cont; FR 52-20,000 Hz; sens 88 dB W/m; imp 4 or 8 ohms; crossover point 12 dB at 2,800 Hz. Oak or DFB finish. 8½ x 12 x 10 in \$275 ea

WS Series

WS-200 2-Way In-Wall Speaker

Two 5¼-in rubber-surround woofers, and 1-in cloth-dome tweeter. Features wall injecting port; gold-plated inputs. Power handling 100 W rms; FR 40-20,000 Hz; sensitivity 90 dB W/m; imp 4 or 8 ohms; crossover point 18 dB at 2,500 Hz. 8¾ x 20¾ x 3¼ in \$495 ea

WS-100 2-Way In-Wall Speaker

5¼-in rubber-surround woofer, and 1-in cloth-dome tweeter. Features wall injecting port; gold-plated inputs. Power handling 70 W rms; FR 62-20,000 Hz; sens 89 dB W/m; imp 4 or 8 ohms; crossover point 12 dB at 2,800 Hz. 8¾ x 13¾ x 3¼ in \$300 ea

SOUND-LAB

The following speakers are available in oiled-walnut and oak with a black-knit or white-linen grille.

A-6 Electrostatic Speaker

Full-range electrostatic design with 72 x 40-in woofer and 61 x 4-in dome tweeter. Min power handling 100 W; FR 22-22,000 Hz ± 2 dB; sens 86 dB SPL/W/m; nom imp 8 ohms; crossover frequency 750 Hz. 44 x 81 x 5 in; 210 lb ea \$13,875/pr

A-1 Electrostatic Speaker

Single, curved, and full-range electrostatic woofer and tweeter. Min power handling 100 W; FR 30-22,000 Hz ± 2 dB; sens 84 dB SPL/W/m; nom imp 8 ohms. 35 x 81 x 11 in; 185 lb ea \$10,145/pr

A-5 Electrostatic Speaker

Single, curved, and full-range electrostatic woofer and tweeter with wave-delay panels. Min power handling 100 W; FR 34-22,000 Hz ± 2 dB; sens 84 dB SPL/W/m; nom imp 8 ohms. 28 x 72 x 8 in; 152 lb ea \$7,410/pr

A-3 Electrostatic Speaker

Single, curved, and full-range electrostatic woofer and tweeter. Min power handling 100 W; sens 84 dB SPL/W/m; nom imp 8 ohms. 35 x 73 x 11 in; 145 lb ea \$7,410/pr

B-1 Electrostatic Subwoofer

Dual-membrane electrostatic subwoofer with dual-mono configuration. Min power handling 100 W; FR 20-350,000 Hz ± 2 dB; sens 86 dB SPL/W/m; nom imp 16 ohms; crossover point 350 Hz. 44 x 81 x 5 in; 220 lb ea \$6,225 ea

B-3 Subwoofer. As above. 44 x 73 x 5 in; 210 lb ea \$6,225 ea

B-5 Electrostatic Subwoofer

Single-membrane electrostatic subwoofer with dual-mono configuration. Min power handling 100 W; FR 22-350,000 Hz ± 2 dB; sens 84 dB SPL/W/m; nom imp 50 ohms; crossover point up to 350 Hz. 57 x 72 x 28 in; 185 lb ea . \$5,445 ea

A-4 Electrostatic Speaker

Full-range electrostatic design with 61 x 20-in woofer, 61 x 4-in tweeter. Min power 100 W; FR 32-22,000 Hz ± 2 dB; sens 86 dB SPL/W/m; nom imp 8 ohms; crossover frequency 750 Hz. 28 x 70 x 3 in; 105 ea \$4,570/pr

A-2X Electrostatic Speaker

Full-range electrostatic design with 48 x 20-in woofer, 48 x 4-in tweeter. Min power 100 W; FR 34-22,000 Hz ± 2 dB; sens 86 dB SPL/W/m; nom imp 8 ohms; crossover frequency 750 Hz. 28 x 57 x 3 in; 88 lb ea \$3,520/pr

Dynastat Hybrid Electrostatic Speaker

Electrostatic hybrid design with 10½-in woofer and 48 x 10-in tweeter. Min power handling 50 W; FR 28-22,000 Hz ± 2 dB; sens 88 dB SPL/W/m; nom imp 8 ohms; crossover frequency 150 Hz. 17 x 72 x 3 in; 75 lb ea \$2,500/pr

Accessories

A-1 Acoustic Delay Panels. Passive baffle design to enhance bass response of A-1. 24 x 80 x ¾ in; 230/stereo set. Walnut finish \$1,450
Oak finish \$1,150

A-3 Acoustic Delay Panels. As above, for A-3. 24 x 73 x ¾ in; 220 lb/stereo set. Walnut finish \$1,250
Oak finish \$975

SOUNDSMITH

Time Lord Model 1B 3-Way Speaker

Four 6-in midbasses, two 1-in metal-dome tweeters, and planar magnetic super tweeters. Features biwire inputs. Power handling 200-500 W cont; FR 38-59,000 Hz ± 3 dB; sens 90 dB SPL/W/m; imp 8 ohms; crossover points 3,000 and 8,600 Hz. Oak band finish with black cloth and high-gloss lacquer accents. 12 x 75 x 14 in; 150 lb \$5,140/pr

Time Lord Model 1U. As above, without wood bandings \$4,600/pr

Time Continuum Model 2.5 3-Way Speaker

6-in woofer, 1-in tweeter, and planar magnetic drivers. Features forward radiators; provisions for biamp/bi wiring. Power handling 60 W cont; FR 45-46,000 Hz; sens 91 dB SPL/W/m; imp 8 ohms; crossover points 3,000 and 10,000 Hz. 12 x 55 x 11½ in; 72 lb \$3,800/pr

Galifrey Model .5B 2-Way Speaker

6½-in woofer and 1-in tweeter. Provisions for biamp/bi wiring. Power handling 100-500 W cont; sens 89 dB SPL/W/m; imp 4 ohms; crossover point 3,000 Hz. Oak-band finish with black acoustic cloth and high-gloss lacquer finish. 8 x 42 x 15 in; 75 lb \$2,970/pr

Galifrey Model .5U. As above, without banding \$2,565/pr

Brigadier Model 2.0 2-Way Speaker

Two 5-in polycone midbass and 1-in metal-dome tweeter. Provisions for biamp/bi wiring. Power handling 60-250 W cont; FR 41-26,000 Hz ± 3 dB; sens 89 dB SPL/W/m; imp 8 ohms; crossover point 3,000 Hz. 6½ x 31½ x 10 in; 45 lb \$2,385/pr

Unit Model .25 2-Way Speaker

6½-in woofer and 1-in tweeter. Provisions for

biamp/bi wiring. Power handling 60-200 W cont; FR 45-26,000 Hz ± 3 dB; sens 89 dB SPL/W/m; imp 8 ohms; crossover point 3,000 Hz. 9½ x 18 x 13½ in; 28.5 lb \$1,599/pr

Tiegan Model 1.5 2-Way Speaker

8-in poly woofer and 1-in soft-dome tweeter. Provisions for biamp/bi wiring. Power handling 60-200 W cont; FR 32-22,000 Hz ± 3 dB; sens 91 dB SPL/W/m; imp 8 ohms; crossover point 3,000 Hz. 14½ x 4½ x 14½ in; 58 lb \$1,415/pr

S.W.T. 1 Subwoofer

15-in driver. Power handling 60-250 W cont; FR 24-125 Hz; sens 94 dB SPL/W/m; imp 8 ohms. 10 x 75 x 21 in; 185 lb \$3,799/pr


S.W.T. 2 Subwoofer

8-in driver. Power handling 30-250 W cont; FR 29-150 Hz; sens 90 dB SPL/W/m; imp 8 ohms. 8 x 55 x 15 in; 110 lb \$1,535/pr

S.W.T. 3 Subwoofer \$890/pr

Accessories

S 2.25 Stand. Speaker stand for Model 2.0 and Model .25. Matching high-gloss black lacquer finish. 10 x 23 x 14 in \$199



SoundSmith Time Lord Model 1B

SPEAKERS

SOUNDSTREAM

Granite 12 In-Wall Subwoofer

12-in driver optimized for infinite-baffle installation; vented aluminum former with high-temperature voice coil. Power handling 250 W peak; frequency response 33-500 Hz ± 3 dB; sensitivity 96 dB W/m; nominal impedance 4 ohms. 5 $\frac{1}{2}$ -in mounting depth \$200 ea

Granite 10 In-Wall Subwoofer

10-in driver optimized for infinite-baffle installation. Power handling 200 W peak; FR 37-500 Hz ± 3 dB; sens 93 dB W/m; nom imp 4 ohms. 4 $\frac{1}{2}$ -in mounting depth \$155 ea

SOUNDWAVE

Grand Soliloquy 2-Way Speaker

5-sided sealed enclosure with 8-in polypropylene woofer, 1-in polypropylene tweeter. Enclosure filled with declining radius of open-cell textured-acoustic foam; computer-optimized coherent phase for crossover. Power handling 50-300 W; FR 29-21,000 Hz ± 3 dB; sensitivity 90 dB/W/m; nom imp 7 ohms; crossover point 2,000 Hz. Black-acrylic or white finish. 14 x 44 x 16 in; 85 lb \$3,600/pr

Soliloquy 2-Way Speaker

5-sided sealed enclosure with 8-in polypropylene woofer, 1-in polypropylene tweeter. Features enclosure filled with declining radius of open-cell textured-acoustic foam; computer-optimized coherent phase for crossover. Power handling 40-250 W; FR 39-21,000 Hz ± 3 dB; sensitivity 90 dB/W/m; nom imp 5 ohms; crossover point 2,000 Hz. Black-acrylic or white finish. 12 x 40 x 16 in; 60 lb \$2,500/pr

Sonata 3 2-Way Speaker

5-sided sealed enclosure with 8-in polypropylene woofer, 1-in polypropylene tweeter. Features enclosure filled with declining radius of open-cell textured-acoustic foam; computer-optimized coherent phase for crossover. Power handling 40-200 W; FR 49-21,000 Hz ± 3 dB; sensitivity 90 dB/W/m; nom imp 5 ohms; crossover point 2,000 Hz. Black-acrylic or white finish. 12 x 37 x 16 in; 55 lb \$1,790/pr

Silhouette 2-Way Speaker

5-sided sealed enclosure with 8-in polypropylene woofer, 1-in polypropylene tweeter. Features enclosure filled with declining radius of open-cell textured-acoustic foam; computer-optimized coherent phase for crossover. Power handling 30-250 W; FR 59-21,000 Hz ± 3 dB; sensitivity 108 dB/W/m; nom imp 5 ohms; crossover point 2,000 Hz. Black-acrylic or white finish. 12 x 20 x 16 in; 40 lb ... \$1,250/pr

SPEAKERLAB

Auricle 57 3-Way Speaker System

Two 8-in band-pass woofers, 5-in x 57-in planar dipole-ribbon midrange, and 5-in x 57-in planar dipole-ribbon tweeter. Min power 30 W; FR 23-20,000 Hz; sens 88 dB SPL/W/m; crossover point 150 Hz; nom imp 8 ohms. Oiled-oak finish; black knit grille. 13 x 71 x 6 in; 35 lb \$1,800/sys

DAS 7 4-Way Speaker

12-in and 10-in woofers, 6 $\frac{1}{2}$ -in cone midrange, and 1-in dome tweeter in bass-reflex enclosure. Min power 20 W; FR 25-20,000 Hz; sens 93 dB SPL/W/m; crossover points 180, 350, 4,000 Hz; nom imp 4 ohms. Oiled-oak finish; black knit grille. 14 x 39 x 16 in; 86 lb \$1,028/pr Kit \$799/pr

DAS 6 3-Way Speaker

8-in and 10-in woofers, and 1-in dome tweeter in bass-reflex enclosure. Min power 10 W; FR 30-20,000 Hz; sens 93 dB SPL/W/m; crossover points 180, 2,500 Hz; nom imp 4 ohms. Oiled-oak finish; black knit grille. 12 x 36 x 14 in; 62 lb \$828/pr Kit \$600/pr

ST4 3-Way Speaker

8-in woofer, 5-in cone midrange, and $\frac{3}{4}$ -in aluminum-dome tweeter in band-pass enclosure. Min power 40 W; FR 25-20,000 Hz; sens 89 dB SPL/W/m; crossover points 150, 3,000 Hz; nom imp 4 ohms. Oiled-oak finish; black knit grille. 10 x 37 x 12 in; 60 lb \$749/pr

DAS 5 3-Way Speaker

6 $\frac{1}{2}$ -in and 8-in woofers, and 1-in dome tweeter in bass-reflex enclosure. Min power 10 W; FR 34-20,000 Hz; sens 92 dB SPL/W/m; crossover points 180, 2,500 Hz; nom imp 4 ohms. Oiled-oak finish; black knit grille. 11 x 31 x 13 in; 47 lb \$628/pr

DAS .8 3-Way Speaker

6 $\frac{1}{2}$ -in cone woofer, 3-in dome midrange, and 1-in metal dome tweeter in infinite-baffle enclosure. Min power 10 W; FR 42-21,000 Hz; sens 91 dB SPL/W/m; crossover points 800, 5,000 Hz; nom imp 8 ohms. Oiled-oak finish; black knit grille. 8 x 21 x 10 in; 30 lb \$598/pr

ST3 3-Way Speaker

6 $\frac{1}{2}$ -in woofer, 5-in cone midrange, and $\frac{3}{4}$ -in aluminum-dome tweeter in band-pass enclosure. Min power 40 W; FR 30-20,000 Hz; sens 86 dB SPL/W/m; crossover points 150, 3,000 Hz; nom imp 4 ohms. Oiled-oak finish; black knit grille. 9 x 33 x 11 in; 50 lb \$599/pr

DAS 4 2-Way Speaker

8-in woofer and $\frac{3}{4}$ -in dome tweeter in bass-reflex enclosure. Min power 10 W; FR 36-20,000 Hz; sens 90 dB SPL/W/m; crossover point 2,500 Hz; nom imp 8 ohms. Oiled-oak finish; black knit grille. 10 x 28 x 12 in; 39 lb \$428/pr Kit \$349/pr

DAS 3 2-Way Speaker

6 $\frac{1}{2}$ -in woofer and $\frac{3}{4}$ -in dome tweeter in bass-reflex enclosure. Min power 10 W; FR 42-20,000 Hz; sens 89 dB SPL/W/m; crossover point 2,500 Hz; nom imp 8 ohms. Oiled-oak finish; black knit grille. 8 x 21 x 10 in; 23 lb \$329/pr Kit \$279/pr

DAS 2 2-Way Speaker

5-in woofer and $\frac{3}{4}$ -in dome tweeter in bass-reflex enclosure. Min power 10 W; FR 50-20,000 Hz; sens 88 dB SPL/W/m; crossover point 2,500 Hz; nom imp 8 ohms. Oiled-oak finish; black knit grille. 7 x 13 x 9 in; 13 lb \$229/pr Kit \$189/pr

SLAB In-Wall 6 2-Way Speaker

6 $\frac{1}{2}$ -in woofer and $\frac{3}{4}$ -in dome tweeter. Min power 10 W; sens 90 dB SPL/W/m; crossover point 3,000 Hz; nom imp 8 ohms. White finish; white steel grille. 9 x 12 x 1 in; 5 lb \$200/pr

Subwoofers

SL210 Subwoofer

Band-pass design featuring two 10-in drivers. Min power 20 W; FR 22-150 Hz; sens 92 dB SPL/W/m; nom imp 4 ohms. Oiled-oak finish. 16 x 18 x 26 in; 90 lb \$599 ea

SL88 Subwoofer

Band-pass design featuring two 8-in drivers.

Min power 10 W; FR 22-150 Hz; sens 91 dB SPL/W/m; nom imp 4 ohms. Oiled-oak finish. 16 x 14 x 23 in; 70 lb \$359 ea

DAS/SW Subwoofer

10-in subwoofer in bass-reflex enclosure. Min power 10 W; FR 25-180 Hz; sens 91 dB SPL/W/m; nom imp 8 ohms. Oiled-oak finish; black knit. 18 x 18 x 18 in; 62 lb \$329 ea Kit \$240 ea

SPECO

SP-150T 2-Way Outdoor Speaker

Polycarbon woofer and tweeter. Power handling 80 W max; imp 8 ohms; FR 85-20,000 Hz. Mounting brackets included. Sealed die cast aluminum housing. 6 $\frac{1}{4}$ x 9 x 6 $\frac{1}{2}$ in \$179 ea

SP-602 2-Way Speaker

6-in polypropylene woofer, 1-in mylar tweeter. Power handling 50 W; FR 50-20,000 Hz; sens 90 dB SPL/W/m; crossover point 3,000 Hz. 8 $\frac{3}{8}$ x 12 x 3 $\frac{1}{4}$ in, 4 lb \$150 ea

DMS-6 3-Way Speaker

5-in woofer, 2-in cone tweeter, 1-in dome tweeter. Power handling 60 W; FR 55-22,000 Hz. Black finish with plastic wire-mesh grille. 6 $\frac{1}{8}$ x 8 $\frac{3}{8}$ x 5 $\frac{1}{4}$ in, 5 lb ea \$140/pr

DMS-3 3-Way Mini Speaker

4 $\frac{1}{8}$ -in polypropylene woofer, 2-in cone midrange, and 1-in dome tweeter. Power handling 50 W; FR 55-20,000 Hz. Black or almond finish. 4 $\frac{1}{2}$ x 7 $\frac{1}{4}$ x 4 $\frac{3}{8}$ in \$108/pr

DMS-3P 4-Way Mini Speaker

4 $\frac{1}{8}$ -in polypropylene woofer, 2-in midrange, 2-in tweeter, and 1-in dome tweeter. Power handling 100 W; FR 55-20,000 Hz. Black or white finish. 4 $\frac{1}{2}$ x 7 $\frac{1}{4}$ x 4 $\frac{3}{8}$ in \$120/pr DMS-3TS. As above, dual built-in line transformer. \$90/pr

SP-502T 2-Way In-Wall Outdoor Speaker

Flush mounts in wall. 5 $\frac{1}{4}$ -in polypropylene woofer and $\frac{3}{4}$ -in mylar cone tweeter. Includes installation hardware; crossover network. Power handling 30 W max; imp 8 ohms; FR 50-20,000 Hz; crossover point 3,000 Hz; sens 90 dB. Paintable frame and grille \$89 ea

DMS-2 2-Way Mini Speaker

3 $\frac{1}{2}$ -in polypropylene woofer, 2-in cone tweeter. Power handling 30 W/ch; FR 60-20,000 Hz. Black finish. 3 $\frac{3}{8}$ x 5 $\frac{3}{4}$ x 3 $\frac{1}{4}$ in \$80/pr

SP502 2-Way Speaker

5 $\frac{1}{4}$ -in polypropylene woofer, $\frac{3}{4}$ -in mylar tweeter. Power handling 30 W; FR 40-20,000 Hz; sens 90 dB SPL/W/m; crossover point 2,500 Hz. 8 $\frac{3}{8}$ x 12 x 3 $\frac{1}{4}$ in, 3 lb \$75 ea

SPICA

Angelus 2-Way Speaker

Mirror-imaged system with 8-inch plastic-cone midbass driver and 1-inch soft-dome tweeter. Features computer-optimized crossover; adjustable carpet spikes. FR 35-17,500 Hz ± 3 dB (90-15,000 Hz ± 1.5 dB); recommended power 50-200 watts; nom imp 8 ohms; crossover 3,400 Hz (-6 dB). Walnut or oak finishes. 21 x 46 x 10 $\frac{1}{4}$ in. 57 lb \$1,275/pr

TC-50 2-Way Bookshelf Speaker

Acoustic-suspension design with 6-inch cone woofer and 1-inch dome tweeter. System within 1 $^{\circ}$ of absolute phase from 350-5,000 Hz due to triangular cabinet. Power handling 25-50 W,

SPEAKERS

100 W peak; sens 83 dB SPL/W/m; imp 4 ohms. Available in oak, walnut, or black finishes. 13 x 15½ x 11¼ in. 21 lb ea \$550/pr

SC-30 2-Way Bookshelf Speaker

8-in woofer and 1½-in polypropylene-cone tweeter in 1-cubic-foot sealed enclosure. Computer-optimized 3rd-order crossover-network; internal wiring by Straight Wire. Input terminals are 5-way binding posts. Power handling 100 W cont; FR 54-27,000 Hz -3 dB. Walnut or black vinyl. 10 x 23 x 11¼ in; 28 lb ea. \$399

SUMO

Samson II Subwoofer

Two 10-in custom woofers in 4th-order 2.4-cft band-pass enclosure. Symmetrical magnetic-field motor structure; highly-braced mediate construction. Power handling 500 W; FR 22-180 Hz ± 1.5 dB; sens 90 dB SPL/W/m; imp 4 ohms. 24 x 18 x 16 in; 90 lb \$749

SYMDEX

Epsilon Signature 3-Way Speaker

Vented design with 10-inch Neoflex cone woofer, 7-inch dual-voice-coil Neoflex midrange, and 1-inch aluminum ferrofluid-cooled dome tweeter. Features polypropylene capacitors; internal wiring; computer matched within 0.5 dB. Power handling 30-250 W; FR 25-20,000 Hz; sens 88 dB SPL/W/m; imp 8 ohms; crossover point 100 and 2,300 Hz. Oak or black-lacquer formica. 13 x 48½ x 13 in \$3,450/pr

Gamma Signature 2-Way Speaker

Vented design with 7-inch dual-voice-coil Neoflex cone woofer and 1-inch aluminum ferrofluid-cooled dome tweeter. Features cross-bracing; polypropylene capacitors; Symdex Omega internal wiring; computer matched within 0.5 dB. Power range 30-150 W; FR 45-20,000 Hz; sens 88 dB SPL/W/m; imp 8 ohms; crossover point 2,300 Hz. Oak or black-lacquer formica \$1,750/pr

SYMPHONIC

The following products are distributed by German Acoustics.

RG 5 Mk II 2-Way Speaker

8-in aluminum woofer. Sens 91 dB SPL/W/m; imp 8 ohms; modular crossover. Available in any color or finish. 40-in high \$10,000/pr

SYNTHESIS

BY CONRAD-JOHNSON

Reference Speaker System

Five-piece system with two subwoofer columns (each with two 10-in woofers), two midrange/high-frequency units (with 7-in midranges, 1-in dome tweeters, leaf supertweeter); golden-oak finish; active crossover supplied. Power handling 250 W cont; FR 22-32,000 Hz ± 2 dB; sens 91 dB SPL/W/m; imp 8 ohms. Subwoofer columns: 14 x 69 x 14 in; satellite: 10 x 44 x 10 in \$7,350/sys

LM 310 3-Way Speaker

10-in woofer, 7-in midrange, 1-in dome tweeter. FR 25-20,000 Hz ± 2 dB; Power handling 200 W cont; sens 91 dB SPL/W/m; imp 8 ohms. Light- or dark-oak cabinet with radiused hardwood edges. 13¼ x 45½ x 14½ in; 70 lb ea. \$3,250/pr

LM 260 2-Way Speaker

8-in polypropylene woofer and 1-in dome

tweeter in ported enclosure. Power handling 100 W cont. FR 41-20,000 Hz ± 2 dB; sens 91 dB SPL/W/m; imp 8 ohms. Light- or dark-oak cabinet with radiused hardwood edges. 12 x 39½ x 11 in.; 50 lb ea \$1,695/pr

LM 210 2-Way Speaker

Ported design with 6½-in polypropylene-woofer, 1-in dome tweeter. Power handling 80 W cont; FR 46-20,000 Hz ± 2 dB; sens 90 dB SPL/W/m; imp 8 ohms. Light- or dark-oak cabinet with radiused hardwood edges. 10½ x 33½ x 10½ in \$1,195/pr

TADDEO

Domestic Monitor One Signature 2-Way Speaker

6-in polypropylene-cone woofer, 1-in ferrofluid-cooled soft-dome tweeter. Features 1st-order crossover; connections hand-soldered with silver solder; 5-way binding posts. Power handling 20-100 W cont; FR 55-22,000 ± 3 dB; sens 92 dB SPL/W/m; imp 8 ohms; crossover point 2,500 Hz. Natural or black oak. 9 x 40½ x 10¼ in; 55 lb \$1,250/pr

Domestic Subwoofer One Signature

Patented design. Dual 8-in long-throw polypropylene woofers. Power handling 50-150 W; FR 20-55 Hz ± 3 dB; sens 92 dB SPL/W/m; imp 4 ohms. Natural or black-oak finish. 15 x 27 x 15 in; 55 lb \$1,250/pr

TANNOY

Tannoy Sixes

Tannoy Sixes feature a hardwired crossover with biwire terminals, high-purity copper connecting cables, and solid dielectric capacitors; rounded cabinet edges; obtuse cabinet-panel angles; mineral-loaded copolymer structural end caps. Models 615, 613, 611, and 609 feature dual-concentric design drivers in which tweeter element is in center of woofer; injection molded polyolefin copolymer woofer cone with convex nitrile-roll surrounds, and coils made of flat-cross-section copper wire edge-wound on Kapton former. Models 607, 605, and 603 feature a discrete tweeter with aluminum diaphragm suspended by nitrile-rubber surround, magnetic-liquid damping and cooling, injection-molded dust seal, antifriction ring, barium-ferrite magnet, and steel chassis. All models available in black ash or walnut finish; stands with spiked or black-nylon feet are optional.

Model 615 3-Way Speaker

8-in woofer, 8-in dual-concentric midrange/tweeter, and 8-in passive cone. Features 1st-order low-pass crossover; gold-plated biwired terminals. Power handling 300 W max; FR 45-30,000 Hz μ3 dB; sens 92 dB; nom imp 6 ohms; min imp 4 ohms; crossover points 400 and 2,500 Hz; recommended power 10-170 W. 12¾ x 38 x 8¾ in; 46 lb \$1,399/pr

Model 613. As above, 6½-in driver and passive cone. Power handling 250 watts maximum; frequency response 55-30,000 Hz μ3 dB; sensitivity 90 dB; recommended power 10-150 watts. 35¾ x 10¾ x 7¾ in; 33 lb \$1,149/pr

Model 611 3-Way Speaker

Sealed-box design with 8-in woofer, and 8-in dual-concentric midrange/tweeter. Features 1st-order low-pass crossover; gold-plated biwired terminals. Power handling 225 W max; FR 45-30,000 Hz μ3 dB; sens 91 dB; nom imp 6 ohms; min imp 4 ohms; crossover points 400 and 2,500 Hz; recommended power 10-150 W. 12¾ x 27¾ x 8¾ in; 33 lb \$799/pr

Model 609 2-Way Bookshelf Speaker

Ported design with 8-in dual-concentric full-range driver. Features 1st-order low-pass crossover; gold-plated biwired terminals. Power handling 200 W max; FR 46-30,000 Hz μ3 dB; sens 89 dB; nom imp 8 ohms; min imp 5 ohms; crossover point 2,500 Hz; recommended power 10-120 W. 12¾ x 19½ x 8¾ in; 22 lb \$599/pr

Model 607 2-Way Bookshelf Speaker

Ported design with 8-in woofer and 1-in dome tweeter. Features 1st-order high-pass crossover; biwired terminals. Power handling 175 W max; FR 50-30,000 Hz μ3 dB; sens 88 dB; nom imp 8 ohms; min imp 6 ohms; crossover point 3,000 Hz; recommended power 10-100 W. 12¾ x 19½ x 8¾ in; 20 lb \$499/pr


Model 605. As above, 6½-in woofer. Power handling 150 W max; FR 55-30,000 Hz μ3 dB; sens 87 dB; recommended power 10-90 W. 10¾ x 15¾ x 7¼ in; 15 lb \$398/pr

Model 603. As above, 5-in woofer. Power handling 120 W max; FR 60-30,000 Hz μ3 dB; sens 86 dB; nom imp 6 ohms; min imp 4 ohms; crossover point 3,500 Hz; recommended power 10-70 W. 8¾ x 13 x 5 in; 9 lb \$279/pr

TARA LABS

Time Passage 2-Way Speaker

Bass-reflex design with two 7-in woofers and one 1-in tweeter. Separate enclosures and internal bracing; 2nd-order crossover; bottom cabi-



Tannoy Model 613

SPEAKERS

net for lead shot or sand; terminals for biwiring; internal wiring with Space & Time Quantum Cable; gold binding posts. Power handling 30-250 W; sens 92 dB SPL/W/m; crossover points 3,600 Hz. 10 x 14 x 40 in. \$1,195/pr

TC AUDIO

TC Series

TC 28 2-Way Speaker

8-in copolymer woofer and 1-in soft-dome tweeter. Power handling 15-150 W cont; FR 53-20,000 Hz \pm 3 dB; sens 92 dB; imp 4 ohms. Hardwood veneer or satin black-lacquer finish. 9 1/2 x 18 1/2 x 10 1/2 in; 48 lb pr. \$400/pr

TC 310 3-Way Speaker

10-in copolymer woofer, 5/4-in midrange, 1-in soft-dome tweeter, 10-in rear-mounted sub-woofer radiator. Power handling 20-200 W cont; FR 30-20,000 Hz \pm 3 dB; sens 91 dB; imp 4 ohms. Hardwood veneer or satin black-lacquer finish. 13 x 32 x 13 1/2 in; 50 lb ea. \$350 ea

TC 25 2-Way Speaker

5 1/2-in polymer woofer and 1-in soft-dome tweeter. Power handling 10-75 W cont; FR 59-20,000 Hz \pm 3 dB; sens 92 dB; imp 4 ohms. Hardwood veneer or satin black-lacquer finish. Wall/stand mount included. 7 x 13 x 10 1/2 in; 34 lb pr. \$250/pr

Sub/Sat Systems

Subwoofer/Satellite 3 System

Sat: 5/4-in polymer midbass and 1-in soft-dome tweeter. Sub: two 5/4-in polymer woofers in dual-tuned chambers. Power handling 20-100 W cont; FR 45-20,000 \pm 3 dB; sens 90 dB SPL/W/m; imp 8 ohms. Black finish. Includes wall/stand mount for satellites. Sat: 6 x 9 x 6 1/2 in, sub: 19 1/4 x 8 x 14 in; 42 lb set. \$500/sys

Sat 1 Satellite Speaker

Two 5/4-in mid-bass and 1-in soft-dome tweeter. Power handling 20-200 W cont; FR 175-20,000 Hz \pm 3 dB; sens 93 dB SPL/W/m; imp 4 ohms. Hardwood veneer or satin black-lacquer finish. Wall/stand mount included. 6 1/4 x 18 x 15 1/2 in; 27 lb pr. \$499/pr

Sub 10 Subwoofer

Bass tuned design with dual-voice-coil 10-in copolymer woofer and crossover. Power handling 20-200 W continuous; frequency response 32-175 Hz \pm 3 dB; sensitivity 93 dB SPL/W/m; impedance 4 ohms. Hardwood-veneer finish. 15 1/2 x 18 x 15 1/2 in; 42 lb ea. \$399 ea
As above, satin black lacquer finish. \$350 ea

Sat 2 Satellite Speaker

5/4-in midbass and 1-in soft-dome tweeter. Power handling 20-150 W cont; FR 175-20,000 Hz \pm 3 dB; sens 93 dB SPL/W/m; imp 4 ohms. Hardwood veneer or satin black-lacquer finish. Wall/stand mount included. 6 1/4 x 9 1/2 x 5 1/2 in; 18 lb pr. \$350/pr

Architectural Systems

WSub D5 Subwoofer

Dual-tuned design with crossover and two 5/4-in polymer woofers. Power handling 20-100 W cont; FR 45-100 Hz \pm 3 dB; sens 92 dB SPL/W/m; imp 4 ohms. For ceiling, floor, or wall application. Fire and weather resistant finish. 19 1/4 x 8 x 14 in; 29 lb ea. \$260 ea

WS52-DX 2-Way In-Wall Speaker

5/4-in polymer woofer and 1-in soft-dome

tweeter. Power handling 5-150 W cont D5 sub with crossover, 5-75 W/ch cont without sub; FR 100-20,000 Hz \pm 3 dB using Sub D5, 59-20,000 Hz \pm 3 dB when used with WCab 52 cabinet; sens 92 dB SPL/W/m; imp 4 ohms. Paintable metal grille. 6 1/2 x 10 1/4 x 3 3/4 in; 11 lb pr \$240/pr

WS52-SX 2-Way In-Wall Speaker

5/4-in polymer woofer and 1/2-in fluid-cooled hard-dome tweeter. Power handling 5-100 W/ch cont using sub with crossover, 5-75 W/ch cont without sub; FR 100-20,000 Hz \pm 3 dB using WSub D5, 59-20,000 Hz \pm 3 dB when used with WCab 52 cabinet; sens 92 dB; imp 4 ohms. Paintable metal grille. 6 1/2 x 10 1/4 x 3 3/4 in; 10 lb pr. \$180/pr

Accessories

SS27 Speaker Stand. 27-in high for Sat 1, Sat 2, Sat 3, TC 25. \$80/pr

SS13 Speaker Stand. 13-in high stand for TC 28; adjustable top plate for different depth speakers. \$60/pr

WCab 52 Wall Cabinet. For WS52 SX or DX. Features Medite construction; push terminals. Wall or ceiling application. Fire and weather resistant finish. 14 1/4 x 19 1/4 x 3 1/4 in; 15 lb \$50/pr

TDL

Reference Standard 4-Way Speaker

Dual-transmission-line bass design with two 12 x 8 1/4-in biradial woofer employing polystyrene glass-reinforced diaphragms in cast-alloy chassis; two 6-in doped-polymer cone midranges loaded by their own transmission line; two 1-in magnesium-alloy metal-dome tweeters; 1/4-in dome supertweeter. Two sets of input terminals for biamp/bi wiring. Min power 50 W; FR 16-35,000 Hz; sens 87 dB SPL/W/m; crossover points 200, 3,500, and 13,000 Hz; imp 8 ohms. Walnut or black-oak-veneer finish. 22 x 48 x 20 in; 154 lb. \$7,995/pr

Monitor 4-Way Speaker

Transmission-line-bass design with 12 x 8 1/4-in biradial woofer employing polystyrene glass-reinforced diaphragms in cast-alloy chassis; 6-in doped polymer-cone midrange loaded in own transmission line; 1-in magnesium-alloy metal-dome tweeter; 1/4-in dome supertweeter. Two sets of input terminals for biamp/bi wiring. Min power 40 W; FR 18-35,000 Hz; sens 87 dB SPL/W/m; crossover points 300, 3,500, 13,000 Hz; imp 8 ohms. Walnut or black-oak-veneer finish. 12 x 45 x 19 in; 103 lb ea. \$4,995/pr
ST-M Stand. For above, includes spiked feet. \$250/pr

Studio 4 3-Way Speaker

Transmission-line bass design with 12 x 8 1/4-in biradial woofer employing polystyrene glass-reinforced diaphragms in cast-alloy chassis; 6-in doped polymer-cone midrange loaded in own transmission line; 1-in magnesium-alloy metal-dome tweeter; 1/4-in dome supertweeter. Two sets of input terminals for biamp/bi wiring. Min power 40 W; FR 19-20,000 Hz; sens 87 dB SPL/W/m; crossover points 300 and 3,500 Hz; imp 8 ohms. Walnut or black-oak-veneer finish. 12 x 43 x 17 in; 66 lb ea. \$3,495/pr
ST-S4 Stand. For above, includes spiked feet. \$225/pr

Studio 3 2-Way Speaker

Transmission-line bass design with two 8-in Cobex-cone woofer, 1-in magnesium-alloy-dome tweeter. Terminals for biamp/bi wiring. Min power 30 W; FR 24-20,000 Hz; sens 87 dB SPL/W/m; crossover points 3,000 Hz; imp 8

ohms. Walnut or black-oak-veneer finish. 12 x 37 x 16 in; 59 lb ea. \$2,595/pr
ST-S3 Stand. For above, includes spiked feet. \$210/pr

Studio 2. Similar to Studio 3, FR 24-20,000 Hz. 11 x 37 x 16 in; 48 lb ea. \$1,995/pr
ST-S2 Stand. For above, includes spiked feet. \$200/pr

Studio 1. Similar to Studio 2, 6 1/2-inch Cobex woofer. FR 28-20,000 Hz; sens 86 dB SPL/W/m. 9 x 28 x 13 in; 40 lb ea. \$1,495/pr
ST-S1 Stand. For above, includes spiked feet. \$180/pr

Studio 0.5 2-Way Speaker

Transmission-line bass design with 5 1/2-in Cobex-woofer, 1-in magnesium-alloy-dome tweeter; Kapton-voice-coil former and phase plug; terminals for biamp/bi wiring. Power handling 100 W cont; FR 30-20,000 Hz; sens 85 dB; crossover point 3,000 Hz; imp 6 ohms. Black woodgrain finish. 8 x 24 x 12 in; 30 lb ea \$995/pr
ST-S 0.5 Stand. For above, includes spiked feet. \$175/pr

TEAC

ST-X5 3-Way Speaker

Acoustic-suspension design with 10-in polypropylene, carbon-filled cone woofer, 5-in polypropylene, carbon-filled cone midrange, and 3/4-in titanium-dome tweeter. Power handling 90 W; imp 6 ohms; SPL 90 dB/W/m; crossover points 1,200, 6,000 Hz; FR 45-22,000 Hz \pm 3 dB. 13 1/4 x 29 1/2 x 8 1/2 in; 29 lb. \$400/pr

TECHNICS

SST-1 2-Way Speaker

5 1/2-in cone woofer, 2-in horn tweeter. Features narrowed central chamber; computer-designed folded horn. Power handling 80 W; frequency response 55-20,000 Hz; impedance 6 ohms. 22 1/2 x 25 1/2 x 7 1/2 in; 26 lb. \$1,250 ea
SST-35 Hz. Subwoofer. \$2,500 ea
SST-60 W. Amplifier for above. \$500 ea

SB-CX700 3-Way Speaker

12-in Mica-cone woofer, 4-in midrange, 1-in Mica-dome tweeter, 13-inch passive radiator. Features rigid nondiffractive cabinet; vertical in-line speaker alignment; tweeter attenuator; auto-reset thermal relay protection for tweeter. Power handling 200 W; sens 90 dB SPL/W/m; FR 25-45,000 Hz; imp 6 ohms; crossover points 400 Hz and 3,500 Hz. 14 3/4 x 35 1/2 x 12 1/4 in; 52 lb. \$700/pr

SB-CX500 3-Way Speaker

10-in Mica-cone woofer, 4-in midrange, 1-in Mica-dome tweeter, 11-in passive radiator. Features vertical in-line speaker alignment. Power handling 150 W; sens 89 dB SPL/W/m; FR 28-45,000 Hz; imp 6 ohms; crossover points 500 Hz and 3,500 Hz. 12 1/2 x 32 1/4 x 12 1/4 in; 37 lb. \$600/pr

SB-CL50 2-Way Speaker

Sealed design with 7 1/2-in woofer, 1-in dome tweeter. Features rounded-baffle cabinet. Power handling 160 W; FR 52-22,000 Hz \pm 10 dB; sens 87 dB SPL/W/m; imp 8 ohms; crossover point 3,000 Hz. Woodgrain-style finish. 8 1/2 x 15 x 8 in; 12 lb. \$260/pr

SB-CL90 3-Way Speaker

Bass-reflex design with 8-in woofer, 4-in midrange, 1-in soft dome tweeter. Features rounded-baffle cabinet. Power handling 200 W; FR 45-20,000 Hz \pm 10 dB; sens 88 dB SPL/W/m; imp 8 ohms; crossover points 700 Hz and 5,000 Hz.

SPEAKERS

Woodgrain-style finish. 9½ x 3½ x 10¼ in; 28 lb \$240 ea

SB-L80 3-Way Speaker

Bass-reflex design with 12-in cone woofer, 4-in cone midrange, 2¼-in cone tweeter. Features aluminum bobbins. Power handling 150 W; FR 38-22,000 Hz; imp 8 ohms; crossover points 3,500 Hz and 5,000 Hz. 14 x 27 x 12½ in; 23.8 lb \$230/pr

SB-CX300 2-Way Speaker

Bass-reflex design with 8-in Mica woofer, 1-in Mica-dome tweeter. Features rounded baffle. Frequency response 38-45,000 Hz; impedance 6 ohms; crossover point 1,500 Hz. Dimensions: 10¾ x 18½ x 13 in; 17 lb \$200 ea

SB-L60 3-Way Speaker

Bass-reflex speaker with 10-in cone woofer, 4-in cone midrange, 2¼-in cone-tweeter. Features aluminum bobbins. Power handling 120 W; FR 40-22,000 Hz; imp 8 ohms; crossover points 3,500 and 5,000 Hz. 12¼ x 25½ x 10½ in; 18.7 lb \$180/pr

SB-L40 2-Way Speaker

Bass-reflex design with 10-in cone woofer, 2¼-in cone-type tweeter. Features aluminum bobbins. Power handling 100 W; FR 42-22,000 Hz; imp 8 ohms; crossover point 4,500 Hz. 12¼ x 23 x 9 in; 16 lb \$130/pr

SB-S25 2-Way Speaker

4-in cone woofer and 2-in cone tweeter. Features simulated woodgrain cabinet; rounded-baffle design. FR 68-22,000 Hz; output power 88 dB/W; power handling 40 W. 6½ x 9 x 5½ in \$100/pr

TERPSICHORE IMPORTS

QT-2 2-Way Speaker

7-in treated paper-cone woofer, 3¼-in dome tweeter. Power handling 150 W; FR 30-25,000 Hz ± 3 dB; sens 92 dB SPL/W/m. 10 x 46 x 15 in \$2,000/pr

The Subwoofer

12-in paper-cone woofer; power handling 500 W; FR 15-200 Hz; sens 92 dB SPL/W/m. 15 x 24 x 72 in \$1,800 ea

QT-1 2-Way Speaker

5½-in dual-voice-coil woofer, 3¼-in dome tweeter. Power handling 90 W; FR 35-25,000 Hz ± 3 dB; sens 90 dB SPL/W/m. 8 x 40¼ x 10 in \$1,500/pr

Bifocal Woofer

Two 8-in dual-voice-coil woofer. Power handling 150 W; FR 20-1,200 Hz ± 3 dB; sens 92 dB SPL/W/m. 20 x 41 x 10¼ in \$1,000 ea

THIEL

CS 5 Coherent Source 5-Way Speaker

Three 8-in woofers, 5-in midrange driver, 2-in upper midrange metal-dome drivers, and tweeter. Utilizes sloping baffle and electronic correction to achieve proper time alignment. Features synthesized 1st-order acoustic-crossover system. 3-dimensional marble/polymer baffle; driver diaphragms made of aluminum Kevlar or Kevlar/foam sandwich. Power handling 400 watts continuous; frequency response 20-22,000 hertz ± 1 decibel; sensitivity 87 decibels SPL/W/m; impedance 3 ohms (2 ohms min). Amberwood, gloss-black, teak, oak, walnut black-wood, or rosewood finish. Dimensions: 13 x 64 x 17 in; 180 lb ea \$9,200/pr

CS 3.5 Coherent Source 3-Way Speaker

10-in cone woofer, 4-in cone midrange, and 1-in dome tweeter. Features time coherence via sloping baffle, phase coherence via synthesized 1st-order crossover system; sculpted antidiaphragm baffle; active bass equalizer; polypropylene crossover capacitors. Power handling 250 watts rms; FR 23-20,000 Hz ± 2 dB; sensitivity 89 dB SPL/W/m; imp 4 ohms. Amberwood, gloss-black, teak, oak, walnut, black-wood, or rosewood finishes. 13 x 42 x 13 in. 75 lb ea \$2,650/pr

CS 2.2 Coherent Source 3-Way Speaker

Sloping baffle design featuring magnet system woofer with heavy copper rings to reduce bass distortion; metal-dome tweeter using a short-coil long-gap design for low distortion. Bandwidth 33-29,000 Hz - 3 dB; FR 35-20,000 Hz ± 2 dB; sens 86 dB at 2.8 V-1 m; imp 4 ohms. Amberwood, gloss-black lacquer, also teak, oak, walnut, black-wood, and rosewood finishes. 12 x 42 x 13 in \$2,500

CS 1.2 Coherent Source 2-Way Speaker

Sloping-baffle design with polypropylene woofer and metal-dome tweeter. Power handling 150 W cont; FR 52-18,000 Hz ± 2 dB; sens 87 dB SPL/W/m; imp 4 ohms. Features heavy internal bracing. Amberwood, gloss-black, teak, oak, walnut, black-wood, or rosewood finish with sculpted speaker grille. 11 x 37 x 11 in. 47 lb each \$1,250/pr

CSC Coherent Source 2-Way Speaker

Woofer with coaxially mounted tweeter. Features internal bracing; active crossover with polystyrene capacitors. Bandwidth 64-20,000 Hz - 3 dB; FR 66-10,000 Hz ± 2 dB; sens 87 dB at 2.8 V-1 m; imp 4 ohms. Gloss-black-lacquer finish. 8½ x 16 x 9 in \$1,090

3A AUDIO DESIGN

The following products are distributed by Euro-sound.

Audiophile Series

Audiophile-series speakers use hyperexponential cone drivers. The woofer is situated at the top of the front baffle, above the tweeter.

Adagio 3-Way Speaker

Carbon-woven cone subwoofer; soft-dome tweeter with back chamber. Medite front panel. Power handling 160 W cont; FR 30-25,000 Hz ± 3 dB on axis, 30-20,000 Hz ± 3 dB at 30° off axis; sens 94 dB; imp 8 ohms \$1,299/pr

Allegretto 2-Way Speaker

Hyperexponential 8-in woofer with double coating, soft-dome tweeter with back chamber; Medite front panel. Power handling 90 W cont; FR 45-25,000 Hz ± 3 dB on axis, 45-20,000 Hz ± 3 dB at 30 degrees off axis; sens 92 dB; imp 8 ohms \$799/pr

Andante 2-Way Speaker

Polypropylene woofer and soft-dome tweeter. Power handling 60 W cont; FR 50-25,000 Hz ± 4 dB on axis, 50-20,000 Hz ± 4 dB at 30 degrees off axis; sens 90 dB; distortion <0.5% at 94 dB; imp 4 ohms. Medite front panel \$599/pr

Triphonic Series

TR-100 Satellite/Subwoofer System

8-in woofer, dome tweeter, 4-in polypropylene midrange. Power handling 100 W/ch; FR 40-25,000 Hz \$1,299/sys

Les Masters Generation II

The Generation II Master Series uses hyperexponential carbon-fiber cone drivers.

MSD 4-Way Speaker

Symmetrical loading design with two 8-in push-pull woofers, two 4-in midrange drivers, ferrofluid-damped soft-dome tweeter. Truncated pyramidal cabinet for deep-bass without standing waves or vibrations. Power handling 180 W cont; FR 30-25,000 Hz; sens 89 dB; imp 4 ohms \$3,999

M3 3-Way Speaker

Carbon-woven woofer with vitrified surround, soft-dome tweeter with back chamber. Power handling 120 W cont; FR 30-25,000 Hz; sens 92 dB; imp 8 ohms \$1,999 ea

M1 2-Way Speaker

Carbon-woven woofer with vitrified surround, soft-dome tweeter with back chamber. Power handling 100 W cont; FR 40-25,000 Hz; sens 92 dB; imp 8 ohms \$1,299 ea

MM 2-Way Speaker

Carbon-woven with vitrified surround; soft-dome tweeter with back chamber. Power handling 80 W cont; FR 50-25,000 Hz; sens 91 dB; imp 8 ohms \$1,099/pr

TOTEM ACOUSTICS BY MAY AUDIO

Model 1M 2-Way Speaker

Bass-reflex enclosure with 10-in polypropylene woofer and 1¼-in soft-dome tweeter. Features internal borosilicate damping. Max power handling 120 W; FR 50-20,000 Hz ± 3 dB; sens 87 dB/W/m; imp 4 ohms; crossover point 2,700 Hz. Mahogany finish. 6½ x 12½ x 9 in; 9 lb \$1,495
Model 1B, As above, with black-ash finish \$1,495

TRIAD

System Seven Satellite/Powered Woofer System

Satellites with 1-in fabric-dome tweeter and 5-in polypropylene-cone midrange and bass module with 10¼-in polypropylene-cone woofer and in 150-W (into 8 ohms) amp. Satellites: power handling 100 W cont; FR 110-20,000 Hz ± 2 dB; nom imp 8 ohms; crossover point 2,400 Hz; sens 90 dB SPL/W/m. Woofer: FR 28-90 Hz ± 3 dB. Black, white, and galaxy textured enamel finishes. Satellites: 5½ x 10 x 5½ in. Woofer: 13 x 13 x 13 in \$1,050/sys
System Seven Satellites \$500/pr
System Seven Woofer \$550 ea

System Six Satellite/Powered Woofer System

Satellites with ¾-in Mylar-dome tweeter and 3½-in treated paper-cone midrange and bass module with 18½-in polypropylene-cone woofer and 150-W (into 8 ohms) amp. Satellite: power handling 50 W cont; FR 160-20,000 Hz ± 4 dB; nom imp 8 ohms; crossover point 3,200 Hz, sensitivity 88 dB SPL/W/m. Woofer: FR 32-125 Hz ± 3 dB. Black, white, and galaxy-textured enamel finishes. Satellite: 4 x 7 x 4 in. Woofer: 10¼ x 10¼ x 10¼ in \$800/sys
System Six Satellites \$300/pr
System Six Woofer \$500 ea

System 3 Satellite/Subwoofer System

Satellites with ¾-in mylar-dome tweeter, 4-in coated paper-cone midrange and bass module with 8-in dual-voice-coil woofer. Satellite: power handling 75 W; FR 125-20,000 Hz ± 3 dB;

SPEAKERS

nom imp 8 ohms; crossover point 3,900 Hz; sens 87 dB SPL/W/m. Woofer: FR 43-105 Hz \pm 3 dB; nom imp 4 ohms/ch; sens 87 dB SPL/W/m; power handling 75 W. Black, white, and galaxy-textured enamel finishes. Satellites: 5½ x 8¾ x 5 in. Woofer; 12 x 16 x 12 in \$500
System 3 Satellites \$275/pr
System 3 Woofer \$225 ea

System 5 2-Way Speaker

5-in midrange and 2½-in mylar-dome tweeter. Crossover point 2,800 Hz; FR 75-16,000 Hz \pm 3 dB; nom imp 8 ohms; sens 88 dB SPL/W/m; power handling 75 W. Black, white, and galaxy-textured enamel finishes. 6¾ x 12 x 5¾ in \$350/pr

Lift-off Stands. ¼-in thick steel legs for weight and stability. Powder-coated marine-grade finish. Choice of steel spike or rubber isolation tip. 27½-in H, 17-in diameter base. White or black \$125/pr

On-Wall Brackets. All-steel construction. Three ranges of motion. Vibration-isolating washer and foam pad. Mounting plate height 4½-in, width 3-in. Mounting hole centers 3¼-in apart. Distance of mounting surface from wall; 3¾-in. Max hanging weight 44 lb. White electrostatically deposited marine-grade baked-powder coating \$75/pr

TRIPOD

Outdoor Speakers

GS-3 2-Way Outdoor Speaker

Weatherproof/rust-resistant insulated speaker in ABS plastic housing. Features waterproof woofer and piezo tweeter. Can be buried up to its protective foam ring. FR 40-20,000 Hz; sens 77 dB SPL/W/1-2 m; power handling 100 W peak; imp 8 ohms. Includes 50 feet of rubber-jacketed cable. Shrub-green color \$80 ea

PS-300 Potted Sound 2-Way Outdoor Speaker

8-in coaxial speaker in enclosure modeled after hanging plant. Speaker cable is concealed in rope supporting pot. FR 40-20,000 Hz; sens 91 dB SPL/W/1-2 m; power handling 60 W cont avg; imp 8 ohms. Tan \$80 ea

UNITY AUDIO

PARM Subwoofer/Satellite System

Two bass module, each with two 12-in woofers; two satellites, each with two 7-in midranges and 1¼-in tweeter. Features in-phase woofer and midrange coupling outdoor active crossover. FR 23-25,000 Hz \pm 1 dB; sens 91 dB SPL/W/m; crossover points 130 and 2,200 Hz; imp 3/6 ohms. Fountainhead finish \$15,000/sys

Fountainhead Signature 3-Way Speaker

10½-in cast-magnesium-frame woofer, 7-in cast-magnesium-frame midrange, 1¼-in dome tweeter. Features bottom-loaded woofer coupled directly to spiked feet; balanced Class A unity-gain crossover with reverse acoustic delay to correct phasing. Power handling 300 W; FR 34-25,000 Hz \pm 2 dB; sens 90 dB; crossover points 155 and 2,000 Hz; imp 6/8 ohms. Fountainhead finish. 80 lb \$4,995/pr

Signature One 3-Way Speaker

10-in cast-frame woofer, 7-in cast-frame midrange, silk-dome tweeter. Features Edison Price binding posts; Audioquest wiring; balanced Class A crossover; ¼-in Medite cabinet with bracing every 6 inches. FR 36-20,000 Hz \pm 2 dB; power handling 300 W; sens 90 dB; imp

8 ohms. Exotic wood finish. 9 x 44 x 9 in; 58 lb \$2,995/pr

CLA 1 3-Way Speaker

10-in floor-firing woofer, 6½-in polypropylene-cone midrange, 1-in dome tweeter. Features aperiodically damped reflex-loaded woofer; balanced Class A crossover. Power handling 300 W; FR 14-20,000 Hz \pm 2 dB; sens 89 dB SPL/W/m. Available in oak, walnut, black, or rose-wood finishes. 9 x 44 x 9½ in; 55 lb .. \$1,995/pr

CLA 2 3-Way Speaker

8-in floor-firing woofer, 6½-in polypropylene midrange, 1-in dome tweeter. Features aperiodically-damped reflex-loaded woofer; balanced Class A crossover. Power handling 225 W; FR 43-20,000 Hz \pm 2 dB; sens 89 dB SPL/W/m; crossover points 175 and 2,200 Hz; imp 4/6 ohms. Available in oak, walnut, black, or rose-wood finishes. 9 x 39 x 9½ in; 45 lb .. \$1,495/pr

CLA 3 2-Way Speaker

Two 7-in woofers, one 1-in tweeter. Features in-phase woofer-coupling; balanced Class A crossover. FR 43-20,000 Hz \pm 2 dB; sens 89 dB SPL/W/m; crossover point 2,200 Hz; imp 4/6 ohms. Available in oak, walnut, black, or rose-wood finishes \$995/pr

VANDERSTEEN

Model 4A 5-Way Powered Speaker

Two 12-in subwoofers in push-pull configuration, 8-in woofer, 4½-in polycone midrange with ferrofluid voice-coil cooling, 1½-in textile-dome tweeter with ferrofluid voice-coil cooling and vented pole piece used, and ¼-in polydome tweeter with ferrofluid-voice-coil cooling. Fast Fourier Transform analysis used during all stages of assembly. Includes crossover and 2 amps. Power handling (upper section) 70-150 W into 8 ohms, (subwoofer) 200-400 W into 4 ohms; FR 26-30,000 Hz \pm 3 dB; sens 88 dB SPL/W/m; imp (upper section) 8 ohms, (subwoofer) 4 ohms; crossover points 80, 600, 5,000 Hz, 13,000 Hz. 18 x 52 x 17 in; 150 lb \$4,250/pr

Model 3 3-Way Speaker

10-in acoustic coupler, 8-in polycone woofer, 4½-in polycone midrange with ferrofluid voice-coil cooling; 1-in critically damped, metal-alloy, dual-chamber dome tweeter with ferrofluid voice-coil cooling. Utilizes Fast Fourier Transform analysis used during all stages of assembly. Biwireable. Power handling 100-200 W into 8 ohms; FR 26-30,000 Hz \pm 3 dB; sens 88 dB SPL/W/m; imp 4 ohms; crossover point 600 Hz, 5,000 Hz. 16 x 48 x 10¼ in; 97 lb \$2,395/pr

Model 2W Powered Subwoofer

Three 8-in long-fiber-cone woofers with butyl-rubber surrounds; 300-W amp with adjustable sens to match main speakers with 82 dB to 94 dB sens; Fast Fourier Transform analysis used during all stages of assembly; second order, slot loaded; 0.5 Q; pulse overshoot < ½ cycle, -3 dB at 24 Hz and 80 Hz. Crossover point 80 Hz. 18 x 18½ x 17 in; 90 lb \$1,250 ea

Model 2Ci 3-Way Speaker

10-in long-fiber acoustic coupler, 8-in polycone woofer, 4½-in polycone midrange with ferrofluid voice-coil cooling, ¼-in critically damped, metal alloy, dual-chamber dome tweeter with ferrofluid voice-coil cooling. Fast-Fourier Transform analysis used during all stages of assembly. Biwireable. Power handling 40-160 W; FR 28-29,125 Hz \pm 3 dB; sens 88 dB SPL/W/m; imp 7 ohms; crossover points 600 Hz, 5,000 Hz. 16 x 36½ x 10¼ in; 63 lb \$1,195/pr

Model 1B 2-Way Speaker

Rear slot-loading design with 8-in polycone woofer and 1-in dual-chamber polymer-dome tweeter. 4th-order filter. Fast Fourier Transform analysis used during all stages of assembly. Power handling 20-100 W; FR 38-20,000 Hz \pm 3 dB; sens 90 dB SPL/W/m; imp 6.8 ohms; crossover point 2,800 Hz. 12 x 36 x 10 in; 50 lb \$650/pr

VECTEUR

The following is distributed by Polydex.

Premier MK III 2-Way Speaker

Ported design with 5½-in Bextrene cone woofer, ¼-in polymer dome tweeter. Designed to be placed close to wall. FR 45-20,000 Hz \pm 3 dB; crossover point 3,200 Hz; sens 90 dB SPL/W/m; nom imp 4 ohms; power handling 15-100 W cont. Black-ash wood-veneer finish. 8 x 9½ x 13½ in \$995/pr

VECTOR RESEARCH

All Vector Research speakers feature antiresonant one-piece woofer baskets, soft-dome tweeters, bass-reflex design, 8-ohm impedance, and a light-oak finish.

VSP-230 Subwoofer/Satellite System

2-way satellite with 3½-in shielded woofer and 2½-in tweeter. Power handling 15-75 W; FR 140-20,000 Hz; imp 8 ohms; sens 89 dB SPL/W/m. 4¾ x 8¼ x 4½ in, 2.75 lb. Bass module uses 8-in woofer. Power handling 25-125 W; imp 6 ohms; sens 90 dB SPL/W/m; FR 28-150 Hz. 5½ x 20¼ x 12¼ in; 15.25 lb \$500 ea

VSP-1230 3-Way Speaker

12-in woofer, 5-in midrange, 1-in tweeter. Power handling 250 W; sens 92 dB SPL/W/m. 14¾ x 27½ x 11½ in; 37 lb ea \$400/pr

VSP-82 2-Way Speaker

8-in woofer, 2-in tweeter. Power handling 60 W; sens 89 dB SPL/W/m. 10¾ x 18¾ x 8¾ in; 15 lb ea \$160/pr

VELODYNE

ULD-18 Powered Subwoofer

Subwoofer with servo-controlled long-throw 18-in driver with ¼-in peak-to-peak linear travel; 400-W amp with level control. FR 15-85 Hz \pm 3 dB; crossover point 85 Hz. Walnut, oak, or black finish. Cabinet: 23 x 31 x 22 in; amp: 3½ x 17 x 11 in \$2,750 ea
ULD-15. As above, 15-in driver and 17 x 22 x 18 in cabinet \$1,895 ea

ULD-12 Powered Subwoofer

12-in servo-controlled downward-firing driver with 100-W cont Class B amp. Features passive 85 Hz crossover; subsonic filter -3 dB at 15 Hz; FR 18-85 Hz \pm 3 dB. Walnut, oak-veneer, or black finish. Cabinet: 16 x 17 x 21 in; controller 1½ x 8 x 6 in; 32 lb \$1,295 ea

Servo 1200 Powered Subwoofer

Powered subwoofer featuring integrated Class AB amp; 12-inch woofer. Passive 85 Hz crossover; active crossover adjustable from 60 Hz to 100 Hz. Power handling 100 W cont; FR 25-100 Hz; THD < 0.5%. Black finish. 16¼ x 18¼ x 18¼; 60 lb \$895 ea

Servo 1200 Powered Subwoofer

12- and 10-in drivers powered by integrated Class AB amp. Power handling 100 W cont; FR 25-100 Hz; THD < 0.5%; crossover point 45 Hz.

SPEAKERS

Black, vinyl-woodgrain finish. 18¼ x 16 ¼ x 18¼; 40 lb\$645 ea

VENTURI BY BIC AMERICA

All Venturi speakers are vented and have horizontal cross-bracing, 5-way gold binding posts, 5-year warranty, and an oak finish.

V830 3-Way Speaker

8-inch carbon/polypropylene woofer, 6-in cast-frame polycarbonate midrange, and 1-in poly-laminate soft-dome tweeter. Power handling 20-250 W; FR 38-22,000 Hz -6 dB at 32 Hz; sens 91 dB SPL/W/m; nom imp 8 ohms; crossover points 1,000 and 5,000 Hz. 10¼ x 40 x 11½ in; 45 lb ea.\$799/pr

V630 3-Way Speaker

6-in woofer, 6-in polycarbon midrange, and 1-in poly-laminate soft-dome tweeter. Power handling 15-150 W; FR 45-22,000 Hz -6 dB at 39 Hz; sens 90 dB SPL/W/m; nom imp 8 ohms; crossover points 800 and 3,000 Hz. 9 x 34¼ x 11½ in; 37 lb ea.\$599/pr

V820 2-Way Speaker

8-in woofer and 1-in poly-laminate soft-dome tweeter. Power handling 15-150 W; FR 40-22,000 Hz ± 3 dB; sens 91 dB SPL/W/m; nom imp 8 ohms; crossover point at 2,500 Hz. 10¼ x 26¼ x 11½ in; 29 lb ea.\$439/pr

V620 2-Way Speaker

6-in woofer and ½-in poly-laminate soft-dome tweeter. Power handling 10-120 W; FR 49-20,000 Hz -6 dB at 43 Hz; sens 90 dB SPL/W/m; nom imp 8 ohms; crossover point 3,000 Hz. 9 x 22¼ x 11½ in; 24 lb ea.\$329/pr

M6 2-Way In-wall Speaker

6½-in polycarbonate cone woofer and 1-in soft-dome tweeter. FR 50-20,000 Hz. 8¾ x 12 x 3½ in.\$229/pr

V62 2-Way Bookshelf Speaker

6-in woofer and ½-in poly-laminate tweeter. Power handling 10-100 W; FR 50-20,000 Hz -6 dB at 44 Hz; sens 90 dB SPL/W/m; nom imp 8 ohms; crossover 4,000 Hz. 8¾ x 14¼ x 9¼ in; 14 lb ea.\$219/pr

M5 2-Way In-wall Speaker

5½-in polycarbonate cone woofer and ½-in soft dome tweeter. FR 50-20,000 Hz. 7½ x 11 x 3¾ in.\$169/pr

V52 2-Way Bookshelf Speaker

5¼-in woofer and ½-in polyimide dome tweeter. Power handling 5-75 W; FR 60-20,000 Hz -6 dB at 54 Hz; sensitivity 90 dB SPL/W/m; nom imp 8 ohms; crossover 5,000 Hz. 7 x 11¼ x 7 in.\$149/pr

VIDEOLINK

S-66 In-Wall Speaker

1-in soft dome tweeter. Two-position tweeter control. Moisture resistant design with rubber dust cap. Eight-element crossover. Requires Model F-63 bezel/grille.\$260/pr

S-64 In-Wall Speaker

¾-in hard dome tweeter with ferrofluid. Two-position tweeter control. Moisture resistant design with rubber dust cap. Four-element crossover. Requires Model F-63 bezel/grille.\$160/pr

S-62 In-Wall Speaker

Requires Model F-63 bezel/grille.\$100/pr
F-63 Bezel and Grille Kit. Holds speaker/baffle,

features in-wall locking system\$40/pr
R-61. Brackets with wings attached\$40/pr

VMPS BY ITONE

Super Tower III 6-Way Speaker

Passive-radiator design with two 15-in woofers, two 10-in woofers, one 12-in woofer, four 5-in cone midranges, four 1-in dome tweeters, and three ½-in ribbon supertweeters. Separate level controls for midrange, tweeter, and supertweeter. FR 17-50,000 Hz +0, -3 dB; sens 98 dB SPL/W/m; min amp power 20 W; crossover points 80, 500, 4,500, and 15,000 Hz; nom imp 8 ohms; 17 x 72 x 19 in; optional wood finish; black-cloth grille. 300 lb\$4,795/pr

Super Tower/R Special Edition 5-Way Speaker

Multiband bass design with two 15-in woofers, one 10-in woofer, two 5-in cone midranges, one 2-in ribbon tweeter, and two 1-in dome supertweeters. Separate level controls for midrange, tweeter, and supertweeter. FR 20-50,000 Hz +0, -3 dB; sens 94 dB SPL/W/m; min amp power 20 W; crossover points 80, 600, 5,000, and 15,000 Hz; nom imp 4 ohms; 18 x 52 x 18 in; oak finish; black grille. 175 lb\$2,998/pr

Super Tower/R 5-Way Speaker

Multiband bass design with two 15-in woofers, one 12-in woofer, two 5-in cone midranges, two 2-in ribbon tweeters, and two 1-in dome supertweeters. Separate level controls for midrange, tweeter, and supertweeter. FR 20-50,000 Hz ± 3 dB; sens 96 dB SPL/W/m; min amp power 20 W; crossover points 80, 400, 4,000, and 12,000 Hz; nom imp 4 ohms; 22 x 49 x 17 in; oiled walnut finish; black knit grille. 150 lb\$1,998/pr

Tower II Special Edition 4-Way Speaker

Multiband bass design with three 12-in woofers, one 5-in cone midrange, one 2-in ribbon tweeter, and one 1-in dome supertweeter. Separate level controls for midrange, tweeter, and supertweeter. FR 22-50,000 Hz +0, -3 dB; sens 94 dB SPL/W/m; min amp power 20 W; crossover points 80, 600, 5,000, and 15,000 Hz; nom imp 4 ohms; 15 x 45 x 16 in; oak finish; black grille. 100 lb\$1,776/pr

Tower II 4-Way Speaker

Multiband design with three 12-in woofers, one 5-in cone midrange, one 1-in dome tweeter, and one piezo supertweeter. Separate level controls for midrange, tweeter, and supertweeter. FR 22-50,000 Hz ± 3 dB; sens 95 dB SPL/W/m; min amp power 20 W/ch; crossover points 80, 400, 4,000, and 12,000 Hz; nom imp 4 ohms; 15 x 43 x 15 in; oiled walnut finish; black knit grille. 95 lb\$1,298/pr

QSO 808 4-Way Speaker

Ported design with 12-in woofer, 5-in cone midrange, and 1-in dome tweeter. Separate level controls for midrange and tweeter. FR 34-20,000 Hz ± 3 dB; sens 94 dB SPL/W/m; min amp power 20 W; crossover points 600 and 5,000 Hz; nom imp 8 ohms; 15 x 26 x 12 in; oiled walnut finish; black knit grille. 50 lb ...\$690/pr

VMPS Large Subwoofer

Passive-radiator design with one 15-in and one 12-in woofer. FR 17-250,000 Hz ± 3 dB; sens 95 dB SPL/W/m; min amp power 20 W; nom imp 4 ohms; 22 x 39 x 17 in; oiled walnut finish; black knit grille. 140 lb\$599 ea

Mini Tower IIa 4-Way Speaker

Passive-radiator design with two 10-in woofers, one 5-in cone midrange, two 1-in dome tweet-

ers, and one piezo supertweeter. Separate level controls for midrange, tweeter, and supertweeter. FR 28-30,000 Hz +0, -3 dB; sens 92 dB SPL/W/m; min amp power 20 W; crossover points 500, 4,500 and 15,000 Hz; nom imp 8 ohms; 12 x 39 x 15 in; optional wood finish; black cloth grille; 70 lb\$479 ea

VMPS Original Subwoofer

Passive-radiator design with 12-in woofer. Sens 94 dB SPL/W/m; min amp power 20 W; nom imp 8 ohms; 22 x 27 x 17 in; oiled walnut finish; black knit grille. 95 lb\$429 ea

VMPS Small Subwoofer

Passive-radiator design with 12-in woofer. FR 28-600,000 Hz ± 3 dB; sens 92 dB SPL/W/m; min amp power 20 W; nom imp 8 ohms; 15 x 26 x 16 in; oiled walnut finish; black knit grille. 140 lb\$329 ea

QSO 404 2-Way Speaker

Ported design with 8-in woofer and 1-in dome tweeter. Separate level control for tweeter. FR 48-17,000 Hz +0, -3 dB; sens 90 dB SPL/W/m; min amp power 20 W/ch; crossover point 3,500 Hz; nom imp 8 ohms; 12 x 18 x 9 in; oiled walnut finish; black cloth grille. 25 lb ..\$229 ea

VORTEX

KRS 3-Way Speaker

Hybrid transmission line design featuring 8-in ribbon-voice-coil woofer with cast frame, reinforced Kevlar diaphragm and butyl edge in triple chamber, multivented enclosure. 4-in doped honeycomb-diaphragm Kevlar midrange with cast frame in separate MDF double-chamber sealed enclosure with 1-in titanium-dome tweeter with butyl-rubber edge and double-magnet motor system. Computer-designed crossover with Linkwitz-Riley topology. FR 27-25,000 Hz ± 3 dB; sens 91 dB SPL/W/m. Gold-plated binding posts for biwiring or biamping. Separate inputs for woofer and midrange-tweeter modules. 6 Golden Pyramid brass-cone carpet spikes provided. Woofer module: 35 x 18 x 11 in. 69 lb ea. Midrange-tweeter module: 14 x 18 x 11 in. 68 lb/pr\$5,000/pr

Vortex Screen Subwoofer/Satellite System

Hybrid transmission-line design featuring 8-in mineral filled double-thick plastic-cone woofer in triple chamber multivented enclosure, 4-in damped plastic-cone, nonresonant midrange in MDF double-chamber enclosure, 1-in aluminum-dome tweeter mounted in minimum baffle with butyl rubber edge and vented/chamber motor system. Computer-designed crossover with Linkwitz-Riley topology. FR 27-25,000 Hz ± 3 dB; sens 88 dB SPL/W/m. 2 pr gold-plated binding posts for biwiring or biamping. Separate inputs for woofer and midrange-tweeter modules. 6 Golden Pyramid brass-alloy cone carpet spikes provided. Woofer module: 35 x 18 x 11 in; 69 lb ea. Midrange-tweeter module: 14 x 18 x 11 in; 68 lb/pr\$2,500/pr

WALL SOUND

The following products are distributed by AAMP.

SE 890 In-Wall Subwoofer

8-in coated-paper cone woofer with dual voice coils. Power handling 50-100 W; FR 30-500 Hz; sens 90 dB SPL/W/m; imp 8 ohms; crossover point 120 Hz. 10¼ x 15¼ x 3¼ in.\$250/pr

SE 790 2-Way In-Wall Speaker

6½-in polycarbonate cone woofer with 10-oz

SPEAKERS

magnet and 1-in soft-dome tweeter. Power handling 30-60 W; FR 50-22,000 Hz; sens 90 dB SPL/W/m; imp 8 ohms; crossover point 3,000 Hz. 8 7/8 x 12 1/8 x 3 7/8 in \$199/pr

SE 690 2-Way In-Wall Speaker

5/4-in polycarbonate cone woofer with 10-oz magnet and 1/2-in soft-dome tweeter. Power handling 30-60 W; FR 60-21,000 Hz; sens 90 dB SPL/W/m; imp 8 ohms; crossover point 5,000 Hz. 7 3/8 x 11 1/4 x 2 1/8 in \$199/pr

WALLSPEAKER

Series III 3-Way In-Wall Speakers

Fully enclosed design with polypropylene woofer, Kevlar midrange, swiveling inverted-dome tweeter. Auto-reset circuit breaker; polypropylene capacitors; strappable EQ for bright rooms; vibration mount. FR 37-18,000 Hz \pm 3 dB; sens 90 dB SPL/W/m; min imp 5 ohms. Paintable metal or cloth grille. Grille: 27 x 16 in; wall opening 25 x 11 in; enclosure 81 x 14 x 3 1/4 in \$2,500/pr

Series II 2-Way In-Wall Speakers

Fully enclosed design with polypropylene woofer, swiveling inverted-dome tweeter. Auto-reset circuit breaker; strappable tweeter control and EQ for bright rooms; vibration mount. FR 42-17,500 Hz \pm 3 dB; sens 89 dB SPL/W/m; min imp 5 ohms. Paintable metal or cloth grille. Grille: 17 x 12 in; wall opening 15 x 9 in; enclosure 57 x 14 x 3 1/4 in \$1,650/pr

C3-1 3-Way In-Wall Speakers

Design for center channel speaker for home-theater applications, with a pair of Series III or L-R-C satellite speakers along with external subwoofers. Fully enclosed design with polypropylene woofer, Kevlar midrange; swiveling inverted-dome samarium-cobalt tweeter. Auto-reset circuit breaker; strappable EQ; vibration mount. FR 80-18,000 Hz \pm 3 dB; sens 90 dB SPL/W/m; min imp 5 ohms. Paintable metal or cloth grille. Grille: 27 x 16 in; wall opening 26 x 14 in; enclosure 26 x 13 x 3 1/4 in \$995

WATERWORKS ACOUSTICS

All Waterworks Acoustics speakers feature a unique pipe-like enclosure and are designed for outdoor use. Custom finishes are available. 3-year warranty is standard.

Soundpipe Two 2-Way Outdoor Speaker

Two 5-in poly-cone woofers, 3/4-in tweeter. Power handling 120 W cont; FR 80-20,000 Hz \pm 3 dB; imp 4 ohms; sens 90 dB SPL/W/m. Black or white finish. 6 x 21 1/2 x 8 1/2 in; 22 lb pr \$649/pr

Soundpipe Outdoor Subwoofer

10-in dual-voice coil poly-cone woofer. Power handling 120 W cont; FR 30-100 Hz \pm 3 dB; imp 3 ohms; sens 90 dB SPL/W/m. Black or white finish. 40 lb ea \$449/ea

Soundpipe One 2-Way Outdoor Speaker

5-in poly-cone woofer; 1/2-in tweeter. Power handling 60 W cont; FR 80-20,000 Hz \pm 3 dB; imp 8 ohms; sens 88 dB SPL/W/m. Black or white finish. 6 x 13 x 8 1/2 in; 12 lb pr \$349/pr

Accessories

Speaker stands \$189/pr
 4 x 48-in mounting pipe \$119/pr
 2 x 48-in mounting pipe \$99/pr
 4 x 36-in mounting pipe \$89/pr
 2 x 36-in mounting pipe \$69/pr
 4 x 24-in mounting pipe \$59/pr
 2 x 24-in mounting pipe \$39/pr

Brackets (SPI only) \$49/pr
 Mounting pipe adaptor \$49/pr
 Banana plugs \$9.95/pr

WAVEFORM RESEARCH

Mach 7 4-Way Speaker

15-in woofer, two 6 1/2-in midrange, 1-in titanium-dome tweeter, and ribbon supertweeter. Features 3-mm layer of felt behind the grill cloth for smooth high-frequency response; orientation of speaker about 20° off-axis or toed-out; 12-element passive crossover; active crossover. Power handling 150-500 W; FR 28-20,000 Hz \pm 1 dB; sens 89.8 dB anechoic, 92.5 dB room; imp 8 ohms; crossover points 150, 2,300, 9,000 Hz. Cultured latex and nitro-cellulose finish. Custom finishes available. 20 x 30 x 48 in; 180 lb ea \$6,300
SST Speaker. As above, balanced active crossover; wire and connectors \$7,900

WESTLAKE AUDIO

SM-1F Five Amp Powered 5-Way Speaker

Ported design with two 18-in woofers, 12-in midbass driver, 2-in horn-loaded compression midrange, 1-in horn-loaded compression tweeter, 1/2-in compression tweeter. Includes SM-1X active crossover, MRX-2 active crossover, 2 pedestals. FR 20-20,000 Hz; crossover points 200, 800, 3,200, 10,000 Hz \$50,000/pr
SM-1F Quad Amp. As above, without MRX-2 crossover. 49 x 39 x 32 in; 450 lb ea \$45,000/pr
SM-1F Bi Amp. As above, with MRX-2 and two HLX-SM1 \$40,000/pr

HR-1VF Four Amp Powered 4-Way Speaker

Ported design with two 15-in woofers, 10-in midbass driver, 2-in horn-loaded compression midrange, 1-in horn-loaded compression tweeter. Includes HR-1X active crossover. Frequency Response: 34-16,000 Hz \pm 3 dB. 34 x 48 x 21 in; 410 lb \$26,500/pr
HR-1VF Bi Amp. Horizontal configuration of above without HR-1X crossover. Includes two HLX-1K and MRX-2 crossover. 44 x 31 x 21 in; 400 lb \$23,500/pr
HR-1F Quad Amp. As above, with horizontal configuration. 400 lb \$24,000/pr
HR-1F Bi Amp. As above. 410 lb \$22,000/pr
HR-1FP. Walnut pedestals \$1,800/pr

HR-7F Four Amp Powered 4-Way Speaker

Ported design with two 12-in woofers, 10-in midbass driver, 1-in horn-loaded compression midrange, 1/2-in horn-loaded compression tweeter. Includes HR-7X active crossover. Frequency response 48-20,000 Hz \pm 3 dB. Dimensions: 24 x 38 x 18 in; weight: 200 lb ea \$20,500/pr
HR-7F Bi Amp. As above, with HLX-HR-7 installed; MRX-2. No HR-7X \$18,500/pr

TM-3VF Bi Amp Powered 3-Way Speaker

Ported design with two 15-in woofers, 2-in horn-loaded compression midrange, 1-in horn-loaded compression tweeter. Includes active crossover. FR 34-16,000 Hz \pm 3 dB. 34 x 44 x 21 in; 395 lb \$18,750/pr
TM-3VF Single Amp. As above, with pair HLX-800 installed; no active crossover. 34 x 44 x 21 in; 420 lb \$17,250/pr

BBSM-15F 3-Way Speaker

Ported design with dual 15-in woofer, 10-in midrange driver in integral nonresonant enclosure, 2-in horn-loaded compression tweeter. Power handling 150-300 W; FR 50-15,000 Hz \pm 3 dB; nom imp 4 ohms; crossover points 350, 1,600 Hz. 41 x 27 1/4 x 25 in; 400 lb .. \$10,000/pr

BBSM-15FP. Walnut pedestals \$1,800

BBSM-12VF 3-Way Speaker

Ported design with two 12-in woofers, 6 1/2-in midrange in integral nonresonant enclosure, 1 1/4-in dome tweeter. Power handling 50-180 W; FR 40-16,000 Hz \pm 3 dB; sens 89 dB SPL/W/m; nom imp 4 ohms; crossover points 500, 4,000 Hz. 30 1/2 x 48 1/2 x 18 1/2 in; 240 lb. \$5,000/pr
BBSM-12F Bi-wire. As above, power handling 50-180 W; FR 50-16,000 Hz \pm 3 dB. 34 x 19 x 23 in; 185 lb \$4,700/pr

BBSM-10VF 3-Way Speaker

Ported design with two 10-in woofers, 6 1/2-in midrange in integral nonresonant enclosure, 1 1/4-in dome tweeter. Power handling 50-120 W; FR 45-16,000 Hz \pm 3 dB; sens 87 dB SPL/W/m; nomimp 4 ohms; crossover points 600, 4,000 Hz. 27 x 44 1/2 x 17 in; 175 lb \$4,300/pr

BBSM-10F Bi-Wire. As above. 30 x 16 x 21 1/2 in; 136 lb \$4,000/pr

BBSM-8F 3-Way Speaker

Ported design with dual 8-in woofers, 3 1/2-in midrange driver, 1-in dome tweeter. Power handling 50-100 W; FR 65-18,000 Hz \pm 3 dB; imp 4 ohms; crossover points 600, 5,000 Hz. 26 x 13 x 16 1/2 in; 90 lb \$3,200/pr

BBSM-6F 3-Way Speaker

Ported design with dual 6-in woofers, 3 1/2-in midrange driver, 1-in dome tweeter. Power handling 50-60 W; FR 60-20,000 Hz \pm 3 dB; nom imp 4 ohms; crossover points 600, 6,000 Hz. 22 x 10 1/2 x 13 in; 55 lb \$2,400/pr

BBSM-4F 2-Way Speaker

Ported design with dual 4-in woofers, 3 1/4-in dome tweeter. Power handling 25-50 W; FR 65-20,000 Hz \pm 3 dB; nom imp 4 ohms; crossover point 1,500 Hz. 15 x 8 x 10 in; 26 lb.. \$1,600/pr

WHARFEDALE

The following products are distributed by Melody Audio.

Precision Series

Harewood 2-Way Speaker

Infinite-baffle design with 8-in mineral-filled polypropylene woofer, 1-in titanium-dome tweeter in alloy housing. Features cast-aluminum chassis; sandwich-mounted bass units; down-firing flared-reflex port. Gold-plated biwiring terminal. Power handling 30 W cont; FR 39-25,000 Hz; sens 89 dB SPL/W/m; nom imp 8 ohms. Black-ash finish with black-knit grille. 10 x 12 x 10 in; 36 lb \$2,375/pr

Coleridge 2-Way Speaker

Infinite-baffle design with 8-in mineral-filled polypropylene woofer, 1-in titanium-dome tweeter in alloy housing. Features cast-aluminum chassis; sandwich-mounted bass unit; down-firing flared-reflex port. Gold-plated biwiring terminal. Power handling 30 W cont; FR 45-25,000 Hz; sens 89 dB SPL/W/m; nom imp 8 ohm. Black-ash and wood veneers with black-knit grille. 10 x 18 x 10 in; 30 lb \$1,575/pr

2130 Subwoofer/Satellite System

Two 8-in woofers in push-pull configuration. Satellite with two 3/4-in metal-dome tweeters. Power handling 30 W cont; FR 40-22,000 Hz; sens 89 dB SPL/W/m; nom imp 8 ohms. Black-vinyl finish with black-knit grille. Subwoofer: 12 1/2 x 8 x 19 1/4 in; 27.5 lb. Satellite: 5 1/4 x 8 3/4 x 4 1/4 in; 13.25 lb \$725 sys

SPEAKERS

Model 505.2 2-Way Speaker

Acoustic-suspension enclosure with 8-in woofer and 1/2-in metal-dome tweeter. Power handling 30 W cont; FR 42-25,000 Hz ± 3 dB; sens 87 dB SPL/W/m; crossover point 5,000 Hz; nom imp 8 ohms. Black-ash finish with black-knit grille. 10 x 17 1/4 x 9 1/2 in; 54 lb/pr \$525/pr

Performance Series

440 2-Way Speaker

Infinite-baffle design with two 8-in woofers, 1-in metal-dome tweeter. Power handling 20 W cont; FR 30-20,000 Hz; sens 90 dB SPL/W/m; nom imp 8 ohms; crossover frequency 5,000 Hz. Black-vinyl finish with black-knit grille. 10 x 38 1/2 x 11; 54 lb/pr \$950/pr
430. As above, FR 35-20,000 Hz. \$750/pr

420 2-Way Speaker

Ported design with 8-in woofer, 7-in metal-dome tweeter. Power handling 20 W cont; FR 40-20,000 Hz; sens 90 dB SPL/W/m; crossover point 5,000 Hz. Black-ash finish with black-knit grille. 10 x 19 x 11 in; 44 lb/pr \$475/pr

410 2-Way Speaker

Ported design with 6 1/4-in woofer, 1-in metal-dome tweeter. Power handling 20 W cont; FR 45-20,000 Hz; sens 89 dB SPL/W/m; crossover point 3,500 Hz. Black-vinyl finish with black-knit grille. 9 x 13 1/2 x 8 in; 26.7 lb/pr ... \$375/pr

Diamond IV

Ported design with 4 1/4-in woofer, 1/2-in metal-dome tweeter. Power handling 20 W cont; FR 50-25,000 Hz; sens 86 dB SPL/W/m; nom imp 8 ohms; crossover point 3,500 Hz. 7 1/4 x 10 1/2 x 7 1/4 in; 17.5 lb/pr \$300/pr

Diamond III. As above, with 4 1/2-in woofer, 1/2-in metal-dome tweeter. 7 x 9 x 8 in; 15.5 lb/pr \$225/pr

Delta Series

Delta 50.2 2-Way Speaker

Vented design with 8-in woofer and 1/2-in polyimide, soft-dome tweeter. Power handling 20 W/ch cont; FR 45-25,000 Hz ± 3 dB; sens 90 dB SPL/W/m; nom imp 8 ohms; crossover point 5,000 Hz. Black-oak vinyl finish with black-knit grille. 10 x 18 x 8 in; 20.5 lb/pr \$325/pr

Delta 30.2 2-Way Speaker

Tuned-port design with 4 1/2-in woofer and 1/2-in polyimide, soft-dome tweeter; Power handling 75 W cont; FR 45-22,000 Hz ± 3 dB; sens 89 dB SPL/W/m; nom imp 8 ohms; crossover point 5,000 Hz. Black-oak vinyl finish. 8 x 15 x 6 in; 17.5 lb/pr \$250/pr

Delta 10.2 2-Way Speaker

Vented design 4 1/4-in woofer and 1/2-in polyimide soft-dome tweeter. Power handling 20 W cont; FR 50-25,000 Hz; sens 89 dB SPL/W/m; nom imp 8 ohms; crossover point 3,500 Hz. Black-ash finish with black-knit grille. 7 x 9 x 8 in; 15.5 lb/pr \$200/pr

WILSON AUDIO

WAMM Series VI 4-Way Speaker System

4-piece design system with 16 drivers varying from 1 to 180-in. Features subwoofer, EQ, and active crossover. Must be biamped. Min power handling 50 W; FR 17-30,000 Hz ± 3 dB; sens 99 dB; imp 4 ohms; crossover points 55, 400, 3,000 Hz. 1,850 lb/sys \$125,000/sys

Pow Whow II Subwoofer

18-in driver. Features active crossover. Amp

included. Power handling 400 W; FR 19-55 Hz ± 3 dB; crossover point 55 Hz. 2.5-year warranty. 17 x 40 x 29 in; 260 lb and up ... \$12,850
WHOW II U. As above, must be biamped. 210 lb \$9,850

WATT III 2-Way Speaker

Ported QB3 enclosure with 6 1/2-in woofer and 1-in tweeter mode of mineral- and ceramic-filled methacrylate polymer. FR 55-20,000 Hz ± 3 dB; sens 91 dBA SPL/W/m; nom imp 4 ohms. Available in diamond black, El Dorado, apricot beige, Sierra granite finish. Wood side panels also come in variety of standard finishes. 5-year warranty. 12 x 14 x 16 1/2 in; 120 lb/pr .. \$6,650

Puppy 2-Way Speaker

Two 8 1/2-in low-mass polymer-based cone woofers and 2-in voice-coil. Must be biamped. Min power handling 50 W; FR 28-125 Hz; sens 91 dBA SPL/W/m; nom imp 4 ohms. 5-year warranty. 11 1/4 x 24 x 16 in; 154 lb/pr .. \$4,290

WOLCOTT

MDH-2B Omnisphere Speaker

Bass-reflex design with four 6 1/2-in polypropylene-cone, butyl-surround woofers, 1 1/8-in soft-dome tweeter. Features a vertically aligned tweeter; closely spaced 6-in-radius sphere and semisphere forms radial horn; auto electronic tweeter protection. Power handling 20-250 W rms; FR 30-20,000 Hz ± 3 dB sens 90 dB SPL/W/m; imp 6 ohms. Unit on casters with floor-loaded ports. High-gloss black-lacquer finish. 21 (at base) x 49 x 21 (at base); 110 lb \$4,950/pr
MDF. As above, oak veneer \$4,500/pr
MDH-2C. As above, black base. \$3,995/pr

YAMAHA

YST-SW100 Powered Subwoofer

Two 7-in cone woofers. Features line-input and speaker-input connections; magnetic shielding; continuously variable high-cut filter. Amplifier: 70 W into 5 ohms; frequency response 21-180 Hz; Black finish \$429 ea

NS-10M 2-Way Bookshelf Speaker

Acoustic-suspension design with 7-inch single-sheet white-cone woofer, 1 1/8-inch soft-dome tweeter. Power handling 100 W max; sens 90 dB SPL/W/m. 8 1/2 x 15 x 7 3/4 in; 30 lb ... \$398/pr

YST-SW50 Powered Subwoofer

One 7-in driver. Features active-servo technology; magnetic shielding; variable (50-200 Hz) high-cut filter, 18-dB/oct. Amp: 50 W into 6 ohms; frequency response 25-200 Hz; maximum SPL 103 dB. Black \$329 ea

YST-S300A 2-Way Speaker

6 1/2-in multirange driver, 1/2-in soft-dome tweeter. Compatible with all active-servo amplifiers. Power handling 60 W cont; FR 25-40,000 Hz. Black-oak finish. 9 x 17 1/4 x 10 1/2 in \$350/pr

WSX-10 2-Way In-Wall Speaker

6 1/2-in woofer, 1-in tweeter. Nom input power 80 W; dynamic input power 160 W; FR 50-25,000 Hz; sens 89 dB SPL/W/m; imp 6 ohms. Includes paintable grille and frame; antique-white finish. 8 3/4 x 12 1/2 x 3 1/2 in \$200 ea
SBX-10. Construction bracket \$40/pr

R/2 Series Loudspeakers

NS-A1030 3-Way Speaker

10-in polycarbonate woofer, 5-in polycarbonate midrange, 1-in microcell dome tweeter. Power handling 180 W cont avg; imp 6 ohms; sens 89

dB SPL/W/m; FR 40-22,000 Hz ± 3 dB. Solid-oak and veneer finish \$350 ea
NS-A1035. As above, gloss black finish \$350 ea

NS-A930 3-Way Bookshelf Speaker

8-in polycarbonate woofer, 5-in polycarbonate midrange, 1-in microcell dome tweeter. power handling 160 W cont avg; imp 6 ohms; sens 89 dB SPL/W/m; FR 45-22,000 Hz ± 3 dB. Solid oak and veneer finish \$250 ea
NS-A935. As above, black solid-oak top and vinyl sides \$250 ea

NS-A820 2-Way Bookshelf Speaker

8-in polycarbonate woofer, 1-in microcell dome tweeter. Power handling 140 W cont avg; imp 6 ohms; sens 90 dB SPL/W/m; FR 50-22,000 Hz ± 3 dB. Solid-oak and veneer finish \$180 ea
NS-A825. As above, black solid-oak top and vinyl sides \$180 ea

NS-A620 2-Way Bookshelf Speaker

6 1/2-in polycarbonate woofer, 1/2-in microcell dome tweeter. Power handling 120 W cont avg; imp 6 ohms; sens 89 dB SPL/W/m; FR 60-22,000 Hz ± 3 dB. Solid-oak and veneer finish \$120 ea
NS-A625. As above, black solid-oak top and vinyl sides \$120 ea
NS-A615. As above with vinyl top. \$100 ea

Surround-Sound Speakers

YST-SE10 Rear Speaker

Full-range speaker for surround-sound applications. Can be mounted on wall vertically or horizontally or used free standing with supplied stand. FR 45-20,000 Hz \$158/pr

NS-C90 Center-Channel Speaker

Two 4-in full-range drivers. Features magnetic shielding; slanted front baffle. FR 60-20,000 Hz; sens 89 dB SPL/W/m; imp 6 ohms; power handling 100 W. Black finish; vertical or horizontal placement. 17 1/2 x 5 1/2 x 7 1/4 in \$149 ea

NS-C70 Center-Channel Speaker

Two 4-in full-range drivers. Features magnetic shielding; slanted front panel. FR 70-20,000 Hz; impedance 6 ohms. Black finish. 5 3/4 x 17 1/2 x 6 1/4 in \$129 ea

NS-A102 Rear Speaker

Bass-reflex design with 4-in full-range driver for rear placement. Power handling 30 W. Gray finish; stand included; wall mountable. 8 1/2 x 11 1/2 x 3 1/2 in \$89 ea

NS-A95 2-Way Rear Speaker

Acoustic-suspension design with 4 1/2-in long-throw woofer, 2-in cone tweeter. Includes mounting bracket and speaker wire. Power handling 30 W; imp 4 ohms; sens 91 dB SPL/W/m. Black finish. 9 x 9 x 3 1/2 in. \$80/pr

YANKEE

FPR-72 Ribbon Speaker

Planar ribbon design using foil ribbons. Features crossoverless design; gold-plated 5-way binding posts; Litz internal wiring. FR 29-20,000 Hz ± 2 dB; power handling 50-75 W; imp 3 ohms. 72 x 29 1/2 x 3 1/2 in; 135 lb ea.; satine wood \$6,900/pr
Natural, medium, or dark-oak finish. \$5,800/pr
FPR-72 SL. Slim-line version \$6,200/pr

Abbreviations used in this buyers' guide are explained in the box on page 256.

HEADPHONES

AIWA

HP-X1000 Headphones

9 $\frac{1}{4}$ -ft coiled cord with gold-plated plug phone. Two 2 $\frac{1}{8}$ -in dome amorphous-diamond laminated diaphragm; glass-fiber-reinforced plastic baffle; copper-clad aluminum-wire voice coil; adaptor included. Power handling 1.5 W; FR 5-30,000 Hz; sens 103 SPL/W/m; imp 45 ohms. 8.8 oz \$125
HP-X500. Similar to above, sapphire-laminated diaphragm. FR 5-27,000 Hz. 8.5 oz \$75

HP-X80 Headphones

Closed-type headphones with coiled cord. Samarium-cobalt drivers, 1 $\frac{1}{4}$ -in carbon-disc flat diaphragms. 180°-turn ear pad, 24k gold-plated plug and plug adaptor \$95
HP-X50. As above, double-dome 1 $\frac{1}{8}$ -in driver units. Straight cord \$70
HP-X30. As above, fixed ear pad \$50

HP-V88 Earphones

Ear buds with samarium-cobalt drivers, double-dome diaphragms, 2 $\frac{1}{8}$ -in bass resonator ducts. 24k gold-plated plug and plug adaptor. Cord-winding carrying case \$80
HP-V57. As above, 1 $\frac{1}{4}$ -in resonator ducts, no plug adaptor. In-line volume control \$35
HP-V53. As above, no volume control \$28
HP-V25. As above, $\frac{1}{8}$ -in-diameter drivers. 3 pairs of earpads \$22
HP-V12. As above, no case \$12

HP-X35 Headphones

26-ft OFC cord and 24k gold-plated mini phone plug. 1 $\frac{1}{8}$ -in-diameter drivers. Features in-line volume control and stereo/mono switch. Includes phone-plug adaptor. FR 5-23,000 Hz; sens 102 dB; imp 40 ohms. 4.9 oz \$60

HP-J7 Earphones

3.9-ft OFC cord and 24k gold-plated mini phone plug. Features $\frac{1}{8}$ -in, U-shaped bass resonator ducts. Includes cord-winding carrying case. FR 8-25,000 Hz; sens 105 dB; imp 16 ohms. 0.2 oz \$50

HP-A550 Open-Air Headphones

1 $\frac{1}{8}$ -in-diameter double-dome driver units, $\frac{1}{4}$ -in bass-resonator ducts, copper-clad aluminum-wire voice coils, 24k gold-plated plug and plug adaptor. Double earpad \$33
HP-A350. As above, no double earpad \$27

HP-A300 Open-Air Headphones

4 $\frac{1}{4}$ -ft OFC cord with mini phone plug. 1 $\frac{1}{2}$ -in-diameter drivers. Features copper-clad aluminum-wire voice coils. Includes phone-plug adaptor. FR 10-20,000 Hz; sens 97 dB; imp 32 ohms. 1.7 oz \$20

AKG

K1000 Open-Air Headphones

15-ft OFC cable with XL connector and gold-plated contacts. Dynamic MC transducer magnet system; soft-leather earpads; connects to headphone jack of receiver or amplifier. FR 20-20,000 Hz; sens 74 dB; imp 120 ohms; power handling 1,000 mW; THD 0.05%. 10 oz \$895

K340 Headphones

10-ft, 4-conductor cable with 3-conductor, $\frac{1}{4}$ -inch phone plug. 2-way design with fixed-charge electrostatic, MC transducer, and passive diaphragms in each earcup. Connectsto headphone jack of receiver or amplifierspeaker terminals. FR 16-25,000 Hz; sens 88 dB; imp 400 ohms; power handling 200 mW; 13.3 oz less cable \$229



K500 Headphones

10-ft cord and miniplug. MC transducer in each earcup; soft-leather earpads; adaptor included. FR 15-27,000 Hz; sens 94 dB; imp 120 ohms; power handling 200 mW. 8.1 oz \$229

K270S Headphones

10-ft cord and phone plug. MC transducer in each earcup; auto on/off switch; vinyl-covered earpads. FR 20-20,000 Hz; sens 92 dB; imp 75 ohms; power handling 200 mW. 9.5 oz \$209
K270. Similar to above without auto on/off switch \$199

K280. Similar to above; sens 94 dB, 8.8 oz \$199

K400 Headphones

10-ft cord and miniplug. MC transducer in each earcup; fabric-covered earpads. FR 20-26,000 Hz; sens 96 dB; imp 120 ohms; max power 200 mW. 9.5 oz \$189

K240 DF Headphones

10-ft cord and phone plug. Design based on European requirements for reference monitor headphones. FR 15-20,000 Hz \pm 2 dB; imp 600 ohms; sens 88 dB SPL/W/m. 8.4 oz \$169

K240M Headphones

10-ft cord and phone plug. MC transducer and 6 passive radiators in each circumaural cup. FR 15-20,000 Hz; imp 600 ohms; sens 88 dB SPL/W/m. 8.4 oz \$139

K145S Headphones

10-ft cord and phone plug. 2-way electrostatic, semi-open design. FR 20-24,000 Hz \pm 3 dB; max power 200 mW; sens 89 dB SPL/W/m; imp 150 ohms. 6 oz \$129

K-141 Headphones

10-ft, 4-conductor cable and 3-conductor phone plug; semi-open design with MC transducers. FR 20-20,000 Hz; max SPL 120 dB at 0.5% THD; imp 4-600 ohms; 6.8 oz \$119

K45 Headphones

10-ft, 4-conductor cable with combination standard/mini phone plug; lightweight supra-aural design with MC transducers. FR 30-18,000 Hz; max SPL 117 dB at 0.9% THD; matches 4-200 ohm outputs; 2.7 oz \$69

K55 Headphones

9 $\frac{1}{4}$ -ft cable with combination standard/mini phone plugs. CAD/CAM designed supra-aural type with wire-headband construction. imp 4-150 ohm. 3.2 oz \$59

K44 Headphones

6 $\frac{1}{2}$ -ft round cord and phone plug. MC transduc-

er in each earcup; foam/plastic earpads; adaptor. FR 20-24,000 Hz; max power 100 mW; sens 100 dB SPL/W/m; imp 50 ohms. 2.8 oz \$59

K2 Mini Headphones

10-ft cord and mini plug. MC transducer in each earcup; foam/plastic earpads; adaptor. FR 30-18,000 Hz; max power 200 mW; sens 88 dB SPL/W/m; imp 200 ohms. 3.2 oz \$49

K33 Headphones

6 $\frac{1}{2}$ -ft cord and mini plug. MC transducer in each earcup; foam/plastic earpads; adaptor. FR 20-20,000 Hz; max power 100 mW; sens 100 dB SPL/W/m; imp 50 ohms. 2.8 oz \$49

ARKON

IR-500 Infrasonic Cordless Headphone System Works with any TV. Features extended battery life (70 hrs); mic adaptor; audio input/headphone jack. FR 30-18,000 Hz; SN 40 dB; transmitter: 12-V AC/DC adaptor; receiver: 3-V DC battery (alkaline recommended) \$130

IR-200 Cordless Headphone System

Works with any TV. FR 30-18,000 Hz; on/off volume control on headset; monaural mode or synthesized stereo sound \$80

AUDIO-TECHNICA

ATH910 Headphones

$\frac{1}{4}$ -in plug with 9.8-ft cord. Closed-back headphone with 44-mm samarium-cobalt drivers and OFC cable. FR 20-22,000 Hz; imp 4-16 ohms; sens 100 dB SPL/mW; 7.2 oz \$100

ATH909 Headphones

$\frac{1}{4}$ -in plug with 9.8-ft cord. Open-back headphone with 44-mm samarium-cobalt drivers and OFC cable. FR 20-20,000 Hz; imp 4-16 ohms; sens 100 dB SPL/mW; 6.9 oz \$80

ATH908 Headphones

$\frac{1}{4}$ -in plug with 9.8-ft cord. Open-back headphone with 44-mm samarium-cobalt drivers. FR 20-20,000 Hz; imp 4-16 ohms; sens 100 dB SPL/mW; 7.2 oz \$70

ATH611 Headphones

$\frac{1}{4}$ -in plug with 10-ft cord. Open-back headphone with oval earpieces. FR 20-23,000 Hz; imp 4-16 ohms; sens 101 dB SPL/W/m; 9.5 oz without cord \$70

ATH610 Headphones

$\frac{1}{4}$ -in plug with 10-ft cord. Closed-back headphone with oval earpieces. FR 20-22,000 Hz; imp 4-16 ohms; sens 100 dB SPL/W/m; 9.5 oz without cord \$60

ATH609 Headphones

$\frac{1}{4}$ -in plug with 10-ft cord. Open-back headphone with oval earpieces. FR 20-20,000 Hz; imp 4-16 ohms; sens 98 dB SPL/W/m; 9.5 oz without cord \$50

Sound Guard Series

SG440. Hanging earbud. FR 35-20,000 Hz; cord length 45-in; mini plug with $\frac{1}{4}$ -in adaptor; 0.3 oz without cord \$25
SG600CD. Mid-size with closed back. Full-range 40-mm Mylar drivers; FR 20-20,000 Hz; mini-plug with $\frac{1}{4}$ -in adaptor. 2.8 oz \$20

AZDEN

DM-100 Headphones

Gold-plated miniplug and adaptor plug for stan-

HEADPHONES

dard jacks; 2-in drivers; neodymium magnets; copper-clad aluminum voice coils; FR 3-28,000 Hz; max input 1000 mW; sens 106 dB ... \$130

DM-90 Headphones

Gold-plated miniplug and adaptor plug for standard jacks; 1½-in drivers; samarium-cobalt magnets; copper-clad aluminum voice coils; FR 4-26,000 Hz; max input 800 mW; sens 105 dB ... \$100

DM-70. Similar to above, FR 6-24,000 Hz; max input 500 mW; sens 105 dB ... \$80

DM-40. Similar to above, FR 15-22,000 Hz; max input 200 mW; sens 102 dB ... \$80

DSR-88 Earphones

Gold-plated miniplug with adaptor; in-ear design with samarium-cobalt magnets; FR 18-20,000 Hz; max input 100 mW; sens 102 dB \$50

BANG & OLUFSEN

Form I Headphones

Semi-open headphones with mini and phone connector. Features lightweight self-adjusting earpads with tension-relief pads to remove pressure from ear. ... \$130

Form 2 Open-Air Headphones

Mini and phone connector. Features lightweight self-adjusting earpads. FR 20-20,000 Hz ± 3 dB; imp 30 ohms ... \$70

BEYERDYNAMIC

Unless otherwise noted, all Beyerdynamic headphones have standard a phone plug.

IRS 690 Wireless Headphone System

Comprises DT 690 headphones, IS 690 infrared transmitter, and LG-690 power supply. Built-in rechargeable 9 V battery; mono/stereo; volume control. FR 20-20,000 Hz ... \$399

DT 48A Headphones

Audiometric-calibrated, reference headphones for acoustical measurements. FR 16-20,000 Hz; max power 200 mW; imp 5 ohms ... \$349

DT 48 Headphones

10-ft coiled cable and removable ear cushions. FR 16-20,000 Hz ± 2 dB; imp 200 ohms; sens 105 dB SPL with 1-mW input at 1,000 Hz; max power 96.8 mW; 14 oz without cord ... \$330

DT 990 PRO Headphones

Circumaural design with large, low-mass diaphragm. FR equalized to diffuse sound field method. FR 5-35,000 Hz ± 3 dB; imp 600 ohms; max power 100 mW; sens 96 dB at 1 mV/ch at 1,000 Hz. 8 oz ... \$275

DT 990 Headphones. As above, regular construction ... \$225

DT 880 Headphones

10-ft cord. Semi-open circumaural design using rare-earth magnets. FR 5-35,000 Hz ± 3 dB; imp 600 ohms; sens 94 dB SPL with 1-mW input of 1,000 Hz; max power 100 mW ... \$250

DT 880 Headphones. As above, with less cushioning. FR 5-25,000 Hz ± 3 dB ... \$190

DT 770 PRO Headphones

Circumaural design with large, low-mass diaphragm bass-reflex system. FR equalized to diffuse sound-field method. FR 15-30,000 Hz ± 3 dB; imp 600 ohms; max power 100 mW; sens 96 dB at 1 mV/ch at 1,000 Hz. Includes ½-in connector. 9 oz ... \$250

DT 770 Headphones. As above, regular construction ... \$199

DT 109 Headphones with Microphone

Straight or coiled 10-ft cord with modular construction. Dynamic boom mic attached. Available in numerous mic and headphone impedances. FR 30-20,000 Hz ± 3 dB; imp 400 ohms; sens 94 dB SPL with 1-mW input at 1,000 Hz; max power 1,000 mW; 14½ oz with cord . \$233

DT 108 Headphones with Microphone

10-ft coiled or straight cord. Single-muff design with dynamic boom mic. Features modular construction and numerous mic and headphone impedances. Designed for extended wearing. FR 30-20,000 Hz ± 3 dB; imp 400 ohms standard; sens 94 dB SPL with 1-mW input at 1,000 Hz; max power 1,000 mW ... \$205

DT 100 Headphones

Studio headphones with detachable straight or coiled 10-ft cord. Available in numerous impedances; modular construction. FR 30-20,000 Hz ± 3 dB; imp 400 ohms; sens 94 dB SPL with 1-mW input at 1,000 Hz; max power 1,000 mW; 12½ oz with cord ... \$190

DT 96A Headphones

Detachable straight or coiled 10-ft cord. Can be used with or without circumaural ear cushions. FR 30-17,000 Hz ± 3 dB; imp 400 ohms; sens 94 dB SPL with 1-mW input of 1,000 Hz; max power 360 mW; 4 oz without cord ... \$170

DT 550 Headphones

10-ft coiled cord. Semi-open circumaural design. Lightweight adjustable suspension. FR 10-22,000 Hz ± 3 dB; imp 600 ohms; sens 95 dB SPL with 1-mW input at 1,000 Hz; max power 100 mW; 7 oz without cord ... \$165

DT 102 Single-Muff Headphones

For broadcast, recording, and disco cueing. Detachable straight or coiled 10-ft cord. Available in numerous impedances; modular construction. FR 30-20,000 Hz ± 3 dB; imp 400 ohms; sens 94 dB SPL with 1-mW input at 1,000 Hz; max power 1,000 mW ... \$140

DT 220 Headphones

Lightweight closed design with soft circumaural ear cushions. FR 20-20,000 Hz ± 3 dB; imp 400 ohms; sens 102 dB SPL with 1-mW input at 1,000 Hz; max power 100 mW ... \$139

DT 330 MK II Headphones

22-ft cord. Semi-open circumaural rare-earth magnets. LR volume control; FR 15-18,000 Hz ± 3 dB; imp 40 ohms; sens 85 dB SPL with 1-mW input at 1,000 Hz; max power 100 mW ... \$110

DT 340TV. As above, 10 ft. cord and no volume control ... \$93

DT 320 MK II Headphones

10-ft cord with miniconnector and phone plug adaptor. Semi-open circumaural design. FR 20-20,000 Hz ± 3 dB; imp 40 ohms; sens 88 dB SPL with 1-mW input at 1,000 Hz; max power 100 mW; 3¼ oz without cord ... \$95

DT 303TV Headphones

Lightweight design with LR volume controls \$80

DT 325 Headphones

For portable applications. Miniconnector with phone-plug adaptor. FR 20-20,000 Hz; imp 40 ohm; ... \$80

BOOTHE

Jog Man Earphones

Terry cloth with in-ear headphones. Features inner pocket. White only ... \$25

Sweatband Earphones

Sweatband with in-ear headphones. Pink or blue ... \$19.95

CALRAD

Model 15-115 Headphones

6-ft cord with ¼-in plug. Closed back lightweight design. Imp 32 ohms. 6 oz ... \$99

Model 15-148 Headphones

6-ft cord with ¼-in gold plug. Samarium-cobalt magnets. FR 18-22,000 Hz; sens 105 dB SPL/W/m; imp 600 ohms; max input power 300 mW. 6½-oz ... \$64

Model 15-120 Headphones

7-ft cord with ¼-in stereo plug. FR 20-22,000 Hz; sens 105 dB SPL/W/m; imp 40 ohms; max power 100 mW. 6 oz ... \$35

Model 15-116 Headphones

7-ft cord with ¼-in plug. FR 25-20,000 Hz; sens 95 dB SPL/W/m; imp 32 ohms; max power input 100 mW. 6 oz ... \$26

DENON

AH-D950 Headphones

10-ft flat cord with gold-plated miniplug. Features 50-mm vaporized-diamond drivers; neodymium magnets. OFC copper-wire voice coils. Simulated-leather earpads. Includes ¼-in adaptor. FR 2-31,000 Hz; sens 106 dB/mW; 1.5 W max input; imp 30 ohms. 9 oz ... \$150

AH-D750. As above, 50-mm vaporized-titanium drivers, 10-ft linear crystal OFC cord. FR 2-30,000 Hz ... \$125

AH-D650 Headphones

10-ft flat cord with gold-plated miniplug. Features 50mm high-polymer film drivers; neodymium magnets; OFC copper-wire voice coils. Simulated-leather earpads. Includes ¼-in adaptor. FR 3-29,000 Hz; sens 106 dB/mW; 1.2 W max input; imp 35 ohms. 7 oz ... \$100

AH-D550. As above, copper-clad aluminum-wire voice coils. FR 3-28,000 Hz ... \$75

AH-D350. As AH-D550. FR 3-26,000 Hz, sens 104 dB/mW, 0.8 W max input; imp 32 ohms. 7.5 oz ... \$60

AH-D210 Headphones

10-ft high-purity OFC copper-wire flat cord with gold-plated miniplug. Features 40-mm high-polymer film drivers; copper-clad aluminum-wire voice coils. Simulated-leather earpads. Includes ¼-in adaptor. FR 5-26,000 Hz; sens 104 dB/mW; 0.8 W max input; imp 32 ohms. 5.6 oz ... \$50

AH-C53 Earphones

4-ft high-purity OFC cord with L-shaped mini-plug. Closed-type bass-boost baffle design with neodymium magnets. Includes compact storage case/cord reel. FR 10-24,000 Hz; sens 106 dB/mW; 30 mW max input; imp 16 ohms. 0.2 oz ... \$35

AH-C33. As above, samarium-cobalt magnets. FR 18-22,000 Hz ... \$25

GRADO

SR300 Headphones

7-ft round coil with ¼-in phone plug. Adjustable headband; foam-covered ear cup. FR 20-25,000 Hz; sens 94 dB 1 mV/ch; imp 40 ohms. 8 oz ... \$275

SR200 Headphones

7-ft round coil with ¼-in phone plug. Adjust-

HEADPHONES

able headband; foam-covered ear cup. FR 10-25,000 Hz; sens 94 dB 1 mV/ch; imp 40 ohms. 8 oz \$200

SR100 Headphones

7-ft round coil with 1/4-in phone plug. Adjustable headband; foam-covered ear cup. FR 10-30,000 Hz; sens 94 dB 1 mV/ch; imp 40 ohms. 8 oz \$150

JASCO

HE + 476 Headphones

Gold-plated mini plug with 1/4-in adaptor plug and 10-ft cord; full-size ear cushions; 1 1/2-in samarium-cobalt magnets. FR 20-20,000 Hz; sens 104 dB; imp 32 ohms \$38

HE + 484 Headphones

Gold-plated mini plug with 1/4-in adaptor and 6-ft cord; samarium-cobalt magnets. FR 20-20,000 Hz; sens 100 dB; imp 32 ohms \$30

HE + 486 Headphones

Features gold-plated mini plug and 1/4-in adaptor and 9-ft cord; single-entry OFC Litz wire cord. FR 20-20,000 Hz; sens 103 dB; imp 32 ohms \$27

HE + Headphones

Features OFC Litz cord with 1/4-in adaptor. Soft leatherette earpads \$28

HE + 474 Headphones

Gold-plated connectors, 1/4-in adaptor and 6-ft cord. FR 20-20,000 Hz; sens 100 dB; imp 32 ohms \$15.49

HE + 441 Earphones

Gold-plated mini plug and 1/4-in adaptor. FR 18-22,000 Hz; sens 104 dB; imp 32 ohms. Includes short and long cord, carrying case \$13.99

JECKLIN BY MAY AUDIO

JJ Float I Headphones

2 dynamic-drive units with thin-membrane diaphragms. FR 35-20,000 Hz; imp 200 ohms. 9-ft cable; 13 oz \$99

JJ Float II Headphones

2 dynamic-drive units with thinner-membrane diaphragms. FR 30-20,000 Hz; imp 200 ohms. 9-ft cable; 13 oz \$169

JJ Float Electrostat Headphones

Large 3 1/2 x 3 1/2 in membranes. Features thin membranes suspended between 2 electrodes. FR 20-20,000 Hz; imp 4/16 ohms. 1 1/4 ft to energizer; 21 oz \$650

PS-2 Energizer Power Supply. For above, adaptable to any amp. Accommodates 2 sets of headphones \$330

JVC

HA-W70 Cordless Headphones

24-karat gold plug with 7-meter operating range. Features 30-mm moving-coil drivers; auto power off; L/R separate volume control. FR 16-28,000 Hz. 1/2 lb with batteries \$250

HA-D990 Headphones

24-karat gold plug with 3-meter cord. Features 1 1/2-in diaphragms; moving-coil design; samarium-cobalt magnets. FR 5-27,000 Hz; nom imp 65 ohms; sens 106 dB/mW at 1,000 Hz. 1/2 lb \$120

HA-D700. As above, FR 5-28,000 Hz, nom imp 32 ohms, 1/2 lb \$90

HA-D400 Headphones

24-karat gold plug with 2-meter cord. Features moving-coil design; high-polymer diaphragms; 1 1/4-in drivers. FR 20-20,000 Hz; nom imp 23 ohms; sens 97 dB/mW at 1,000 Hz. 1/4 lb .. \$35

HA-D500. As above, 3-meter cord. FR 10-23,000 Hz, nom imp 40 ohms, sens 102 dB/mW at 1,000 Hz. 1/4 lb \$40

HA-D590. As HA-D500, OFC Litz cord. FR 10-26,000 Hz, nom imp 32 ohms. 1/2 lb \$60

HA-D690. As HA-D590, titanium-evaporated diaphragms. FR 8-28,000 Hz, sens 103 dB/mW at 1,000 Hz \$70

KENWOOD

KH-959 Headphone

4 1/2-ft OFC cord. FR 15-25,000 Hz; sens 110 dB/mW. Soft-carrying case \$45

KH-535B Headphone

4-ft cord. FR 18-22,000 Hz; sens 105 dB/mW \$30

KH-535W Headphone

4-ft cord. FR 18-22,000 Hz; sens 105 dB/mW \$30

KOSS

ESP/950 Electrostatic Headphones

Circumaural open-air design; acoustic damping and proprietary semi-conductive material. Includes energizer/amplifier \$2,000

JCK/300 Kordless Headphones

Battery-powered infrared-cordless system with transmitter and modulator. FR 20-20,000 Hz; left carrier frequency, 95,000 Hz, right 250,000 Hz \$275

Pro/450 Headphones. Features dual-element driver and neodymium magnet. FR 10-30,000 Hz \$175

JCK/200-S Kordless Headphones. Circumaural cordless-headphone system with transmitter and AC adaptor. FR 20-20,000 Hz \pm 3 dB .. \$160

Pro/4XL Headphones. Features titanium-coated diaphragm, copper-clad aluminum voice coil. FR 10-25,000 Hz \$130

Pro/99 Headphones. Features anisotropic-ferite magnet. FR 10-20,000 Hz; sens 96 dB SPL/W/m; imp 100 ohms. 10.8 oz \$99

Pro/4AA Headphones. For home and professional use. Features oversized 1-in voice coil. FR 10-22,000 Hz \$99

Pro/4X Plus Headphones. Dual-element design combines rare-earth magnet with piezoelectric element. FR 10-40,000 Hz \pm 3 dB \$90

TNT/88 Headphones

Circumaural design and titanium-nitride diaphragm. Features gold-plug and adapter. FR 15-30,000 Hz; sens 94.5 dB SPL/W/m; imp 60 ohms \$90

Pro/75 Headphones. 4-layer voice coil. FR 10-20,000 Hz \$75

HV/Pro Headphones. Features dual-suspension, 8-ft cord with volume/balance control; 1/4-in adaptor \$75

Pro/4AAA Plus Headphones. Features large voice coils; oversized diaphragm. FR 10-22,000 Hz \pm 3 dB \$70

TNT/77 Open-Air Headphones

Titanium-nitride diaphragms; adjustable temporal pad design. Features gold-plated plug and adaptor. FR 15-20,000 Hz; sens 91.5 dB SPL/W/m; imp 60 ohms \$70

PortaPro Headphones

Supra-aural folding headphones. Features multi-pivoting earcup adjustments. Mini plug and 1/4-in phone plug; 5 ft. cord. 2.5 oz with cord \$50

TNT/66 Headphones

Circumaural design with titanium-nitride diaphragm. Features gold-plated plug and adaptor. FR 20-20,000 Hz; sens 93.5 dB SPL/W/m; imp 60 ohms \$50

HV/1A Plus Headphones

Features low-mass Decilite drivers. Sponge ear cushions; headband with self-adjusting pivoting yokes. FR 15-30,000 Hz \pm 3 dB; THD 0.5% at 100 dB SPL; sens 0.9 V rms for 100 dB SPL. 10-ft cord; 10.1 oz \$50

MAC/7 Headphones

Lightweight design featuring closed-vinyl ear cushions and oversized, soft-vinyl adjustable headband. FR 20-20,000 Hz; sens 95 dB SPL/W/m; imp 60 ohms. 8-ft cord; 5.5 oz \$50

CD/4 Headphones

Lightweight design with titanium-nitride coated diaphragm. Features foam ear cushions; pivoting earcups. FR 20-20,000 Hz; sens 90 dB SPL/W/m; imp 60 ohms. 8-ft cord; 3.3 oz \$45

Porta/Pro Jr. Headphones \$40

TNT/55 Headphones. Features titanium-coated diaphragm; self-supporting voice coil. FR 15-25,000 Hz. Includes 1/4-in adaptor \$40

TD/70 Headphones

Features closed, leatherette ear cushions; volume control on cord. FR 20-20,000 Hz; sens 94 dB SPL/W/m; imp 100 ohms. 10-ft cord; 9.3 oz \$40

CD/3 Headphones

Lightweight design with electrodynamic element. Features soft-vinyl supra-aural cushion; pivoting earcups. Frequency response 15-20,000 Hz; sensitivity 90 dB SPL/W/m; imp 60 ohms. 8-ft cord; 3.6 oz \$35

MAC/5 Headphones

Lightweight design. FR 20-20,000 Hz; sens 95 dB SPL/W/m; imp 60 ohms. 4-ft cord; 1/4- and 1/2-in stereo plugs. 3.4 oz \$30

CS/2 Earphones. In-ear design. Features gold-plated plug and adaptor; matte black carrying case. THD < 1% \$30

CS/1 Earphones. White earbud. Features gold-plated plug, adaptor, carrying case. \$30

TD/50 Headphones

8-ft cord for stereo, VCR, or TV. Features self-adjusting slide bars; washable cushions; mini-mono adaptor; spare cushions. FR 18-20,000 Hz; imp 100 ohms \$25

NS/1 Headphones. In-ear design with transparent wind-up spool protective carrying case. FR 20-20,000 Hz. 3-ft cord \$19.99

TD/60 Headphones. Lightweight circumaural design. Features pivoting earcups; adjustable headband. FR 18-20,000 Hz \$20

HEADPHONES

TD/40 Headphones. Portable supra-aural headphones. Features volume and balance controls; screw-on adaptor. FR 20-20,000 Hz; imp 32 ohms. 2.34 oz \$20

CR/9 Earphones. Sidewinder in-ear design. Features collapsible headband. THD <1% . \$20

TD/30 Headphones. Adjustable headband; pivoting earcups; spare cushions; 1/4-in adaptor; imp 32 ohms. 1.9 oz \$16

CR/8 Headphones. Lightweight design. Features adjustable headband. THD <1% \$15

CR/7 Earphones. Earbud design with detachable headband. THD <1% \$15

CR/6 Earphones. In-ear design with wind-up spool carrying case. THD <1% \$12

TD/20 Headphones. Pivoting earcups; 1/4-in adaptor. 1.7 oz \$10

Light Switch Headphones. Changes color in sun. Made of ethylene-vinyl acetate; changes from pink to deep purple when exposed to ultra-violet rays. FR 20-20,000 Hz; THD <1.5%. 3.5 mm L-plug; 1.5 oz \$9.99

MAXELL

HP-2000 Headphones

OFC cord with gold-plated 1/4-in adaptor. For home and portable listening \$25

HP-1000 Headphones

Gold-plated 1/4-in adaptor. Full-size with soft-ear cushions \$19.99

HP-600 Earphones

1/4-in gold-plated adaptor. Lightweight with replacement foam pads. For portables... \$14.99

HP-500 Headphones

1/4-in gold-plated adaptor. Lightweight with adjustable headband \$14.99

HP-400 Earphone

High-performance earphones contoured to fit in ear for fatigue-free listening. Features replacement earpads; travel pouch \$9.99

HP-300 Headphones

Adjustable earpads. Includes replacement ear cushions; 1/4-in plug adaptor \$9.99

MEMOREX BY MEMTEK

EDM-770 Headphones

Circumaural design with flat cord and 3.5-mm mini plug (including adaptor). FR 5-30,000 Hz; sens 107 dB SPL/W/m; imp 70 ohms. 7 oz . \$120

PSS-100 Headphones. 4 speaker elements and 25-ft cord. Features 2 gold-plated jacks .. \$100

EDM-550 Headphones

Supra-aural design with coiled cord and 3.5-mm mini plug (including adaptor). FR 5-25,000 Hz; sens 102 dB SPL/W/m; imp 60 ohms \$85

EDM-330 Headphones

Supra-aural design with coiled cord and 3.5-mm mini plug (including adaptor). FR 15-22,000 Hz; sens 102 dB SPL/W/m; imp 40 ohms \$60

EDM-110 Headphones

Open-air design with flat cord and 3.5-mm mini plug (including adaptor). FR 5-25,000 Hz; sens 100 dB SPL/W/m; imp 25 ohms \$50

SLS-9 Headphones

Circumaural design with flat cord and 3.5-mm mini plug (including adaptor). Available in arctic white, champagne, and metallic charcoal. FR 20-20,000 Hz; sens 96 dB SPL/W/m; imp 32 ohms \$30

DL-100 Headphones. FR 18-22,000 Hz; sens 102 dB SPL/W/m; imp 32 ohms \$20

Sonic-Lite Series

SL-88 Earphones

In-ear design with samarium-cobalt magnets. Features contoured shape; gold-plated connectors; mini-connector and mini-to-1/4-in adaptor. FR 20-20,000 Hz \pm 3 dB; imp 16 ohms; max power 30 mW; sens 106 dB at 1 mV/ch at 1,000 Hz. 2 oz \$15

SL-90 Headphones

Samarium-cobalt magnets. Features gold-plated connectors; mini-connector and mini-to-1/4-in adaptor. FR 20-20,000 Hz \pm 3 dB; imp 32 ohms; max power 100 mW; sens 100 dB at 1 mV/ch at 1,000 Hz. 0.5 oz \$15

SL-60 Headphones

Lightweight design with adjustable headband. Features soft-ear cushions; 45-in cord; mini plug; mini-to-1/4-in adaptor. FR 50-18,000 Hz \pm 3; imp 32 ohms; max power 100 mW; sens 92 dB at 1 mV/ch at 1,000 Hz. 1.75 oz \$10

NADY

WH-90 Wireless Headphone System

49 MHz radio transmitter/receiver which provides extended range. Includes compact base unit with folding telescopic antenna. Battery powered \$125
Additional headphones \$70/pr

NAKAMICHI

SP-7 Headphones

Lightweight design utilizing 25-micron-thick polyester film with 40.5-mm diameter and 18.3-mm voice coil. FR 20-20,000 Hz; imp 45 ohms; max power 100 mW; 10-ft cable; standard 1/4-in phone plug \$100

NIKKO

NH 500 TX Headphones

Features volume control; adjustable headband. FR 20-23,000 Hz \pm 3 dB; imp 32 ohms; 0.6 % THD at 95 dB SPL; vinyl ear cup covering. 10 oz \$169

NH 200 DD Headphones

10-ft ribbon cord with 3.5-mm mini and 1/4-in phone plugs. Adjustable headband. FR 3-30,000 Hz; imp 42 ohms; sens 101 dB SPL for 1 mW input; max input 300 mW; 0.35 % THD at 95 dB SPL; vinyl ear cup covering. 9 1/2 oz \$84

NH 100 Open-Air Headphones

9-ft ribbon cord with 3.5-mm mini and 1/4-in phone plugs. Adjustable headband. FR 15-20,000 Hz; imp 32 ohms; sens 103 dB SPL for 1 mW input; max input 100 mW; 0.4 % THD at 95 dB SPL; vinyl ear cup covering. 6 1/4 oz \$49

NH 50 Headphones

7-ft round cord with 3.5-mm mini and 1/4-in phone plugs. Adjustable headband. FR 20-20,000 Hz; imp 32 ohms; sens 102 dB SPL for 1 mW input; max input 100 mW; 0.2 % THD at 95 dB SPL; vinyl ear cup covering. 3 1/2 oz \$29

NH 20B Earphones

In-ear design. Round cord with 3.5-mm mini-plug. FR 20-20,000 Hz; imp 32 ohms; sens 100 dB SPL for 1 mW input; max input 100 mW. 1/4 oz \$15

NH 30 DB Earphones

In-ear design. Round cord with 3.5-mm mini-plug. Folding headband. FR 20-20,000 Hz; imp 32 ohms; sens 92 dB SPL for 1 mW input; max input 100 mW. Foam ear cup covering. 1/4 oz \$13

NH 10B Earphones

In-ear design. Round cord with 3.5-mm mini plug. FR 20-20,000 Hz; imp 32 ohms; sens 97 dB SPL for 1 mW input; max input 100 mW; foam ear cup covering. 1/4 oz \$7.99

ONKYO

DP-600 Headphones

Studio-monitor headphones; linear response; soft earpads; 1 1/4-in drivers; closed-housing with open back \$110

DP-400 Headphones

1 1/4-in polymer-film diaphragms; closed housing with open back; neodymium magnets \$70

DP-200 Open-Air Headphones. Lightweight design; 1 1/4-in high-polymer film diaphragms; ferrite magnets \$40

PANASONIC

EAH-X250 Headphones

10-ft cord; 1/4-in stereo plug; mini adaptor. Closed-back, 2-way headphones with 1 1/4-in dome woofers and 1 1/4-in dome tweeters. FR 2-30,000 Hz; sens 106 dB; imp 55 ohms at 1,000 Hz. 10.6 oz \$180

EAH-X150 Headphones

10-ft cord; 1/4-in stereo plug; mini adaptor. Closed-back headphones with 1 1/2-in dome drivers. FR 5-35,000 Hz; sens 107 dB; imp 63 ohms at 1,000 Hz. 4.8 oz \$130

EAH-X120 Headphones

10-ft cord; mini stereo plug with adaptor; 1/4-in plug. Closed-back headphones with 1 1/2-in dome drivers. FR 8-33,000 Hz; sens 107 dB; imp 45 ohms at 1,000 Hz. 4.6 oz \$95

EAH-X80 Headphones

10-ft cord; mini adaptor. Closed-back headphones with 1 1/2-in dome drivers. FR 8-30,000 Hz; sens 105 dB; imp 45 ohms at 1,000 Hz. 4.4 oz \$55

EAH-S24 Open-Air Headphones

4-ft cord; mini plug; 1/4-in-plug adaptor Lightweight headphones with adjustable headband. Sens 100 dB; imp 32 ohms at 1,000 Hz. 1 1/2 oz \$20

EAH-Z9 Earphones

3 1/2-ft cord; mini plug. Lightweight earphones with folding headband and removable speakers. FR 30-20,000 Hz; sens 102 dB; imp 16 ohms at 1,000 Hz. 0.7 oz \$18

EAH-S14 Open-Air Headphones

4-ft cord; mini plug; 1/4-in-plug adaptor. Features adjustable headband. Sens 98 dB; imp 32 ohms at 1,000 Hz. 2 oz \$13

PICKERING

CD-5 Headphones

Lightweight. Features high-velocity element

HEADPHONES

with polyester-film diaphragm and samarium-cobalt magnets. Includes 7½-ft cord with gold-plated plug and mini adaptor. FR 20-20,000 Hz; sens 110 dB SPL/W/m \$80

CD-4 Headphones. Lightweight. 7½-ft cord with gold-plated plug. FR 20-20,000 Hz; sens 110 dB SPL/W/m \$66

CD-2 Headphones. Lightweight. Features samarium-cobalt drivers. Includes 7½-ft cord with standard stereo plug; Y-type 4-conductor cord. FR 20-20,000 Hz \$50

CD-1 Headphones. Intermediate-size elliptical-shaped headphones. Includes 7-ft Y-type cord with gold-plated mini plug and standard adaptor. FR 20-20,000 Hz; sens 105 dB \$35

OA-99P Earphones. 5-ft cord with mini plug and mini ¼-in adaptor. FR 20-20,000 Hz; sens 105 dB SPL/W/m \$30

Featherfone 102 Earphones. FR 20-20,000 Hz; sens 92 dB \$25

OA-88 Headphones
Headband or in-ear wear. Samarium-cobalt drivers; lightweight adjustable headband with replaceable foam cushions. Includes 4-ft cord with mini stereo plug. Sens 98 dB SPL 1 mW at 1,000 Hz; distortion <0.5% at 100 dB SPL; imp 32 ohms at 1,000 Hz; max power 0.05 mW. 0.5 oz without cord \$25

OA-66P Earphones
Features strontium-ferrite magnets; lightweight adjustable headband with replaceable foam-ear cushions. Includes ¼-in adaptor plug and mini plug. FR 20-20,000 Hz; sens 92 dB SPL/mW at 1,000 Hz; distortion <0.5%; imp 32 ohms. 1 oz without cord \$15

PIONEER

SE-M90 Headphones
16-ft cord. Midsize with 32-ohm nom imp. Power handling 1,000-mW max; FR 3-50,000 Hz. 9 oz \$125

SE-M70 Headphones
16½-ft, 5-in OFC cord with gold-plated mini-plug (with phono-adaptor jack). 36-mm ceramic-titanium diaphragms; supra-aural earpad design; wide headband. FR 3-50,000 Hz; sens 103 dB; imp 32 ohms. 9 oz \$105

SE-72 Headphones
16-ft, 5-in OFC Litz cable. Closed, supra-aural design; 40-mm polyethylene diaphragms. FR 3-28,000 Hz. 4.8 oz \$80

SE-M50 Headphones
16½-ft cord with gold-plated mini-plug (with phono adaptor jack). 36-mm ceramic-titanium diaphragms; circumaural earpad design; wide headband. FR 3-50,000 Hz; sens 103 dB; imp 32 ohms. 8.1 oz \$75

SE-62 Headphones
Y-type connector with 10-ft OFC Litz cord and 2-way nickel-coated plug. Closed design with 32-mm diaphragms; adjustable headband. FR 8-25,000 Hz; sens 103 dB; imp 28 ohms. 4.2 oz \$63

SE-205 Headphones
8-ft connection cord. Adjustable headband. FR 20-20,000 Hz; max input 500 mW. 1 lb \$48

SE-52 Open-Air Headphones
Y-type connector 8-ft OFC Litz cord. 30-mm

polyethylene diaphragms. 3.7 oz \$47

SE-C5P Headphones
Y-type connector with 6-ft OFC Litz cord and 2-way nickel-coated plug. Open design with 38-mm diaphragms; adjustable headband. FR 12-22,000 Hz; sens 100 dB; imp 40 ohms. Day-Glo pink. 2.6 oz \$40
SE-C5Y. As above, Day-glo yellow \$40

SE-32 Open-Air Headphones
Y-type connector with 8-ft OFC Litz cord. Large aperture. FR 12-22,000 Hz; sens 96 dB 1 mV/ch; max input 100 mW. 3.3 oz \$38

SE-22 Open-Air Headphones
Y-type connector 6½-ft OFC Litz cord and 2-way nickel-coated plug. 38-mm diaphragms; adjustable headband. FR 30-18,000 Hz; sens 96 dB; imp 36 ohms. 2.2 oz \$32

SE-12 Open-Air Headphones
Y-type connector with 5-ft OFC Litz cord and 2-way nickel-coated plug. 28-mm diaphragms; adjustable headband. FR 80-22,000 Hz; sens 94 dB; imp 30 ohms. 2.1 oz \$23

REALISTIC BY RADIO SHACK

PRO-70 Headphones. Soft-cushioned earcups; volume control in cord. FR 15-25,000 Hz; 8-ft OFC cable \$70

PRO-60 Headphones. Variable-density ear cushions with 10-ft coiled cord. Includes ¼-in phone plug. THD <0.5%; <8 oz \$50

PRO-25 Headphones. OFC cable; in-line volume control; cushioned cups. FR 15-25,000 Hz . \$40

LV-10 Headphones
Vented-back with 2-in drivers and 10-ft coiled cord. Features foam earpieces; soft vinyl-covered headband with self-adjusting yokes. THD 0.5%; imp 4-16 ohms; ¼-in plug \$40

Nova-66 Headphones. Features in-line volume/balance control; foam ear-cups, adjustable headband. 10-ft coiled cord; ¼-in plug \$35

Nova-55 Headphones. Samarium-cobalt magnets; mini plug. Max power 5 V; FR 20-20,000 Hz ± 3 dB; imp 3.2-600 ohms. 3 oz \$30

Nova-40 Headphones. Features soft-cushion earcups; padded adjustable headband. 3½-in drivers and 10-ft coiled cord. Imp 4-16 ohms. ¼-in plug \$25

Nova-45 Headphones. ¼-in plug adaptor and rare-earth magnets and 6½-ft cord. Max power 40 mW; FR 20-20,000 Hz ± 10 dB; imp 32 ohms. 3.3 oz \$25

Nova-53 Headphones. 6½-ft cord, ¼-in plug. FR 50-20,000 \$20

Nova-10 Headphones. 2-in drivers; adjustable vinyl headband with cushioned earpads. 6½-ft cord, ¼-in plug \$18

Nova-37 Headphones. Folding headband; samarium-cobalt magnets; mini plug \$16

Nova 36 Headphones. Fold-up headphones with foam pads; flexible 4-ft, 2-oz cord with ¼-in mini plug \$9

Nova-34 Headphones. Imp 32 ohms; FR 40-20,000 Hz ± 3 dB; max power 100 mW; mini plug; 4-ft cord; 3 oz \$6

RECOTON

HTS Series

HTS-90 Headphones
8-ft dual entry cord with gold-plated phone plugs. 1½-in samarium-cobalt magnets; titanium diaphragm; aluminum voice coils; OFC wiring. FR 5-30,000 Hz; sens 98 dB; imp 40 ohms. Rosewood ear cups \$150

HTS-80 Headphones
8-ft single entry cord with gold-plated phone plugs. 1½-in samarium-cobalt magnets; titanium/mylar diaphragm; aluminum voice coils; OFC wiring. FR 10-30,000 Hz; sens 102 dB; imp 40 ohms \$100

HTS-60 Headphones
8-ft dual entry cord with gold-plated phone plugs. 1½-in samarium-cobalt magnets; titanium diaphragm; aluminum voice coils; OFC wiring. FR 10-30,000 Hz; sens 102 dB; imp 40 ohms \$86

HTS-50 Earphones
3.3-ft dual entry cord with gold-plated mini phone plugs and OFC wiring. Includes extra ear cushions and storage case. FR 18-22,000 Hz; sens 104 dB; imp 16 ohms \$40

Pro Series

Pro-75 Headphones
9-ft dual entry cord with gold-plated phone plugs. 1½-in samarium-cobalt magnets; mylar diaphragm; OFC wiring. FR 18-22,000 Hz; sens 104 dB; imp 32 ohms \$40

Pro-65 Headphones
9-ft dual entry cord with gold-plated phone plugs. 1½-in ferrite magnets; mylar diaphragm; OFC wiring. FR 20-22,000 Hz; sens 102 dB; imp 32 ohms \$35

Pro-45 Open-Air Headphones
8-ft dual entry cord with gold-plated phone plugs. 1½-in samarium-cobalt magnets; mylar diaphragm; OFC wiring. FR 18-22,000 Hz; sens 98 dB; imp 32 ohms \$25

Pro-35 Headphones
9-ft dual entry cord with gold-plated phone plugs. 1½-in ferrite magnets; mylar diaphragm; OFC wiring. FR 20-22,000 Hz; sens 100 dB; imp 32 ohms \$25

Pro-25 Headphones
5-ft single entry cord with gold-plated phone plugs. 1½-in samarium-cobalt magnets; mylar diaphragm; OFC wiring. FR 18-22,000 Hz; sens 100 dB; imp 32 ohms \$25

Pro-44 Earphones
4-ft dual entry cord with gold-plated phone plugs. ¾-in ferrite magnets; mylar diaphragm; OFC wiring. FR 20-20,000 Hz; sens 100 dB; imp 32 ohms \$20

RHAPSODY BY ALARON

RY-251 Headphones
Compact headphone buds; coil-up storage and carrying case; standard stereo jack and mini-plug adaptor. FR 12-24,000 Hz; sens 108 dB SPL/W/m; imp 18 ohms at 1 kHz \$15

RY-252 Headphones
Adjustable and folding headband; standard stereo plug and miniplug adaptor. FR 16-22,000 Hz \$15

HEADPHONES

RY-245 Headphones

1/4-in stereo adaptor plug; 3 1/2-mm mono adaptor plug; 2 extra sets of earpads \$10
RY-242. As above without accessories. \$5

SENNHEISER

HE/HEV 90 Electrostatic Headphones

Circumaural electrostatic headphone features glass diaphragm with gold-vapor-deposit coating; wood/epoxy-laminate ear cups; 400-W tube amp with built-in D/A converters \$8,000

HDC 450 Active-Noise-Cancellation Headphone

Uses active feed-forward servo mechanism to attenuate frequencies from 100-800 Hz by 10 dB. Belt-clip battery power supply accepts 1/4-in mini-plug adaptor \$899

HD 540 Gold Open-Air Headphone

10-foot stranded-steel cable with 24-karat gold 1/4-inch stereo plug. Limited-edition matte-black design. FR 16-25,000 Hz; sens 94 dB SPL/W/m; THD 0.4%; 8.7 oz \$359

HDI 234 HiDyn Wireless Headphone

Features volume slide controls for L/R channels; three-position switch for stereo, mono ch 1 and mono 2. HiDyn NR system. Notch-adjustable headband. FR 20-20,000 Hz \$289
SI 234. Transmitter for above with 12 infrared diodes and overmodulation display. Compatible with any hi-fi unit or stereo TV via universal plug connector PX-1. FR 20-20,000 Hz . . . \$295

HD 560 Open-Air Headphone

3-mm steel cable. Features neodymium-ferrous magnet system; aluminum driver coil; dome damped silk diaphragm. Imp 300 ohms; sens 84 dB SPL/W/m; THD 0.2%. 8.75 oz \$279

HD 250 Headphones

Closed-cushion design with resonance-free transmission. FR 16-25,000 Hz; sens 94 dB SPL/W/m; THD 0.2%; imp 600 ohms. 8.7 oz . . . \$239

HD 25 Headphones

Supra-aural design with 10-ft cord. FR 16-30,000 Hz; sens 105 dB SPL/W/m; THD 0.5%; imp 70 ohms. 5 oz \$229

HD 540 Open-Air Headphones

Features integral acoustical silk damping diaphragm; FR 16-25,000 Hz; sens 94 dB SPL/W/m; THD 0.4%; imp 600 ohms. 8.7 oz \$199

HD 530 Headphones

Supra-aural design with 10-ft cord. FR 20-25,000 Hz; sens 94 dB SPL/W/m; THD 0.3%; imp 600 ohms. 8.3 oz \$189

HDI2S 405 Wireless Headphones

Features transmitter that plugs into headphone jack of any receiver or amp; volume control; rechargeable battery. FR 50-8,000 Hz. 2.9 oz \$179
SI2S. Transmitter for above. FR 40-12,000 Hz \$179

HD 520 Open-Air Headphones

Features neodymium-ferrous magnet structure. FR 18-22,000 Hz; sens 94 dB SPL/W/m; THD 0.3%; imp 600 ohms. 7.5 oz \$169

HD 490 Headphones

Supra-aural design with 10-ft cord. FR 18-22,000 Hz; sens 94 dB SPL/W/m; THD 0.1%; imp 70 ohms. 4.8 oz \$129

HD 480 Open-Air Headphones

10-ft steel-stranded cable; 1/4-in phone adaptor.

Features neodymium iron magnets; cushioned headband. FR 18-22,000 Hz; sens 94 dB SPL/W/m; THD <1%; imp 70 ohms. All components replaceable. 4.6 oz \$119

HD 450 Studio Headphones

Supra-aural design with 10-ft cord. FR 20-20,000 Hz; sens 94 dB SPL/W/m; THD 1%; imp 600 ohms. 4.8 oz \$99

HD 450 Headphones

10-ft stranded-steel cable; 1/4-in adaptor. Features neodymium iron magnets. FR 20-20,000 Hz; sens 94 dB SPL/W/m; THD <1%; imp 70 ohms. Components replaceable. 4.6 oz . . . \$99

HD 55 Headphones

4-ft cord; 1/4-in phono plug. Supra-aural mini headphone with neodymium-ferrous drivers. FR 18-20,000 Hz; sens 105 dB SPL/W/m; THD 0.1%; imp 32 ohms \$69

HD 40 Headphones

Supra-aural design with 4-ft cord. FR 22-18,000 Hz; sens 90 dB SPL/W/m; THD <1%; imp 50 ohms. 2.1 oz \$59

HD 35 Headphones

4-ft cord; 1/4-in phono plug. Supra-aural mini design with neodymium-ferrous drivers. FR 30-18,500 Hz; sens 105 dB SPL/W/m; THD 0.1%; imp 32 ohms \$49

STANTON

SRS-275 Headphones

Semi-open design. Max power input <0.5%; FR 5-22,000 Hz; sens 101 dB at 1 mW; imp 100 ohms. 10-ft 4-lead coil conductor; 1/4-in stereo plug; 8.6 oz \$160

SRS-265 Headphones

Features patented independently suspended earcup design for comfort. FR 5-22,000 Hz; sens 96 dB at 1 mW; imp 100 ohms; max input 100 mW; distortion <0.5% at 1,000 Hz. 1/4-in plug; 8.6 oz \$135

Model 45M/MC Headphones/Microphone

Designed for DJ and studio use. Single-sided closed-ear design. Unidirectional microphone mounted from headphone. FR 20-18,000 Hz; sens 96 dB at 0.7 V; imp 400 ohms. Mic: FR 25-12,000 Hz; sens 1.2 mV/Pa at 1 kHz/1 m. Adjustable metal headband covered with soft-padded vinyl. Includes 12-ft dual-straight cord with two 1/4-in plugs \$125

ST-10 Closed-Back Headphones

7-ft y-type flat-ribbon cord with gold-plated mini plug; 1/4-in gold-plated adaptor. FR 10-20,000 Hz; sens 98 dB min at 1 mW; imp 50 ohms \$110

SRS-225 Headphones

Semi-enclosed with moving-coil driver. Features adjustable ratchet-type headband with spring suspension. FR 10-22,000 Hz; sens 94 dB at 1 mW; imp 100 ohms; max input 100 mW; distortion <0.5% at 1,000 Hz. 10-ft cord with 1/4-in plug; 8.6 oz \$80

Model 35M/SR Disco Headphones

Shoulder-rest single-cup headphone designed for DJ use. Features samarium-cobalt magnets; soft foam-filled, leather-like ear cushion. Max input 0.25 W; FR 20-20,000 Hz; imp 100 ohms. 3.8 oz \$70

ST-Surround Headphones. FR 20-20,000 Hz, sens 103 dB at 1 mW; imp: surround 50 ohms,

stereo 32 ohms \$70

SRS-215 Headphones

Semi-enclosed design with moving-coil driver. Features adjustable ratchet-type headband with spring suspension. FR 20-22,000 Hz; sens 98 dB at 1 mW; imp 50 ohms; max input 100 mW; distortion <0.5% at 1,000 Hz. 10-ft cord with mini-plug and 1/4-in phono-type screw-on adaptor; 8.6 oz \$60

Model 35M/HB Open-Air Headphones

Single-cup design for disco use. Features samarium-cobalt magnet. Max power input 0.25 W; FR 20-20,000 Hz \pm 3 dB; sens 110 dB at 1 mW at 1,000 Hz; imp 100 ohms. 1/4-in connector; 3.8 oz \$60

ST-3 Open-Air Headphones

Full-isolation cushions; 2-in drivers; samarium-cobalt magnets. Max power 100 mW; FR 20-20,000 Hz \pm 3 dB; sens 112 dB at 1 mW/ch at 1,000 Hz; imp 32 ohms. CD ready. Mini 1/4-in adaptor; 5 oz \$40

ST-2 Headphones

1 1/2-in drivers; adjustable headband. Max power 100 mW; sens 100 dB at 1 mW/ch at 1,000 Hz; imp 32 ohms. 7 1/2-ft y-type 4-conductor cord; 1/2-in to mini adaptor; 5 oz \$30

ST-1 Headphones

1 1/2-in drivers; adjustable headband. Max power 100 mW; FR 25-20,000 Hz \pm 3 dB; sens 110 dB at 1 mW/ch at 1,000 Hz; distortion <0.5% at 110 dB; imp 32 ohms. Soft black-vinyl-covered foam ear cushions. 7 1/2-ft y-type 4-conductor cord; 1/4-in plug; 5 oz \$25

TECHNICS

EAH-X15 Headphones

Features flat-disc diaphragm; copper-clad voice coils; samarium-cobalt magnets; mini-plug; standard headphone adaptor \$120

UHER OF AMERICA

W765A Headphones

Half-open design with 3-m cable. Features auto strap adjustment; gimbal ear cups. FR 16-20,000 Hz; SPL 94 dB SPL/W/m; imp 600 ohms; nom loading capacity 200 mW; THD 1%. 330 g \$101

W 766A Headphones

Lightweight design with 8-ft coiled cord. Adjustable headband. FR 20-20,000 Hz; imp 200 ohms at 1,000 Hz. 2.2 oz \$101

YAMAHA

YHD-2 Headphones

Foldable headphones. Features mini connector; phone connector. FR 20-20,000 Hz \pm 3 dB; imp 125 ohms; max power 1,000 mW; SPL 100 dB/W/m (109 dB/V) \$60
YHD-3. Similar to above. 97 dB/W/m \$40

The listings are based on data provided by the manufacturers. For more product information, contact an authorized dealer or the manufacturer directly. Manufacturers' addresses and phone numbers are listed in the directory beginning on page 243.

CABLES & CONNECTORS

ACROTEC

Model 6N-A2030 Speaker Cable

Features pure copper conductor with gold plated connectors; PVC and polypropylene inner sheath coating. Capacitance 50 pF/m; resistivity 35 mohm/m \$200/m pr

Model 6N 1040 Speaker Cable

Features pure copper conductor in PVC coating. Capacitance 137 pF/m; resistance 3.4 ohm/m; 10-gauge \$30/ft

Model 6N-1010 Speaker Cable

Features pure copper with two conductors in PVC liner and outer jackets. Imp 9.2 ohms; capacitance 101 pF/m; 14-gauge \$15/ft

Model 6N S1030 Speaker Cable

Solid core cable features pure copper conductor in PVC-coated fiber jacket. Capacitance 15 pF/m; resistivity 3.4 ohm/m \$6/ft

AMERICAN HYBRID TECHNOLOGY

AHT Ultra Resolution Interconnects

OFc with 24K gold plating; not compatible with RCA, but fits oversize WBT plugs. 1-m \$350
1.5-30 m \$370-670

APATURE

CL-2-16 Custom Installation Wire. For multi-room installations; 16 gauge.

4-conductor \$1.25/ft
2-conductor \$0.60/ft

SP-518 Speaker Cable. Seven-wire rope-type design; 12-gauge; 21 pF per foot \$1/ft
SP-134. Same as above, 16-gauge \$0.50/ft
SP-87. 18-gauge wire \$0.25/ft

Gold-Plated Connectors

Features copper-brass base with nickel-coating and gold-plating.


Dual Solderless Banana. Gold \$10 ea
Solderless Spade. Gold \$4 ea
4-pk \$15
Solderless Banana. Gold \$4 ea
4-pk \$15
Solderless Pin. Gold \$2.50 ea
Flexi-Pin. With insulator \$2.50 ea
Single Body Banana. With insulator. Gold \$2 ea
Spade. With insulator. Gold \$1 ea
Pin. With insulator. Gold \$1 ea

RCA-Type Connectors

90° RCA Adaptor. Right-angle gold-plated female-to-male adaptor; 2-pk \$12
Accu-RCA-Teflon-Split Center Pin \$10
Black Beauty. 5-micron gold and Teflon \$5 ea
Pro Phone Plug. 1/4-in \$5 ea
Solderless RCA. Gold \$3 ea
Large RCA. Gold. 5 or 6 mm \$2.50 ea

Speaker Cables

Accusound Twin. Silver. Eight solid-core silver-plated conductors; capacitance 18 pF/ft \$12/ft
Accusound. Silver-Teflon \$5/ft
Signature 500. 518-strand 12-gauge; polyethylene and polypropylene insulation \$3/ft
BI-Wire Ribbon. 16-gauge \$1.25/ft
SP-518. Accu-Flow. 7-wire rope-lay 12-gauge; capacitance 21 pF/ft \$1/ft
CL-2 4 Conductor. With foil \$1.50/ft
CL-2. With foil. UL 105°; 16-gauge \$0.75/ft
SP-134. Rope-lay 16-gauge low-capacitance design. Clear or neon pink \$0.60/ft
SP-82. 82-strand 18-gauge low-capacitance design. Clear or neon lime \$0.30/ft



Interconnect Cables

Accusound. Silver Teflon. Dielectric; Magnetically shielded. Black. 2-m length \$140
1-m length \$100
1/2-m length \$85
Accusound. Silver-Teflon \$5/ft
BL-2 Balanced-Line Poly. Dielectric; magnetically-shielded. 2-m length \$70
1-m length \$60
1/2-m length \$50
BL-2 Balanced-Line Poly \$2.50/ft
AV-Plus. Pure copper dielectric. Red, blue, or brown. 2-m length \$50
1-m length \$40
AV-Plus Twin. Red, blue, or brown \$4/ft
AV-Plus Single. Red, blue, or brown \$2/ft
A/V Poly. Dielectric insulation. Gold end. 2-m length \$35
1-m length \$30
1/2-m length \$25
AV-Poly Foam Twin. Clear or neon pink \$2/ft

AUDIO NOTE

The following products are distributed by Sounds Like Music.

Pure-Silver Interconnects

AN-CD01. Includes AN plugs. 1-m set \$2,250
AN-DD01. Includes RCA plugs \$1,000/m
AN-VX. Quasi-balanced configuration. 2-m pr \$1,800
1 1/2-m pr \$1,400
1-m pr \$950
1/4-m pr \$750
1/2-m pr \$550
AN-V. Quasi-balanced configuration. 2-m pr \$600
1 1/2-m pr \$515
1-m pr \$375
1/4-m pr \$300
1/2-m pr \$200
AN-S. Quasi-balanced configuration. 2-m pr \$400
1 1/2-m pr \$325
1-m pr \$225
1/2-m pr \$155

Pure-Copper Interconnects

AN-C. Quasi-balanced. 2-m pr \$175
1 1/2-m pr \$150
1-m pr \$125
1/2-m pr \$100
AN-A. Quasi-balanced. 2-m pr \$80
1-m pr \$60
1/2-m pr \$50

Pure-Silver Speaker Wire

AN-SPX. 20 strand in multicoated polyurethane \$175/ft

AN-SP. 15 strand in multicoated polyurethane \$60/ft

Pure-Silver Tonearm Wire

AN-AI. Polyurethane-coated litz \$12.50/ft

Pure-Copper Speaker Wire

AN-B. 2 conductor, non-litz \$8/ft

AUDIOPRISM

Ultima Cable

RF-shielded cable with 100% Teflon insulation. OFc, silver-coated wire; precision-machined connectors with solderless compression fit. 0.5-3 m \$130-\$280/set
Ultima RCA Connectors. Gold-plated brass. No nickel used in plating \$18/pr

AUDIOQUEST

Interconnect Cable

Diamond Hyperlitz. High-purity solid-silver strands separated by Teflon rods and wrapped around Teflon core. Available with welded, gold-plated RCA plugs or XLR plugs. 1-m pr \$600.
Other lengths, add or subtract per m-pr ... \$450

Lapis Hyperlitz. Teflon-insulated solid-silver strands. Available with welded, gold-plated RCA plugs or XLR plugs. 1-m pr \$400.
Other lengths, add or subtract per m-pr ... \$250

Emerald Hyperlitz. Teflon-insulated high-purity copper strands. Available with welded, gold-plated RCA plugs or XLR plugs. 1-m pr \$250.
Other lengths, add or subtract per m-pr ... \$100

Quartz Hyperlitz. Four polypropylene-insulated pure-copper 6N conductors. Available with welded, gold-plated RCA plugs or XLR plugs. 1-m pr \$150
Other lengths, add or subtract per m-pr ... \$60

Ruby Hyperlitz. Four polypropylene-insulated high-purity-copper conductors. Available with gold-plated RCA plugs or XLR plugs. 1-m pr \$90
Other lengths, add or subtract per m-pr ... \$24

Topaz Hyperlitz. Four polypropylene-insulated solid-OFHC conductors. Gold-plated RCA plugs. 1-m pr \$50
Other lengths, add or subtract per m-pr ... \$10

Turquoise Hyperlitz. Four insulated solid-OFHC conductors. Gold-plated RCA plugs. 1-m pr \$30
Other lengths, add or subtract per m-pr \$6

Speaker Cable

Dragon Hyperlitz. Solid-silver conductors spiraled in Hyperlitz configuration (+ \$95/pr prep) \$150/ft

Clear Hyperlitz. High-purity solid-copper conductors spiraled in Hyperlitz configuration (+ \$95/pr prep) \$50/ft

Jade Hyperlitz. High-purity solid-copper conductors spiraled in Hyperlitz configuration (+ \$65/pr prep) \$25/ft

Cobalt Hyperlitz. High-purity solid-copper conductors spiraled in Hyperlitz configuration (+ \$65/pr prep) \$15/ft

Midnight Hyperlitz. Long-grain solid-copper conductors spiraled in Hyperlitz configuration (+ \$50/pr prep) \$7.50/ft

Indigo Hyperlitz. Ten polyethylene-insulated

CABLES & CONNECTORS

solid-OFC conductors in spiraled configuration (+ \$40/pr prep)\$2.95/ft

F-88. Eight long-grain, solid-copper conductors in flat cable (black or white)\$4.50/ft

F-18. Eight solid-OFC conductors in flat cable (brown or white)\$1.50/ft

Type 4. Four polyethylene-insulated solid-OFC conductors in spiraled configuration ...\$1.95/ft

Type 2. Two 3-strand OFHC conductors in spiraled configuration\$0.98/ft

F-14. Four solid-OFC conductors in flat cable (blue or white)\$0.75/ft

AUDIOSTREAM

TimeLine Speaker Cable. High-purity copper cable in phase-coherent helical spiral array. High power transfer. 6-conductor\$1.49/ft
4-conductor\$.99/ft
2-conductor\$.49/ft

Ultraline Speaker Cable. High-purity copper cable with multistand superflexible parallel conductors\$.99/ft

BOULDER

Balanced Cables

Gold-plated 3-pin male to 3-pin female in lengths from 6-75 ft\$149/pr-\$383/pr

Speaker Cables

For use with Boulder power amps only. Also available with gold spade connectors on one or both ends. In lengths from 6-25 ft, stacking banana both ends, coaxial\$199/pr-\$493/pr

Interconnect Cables

With gold-plated RCA connectors. 8-in to 6-ft\$96-\$137

CALRAD

Stereo Audio Cables

55-1010G. Gold-plated. RCA-type pin plugs on each end. Polarized and dual shielded. 3-ft/pr\$2.45
55-1015G. As above, 25-ft/pr\$4.60
55-1013G. As above, 15-ft/pr\$3.60
55-1011G. As above, 6-ft/pr\$2.70

55-1003. Gold-plated RCA-type back-to-back plug. 6-ft/pr\$3.45
55-1004. As above, 15-ft/pr\$4.35
55-924. Dual shielded RCA-type pin plugs on each end. Polarized. One pair per pack. 1 foot/pair\$1.53 ea
55-1002. As above, 25-ft pair\$4.35 ea
55-1001. As above, 20-ft pair\$3.25 ea
55-1000. As above, 10-ft pair\$2.25 ea
55-999. As above, 6-ft/pr\$1.90 ea
55-998. As above, 4-ft/pr\$1.75 ea
55-923. As above, 2-ft/pr\$1.65 ea

CANTON

Cantolink Speaker Cable

Model 60. 2 $\frac{3}{4}$ in\$3/ft
Model 40. 1 $\frac{1}{2}$ in\$2/ft
Model 25. 1 in\$1/ft
Model 15. $\frac{3}{4}$ in\$1/ft

CARVER

CBL SytemLink Cable

100-m of 6 conductor cable\$200

CELLO

Cables

20-ft Speaker Harness Cables\$300 ea

CHORD

The following products are distributed by Naim Audio. All are 6-ft long except for X42PG, which is 4 ft.

PP4G. 4 gold-plated RCA to 4 gold-plated RCA\$145
MONG. gold-plated RCA to gold-plated RCA\$112
X54PG. 5-pin DIN to 4 gold-plated RCA . \$109
2NPG. 2 b.n.c. to 2 gold-plated RCA\$102
PP2G. 2 gold-plated RCA to 2 gold-plated RCA\$95
X32PG. 5-pin DIN to 2 gold-plated RCA .. \$79
X42PG. 4-pin DIN to 2 gold-plated RCA .. \$79
X32J. 5-pin DIN to 2 mini jacks\$74

DB SYSTEMS

DBP-12X Audio Cable

10-m length of low-capacitance (400 pF) interconnect cable; gold-plated plugs\$95
1-m length\$49

Gold-Plated Connectors

DBP-13JR. $\frac{1}{8}$ -in gold-plated phono jacks (8 pk)\$30
DBP-13PM. Gold-plated phono plugs, 4 red, 4 black\$30
DBP-9AU. Banana plugs. 8 gold-plated, solderless\$25
DBP-13PX. Phono plugs (2 pk)\$19.95
DBP-13P. Phono plugs (8 pk)\$17.95
DBP-9P. Dual-banana plugs (2 pk)\$17.95
DBP-9J. Dual-banana jacks (2 pk)\$17.95
DBP-13J. $\frac{1}{8}$ -in gold-plated phono jacks (8 pk)\$15.95
DBP-13JC. Gold-plated phono jacks (8 pk)\$15.95
DBP-15. Y-Adaptors (2 pk)\$12.95
DBP-16. 12-dB input attenuator\$12.95
DBP-17. Phono coupler (2 pk)\$12.95
DBP-14. Spade lugs (8 pk)\$5.95
DBP-9H. Banana handles. 4 red, 4 black \$3.50

DISCWASHER

Gold-Ens A/V Cables. Provides low capacitance with heavy gold-plated connectors and molded-nylon insulating sleeves. Available in 2- and 3-strand configurations in 1m to 5m lengths\$14.95-25

Gold Ends Interconnect Cable.

Double-strand RCA-style cable with gold-plated ends and pure-copper conductors. Available in 2- and 3-strand configurations in 1 m to 5 m lengths\$14.95-\$21

DLC

A/V Cable

Gold-plated and dual-RCA cables and connectors. 1- to 25-ft\$.70-\$14.95

Audio Cable

A variety of cables are available, including DIN, RCA, mini, and gold-plated jacks, plugs, and adaptors\$.50-\$5.95
Plug to stripped and tinned leads. 6-ft.... \$.50

Y-Cord Adaptors

CAY-6. $\frac{1}{4}$ -in phone plug-to-two $\frac{1}{4}$ -in phone jacks\$1.80
CAY-4. mini plug-to-2 RCA plugs\$1.00

CAY-5. mini plug-to-2 mini jacks\$1.00
CAY-1. mini plug-to-2 RCA plugs\$.90
CAY-2. RCA jack-to-2 RCA plugs\$.75
CAY-3. RCA plug-to-2 RCA jacks\$.75

EAGLE CABLE

The following products are distributed by Eurotek Audio.

Speaker Cable

SilverLine

Underminated cable comprising OFC and pure silver strands with separated feeds for low, mid, and high frequencies.

Model 32999. 2 x 10 mm; 5,208 strands ..\$26/m
Model 32600. 2 x 6 mm; 3,150 strands \$14.50/m
Model 32400. 2 x 4 mm; 2,072 strands ...\$9/m
Model 32250. 2 x 2.5 mm; 1,302 strands ..\$6/m

ChorusLine

Similar to SilverLine, except utilizes mixed conductors.

Model 32602. 2 x 6.22 mm\$16/m
Model 32403. 2 x 4.02 mm\$13/m
Model 32252. 2 x 2.52 mm\$7/m

TransmissionLine

Triple mix conductor for biwiring or biamping; uses multigauged copper and copper with silver plating conductors.

Delta Series\$21/m
Alpha Series\$8/m-\$18/m
Gamma Series\$5/m-\$10/m

SkyLine

Similar to SilverLine except copper instead of silver. Available in assorted colors. Underminated.

Model 31999. 2 x 10 mm; 5,208 strands ..\$15/m
Model 31600-31606. 2 x 6 mm; 3,150 strands\$8/m
Model 31400-31409. 2 x 4 mm; 2,072 strands\$4.75/m
Model 31250-31259. 2 x 2.5 mm; 1302 strands\$3.25/m

High Standard

Multigauged wire combinations in a flexible jacket.

Underminated from spool\$0.60/m-\$3/m

Interconnect Cable

NF Component Power

Features double-screened hollow waveguide and pure single-crystal OFC.

Model 38700. 0.70-m pr\$127
Model 38600. 0.75-m pr\$118
Model 33070. From spool\$35/m
Model 33060. From spool\$30/m

NF Audio Cable

Parallel symmetrical construction.

Model 38650. 0.70-m pr\$122
Model 33065. From spool\$32/m

NF Component Power OFC

Comprises 3 different, partly lacquered, insulated multi-gauged networks to handle all frequencies.

Model 38500. 0.75-m pr\$112
Model 33050. From spool\$18/m
Model 33021. Earth conductor; from spool\$6/m
Model 33020. Coaxial; from spool\$5.50/m

NF Component Power OFC - Silverleader

Double-screened hollow waveguide with pure silver plating.

CABLES & CONNECTORS

Model 38400. 0.70-m pr \$105
 Model 33040. From spool \$16/m

NF Component Power OFC - Greenleader
 Hollow waveguide, coaxial design with plastic screening.

Model 38300. 0.70-m pr \$99
 Model 33030. From spool \$11/m

NF Component Power OFC - Blueleader
 Similar to Greenleader, except flexible and smaller.

Model 38255. 1.5-m pr \$105
 Model 38250. 0.70-m pr \$95
 Model 33025. From spool \$10/m

NF Component Power OFC - Silverflex
 Low-capacitance coaxial cable design. OFC copper with silver-plated strands.

Model 38235. 1.5-m pr \$82
 Model 38230. 0.75-m pr \$65
 Model 33023. From spool \$9.75/m

Special Audio Connection Cable
 Model 38225. 1.5-m pr \$43
 Model 38220. 0.75-m pr \$37
 Model 33022. From spool \$6.25/m

NF High Standard
 Low-capacitance coaxial cable design. OFC copper with silver-plated strands.

Model 33003. Single core, screened, symmetrical; from spool \$6/m
 Model 33004. Single core, screened; from spool \$4/m
 Model 33001. Two-core, screened; from spool \$3/m

Special Tape Deck Pack
 4-core, 4.5-mm cable with Black-Line RCA connectors.

Model 35475. 0.75-pr \$45

Special Audio Connection Pack
 2-core, 6-mm with Gold-Line RCA connectors.

Model 35205. 5.0-m pr \$65
 Model 35203. 3.0-m pr \$54
 Model 35215. 1.5-m pr \$44
 Model 35275. 0.75-m pr \$32
 2-core, 4.5-mm with separate ground connectors, incorporating RCA connectors.

Model 35500. 5.0-m pr \$35
 Model 35300. 3.0-m pr \$28
 Model 35100. 1.0-m pr \$22
 Model 35075. 0.75-m pr \$20
 Model 36075. Right-angle connectors; 0.75-m pr \$20

Opto-Connect
 Model 38900 Glasslight Power. Two optical plugs; fiberglass. 1.0-m \$95
 Model 38800 Component Light Power. Two optical plugs; nylon. 1.0-m \$50

Connectors, Adaptors

Model 218660-218702 Super Contact RCA. RCA terminators with 10, 8, and 6-mm diameters. Gold-plated internal section and nickel alloy on external housing. Available in black and champagne colors. Pack of 4 \$50-\$56

Model 218760-218793 Super Contact RCA. Gold-plating and nickel external with dielectric insulator. External sleeve provided with left-hand thread. Available in silver, black, violet, or gold. Pack of 4 \$46-\$54
 Model 21266/21508/21264/21506 Profi-Line RCA. Professional-line RCA connectors with refined interior, Teflon dielectric and built-in clamping device. Available for 8 and 6-mm, and cable cross sections in silver matte or gold. Pack of 4 \$22-28

Black-Line RCA Connector and Socket. Teflon dielectric and gold plating. Spiral spring and gripping area on outer sleeve. Available in black or gold-plated \$4 ea-\$5 ea

Standard RCA Connector and Socket. Gold-plated \$2 ea-\$4 ea

Model 20900 Switchcraft XLR. Female \$8.50 ea
 Model 20800 Switchcraft XLR. Male \$7 ea
 Model 25702/25700 Banana Connector. Multiple gold-plated layers \$6.25/\$6 ea
 Model 20199/20179/20181 Gold Pin Connector. Gold-plated \$2.75/\$1.25/\$1 ea
 Model 20198/20178 Gold Spade Connector. Gold-plated \$2.50/\$1.25 ea

Model 25801 Audio Equipment Terminal. Multiple gold-plated layers \$6.50 ea

Model 25800 Loudspeaker Terminal. Multiple gold-plated layers \$6 ea

Model 20308 Eagle. Right-angle RCA; for 8-mm diameter cable \$8 ea

Model 20306 Eagle. Right-angle RCA; for 6-mm diameter cable \$7 ea

Model 20300 RCA. Right-angle male RCA coupling \$4 ea

ESOTERIC AUDIO

AVK 300 A/V Cable Kit
 1 pair Graphis A/V interconnect with red and black RCA's and 1 single Graphis A/V interconnect with yellow RCA's. 3-ft kit \$75
 6-ft kit \$108

AVK 100 A/V Cable Kit
 1 pair Musica A/V interconnect with red and black RCA's and 1 single Luminis A/V interconnect with yellow RCA's. 3-ft kit \$30
 6-ft kit \$35

AVC 2000 A/V Control Cable
 3 Luminis cables, including 1 shielded, 4 conductor, in one jacket \$2.50/ft

A/V Interconnects

Artus
 10 solid OFHC conductors silver plated and insulated with Teflon; center conductors spiraled around polypropylene monofilament; spiral-wrapped copper foil with 50% overlap; flexible PVC jacket. Imp 50 ohms; 21 pf/ft ... \$200/m pr

Primus
 10 solid OFHC center conductors insulated with Teflon and spiraled around polypropylene monofilament; air pocket dielectric; spiral-wrapped copper foil with 50% overlap; flexible PVC jacket. Imp 50 ohms; 21 pf/ft ... \$100/m pr

Graphis
 10 solid-center conductors spiraled around polypropylene monofilament; air-cellular foam dielectric; spiral-wrapped copper foil with 50% overlap for 100% shielding; flexible PVC jacket. Imp 75 ohms; 15 pf/ft \$40/m pr

Musica
 Multiple-stranded center conductor; air-cellular foam dielectric; spiral-wrapped copper foil with 50% overlap for 100% shielding; flexible PVC jacket. Also available in twin-lead design with remote. Imp 65 ohms; 19 pf/ft \$19.95/m pr

Luminis
 Solid-center conductor; air-cellular polyethylene-foam dielectric; spiral-wrapped copper foil with 50% overlap for 100% shielding; flexible

PVC jacket. Imp 75 ohms; 16 pf/ft \$0.50/ft

Speaker Cables

T-Lok Speaker Connectors
 Do not require crimping tools; 24k-gold plating; color-band polarity identification. Single- or dual-banana construction \$22/pr

Inter-Lok Speaker Connectors
 Do not require crimping tools; 24k-gold plating; interchangeable tip for banana, and bi-pin design. For 11-15 gauge wire. 4 pk \$25/pack
Inter-Lok XL. As above, for 5-8 gauge wire. 4 pk \$32/pack

Ultra-Cable Series Speaker Cables

Premier
 Expanded twin-symmetry 5-wire network. 1,200 strands, OFC \$2/ft

Signature
 Expanded twin-symmetry 5-wire network. 600 strands OFC \$1.10/ft

Reference
 Standard twin-symmetry 5-wire network. 520 strands pure-grade copper \$0.85/ft

Interconnect Cable

Technology 3
 OFC windings, with Teflon, free-air, and air-cellular polypropylene dielectrics. 24k gold-plated locking RCA connectors ... \$100/1-m pr

Technology 2
 250-strand enamel-Litz center conductor. OFC windings, 5-wire network. Teflon, free-air, and air-cellular polypropylene dielectrics. 24k gold-plated locking RCA connectors ... \$100/1-m pr

Ultra-Path 2+2
 8-gauge with 1,200 strands OFC in polyethylene \$4/1-m pr

EXPRESSIVE TECHNOLOGIES

IC-1 Interconnect Cable
 Balanced component interconnect featuring cable grounding system; 2-ft pr \$345
 Additional ft \$70

FOSTEX

Snakes Cable
 Bundled, 8 individual leads and color coded.
 Model 8048. 15-ft RCA-phone \$49
 Model 8048. 10-ft RCA-phone \$38
 Model 8048. 5-ft RCA-phone \$27
 Model 8045. 5-ft RCA-RCA \$36
 Model 8044. 5-ft RCA-RCA \$26

4 Channel Cable
 Stereo pairs. 4 individual leads, color coded, RCA plug.
 Model 8043. 10-ft \$18
 Model 8042. 4-ft \$12
 Model 8041. 1.5-ft \$8

Dual Color-Coded RCA Cable
 Model 8842. 15-ft \$8
 Model 8841. 5-ft \$6
 Model 8840. 3-ft \$5

INTERNATIONAL COMPONENTS

Super High-Grade A/V Cables
 Low-capacitance double-shielded, double-in-

CABLES & CONNECTORS

ulated cables. Features clear-pvc jacket and gold-plated connectors.

RCA-to-RCA	
Model 95-570. 12-ft	\$10.89
Model 95-560. 6-ft	\$7.39
Model 95-550. 3-ft	\$5.61

Patch Cables

Heavy-duty gold-end triple RCA-to-RCA.

Model 95-680. 12-ft	\$8.95
Model 95-670. 6-ft	\$7.19
Model 95-660. 3-ft	\$6.31

Heavy-duty gold-end double RCA-to-RCA.

Model 95-640. 12-ft	\$7.54
Model 95-630. 6-ft	\$5.21
Model 95-620. 3-ft	\$4.95

Economy Gold-End Triple RCA-to-RCA

Model 95-650. Three 6-ft patch cables ..	\$3.56
--	--------

Economy Gold-End Double RCA-to-RCA

Model 95-610. Two 6-ft patch cables	\$3.00
--	--------

Push-On Cables

Model 95-220. Deluxe right-angle connectors with tension retaining rings. 6-ft	\$1.77
Model 95-210. As above, 3-ft	\$1.55

RCA Plug-to-Mini Plug

Model 95-520. 6-ft dubbing cable. Molded construction with gold ends	\$1.68
Model 95-510. As above without gold ends	\$1.35

Mini Plug-to-Mini Plug

Model 95-540. 6-ft dubbing cable. Molded construction with gold ends	\$1.68
Model 95-530. As above without gold ends	\$1.35

JVC

XN-700PRO Series Optical Cable

These cables feature 3-layer protective structure and gold-plated center-pin connectors.

XN-720PRO. 2 m	\$150
XN-710PRO. 1 m	\$120
XN-705PRO. ½ m	\$100

CN-700PRO Series Cables

Features linear-crystal Class 1 OFC in conductors and plugs, nonmagnetic gold-plated RCA plugs, dual insulation, and 192-strand braided shield.

CN-720PRO. 2 m	\$110
CN-710PRO. 1 m	\$100
CN-705PRO. ½ m	\$90

VX-700PRO Series Coaxial Cable

Features linear-crystal Class 1 OFC in conductors and plugs, nonmagnetic gold-plated plugs, dual insulation, 192-strand braided shield, and 75-ohm impedance.

VX-720PRO. 2 m	\$70
VX-710PRO. 1 m	\$60
VX-705PRO. ½ m	\$50

VX-100HG Series Coaxial Cables

Features LC-OFC copper nonmagnetic gold-plated plugs, and 75-ohm impedance.

VX-150HG. 5 m	\$60
VX-130HG. 3 m	\$50
VX-120HG. 2 m	\$45
VX-110HG. 1 m	\$40
VX-105HG. ½ m	\$35

CN-600HG Series Cables

Features LC-OFC copper and nonmagnetic gold-plated RCA plugs.

CN-650HG. 5 m	\$50
CN-630HG. 3 m	\$40
CN-620HG. 2 m	\$35
CN-610HG. 1 m	\$30
CN-605HG. ½ m	\$25

VX-400HG Series Cables

Features LC-OFC copper and non-magnetic 24-karat gold-plated RCA plugs.

VX-420HG. 2 m	\$50
VX-410HG. 1 m	\$45
VX-405HG. ½ m	\$40

XN-100HF Series Optical Cable

Optical fiber cable for digital signals.

XN-120HF. 2 m	\$25
XN-110HF. 1 m	\$20

KIMBER KABLE

Speaker Cable

8 AG. Silver speaker wire	\$180/ft
4 AG. Silver speaker wire	\$100/ft
8 TC. Blue speaker wire	\$7.80/ft
4 TC. Blue speaker wire	\$4.40/ft
4 VS. Gray speaker wire	\$2/ft
4 PR. Brown speaker wire	\$1/ft

Interconnect Cable

KCTG-2M	\$1,250/pr
KCTG-1½M	\$950/pr
KCTG-1M	\$650/pr
KCTG-½M	\$350/pr

KCAG-2M	\$650/pr
KCAG-1½M	\$500/pr

KCAG-1M	\$350/pr
KCAG-½M	\$200/pr

KCI-2M	\$101/pr
KCI-1½M	\$84/pr
KCI-1M	\$68/pr
KCI-½M	\$51/pr

KLYNE AUDIO ARTS

Dragonfly Wings Interconnect

Stranded wire matrix design; gold-plated and 100% Teflon dielectric. Balanced, unbalanced, and digital versions available. Prices depend on length and in

KOETSU

All cable can be made to custom lengths.

SF-10 Interconnect Cable. Shielded, 2-conductor cable with male RCA phono plugs. 0.3 m-1.5 m/pr

SF-20 Interconnect Cable. Shielded, single-conductor cable with male RCA phono plugs. 0.3 m-1.5 m/pr

Speaker Cable

MARSHALL

Dual Gold Plate RCA-to-RCA Cables

1-ft-20-ft spools

Single Gold Plate RCA-to-RCA Cables

1-ft-20-ft spools

W2941. 8-conductor speaker cable

W2919. 6-conductor speaker cable

W2921. Quad-shielded speaker wire

W2965. Dual AV cables

W2534. Quad shielded wire design

MAXELL

Audio Cables

XLS-112A. LC-OFC cable with gold-plated RCA plugs; polyethylene insulator

XL-SP. LC-OFC cable with pvc insulator and shields. 20-ft

XL-102A 1.5 M. LC-OFC cable

XL-102A 1.0 M. 24k gold-plated RCA plugs; polyethylene insulator and LC-OFC copper



Memorex Great Connections

CABLES & CONNECTORS

shielding \$25
 XLS-112A 1.5 M. LC-OFC cable \$19.99
 A-471. 6-ft interconnect cable \$18.99
 A-470. Gold-plated RCA; pure-copper center;
 RF shielded; PVC jacket; polypropylene insula-
 tion \$15.99
 A-SW50. 18-copper-wire core. 50-ft wire \$6.99

MEMOREX BY MEMTEK

Headphone Accessories

Infrared Cordless Headphone Adaptor. AC-
 powered transmitter and battery-powered re-
 ceiver provides cordless reception for head-
 phones with mini plug \$70
Headphone Extension. 20-ft lightweight stereo
 extension cable \$6
Y-Adaptor. Dual-headphone adaptor \$3
Mono Adaptor. Mono adaptor for stereo head-
 phones \$2

Great Connections Accessories

Speaker Wire. 18 gauge. 100-ft \$12.99
 50-ft \$6.99
 25-ft \$3.99
Headphone Extension Cord. Coiled ¼-in jack
 and plug; 20-ft \$7.99
Audio Patch Cable. Double pair. 6-ft \$5.99
 Stereo. 6-ft \$3.99
 3-ft \$2.99
 Mono. 6-ft \$2.99
 3-ft \$1.99
Dual-to-Single Mini Jack Adaptor. Stereo \$2.99
Extension Cable. 20-ft. RCA plug and jack \$2.99
Speaker Cable. 20-ft. RCA plug and jack \$2.99
Y Adaptor. 3-in \$2.49
Mini Jack to ¼-in Stereo Plug Adaptor. Ste-
 reo \$1.99
Stereo-to-Mono Mini Plug Adaptor \$1.79
Inline Connector. RCA to RCA jack \$1.79

MISSION

Cyrus Speaker Cable

0.95-mm solid-core OFC cable; polypropylene
 and polyurethane insulation \$3/ft

Mission Speaker Cable

690-strand OFC-copper cable; polypropylene in-
 sulation \$2/ft

MIT

The following products are distributed by
 Transparent Audio Marketing.

Speaker Cable

MH-750 CVT Shotgun Terminators
 8-45 ft \$3,900-\$6,900/pr

MH-750 CVT

8-45 ft \$2,400-\$5,400/pr

MH-750E

8-30 ft \$850-2,670/pr

MH-750SG Shotgun Series

8-25 ft \$1,085-\$2,375/pr

Music Hose/MH-750

8-30 ft \$475-\$1,390/pr

Biwire jumpers on speaker end \$140

PC-Squared Speaker Cable

8-20 ft \$195-\$420/pr
 Bulk \$9.30/ft
 Custom term bananas \$90/pr
 Custom term spades or pins \$55/pr

Zaphcord Speaker Cable

8-20 ft \$125-\$240/pr
 Bulk \$5.00/ft
 Bananas on both ends \$74

Spades or pins to bananas \$57
 Spades or pins on both ends \$40

Musichord Speaker Cable

8-20 ft \$70-130/pr
 Bulk \$2.50/ft

Interconnect Cable

MI-330/MI-500 CVT Shotgun Terminators
 1 m-35 ft \$1,770/pr-\$3,795/pr

MI-330SG Shotgun

1 m-50 ft \$535-\$3,820/pr

Model 330SG/500SG CVT

1 m-35 ft \$1,180-\$3,265/pr

Balanced Proline

1 m-30 ft \$325-\$1,590/pr

Custom lengths \$24/ft

Custom term \$150/pr

MI-330 Extended/Extended Music Link

1 m-25 ft \$375-1,000/pr

MI-330/Music Link Interconnect Cable

0.5 m-25 ft \$125-730/pr

Custom lengths \$12.75/ft

Custom term \$78/pr

PC-Squared Interconnect

0.5 m-15 ft \$70/pr-\$280/pr

Zaphcord Interconnect

0.5 m-15 ft \$55-150/pr

Musichord Interconnect

0.5 m-15 ft \$33-90/pr

MIT Connectors

Tonearm interface box \$170
 HP-2 RCA 2 pr \$60
 HP-3 locking RCA 2 pr \$60
 HP-1 RCA 2 pr \$25
 HP-3 spade 4 pr \$24
 HP Y adaptor 1 pr \$22
 HP-2 spade 4 pr \$14
 HP banana 2 pr \$12
 HP-1 spade 4 pr \$7
 HP pin 4 pr \$7

MOGAMI

Cables

W2941. 8-conductor speaker cable \$3.98/ft
 W2919. 6-conductor speaker cable \$3.02/ft
 W2921. Quad-speaker cable \$2.67/ft
 W2534. Quad-interconnect cable \$5.55/ft
 W2965. Dual-A/V cable \$6.64/ft

Dual Gold-Plated RCA-to-RCA.

RW-20. 20-ft \$22
 RW-03. 3-ft \$11.27
 RW-15. 15-ft \$10.93
 RW-01. 1-ft \$10.14
 RW-10. 10-ft \$9.17
 RW-06. 6-ft \$7.68

Single Gold-Plated RCA-to-RCA.

RR-20. 20-ft \$12.82
 RR-15. 15-ft \$10.93
 RR-10. 10-ft \$9.17
 RR-06. 6-ft \$7.68
 RR-03. 3-ft \$7.01
 RR-01. 1-ft \$6.43

MONSTER CABLE

Interconnect Cable

M Sigma 2000

Features balanced imp, multiconductor con-
 struction with MicroFiber; 12-cut Turbine con-
 nectors.

0.5 m-20-ft pr \$675-\$1,500

With ground-control connection. 1-m pr \$875
 2 male RCA's to male XLR. 20-ft pr \$1,700
 2 male RCA's to male XLR. 2-m pr \$1,100
 2 male RCA's to male XLR. 1-m pr \$950
 Female XLR to male XLR. 20-ft pr \$1,650
 Female XLR to male XLR. 2-m pr \$1,050
 Female XLR to male XLR. 1-m pr \$900

M1500

Features balanced-imp design; 12-cut Turbine
 connectors.

0.5 m-6-m pr \$450-\$980

With ground-control connection. 1-m pr \$450

M1000 MK II

Phase-aligned bandwidth-balanced design with
 12-cut Turbine connectors and MicroFiber.

0.5 m-6-m pr \$120-\$500

With ground-control connection. 1-m pr \$235

Interlink Reference II

3-wire multiple-gauge network for each con-
 ductor. Thick-core wire designed for frequen-
 cies below 300 Hz, 4 medium conductors for
 midrange, hair-thin woven-strand wires made
 for 700+ Hz. Turbine connector.

0.5 m-6-m pr \$75-\$290

Interlink 800

2 multiple-gauge, bandwidth-balanced wire
 network. Features Isotec insulating layer; Mi-
 croFiber dielectric on selected conductors; 12-
 cut Turbine connectors.

0.5 m-6 m \$60-280

From spool \$6/ft

Interlink 500

Bandwidth-balanced construction; dual con-
 ductors with MicroFiber.

0.5 m-6 m \$40-\$180

From spool \$4/ft

Interlink 400

Unterminated version of Interlink Reference II.

0.5 m-6 m \$30-\$93

From spool \$1.60/ft

Interlink CD Cable

1 m-6 m pr \$30-\$76

From spool \$1.50/ft

M850

Bandwidth balanced construction with sepa-
 rate multiple-gauge Time Correct wire net-
 works utilizing Multi Twist and IsoTec with 12-
 cut Turbine connector.

0.5 m-6 m \$75-350

From spool \$3.50/ft

M550

As M850, except 8-cut Turbine connector.

0.5 m-6 m \$45-200

From spool \$2.50/ft

M.75

Time Correct four-conductor cable featuring
 Multi Twist and IsoTec construction. Biamp-
 able and biwirable.

From spool \$5/ft

MCX-4

Four conductor cable featuring Multi Twist and
 IsoTec construction. Two time-correct conduc-
 tors. Biampable and biwirable.

From spool \$3/ft

MCX-2. As above, no biamping \$1.50/ft

Speaker Cable

M Sigma 2

Features balanced-imp technology. Advanced

CABLES & CONNECTORS

network wrapped around magnetic flux core; high-current capacity; includes new cold-welded solderless connection.

8-20 ft \$750-\$1,500/pr
Bulk \$35/ft
Biwire, 20-ft pr \$1,700
Biwire, 12-ft pr \$1,200
Biwire, 8-ft pr \$950

M1.5

Features balanced imp design; combined MicroFiber technology with Magnetic Flux Tube construction; uses special solderless compression spade connector.

8-25 ft \$400-\$1,000/pr

M1

MicroFiber dielectric insulation designed to eliminate intertransient noise, reduce transient interference. Carrying case; X-Terminators.

4.5 m-9 m \$400-\$650/pr
From spool \$10/ft
With M-Spades \$325-\$600/pr

Powerline II Plus

Bass-control conductor for even distribution of magnetic fields time-aligned signal.

4.5 m-7.5 m \$150-\$200/pr
From spool \$3.75/ft

Powerline III

Smaller version of Powerline II.

Unterminated \$2/ft

New Monster Cable

Utilizes multigauged conductors and special winding configuration; separate high-and-low conductor networks for biwiring or biamping; terminated with OmniFlex angled gold-plated connectors.

3 m-15 m \$35-\$129/pr
From spool \$1.25/ft

Original Monster Cable

Improved version of original Monster Cable with new strand configuration. Precut, with universal gold-plated connectors with lock-notch.

4.5 m-15 m \$35-\$100/pr
From spool \$1/ft

Superflex 2

Flat profile with wide center web for placement under carpets or along walls.

From spool \$0.80/ft

Monster Quad4 Speaker Cable

Imp canceling design with Magnetic Flux Tube.

10 ft-25 ft \$48-85
From spool \$1.75/ft

Connectors, Adaptors

Gold Pin Connectors

For push-pin terminal connections; 24k-gold plated.

M. series, 4 pk \$10
Regular, 4 pk \$6

Angled Gold Pin

Patent-pending 60-degree angle to reduce stress between pin and cable; lock-notch design; OmniFlex connector.

M. series, 4 pk \$12
Regular, 4 pk \$8
Mini-4 pk \$8

Gold Spade Connectors

M. series-4 pk \$20
Regular-4 pk \$10

Mini-4 pk \$8

Monster Tips

Banana connector features nine beryllium-copper leaf springs; gold-plated.

M. series-2 pk \$14
Regular-2 pk \$12
Mini-2 pk \$12

Precision Gold Banana Connectors

Patented solid-shaft design; expanding shaft construction.

Component series connector-2 pk \$100
X-Terminator-2 pk \$60
Powerconnect 2-2 pk \$34

Phonolink Precision Turbine-Cut RCA's

M-Terminator T (\$70/pr) fit Interlink M1000 Mk 2; Phonolink reference 2T (\$50/pr) fits Interlink reference 2; Phonolink 500 T (\$35/pr) fit Interlink 500; Phonolink 400 T (\$28/pr) fits Interlink 400, Interlink CD.

Phonolink reference T \$25/pr
Phonolink M850 T \$21
Phonolink M550 T \$19
Phonolink M350 T \$14

Phonolink Precision Gold RCA Connectors

Phonolink 300 connector fits Interlink 300, Interlink 301, and Interlink CD; Phonolink 2a connector fits Interlink 2.

Phonolink 2a-2 pk \$34
Phonolink 300-2 pk \$16

Phonolink Right-Angle Turbine RCA Connector

Fits Interlink 500, Interlink 400, Interlink 300.

..... \$20/pr

Y Adaptor

Male-to-two female RCA Y-Adaptor; 24k-gold plated.

..... \$12/pr

Right-Angle RCA Adaptor

Male-to-female RCA adaptor with 90-degree angled bend; 24k-gold plated

..... \$12/pr

Crimp Rings

M. series \$0.20 ea
Regular \$0.10 ea

Cable Pants

M1 \$2/pr
Powerline 2 Plus \$1/pr
Powerline 3 Plus \$1/pr

MSB TECHNOLOGY

CD Cables. Hand made and tuned, individually evaluated. Said to handle high energy, fast transients without phase smearing or dynamic coloration. 1 m, 1.5 m, or 2 m lengths \$600-800

MUSEATEX

Musetax Crypton Speaker Cables

Cryogenically treated to improve conductivity; made from individually insulated OFC wires; gold-plated connectors. Available in several lengths. 4-ft pr \$350

Musetax Crypton Interconnect Cables

Cryogenically treated to improve conductivity; made from individually insulated OFC wires; gold-plated connectors. Available in several lengths. 3-ft pr \$200

NAIM

NACA5 Speaker Cable

Multistrand cable consisting of two separate 4-mm square conductors \$9.95/m

ORA

OFX RCA-to-RCA Cable. OFC cable; 1-, 3-, 12-, 15-, 20-ft \$7-18

OFT Series Cable

Oxygen-free-copper cable with titanium-avienco connectors.

OFT-228STV. For A/V. 2 m \$58
OFT-220ST. For audio. 2 m \$54
OFT-58STV. For A/V. 0.5 m \$50
OFT-55ST. For audio. 0.5 m \$44

PHOENIX GOLD

Speaker Cable

Zerpoint PC-OC. Music reference interconnect cable. 20-in to 20-ft \$50-\$200

STS Series

Triple-shielded; sapphire-blue jacket with 24-karat-gold omega-red RCA's. 6 in-20 ft \$60-\$110

MQR Series

4-conductor triple shield; remote turn-on leads using PRO-TS RCA's. 4-16-ft \$36-\$70
Bulk cable \$2.50/ft

CSI Series

2-conductor triple shield; remote turn-on lead using PRO-TS RCA's. 20 in-16 ft \$30-\$48
Y adaptor \$18 ea
Bulk cable \$1.25/ft

Connectors and Adaptors

Pro-ref. RCA with Teflon; 24-karat gold-plated and semi-locking feature \$20/pr

Pro-426S/L. 24-karat gold-plated; 90-degree right-angle solder-type RCA's \$16/pr

Pro-416S/L. 24-karat gold-plated; 90-degree angle RCA adaptor \$14/pr

Pro-TS/TM/TL. 24-karat gold-plated; male RCA \$9/pr

PRO-400. 24-karat gold-plated; double female adaptor \$8/pr

PRO-401. 24-karat gold-plated; double male adaptor \$8/pr

Pro-419. 24-karat gold-plated; 90-degree angle Y adaptor in a connector \$8 ea

AA-408. 24-karat gold-plated crimp on banana with boots \$8/pr

Pro Dual. 4-mm dual banana plug for 10-16 gauge speaker cable \$6.95 ea

AA-401. 24-karat gold-plated; double-male adaptor \$5/pr

AA-400. 24-karat gold-plated; double-female adaptor \$4/pr

PORTLAND

Taperwire

Speaker wire on tape. Tape is 3/8-in wide single-sided acrylic adhesive. Model 222R. 2-22 gauge \$1/ft
Model 222F. 2-22 gauge flatwire \$1.20/ft
Model 218R. 2-18 gauge roundwire \$1.20/ft

QED BY MAY AUDIO

Interconnects and Cables

Incon/P1G-P5G. Phono, DIN, PIN, and graphite interconnects; 1 to 0.75 m \$45-\$85

Gold/P1G & P2G. Phono to gold graphite; 0.5 to 1 m \$55-\$60/pr

Incon/P1-P5. Phono, DIN, and PIN interconnects; 1 to 0.75 m \$35-\$60

Gold/P1 & P2. Phono to phono Gold; 0.5 to 1 m \$45-\$50

Incon/50 & 50G. Directional cable \$1.25-\$1.75/ft

Speaker Connectors

P79/4 and 79/4G. 4-mm banana plugs, gold and

EXPAND YOUR HORIZONS WITH VIDEO

ORDER TOLL FREE

1-800-533-9775

Ext.# 10A81

Jacques Cousteau



Jacques Cousteau. Includes the Amazon, Tahiti, New Guinea, Antarctica, Australia and Pioneer of the Sea. 6 films in the collection! VP005
\$145.95

Glory



Glory Gift Pack. The academy award-winning film Glory and a special documentary on the 54th regiment, narrated by Morgan Freeman. VP002
\$44.95

Baseball Classics



Baseball Classics Includes 2 videos from the all-time great ball players from the 1950's.

- 1952 & 1953 World Series Highlights. VI025
- 1954 World Series Highlights. VI026

\$29.95 ea. or set for \$42.95 VP006

GREAT AIR BATTLES



GREAT AIR BATTLES

Includes four volumes;

- The Jet Wars
- The Fighter Aces
- Chopper Fury
- and Warbirds of World War II.

\$59.95 VP008

To order call our **TOLL FREE LINES**. We accept Visa, MC, AE or send a check or money order for price, item no. plus \$3.95 ea. or \$7.95 per set. New Jersey residents add 7% sales tax.

To: **American Promotions Inc.**
PO Box 700, Emerson, NJ 07630

Dept. 42-10A81

A8

CABLES & CONNECTORS

nongold. Pk of 4 \$9-\$15
S79/4 and 79/4G. Spade terminators and terminator G. Pk of 4 \$9-\$15
D79/2. DIN adaptors. Pk of 2 \$9
T79/2. Cable terminators. Pk of 2 \$5

100-Count Bulk Packs

PG/100 and 100G. Nickel phono plugs \$2-\$4 ea
P79/100 and 100G. 4-mm banana, gold and nongold \$1.75-\$2.50 ea
S79/100 and 100G. Spade terminators, gold and nongold \$2-\$2.50 ea
SG/100. Chassis sockets, gold \$2 ea
SN/100. Chassis sockets, nickel \$1 ea

Speaker Cable

BW79. Biwire 79-strand cable. White/black jacket. 164-ft roll \$3/ft
F200/100B. 200-strand cable. Flat black jacket. 328-ft roll \$1.75/ft
F200/100W. Flat white jacket \$1.75
F79/100B. 79-strand cable. Flat black jacket. 328-ft roll \$1.25/ft
F79/100W. Flat white jacket \$1.25
79/100B. 79-strand; black \$.75/ft
79/100W. White jacket \$.75/ft
42/100B. 42-strand cable. Black jacket. 328-ft roll \$.40/ft
42/100W. White jacket \$.40/ft

Attenuators

Model 14/1. DIN-to-phono attenuator \$35
Model 14/2. DIN-to-DIN attenuator \$35
Model 14/3. Phono-to-phono attenuator \$35

RECOTON

Shielded Audio Cables

AC220. RCA phono plugs, four 6-ft cables . \$9
AC223. RCA phono plugs, 25 ft \$5.40
AC221. RCA phono plugs, 20 ft \$4.60
AC222. RCA phono plugs, 15 ft \$4
AC202. RCA phono plugs, 10 ft \$3.30
AC201. RCA phono plugs, 6 ft \$2.70
AC200. RCA phono plugs, 3 ft \$2.10

AC241. RCA phono plugs with piggyback jacks, 10 ft \$7
AC240. RCA phono plug with piggyback jacks, 6 ft \$6.50
AC239. RCA phono plug with piggyback jacks, 3 ft \$5.70

AC237. Parallel cable with 2 RCA phono plugs each end, 20-ft \$7.80
AC233. Set of four 6-ft cables with RCA plugs each end \$7.50
AC236. Parallel cable with 2 RCA phono plugs each end, 10-ft \$5.40
AC211. Parallel cable with 2 RCA phono plugs each end, 6-ft \$3.80
AC224. Parallel cable with 2 RCA phono plugs each end, 3-ft \$3.50

Gold Connecting Cable

CD17. 20-ft dual RCA plugs \$32
CD16. 10-ft coaxial cable \$26
CD15. 6-ft cable \$24
CD14. 3-ft cable \$22

BOA Cable

CD13. Two 6-ft RCA stereo hookup for CD use \$35
CD12. Two 3-ft RCA stereo hookup for CD use \$32
AC13. 6-ft RCA stereo hookup for audio use \$23
AC12. 3-ft RCA stereo hookup for audio use \$21

Y-Adaptor Cables

AC230. 6-in RCA phono jack-to-2 RCA phono

plugs \$2.70
AC212. 6-in RCA phono plug-to-2 RCA phono plugs \$2.60
AC214. 6-in three RCA phono plugs in parallel \$2.40

Speaker Cable

All 24-gauge wire.

SW9-2. RCA plugs each end, two 10 ft \$5
SW11. RCA plugs each end, 40 ft \$4.10
SW12. Spade lugs each end, 25 ft \$4.10
SW15. RCA plug to RCA jack, 20 ft \$3.50
SW10. RCA plugs each end, 20 ft \$3.50
SW9. RCA plugs each end, 10 ft \$2.70
SW19. RCA plug to spade lugs, 20 ft \$2.60

Bulk Speaker Cable

Sold only on plastic spools.

SWR181000. 18-gauge, 1,000 ft \$120
SWR18500. 18-gauge, 500 ft \$72
SWR18100. 18-gauge, 200 ft \$20
SWR1850. 18-gauge, 50 ft \$12
SWR16500. 16-gauge, 500 ft \$110
SWR16100. 16-gauge, 100 ft \$29
SWR20500. 20-gauge, 500 ft \$55
SWR20100. 20-gauge, 100 ft \$15
SW100. 24-gauge, 100 ft \$7.20
SW50. 24-gauge, 50 ft \$4.30
SW25. 24-gauge, 25 ft \$2.70

Magnum Series Speaker Cables

SW1230SP. 30-ft, 12-gauge cable \$38
SW1220SP. 20-ft, 12-gauge cable \$30
SW1210SP. 10-ft, 12-gauge cable \$17.50

SIGNET

Speaker Cable

MLU-250. Pure copper; individually insulated dual-gauge design \$5/ft
MLA-500. Multiple-strand OFC \$1.15/ft
MLS-1000. Multiple-strand OFC \$3.35/ft
HT18. 18 gauge \$1.16/ft

Interconnect Cables

AT6A54/1.0. Ceramic/polyethylene insulation; PCOCC dual-center conductors; unidirectional ground configuration; female XLR to male XLR. 1-m pr \$200
AT6D51/1.0. Quartz fiber-optic interconnect; ceramic/polyethylene insulation; gold-plated connectors; 1-m length \$200
AT6A52/1.0. Ceramic/polyethylene insulation; PCOCC dual-center conductors; unidirectional ground configuration; solid PCOCC RCA plug. 1-m pr \$175
MTU. High-density PCOCC braided shield; gold-plated, brass RCA connectors; 6-ft pr \$150
3-ft pr \$125
1 1/2-ft pr \$100
MTP. PCOCC conductor; OFC braided shield; gold-plated RCA connectors; 6-ft pr \$85
3-ft pr \$70
1 1/2-ft pr \$60
MTP-200. MTP (above) sold in bulk \$4/ft
MTA. OFC conductors and braided shield; gold-plated RCA connectors; 6-ft pr \$57
3-ft pr \$45
1 1/2-ft pr \$40
MTS. OFC conductors; gold-plated RCA connectors; braided shield; 12-ft pr \$48
6-ft pr \$36
3-ft pr \$30
1 1/2-ft pr \$27
MTB. Pure copper, multiple-strand center conductors; braided shield; gold-plated RCA connectors; 16-ft pr \$22
6-ft pr \$18
3-ft pr \$15
MTS-300. MTS (above) sold in bulk \$1/ft

CABLES & CONNECTORS

Stereo A/V Interconnect Cables

VK312. Pure copper, multiple-strand center conductors; braided shield; gold-plated RCA connectors. 75-ohm coaxial video cable. 12-ft set \$37
6-ft set \$30
3-ft set \$25

SILTECH

The following cables are made of pure silver.

Interconnect Cable

MC4-120. Includes WBT 0150 connectors. Red/blue. 1/2-m pr \$825
Each additional 1/2-m \$750
MC4-80. Includes WBT 0150 connectors. Blue. 1/2-m pr \$700
Each additional 1/2-m \$615
MC4-56. Includes WBT 0101 connectors. Red. 1/2-m pr \$300
Each additional 1/2-m \$225
MC4-24. Includes WBT 0101 connectors. White. 1/2-m pr \$200
Each additional 1/2-m \$125

Speaker Cable

FT-12. Includes spade lugs. 1-m length \$525
Each additional 1-m \$475

Digital Cable

HF-6. Includes WBT 0101 connector. 1-m length (mono) \$175
Each additional 1-m \$110

SIMPLY PHYSICS

Byteline 101 Digital Interlink Cable

Designed for digital differential CD turntables and processors. 1 m \$150
Additional 0.5 m \$70
Byteline 111. Similar to Byteline 101 with higher quality. 1-m \$200
Additional 0.5 m \$100

Byteline 001 Cable

75-ohm cable for connecting CD players or transports to D/A converters, or interconnecting to passive preamps; 16 pF/ft. 1 m \$100
Additional 0.5 m \$30

SOUNDSTREAM

Interconnect Cable

SI-1 Silver-Teflon

Utilizes two silver-coated 22-gauge fine-stranded center conductors; OFC; nitrogen-filled Teflon dielectric coating; 24k-gold-plated RCA connectors. 0.5 m-2 m \$36/pr-\$60/pr
Bulk \$2/ft

DL-1 Dual Audio Cable

Features OFC with multiple fine-strand center conductor; polyethylene dielectric coating; PVC jacket; 24k-gold-plated RCA connectors. 0.5 m-5 m \$28/pr-\$60/pr
Bulk \$1.25/ft

Speaker Cable

SP-1. Four 14-gauge multistranded conductors of OFHC wire with polyethylene dielectric \$3/ft
Speaker 120. 12-gauge \$0.75/ft
Speaker 160. 16-gauge \$0.40/ft

STINGER

The following product is distributed by AAMP.

Model SG16CL2 Zip Wire

For in-wall audio use. 16 gauge (26/30); 1 leg

bare and tinned copper; PVC insulation 0.30 wall thickness; gray jacket. 1,000 ft/roll \$90

SYMDEX

Speaker Cable

Features solid-core, 24-gauge OFC conductors insulated with Teflon.

Omega \$28/ft
Beta \$14/ft
Alpha \$7/ft

TARA LABS

Temporal Continuum Interconnect Cable. 0.6 m-2 m \$320/pr-\$635/pr
Additional lengths \$240/m pr
Quantum AC Power Cable. 6-ft \$95
Quantum Digital Cable. 0.6 m-2 m \$35-\$89
Quantum Video Cable. 0.6 m-2 m \$29-\$67

Space & Time Interconnect Cable

Pandora. 0.6 m-2 m \$275/pr-\$475/pr
Additional lengths \$180/m
Quantum Reference. 0.6 m-2 m \$230/pr-\$405/pr
Additional lengths \$155/m
Original. 0.6 m-2 m \$180/pr-\$310/pr
Additional lengths \$115/m
Analog Standard. 0.6 m-2 m \$115/pr-\$245/pr
Additional lengths \$100/m
Quantum III. 0.6 m-2 m \$79/pr-\$162/pr
Additional lengths \$65/m
Quantum II. 0.6 m-2 m \$64/pr-\$139/pr
Additional lengths \$60/m
Quantum I. 0.6 m-2 m \$48/pr-\$110/pr
Additional lengths \$45/m
Quantum CD. 0.6 m-2 m \$39/pr-\$79/pr
Additional lengths \$33
Omni. 0.6 m-2 m \$39/pr-\$79/pr
Additional lengths \$33/m

Digital Data Cable

Digital Reference. 0.6 m-2 m \$180-\$310

AC Power Cable

AC Affinity. 6-ft length with plug \$195 ea
Quantum II. 6-ft length with plug \$95 ea

Speaker Cable

Temporal Continuum Speaker Cable

1 pair of temporal controllers; Tara Labs termination charges; instructional CD \$195
Custom lengths \$16.98/ft

Quantum III. Positive and negative run; linear foot off roll \$8.95/ft

Phase II/TFA Return Speaker Cable Sets. Phase II for the positive run and TFA return for the negative run \$8.75/ft

Quantum II. Positive and negative run; linear foot off roll \$6.95/ft

Phase II. Positive and negative run each side \$6.95/ft

Linear foot off roll \$3.50/ft

Quantum I. Positive and negative run; linear foot off roll \$3.75/ft

TFA Return. Negative run only; linear foot off roll \$5.25/ft

Astral Blue. Positive and negative run \$2.95/ft

Omni. Positive and negative run \$0.98/ft

TICE

TICE DC1 Digital Cable

Connects between CD transport and digital processor. Gold-plated plugs. 1 m \$200

TICE AC1 Power Cord

Connects between audio or video equipment and AC power source. Available in all U.S. and

foreign plug configurations. 6 ft \$150

TIFFANY

TVC-10 Level Control. 1 input/1 output using Tiffany connectors and internal hookup wire \$350

TSB-10 Transparent Switch Box. 5-position input selector using Tiffany connectors and hookup wire \$350

Power-Line Conditioners

TLC-2560. 2,500 W \$2,195
TLC-760. 750 W \$995

Interconnect Cables

TIC-10. High-gloss black PVC jacket with stranded silver-plated OFC copper-center conductor; 6 wires wrapped around non-conducting center core. Terminated with Jade-7B connectors. 1-meter pr \$198
TIC-5. As above, except combination of polyethylene and air as dielectric. Terminated with CX-7B OFC connectors. 1-meter pr \$130

Power Cords

TPC-60T. 12C multistranded, glossy-black PVC jacket. Foil-shielded and drain wire to eliminate RFI and EMI. 3-prong male plug with IEC-320 \$125
TPC-60S. As above without IEC-320 \$100
TPC-40. 37 strands of copper, glossy-maroon PVC jacket. Foil shielded and drain wire to eliminate RFI and EMI. 3-prong male plug with IEC-320 \$80

VAMPIRE WIRE

Connectors and Adaptors

BP-1. Binding post. Brass-base metal, silver plated then gold plated. Includes mounting blocks. Two pr \$29/set

XOFC. Male RCA's, single solder connection; RF shielding. For cables from 4 mm-7 mm in diameter \$24/pr

P558. Gold-plated banana plug can be soldered or used with screws. Includes color-coded caps. For up to 8-gauge cables. 2 pr packages \$23/pr

PY. Y adaptor, one male to two female; Teflon dielectric with deep contact tube. Gold plated \$19/pr

P90A. Right-angle adaptor. Teflon dielectric with deep contact tube. Gold plated \$16/pr

PM2F. Female RCA chassis-mount connectors. Brass-base metal, silver plated then gold plated. Teflon dielectric. Outside mount \$12/pr
Inside mount \$15/pr

PDF. Double female coupler; Teflon dielectric and 1-piece contact tube. Gold plated \$15/pr

PPP7. Gold-plated, black-barrel, 1/4-in phono plug. For up to 6.5-mm diameter cable \$15/pr

PSO. 4% silver solder \$10/oz

LRCA7. Gold-plated locking male RCA connector. For cables from 5-7 mm in diam. \$19/pr

LCRA8. As above, for 8 mm cable \$21/pr

X Series. Gold-plated male RCA's. Single solder connection. RF shielding. Available for 4-9.3 mm diameter cable \$14-16/pr

557. Gold-plated male RCA. Heavy duty ground crown \$9.95/pr

582. Gold-plated female cable RCA. For 5 mm diameter cable with strain relief spring and 7 mm cable without spring \$9.95/pr

SB. Gold-plated banana plugs. Single plug designed to be installed on cable up to 6 gauge. Stackable for biwiring. Package of 2 pr \$24

DB. Gold-plated banana plugs. Double plugs designed for cable up to 6 gauge. Will fit stan-

CABLES & CONNECTORS

Standard 1/4-in binding post spacing \$29/set
B12. Gold-plated banana plugs. Designed to crimp on cables. Color coded caps. Accepts up to 10 gauge. cables. Solder notch provided. Two pr \$9.95

Compression Series Connectors

GS Spade Plugs. Will fit 10-12 gauge cables. Gold-plated. Package of 2 pr \$23
GB Banana Plugs. As above \$19
GP Pin Plugs. As above \$19

Crimp Speaker Cable Connectors

Made from copper base metals. Silver plated and finished with a hard gold plate.

SPD 10-12GA. Crimp or solder for binding post. Package of 4 \$6.95
PIN 10-12GA. Crimp or solder for spring type connectors. Package of 4 \$5.95
BAR 10-12GA. Crimp or solder for barrier strips. Package of 4 \$5.95

The following conductors require special crimp tools.

HDS 6-10GA. Crimp or solder LG barrier/binding post. Package of two pr \$14
RG8 8GA. Crimp or solder for binding post. Package of two pr \$9.95
RG6 6GA. As above \$10
RG2 2GA. As above \$19

Interconnects

SC Series IV Quad Balanced Interconnect

Quad construction balanced cable. 4 symmetrical internal 41-strand oxygen free silver clad OFC insulated with polyethylene foam dielectric. Continuous foil and braided shields; PVC jacket. Terminated with LRCA8's. 1/2 m to 7 m \$110-305
 50, 100, and 250 ft spools \$10/ft

SC Series II Twin Axial Interconnect

Balanced cable with internal 63-strand OFC with an oxygen free silver cladding. Polyethylene foam dielectric center conductors. Internal conductors encased in molded foam. PVC jacket. Terminated with LRCA8's. 1/2-m to 7 m \$75-175/pr

50, 100, 250 ft spools \$6/ft
Vampire Wire CC Series II Interconnect. Balanced design with 41-strands copper conductors. Braid and continuous foil shielded. 0.5 m-7 m \$30/pr-\$100/pr

Vampire Wire CC Series Interconnect. Coaxial design with 20-gauge, 154-strand copper conductor. Braided copper shield. 0.5 m-7 m \$18/pr-\$60/pr

Speaker Cable

Model 2100C. 10-gauge wire with 1,050 strands OFC/conductor \$2/ft
Model 826C. 12-gauge wire with 413 strands OFC/conductor \$1/ft
Model 210C. 16-gauge wire with 105 strands OFC/conductor \$0.55/ft
Baby Bat. 18-gauge wire with 41 strands OFC/conductor \$2.00/ft

Sound Tube ST

8-gauge parallel, spaced cable; 1400 strands OFC/conductor, each with a non conductive core. 105° C PVC outer jacket. Antioxidation compounds added \$8.95/ft

SC-554

Spaced parallel cable 277 strands OFC/conductor \$3.95/ft

SC-384

Flat parallel cable 192 strands OFC/conduc-

tor \$2.95/ft

VAN DEN HUL

Interconnect Cable

MC Silver. Coaxial cable featuring crystal-stranded, silver-clad copper-center conductor; tape-wound dielectric; braid and silver-plated copper ribbon. 0.5 m-7 m \$1,360/pr-\$11,700/pr
MC Gold. Balanced cable with two matched crystal-stranded conductors of silver/gold clad copper; braid and continuous foil. 0.5 m-7 m \$400/pr-\$3,920/pr

Thunder Line. Balanced cable with two matched crystal-stranded conductors of silver-clad copper in dielectrics. Shielding is braid. 0.5 m-7 m \$180/pr-\$1,335/pr

D-102 Mk III. Balanced cable with two matched crystal-stranded conductors of silver-clad copper. Braid and continuous foil shield. 0.5 m-7 m \$100/pr-\$500/pr

D-300 Mk III. Coaxial design with solid 22-gauge center conductor. Conductors are crystal-stranded and silver-clad copper; Braid and continuous foil shield.

0.5 m-7 m \$72/pr-\$245/pr

Speaker Cable

SCS-2. 2-gauge, 665-strand matched-crystal silver-clad copper, PTFE-insulated \$215/ft

SCS-6. 6-gauge, 133-strand matched-crystal silver-clad copper, PTFE-insulated \$85/ft

Magnum. 8-gauge, parallel, spaced, matched-crystal silver-clad copper \$22/ft

D-352. 10-gauge, parallel, spaced, matched-crystal silver-clad copper \$13/ft

CS-122. 12-gauge, parallel, spaced, matched-crystal silver-clad copper \$6.50/ft

Clearwater. 14-gauge, parallel, spaced, matched-crystal silver-clad copper \$3.70/ft

VECTEUR

The following products are distributed by Polydax.

CV-50 Speaker Cable

Six solid-core OFC conductors bound in triples, laid side by side. .015-ohm/m resistance. 170 pF/m C \$4/ft

CV-30

Four isolated solid-core OFC conductors, spiral wound. .01 ohm/m resistance. 150 pF/m C \$3/ft

Modulation Cable

Four solid-core OFC conductors. Low and high frequency shielding. .03 ohm/m resistance. 190 pF/m C. Imp 50 ohms \$3.50/ft

CV-20 Speaker Cable

Spiral wound pair of solid core OFC conductors; .04 ohm/m resistance. 120 pF/m C \$1.50/ft

WBT BY MAY AUDIO

WBT-0401 Crimpset. Plastic case with crimping tool, screwdriver, and assortment of strand-end sleeves \$145

WBT-0440. Crimping tool \$64

WBT-0410. 50 sleeves: 10 mm \$21

WBT-0413. 3 x 50 sleeves. .5/.75/1.0 mm \$19.50

WBT-0420. 2 x 50 sleeves. 1.5 mm and 2.5 mm \$19.50

WBT-0460. 50 sleeves: 6 mm \$19.50

WBT-0425. Starter Kit (5 x 16 sleeves). .5/.75/1.0/1.5/2.5 mm \$18

WBT-0424. Starter Kit (3 x 16 sleeves). 4/6/10 mm \$17

WBT-0440. 50 sleeves: 40 mm \$17

WBT-0475. Gold-plated screwdriver \$10

WBT-0500 Label Card. Self-adhesive labels for cable and plug identification \$5

Interconnects

WBT-5151. 1.5-m cable with WBT-0108 crimping plugs \$180

WBT-5150. 1.5-m cable with soldered WBT-0101 plugs \$175

WBT-5076. 0.75-m cable with WBT-0108 crimping plugs \$160

WBT-5075. 0.75-m cable with soldered WBT-0101 plugs \$150

WBT-0735. Pair of fully insulated double-pole terminals for amps or speakers \$70

WBT-0730. Pair of double-pole terminals for amp or speakers \$66

WBT-0600. Banana plugs; cables 2.5 mm to 16 mm for crimping and soldering without sleeves \$52

WBT-0700. Pair of pole terminals with collet-chucking device for banana plugs \$52

WBT-0299. Special Mandrel tool for all WBT coaxial sockets with 3-hole counternut ... \$30

WBT-0715. Extension for pole terminal for installation of WBT-0700, 0730, 0735 into speaker walls up to 50 mm

WBT-2016. Cinch connector; pure OFC conductor \$16.50/m

WBT-0721. Terminal block for solderless fixing or crimped cables up to 10 mm \$3.75

Solder

WBT-0840. Silver solder. 1 lb, 5 oz \$67

WBT-0820. Silver solder. 8.7 oz \$37

WBT-0800. Silver solder on blister card ... \$12

Coaxial Plugs

WBT-0150. RCA/Cinch, for cables up to 11.3 mm; soldering type \$55

WBT-0108. RCA/Cinch, for cables up to 9 mm; crimping type \$52

WBT-0101. RCA/Cinch, for cables up to 9 mm; soldering type \$50

WBT-0208. RCA/Cinch, chassis mounting for wall thickness up to 4 mm crimping; type . \$48

WBT-0234. RCA/Cinch, for printed circuit boards; for 6 mm wall thickness \$46

WBT-0250. RCA/Cinch for printed circuit boards; vertical screw-on type for wall thickness up to 4 mm \$46

WBT-0201. RCA/Cinch, chassis mounting, for wall thickness up to 4 mm \$45

WBT-0230. RCA/Cinch for printed circuit boards, for wall thickness up to 2 mm with aluminum-knurl nut \$43

Protective Spiral Sleeves

To protect cable ends.

WBT-0570. Inside of sleeve 7.3 mm ... \$10.50

WBT-0560. Inside of sleeve 6.2 mm ... \$10.50

WBT-0550. Inside of sleeve 5 mm \$10.50

WEBER WORKS

Weber Wire Speaker Cable

Ribbon speaker cable features 10-gauge wire with impedances set at ratios of 1, 1.41, and 1.73; made of 684 individual strands of oxygen-free copper coated with pure silver. Current capacity of 100 amperes rms, 500 amps peak. 8-20 ft \$550-\$1,082/pr

Abbreviations used in this buyers' guide are explained in the box on page 256.

BLANK • TAPE

BASF

Digital Audio Tapes

Features ultra-fine metallic pigment.

DAT C120, 120 min	\$11.99
DAT C90, 90 min	\$10.99
DAT C60, 60 min	\$9.99

Chrome Maxima II Cassettes

C90, 90 min	\$4.29
C60, 60 min	\$3.29

Chrome Super Cassettes

C90, 90 min	\$3.69
C60, 60 min	\$2.99

Chrome Extra II Cassettes

C100, 100 min	\$3.29
C90, 90 min	\$2.99
C60, 60 min	\$2.69

Ferro Extra I Cassettes

Iron-oxide formulation.

C100, 100 min	\$1.89
C90, 90 min	\$1.69
C60, 60 min	\$1.49

CERTRON

Certron CTX Cassettes.

High-bias; 90 minutes.

2-pack	\$15
5-pack	\$7

DENON

All Denon cassettes feature head-cleaning leader and a lifetime warranty.

DAT Series

Ultrafine metallic-particle tape with special back-coating.

R-120 DT, 120 min	\$14.99
R-90 DT, 90 min	\$12.99
R-60 DT, 60 min	\$10.99
R-20 DM, 20 min. Demo-Master	\$9.99

High Specific Gravity Cassettes

Pure-metal formulation in heat-resistant shell.

MG-X100, 100 min	\$8.99
------------------	--------

S-Port Cassettes

Metal tape in thin case with rounded corners and edges.

S-Port Metal, 100 min. 2-pk	\$6.99
S-Port High, 100 min. 2-pk	\$4.99

HDM Metal Cassettes

Pure-metal tape with residual magnetic flux density of over 3,500 gauss and coercivity of 1,200 oersted.

HDM-100, 100 min	\$5.99
HDM-90, 90 min	\$5.50
HDM-74, 74 min	\$4.99

HD8 High-Bias Cassettes

High-density tape formulation combining pure-metal particles with cobalt-doped gamma ferric oxide.


HD8-100, 100 min	\$4.99
HD8-90, 90 min	\$4.75
HD8-74, 74 min	\$4.25
HD8-60, 60 min	\$3.75

HD7 High-Bias Cassettes

HD7-100, 100 min	\$4.25
HD7-90, 90 min	\$4
HD7-74, 74 min	\$3.50

HD6 High-Bias Cassettes

HD6-100, 100 min	\$3.50
------------------	--------



HD6-90, 90 min	\$3.25
HD6-74, 74 min	\$2.75

DX1 Normal-Bias Cassettes

DX1-90, 90 min	\$2.25
DX1-60, 60 min	\$1.75

DIC

DAT Cassettes

Fabricated with densely packed, ultra fine-grain magnetic metal particles.

120XR, 120 min	\$12
90XR, 90 min	\$10
60XR, 60 min	\$9
46XR, 46 min	\$8
30XR, 30 min	\$7
15XR, 15 min	\$6

FOSTEX

CT-5 High-Bias Cassette

60 min	\$6
--------	-----

FUJI

Digital Audio Tapes

Super-Fine Metallix formulation.

DAT (R-120), 120 min	\$12.95
DAT (R-90), 90 min	\$11.95
DAT (R-60), 60 min	\$10.95

FR Metal Series Cassettes

High-Bias metal tape.

FR (C-90), 90 min	\$5.99
FR (C-60), 60 min	\$5.49

FR-II PRO Series Cassettes

High-bias double-coated tape in a temperature-resistant shell.

FR-II Pro (C-100), 100 min	\$5.49
FR-II Pro (C-90), 90 min	\$4.99
FR-II Pro (C-60), 60 min	\$4.49

FR-IIx Series Cassettes

High-bias double-coated tape.

FR-IIx (C-90), 90 min	\$3.99
FR-IIx (C-60), 60 min	\$3.49

DR-II Series Cassettes

High-bias double-coated tape.

DR-II (C-100), 100 min	\$3.49
DR-II (C-90), 90 min	\$2.99
DR-II (C-60), 60 min	\$2.49

DR-I Series Cassettes

Normal-bias tape.

DR-I (C-90), 90 min	\$1.99
DR-I (C-60), 60 min	\$1.49

GREENCORP

Chrome CR22 Cassette

DuPont CrO₂ powder coated tape; sold in bulks of 25.

C100, 100 min	\$1.04
C92, 92 min	\$0.98
C62, 62 min	\$0.75
C47, 47 min	\$0.68
C32, 32 min	\$0.63
C12, 12 min	\$0.53

Music Plus Cassettes

Gamma-ferric tape; sold in bulks of 25.

C92, 92 min	\$0.77
C62, 62 min	\$0.66
C47, 47 min	\$0.58
C32, 32 min	\$0.54
C12, 12 min	\$0.44

XDS Music Grade Cassettes

Gamma-ferric tape; sold in bulks of 25.

C92, 92 min	\$0.68
C62, 62 min	\$0.58
C47, 47 min	\$0.51
C32, 32 min	\$0.46
C12, 12 min	\$0.39

LORAN

Pro DAT Cassettes

Made to custom lengths with 10-piece order.

Pro-DAT, 120-min	\$10.50
Pro-DAT, 60-min	\$7.50
Pro-DAT, 30-min	\$6
Pro-DAT, 10-min	\$5
Pro-DAT, 5-min	\$4.75

ESQ Series

High bias; polycarbonate shell.

ESQ-90, 90 min	\$4.99
----------------	--------

MAXELL

Digital Audio Tape

Features Ceramic-Armor metal particles.

R-120DM, 120 min	\$14.99
R-90DM, 90 min	\$12.99
R-60DM, 60 min	\$10.99
R-46DM, 46 min	\$8.99

Metal Vertex

MV-90, 90 min	\$14.99
---------------	---------

MX-S Metal Cassettes

MX-S 100, 100 min	\$5.99
MX-S 90, 90 min	\$5.29
MX-S 60, 60 min	\$4.39

MX Metal Cassettes

MX-110, 100 min	\$4.49
MX-90, 90 min	\$3.99
MX-60, 60 min	\$2.99

XLII-S Epitaxial High-Bias Cassettes

60 min-100 min	\$3.59-\$4.99
----------------	---------------

XL-II Epitaxial Cassettes

Chrome tape; high bias.

46 min-100 min	\$3.29-\$4.39
----------------	---------------

UD-II Epitaxial High-Bias Cassettes

46-100 min	\$2.49-\$3.69
------------	---------------

XLI-S Epitaxial Cassettes

Normal bias.

60 min-90 min	\$3.59-\$4.39
---------------	---------------

UD-I Epitaxial Cassettes

Normal bias.

60 min-90 min	\$2.49-\$2.99
---------------	---------------

BLANK • TAPE

UR Cassettes

Normal bias.
46 min-120 min \$1.49-\$2.79

XLI Back-Coated Open-Reel Tapes

XLI 35-180B. 3,600 ft, 10½-in reel \$38.99
XLI 35-90B. 1,800 ft, 7-in reel \$13.99

Ultra-Dynamic Open-Reel Tapes

UD35-180. 3,600 ft, 10½-in reel \$31.29
UD35-90. 1,800 ft, 7-in reel \$9.99

MEMOREX BY MEMTEK

CDX Type IV Metal Cassettes

C-110 \$3.25
C-90 \$2.99

CDX II High-Bias Metal Cassettes

C-90 \$4.79

HBX II High-Bias Cassettes

Ferriccobalt tape for 70-µs setting.
60 min-90 min \$2.79-\$3.69

HBS II High-Bias Cassettes

HBS II. C-110 \$2.79
HBS II. C-100 \$2.59
HBS II. C-90 \$2.29
HBS II. C-76 \$1.99
HBS II. C-60 \$1.79
HBS II. C-46 \$1.59

MMC-60 Type I Micro Cassette

C-60 \$2.29

MRX I Normal-Bias Cassettes

Full lifetime warranty; clear shell.
C-90 \$1.99
C-60 \$1.79

Normal-Bias Cassettes

Normal-bias tapes for general-purpose recording; clear shell.

C-120 \$1.99
C-90 \$1.49
C-60 \$1.19
C-46 \$1.10

dBS Normal-Bias Cassettes

C-110 \$3.29
C-120 \$1.94
C-90 \$1.39
C-60 \$1.09
C-45 \$1.04

NIPPON

C60-BAG. 60-min; 3-pk \$0.99
C90-BAG. 90-min; 2-pk \$0.99
C60+2. 62-min; plastic box \$0.99

REALISTIC BY RADIO SHACK

Open-Reel Tape

Supertape premium polyester base tape.
7-in reel; 3,600 ft; 0.5 mil; 1-9 tapes \$12.99
7-in reel; 3,600 ft; 0.5 mil; 10+ tapes \$10.39
7-in reel; 1,800 ft; 1.0 mil; 1-9 tapes \$6.99
7-in reel; 1,200 ft; 1.5 mil; 1-9 tapes \$5.99
7-in reel; 1,800 ft; 1.0 mil; 10+ tapes \$5.59
7-in reel; 1,200 ft; 1.5 mil; 10+ tapes \$4.79
5-in reel; 900 ft; 1.0 mil; 1-9 tapes \$3.99
5-in reel; 900 ft; 1.0 mil; 10+ tapes \$3.19

Concertape. Polyester base. 7-in reel; 1,800 ft; 1.0 mil \$2.99

MIV Metal Tape

Fine-grain metal particles; 5-screw housing; hinged storage box.

60 min-90 min \$4.99-\$5.99

MII Metal Tape

High-bias with head-cleaning leader.
MII-100. 100 min \$4.99
MII-90. 90 min \$4.79
MII-76. 76 min \$4.49
MII-60. 60 min \$3.99

HD High-Definition Chrome-Equivalent Tape

High-bias tape with head-cleaning leader; hinged storage box; index card.

HD-100. 100 min \$3.69
HD-90. 90 min \$2.99
HD-76. 76 min \$2.79
HD-60. 60 min \$2.49
HD-46. 46 min \$2.39

LN Low-Noise Standard Ferric Tape

Hinged storage box with index card.

LN-120. 120 min. 2-pk \$3.49
LN-90. 90 min. 2-pk \$2.39
LN-60. 60 min. 2-pk \$1.99
LN-30. 30 min. 2-pk \$1.69

XR Type I Premium Ferric Tape

Hinged storage box with index card.

XR-120. 120 min \$2.79
XR-90. 90 min \$1.99
XR-60. 60 min \$1.49
XR-46. 46 min \$1.39

RECOTON

SX100 Cassettes

Normal-bias tape.
SX100-10. 10 tapes, 100 min \$20
SX100-2. 2 tapes, 100 min \$5

XCD100 Cassettes

High-bias tape; metal with cobalt oxide.
XCD100-5. 5 tapes, 100 min \$18
XCD100-2. 2 tapes, 100 min \$8

XR90 Cassettes

XR90-10. 10 tapes, 90 min \$14
XR90-2. 2 tapes, 90 min \$4.50

SCOTCH BY 3M

Digital Audio Tape

Scotch DAT-120. 120 min \$14.99
Scotch DAT-90. 90 min \$12.49
Scotch DAT-60. 60 min \$10.99
Scotch DAT-46. 46 min \$8.99

High-Bias Cassettes

Scotch XS II-S. 90 min \$4.19
Scotch XS II-S. 60 min \$3.29

Normal-Bias Cassettes

Scotch CX. 90 min \$2.99
Scotch CX. 60 min \$2.59
Scotch BX. 90 min \$1.99
Scotch BX. 60 min \$1.69

TDK

MA-XG Metal-Alloy Cassettes

70-µs EQ; dual-layer metal Finavinx particles; housed in RS-III 5-piece mechanism, designed to eliminate modulation noise.
MA-XG 90. 90 min \$18.99
MA-XG 60. 60 min \$16.99

MA-X Metal-Alloy Cassettes

70-µs EQ; ultrafine Finavinx metal magnetic particles; antiresonance mechanism.
MA-X 100. 100 min \$5.99
MA-X 90. 90 min \$5.29
MA-X 60. 60 min \$4.39

MA Metal-Alloy Cassettes

70-µs EQ; Finavinx metal magnetic formulation; dual-layer, antiresonance mechanism.

MA-110. 110 min \$4.49
MA-90. 90 min \$3.99
MA-60. 60 min \$2.99

SA-X High-Bias Cassettes

Dual-coated Super-Avilyn formulation; 2-layer antiresonance mechanism.

SA-X 100. 100 min \$4.99
SA-X 90. 90 min \$4.49
SA-X 60. 60 min \$3.99
SA-X 50. 46 min \$3.29

SA High-Bias Cassettes

Super Avilyn magnetic particles; dual-layer, antiresonance cassette shell.

SA 100. 100 min \$4.39
SA 90. 90 min \$3.79
SA 80. 80 min \$3.69
SA 60. 60 min \$3.29
SA 50. 46 min \$3.29

SD High-Bias Cassettes

Avilyn magnetic particles; H-type multiface shell to reduce resonance.

SD 100. 100 min \$3.69
SD 90. 90 min \$2.99
SD 60. 60 min \$2.49
SD 50. 46 min \$2.49

AR-X Normal-Bias Cassettes

Dual-coated Avilyn formulation; two-layer, antiresonance cassette shell to reduce vibration.

AR-X 90. 90 min \$3.79
AR-X 60. 60 min \$3.29

AR Normal-Bias Cassettes

Nonporous ferric magnetic particles; H-type multiface shell to reduce resonance.

AR-100. 100 min \$2.99
AR-90. 90 min \$2.99
AR-60. 60 min \$2.49

D Normal-Bias Cassettes

Ferric magnetic particles.

D-120. 120 min \$2.99
D-90. 90 min \$1.99
D-60. 60 min \$1.69
D-50. 46 min \$1.69
D-30. 30 min \$1.49

DA Digital Audio Tape

Super Finavinx pure-metal particle formulation with Three-Dimensional Compound binder.

DA-R120. 120 min \$14.99
DA-R90. 90 min \$12.99
DA-R60. 60 min \$10.99

3M BLACK WATCH

All 3M Black Watch products feature a lifetime warranty.

7707 DAT Digital Cassettes

Proprietary pure-metal-particulate magnetic formulation.

DT-120. 120 min \$20

Model 996 Open-Reel Studio Mastering Tape

10½-in reel, (1.5 mil, 2,500 ft) \$50
7-in reel, (1.5 mil, 1,200 ft) \$30

4040 Metal Audio Cassettes

100 min \$9
74 min \$7

2020 High-Bias Cassettes

100 min \$6
74 min \$4

DIRECTORY OF MANUFACTURERS

AAMP
22047 U.S. 19 N.
Clearwater, FL 34625
813-797-1081

A&S
3170 23rd St.
San Francisco, CA 94110
415-641-9228

Ace Audio
532 5th St.
E. Northport, NY 11731
516-757-8990

Aconti
1650 Timocuan Way
Longwood, FL 32750
407-332-0131

Acoustat
613 S. Rockford Dr.
Tempe, AZ 85281
602-967-3565

Acoustic Interface
Box 6632
Santa Barbara, CA 93160
805-964-0247

Acoustic Research
330 Turnpike St.
Canton, MA 02021
617-821-2300

Acrotec (see Edge Marketing)

Adcom
11 Elkins Rd.
E. Brunswick, NJ 08816
908-390-1130

ADJO
Box 111
Redding Ridge, CT 06876
203-938-2381

a/d/s/
One Progress Way
Wilmington, MA 01887
800-522-4434

Advanced Akustic
7627 Woodside Dr., Ste. 3
Stockton, CA 95207
209-477-5045

Advanced Electrodynamic Systems
860 N. Cypress St.
Orange, CA 92667
714-639-7690

Advanced Sound
711 E. Magnolia Ave.
Knoxville, TN 37917
615-637-6694

Advent (see Jensen)

AES
22 Parsons Dr.
Swampscott, MA 01907
617-592-4966

Airtangent (see Basis)

Air Tight (see Edge Marketing)

Aiwa
800 Corporate Dr.
Moonachie, NJ 07430
201-512-3600

AKG
1525 Alvarado St.
San Leandro, CA 94577
415-351-3500

Alaron
185 Park St., Box 550
Troy, MI 48099
313-585-8400

Allison
26 Pearl St., #15
Bellingham, MA 02019
800-225-4790

Altec Lansing
Rt. 6 & Rt. 209
Milford, PA 18337
717-296-4434

Alternative Audio Solutions
Box 36359
Cincinnati, OH 45236
513-861-4213

AMC (see Weltronics)

American Acoustics (see MTX)

American Hybrid Technology
549 Centennial Ave.
Trenton, NJ 08629
609-599-3828

Amrita Audio
Box 770
Fairfield, IA 52556
800-426-7482

Anodyne Group
Box 6227
High Point, NC 27262
919-884-7394

Aparture
Box 877
Bunnell, FL 32110
800-272-8873

Apogee
35 York Ave.
Randolph, MA 02368
617-963-0124

Aragon (see Mondial)

Arant
Box 192
Marlboro, NH 03455
603-876-4400

Arcam (see Audio Influx)

Archer (see Tandy)

Argent (see Direct Sound)

Aria (see Orca)

Ariston Acoustics (see EuroSound Imports)

Arkon
11627 Clark St., Suite 101
Arcadia, CA 91006
818-358-1133

Artech
Box 1165
Champlain, NY 12919
514-631-6448

Atma-Sphere
160 S. Wheeler St.
St. Paul, MN 55105
612-690-2246

Audikron (see Vidikron)

Audio by Van Alstine
2202 River Hills Dr.
Burnsville, MN 55337
612-890-3517

Audio Concepts
901 S. Fourth
La Crosse, WI 54601
608-784-4570

Audio Control
22313 70th Ave. W.
Mountlake Terrace, WA 98043
206-775-8461

Audio Design Associates
610 Mamaroneck Ave.
White Plains, NY 10605
914-946-9595

Audio Influx
Box 381
Highland Lakes, NJ 07422
201-764-8958

Audio Innovations (see Sounds Like Music)

Audiolab (see Artech)

Audio Note (see Sounds Like Music)

Audiophile Systems
8709 Castle Park Dr.
Indianapolis, IN 46256
317-849-7103

AudioPrism
Box 1124
Issaquah, WA 98027
206-222-4295

Audio Products International
3641 McNicoll Ave.
Scarborough, Ontario M1X 1G5
416-321-1800

AudioQuest
Box 3060
San Clemente, CA 92674
714-498-2770

Audio Research
6801 Shingle Creek Pky.
Minneapolis, MN 55430
612-566-7570

AudioSource
1327 N. Carolan Ave.
Burlingame, CA 94010
415-348-8114

Audiostatic
Box 8
Livonia, NY 11487
716-262-4317

AudioStream
Box 2410
Niagara Falls, NY 14302
416-632-0180

Audio-Technica
1221 Commerce Dr.
Stow, OH 44224
216-686-2600

Audire
9576 El Tambor Ave.
Fountain Valley, CA 92708
714-968-1236

Audix
5635 Stoneridge Dr. #111
Pleasanton, CA 94566
415-463-1112

Avalon Acoustics
2800-B Wilderness Pl.
Boulder, CO 80301
303-440-0422

Avid
Box 192
Marlboro, NH 03455
603-876-4400

AVS Technologies
2100 Trans Canada Hwy. S.,
Montreal, Quebec H9P 2N4
514-683-1771

Axiom
Hwy. #60,
Dwight, Ontario P0A 1H0
705-635-2222

Azden
147 New Hyde Park Rd.
Franklin Square, NY 11010
516-328-7500

B&K
1971 Abbott Rd.
Buffalo, NY 14218
800-543-5252

B&W
Box 653
Buffalo, NY 14240
416-751-4520

Bang & Olufsen
1150 Feehanville Dr.
Mount Prospect, IL 60056
708-299-9380

BASF
Crosby Dr.
Bedford, MA 01730
617-271-4000

Basis
2 Townsend W., Ste. 11A
Nashua, NH 03063
603-889-4776

BBE
5500 Bolsa Ave. Ste. 245
Huntington Beach, CA 92649
800-233-8346

BEAR Labs
Box 144
Hannacroix, NY 12087
518-756-9894

Bedini
5450 E. Seltice Way. #B
Post Falls, ID 83854
208-773-5179

BEL
2530 Berryessa Rd. #126
San Jose, CA 95132
408-259-8648

Berning
1107 Candlelight Lane
Potomac, MD 20854
301-926-3371

Beyer Dynamic
5-05 Burns Ave.
Hicksville, NY 11801
516-935-8000

BGW Systems
13130 S. Yukon Ave.
Hawthorne, CA 90251
213-973-8090

BIC America
895 E. Hampshire Rd.
Stow, OH 44224
216-928-2011

Billy Bags
1637 Pacific Ave., Ste. 135
Oxnard, CA 93033
805-486-9447

Blakely Acoustical Labs
4405 Shade Tree Ct.
Raleigh, NC 27613
919-787-0907

BLR
84-03 Cuthbert Rd.
Kew Gardens, NY 11415
718-441-2696

Boothe
Box 6184
Honolulu, HI 96818
808-422-4959

Bose
The Mountain
Framingham, MA 01701
508-879-7330

Boston Acoustics
70 Broadway
Lynnfield, MA 01940
617-592-9000

Boulder
4850 Sterling Dr.
Boulder, CO 80301
303-449-8220

Bryston
57 Westmore Dr.
Rexdale, Ontario M9V 3Y6
416-746-0308

California Audio Labs
16812 Gothard St.
Huntington Beach, CA 92647
714-841-1140

Calrad
819 N. Highland Ave.
Los Angeles, CA 90038
213-465-2131

Camber (see Plateau Camber)

Cambridge Audio
(see Weltronics)

Cambridge Physics
Mill Complex, Box 192
Marlboro, NH 03455
603-876-4400

Cambridge SoundWorks
154 California St.
Newton, MA 02158
800-252-4434

Canton
915 Washington Ave. S.
Minneapolis, MN 55415
612-333-1150

Carrera (see Vector Research)

Carver
Box 1237
Lynnwood, WA 98046
206-775-1202

Cary
101 J Woodwinds Industrial Ct.
Cary, NC 27511
919-481-4494

Casio
570 Mt. Pleasant Ave.
Dover, NJ 07801
201-361-5400

Castle
(see May Audio Marketing)

CDE
(Classical Design & Engineering)
7700 Old Branch Ave., Ste. C102
Clinton, MD 20735
301-868-7059

Celestion
89 Doug Brown Way
Holliston, MA 01746
508-429-6706

Cello
315 Peck St.
New Haven, CT 06513
203-865-1237

Cerca
Box 1096
La Quinta, CA 92253
213-564-0770

Certron
4929 Wilshire Blvd., #750
Los Angeles, CA 90010
213-954-0477

Cerwin-Vega
555 E. Easy St.
Simi Valley, CA 93065
805-584-9332

Chapman Sound
Box 140
Vashon, WA 98070
206-463-3008

Chord (see Naim)

Cicena
584 Broadway, #901
New York, NY 10012
212-941-6767

Citizen
2020 Santa Monica Blvd., #410
Santa Monica, CA 90404
213-828-8245

Classe Audio
9414 Cote de Liesse Rd.
Lachine, Quebec H8T 1A1
514-636-6384

Classic Audio
238 Liberty Ave.
New Rochelle, NY 10805
914-633-3039

Clements
76th St. Clair Ave. W., 4th Fl
Toronto, Ontario M4V 1N2
416-967-1622

Clif Designs
1602 Babcock St.
Costa Mesa, CA 92627
714-645-8825

Community Light & Sound
333 E. 5th St.
Chester, PA 19103
215-876-3400

Conrad-Johnson
2800R Dorr Ave.
Fairfax, VA 22031
703-698-8581

Contour Acoustic Design
(see O'Sullivan)

Counterpoint
2610 Commerce Dr.
Vista, CA 92083
619-598-9090

Craig
13845 Artesia Blvd.
Cerritos, CA 90701
213-926-9944

Creek Audio (see Music Hall)

Crest
150 Florence Ave.
Hawthorne, CA 90291
201-423-1300

Crown International
Box 1000
Elkhart, IN 46515
219-294-8000

CSI
Box 2727
Oakland, CA 94602
415-531-8725

Dahlquist
601 Old Willets Path
Hauppauge, NY 11788
516-234-5757

Dana Audio
Box 1
Austin, TX 78767
512-251-7701

Dantax (see Nordost Marketing)

Day Sequerra
Box 95707
Hoffman Estates, IL 60195
708-843-1797

DB Systems
Main St., Box 460
Rindge Center, NH 03461
603-899-5121

DCM
670 Airport Blvd.
Ann Arbor, MI 48108
313-994-8481

DeCoursey
11828 W. Jefferson Blvd.
Culver City, CA 90230
213-397-9668

Definitive Technology
11105 Valley Heights Dr.
Baltimore, MD 21117
301-363-7148

Deltec (see Kevro International)

Dennesen
715 Hale St.
Beverly, MA 01915
508-927-2521

Denon
222 New Rd.
Parsippany, NJ 07054
201-575-7810

Design Acoustics
(see Audio-Technica)

Desktop
Box 14526, Wm. Chick Station
Kansas City, MO 64124
816-531-6722

DIC Digital
222 Bridge Plaza S.
Fort Lee, NJ 07024
201-224-9344

Direct Sound
150 Fifth Ave., Ste. 842
New York, NY 10011
212-691-9050

Discwasher (see Recoton)

DLC (see David Levy)

Dynaco (see Panoram)

Dynaudio
Box 13686
Research Park
Triangle, NC 27709
919-781-3373

Eagle Cable (see Eurotek)

Edge Marketing
611-B Santa Clara Ave.
Venice, CA 90291
213-392-2927

Electronic Visionary Systems
2531 Regent St., #17
Berkeley, CA 94704
415-549-2394

Electro-Voice
600 Cecil St.
Buchanan, MI 49107
616-695-6831

Emerson
One Emerson Lane
North Bergen, NJ 07047
201-854-6600

Emineat Technology
225 E. Palmer St.
Tallahassee, FL 32301
904-575-5655

Encore
7105 E. 132nd St.
Grandview, MO 64030
816-761-8057

Energy (see Audio Products International)

EPI
8400 Balboa Blvd.
Northridge, CA 91325
818-892-3224

Epik
1720 Lilac Dr.
Walnut Creek, CA 94595
415-930-9104

Epoch (see Stanton)

Epos (see Music Hall)

Esoteric (see TEAC)

Esoteric Audio
RR3, Box 262
Winder, GA 30680
404-867-6300

Esoteric Sound
4813 Wallbank Ave.
Downers Grove, IL 60515
708-960-9137

ESS
11415 Folsom Blvd.
Rancho Cordova, CA 95742
916-852-0906

EuroSon
694 Ft. Salonga Rd.
Northport, NY 11768
516-261-7700

EuroSound Imports
1060 Main St.
River Edge, NJ 07661
201-489-2772

Eurostat
1132 East Ave.
Rochester, NY 14607
716-473-2571

Eurotek
Brandon South, Box 20004
Brandon, Manitoba R7A 6X8
204-727-5316

Exposure (see Audiophile Systems)

Expressive Technologies
Box 6401
Holliston, MA 01746
508-429-8911

Fanfare International
500 E. 77th St. Apt. 1123
New York, NY 10021
212-734-1041

Fisher
21350 Lassen St.
Chatsworth, CA 91311
818-998-7322

FMS
319 A St.
Boston, MA 02210
617-542-8161

Focal (see Orca)

Focus
120 S. Patterson Blvd.
Dayton, OH 45402
513-222-3946

Forte (see Threshold)

Fosgate-Audionics
Box 70
Heber City, UT 84032
801-654-4046

Fostex
15431 Blackburn Ave.
Norwalk, CA 90650
213-921-1112

Fried
7616 City Line Ave.
Philadelphia, PA 19151
215-473-7474

Frontier
511 Tezcucco St.
Hancock, MI 49930
906-482-2946

Fuji
555 Taxter Rd.
Elmsford, NY 10523
914-789-8100

German Acoustics
6142 N. Kenmore Ave.
Chicago, IL 60660
312-338-1244

GNP
1254 E. Colorado Blvd.
Pasadena, CA 91106
818-577-7767

Goldmund (see International Audio Technologies)

Goldring (see Music Hall)

Gold Sound
Box 141
Englewood, CO 80151
303-789-5310

Goodmans of England (see TGI)

GPX (see Gran Prix)**Grado**
4614 7th Ave.
Brooklyn, NY 11220
718-435-5340**Gran Prix**
108 Madison St.
St Louis, MO 63102
800-800-7749**Greencorp**
1015 W. Newport Ctr. Dr., #105
Deerfield Beach, FL 33442
800-972-0707**Guss Enterprises**
215 W. 92nd St.
New York, NY 10025
212-580-7401**Hafler**
613 S. Rockford Dr.
Tempe, AZ 85281
602-967-3565**Hales Audio**
43272 Christy St.
Fremont, CA 94538
415-623-0790**Harman Kardon**
8380 Balboa Blvd.
Northridge, CA 91325
818-893-9992**Hartley**
1200 N. 23rd St., Ste. 10
Wilmington, NC 28405
919-763-7422**Heco (see EuroSon)****Hitachi**
401 W. Artesia Blvd.
Compton, CA 90220
213-537-8383**Home Theater Products**
10016 Pioneer Blvd., Ste. 102
Santa Fe Springs, CA 90670
213-949-4004**HTG (see Music & Sound Imports)****Icon Acoustics**
13 Fortune Dr.
Billerica, MA 01821
800-669-9662**Impact**
Box 1476
Stillwater, OK 74076
405-624-6722**Infinity**
9409 Owensmouth Ave.
Chatsworth, CA 91311
818-407-0228**Integral Audio**
1165 E. Catlin St.
Simi Valley, CA 93065
805-583-5270**International Audio Technologies**
13897 Willard Rd., Ste. J
Chantilly, VA 22021
703-378-1515**International Components**
105 Maxess Rd.
Melville, NY 11747
516-293-1500**Island Audio**
49 Cedar Swamp Rd.
Glen Cove, NY 11542
516-676-7748**Iione**3429 Morningside Dr.
El Sobrante, CA 94803
415-222-4276**Jackson**
4524 N. 35th Pl.
Phoenix, AZ 85018
602-956-7473**Jadis (see Fanfare International)****Jamo**
425 Huehl Rd., Bldg 8
Northbrook, IL 60062
708-498-4648**Jasco**
311 NW 122nd St.
Oklahoma City, OK 73114
800-654-8483**JBL**
240 Crossways Park W.
Woodbury, NY 11797
516-496-3400**Jecklin**
(see May Audio Marketing)**Jensen**
25 Tri-State Intl. Office Ctr.
Lincolnshire, IL 60069
800-323-0707**JPW (see Audiophile Systems)****JRM**
3716 Broadway NE
Knoxville, TN 37917-3120
615-688-6501**JS Audio**
643 Speedwell Ave.
Morris Plains, NJ 07950
201-292-2799**JVC**
41 Slater Dr.
Elmwood Park, NJ 07407
201-794-3900**Kebschull (see German Acoustics)****KEF**
14120-K Sullyfield Circle
Chantilly, VA 22021
703-631-8810**Kenwood**
Box 22745
Long Beach, CA 90801-5745
213-639-9000**Kevro**
Box 1355
Buffalo, NY 14205
416-428-2800**Kimber Kable**
2752 S. 1900 W.
Ogden, UT 84401
800-223-4039**Kinergetics**
Box 4839
Chatsworth, CA 91313-4839
213-582-9382**Kinetic Audio**
Box 215
Arlington Heights, IL 60006
312-625-9322**Klark-Teknik**
200 Sea Lane
Farmingdale, NY 11735
516-249-3660**KLH**
11131 Dora St., Box 1085
Sun Valley, CA 91352
213-875-0480**Klipsch**Box 688
Hope, AR 71801
501-777-6751**Klyne Audio Arts**
828 7th Ave. SE
Olympia, WA 98501
206-943-5420**Koetsu**
712 S. Military Trail
Deerfield, FL 33442
305-698-6102**Kort**
3646 Lyndale Ave. N.
Minneapolis, MN 55412
612-341-3115**Koss**
4129 N. Port Washington Ave.
Milwaukee, WI 53212
414-964-5000**KreM**
35 Higgins Dr.
Milford, CT 06460
203-874-3139**Laneer**
12340 McCann Dr.
Santa Fe Springs, CA 90670
213-941-3509**Lasonic**
1827 W. Valley Blvd.
Alhambra, CA 91803
818-281-3957**Lazarus**
8130 Coldwater Canyon
North Hollywood, CA 91605
818-982-6477**Lenbrook**
633 Granite Ct.
Pickering, Ontario L1W 3K1
416-831-6333**David Levy (DLC)**
12753 Moore St.
Cerritos, CA 90701
213-404-9998**Lexicon**
100 Beaver St.
Waltham, MA 02154
617-736-0300**Linaeum**
1238 N.W. Glisan, Ste. 404
Portland, OR 97209
503-222-5138**Linn (see Audiophile Systems)****Loran**
10-48 Clark St.
Warren, PA 16365
800-633-0455**LRS**
7 Kelsey Rd.
Lee, NH 03824
603-659-5335**Luxman**
19145 Gramercy Pl.
Torrance, CA 90501
213-326-8000**Madison Fielding**
200 William St.
Port Chester, NY 10573
914-939-4600**Madrigal**
Box 781, 2081 S. Main St.
Middletown, CT 06457
203-346-0896**Magnavox (see Philips)****Magnepan**
1645 Ninth St.
White Bear Lake, MN 55110
612-426-1645**Magnum Dynalab**
6509 Transit Rd., #H1
Bowmansville, NY 14026
716-684-0460**M&K (see Miller & Kreisel)****Marantz**
700 N. Commerce St., Box 2066
Aurora, IL 60507-2066
708-820-4800**Marchand**
1334 Robin Hood Lane
Webster, NY 14580
716-265-4930**Mark Levinson (see Madrigal)****John Marovskis**
2889 Roebling Ave.
Bronx, NY 10461
212-892-7419**Marshall**
Box 2027
Culver City, CA 90230
213-390-6608**Martin-Logan**
2001 Delaware St.
Lawrence, KS 66046
913-749-0133**Maston**
6416 Via Amigos
San Jose, CA 95120
408-268-8209**Maxell**
22-08 Route 208 S.
Fair Lawn, NJ 07410
201-794-5900**May Audio Marketing**
Box 1048, 76 Main St.
Champlain, NY 12919
518-298-4434**MB Quart**
25 Walpole Park S.
Walpole, MA 02081
508-668-8973**McIntosh**
2 Chambers St.
Binghamton, NY 13903-2699
607-723-3512**McNeill**
650 Franklin Ave.
Aliquippa, PA 15001
412-375-9203**Melody Audio**
1940 Blake St., Ste. 101
Denver, CO 80202
303-291-3100**Melos**
723 Bound Brook Rd.
Dunellen, NJ 08812
908-968-4748**Memorex (see Memtek)****Memtek**
Box 901021
Fort Worth, TX 76101
817-878-6700**Meridian (see KEF)****Merlin**
Box 146
Hemlock, NY 14466
716-262-4310**MFA**2518 Seaboard Ave.
San Jose, CA 95131
408-954-8787**J.A. Michell Engineering**
(see Artech)**Micromega (see Versa Dynamics)****Miller & Kreisel**
10391 Jefferson Blvd.
Culver City, CA 90232
213-204-2854**Mirage**
3641 McColl Ave.
Scarborough, Ontario M1X 1G5
416-321-1800**Mirror Image**
651 Charlesgate Circle
E. Amherst, NY 14051
716-688-2988**Mission**
2461 Bellevue Ave.
West Vancouver, BC V7V 1E1
604-926-7837**MIT (see Transparent Audio Marketing)****Mitsubishi**
5757 Plaza Dr., Box 6007
Cypress, CA 90630-0007
714-220-2500**Modern Audio Consultants**
112 Swanhill Ct.
Baltimore, MD 21208
301-486-5975**Mod Squad**
542 North Highway 101
Leucadia, CA 92024-0965
619-436-7666**Mogami (see Marshall)****Mondial**
2 Elm St.
Ardley, NY 10502
914-693-7199**Monitor Audio**
(see Kevro)**Monster Cable**
274 Wattis Way
S. San Francisco, CA 94080-6761
415-871-6000**Mordaunt-Short (see TGI)****Morel**
414 Harvard St.
Brookline, MA 02146
617-277-6663**Motif (see Conrad-Johnson)****MSB**
Box 141
Moss Beach, CA 94038
415-728-5265**MTX**
555 W. Lamm Rd.
Freeport, IL 61032
800-225-5689**MTX Soundcraftsmen**
2200 S. Richey St.
Santa Ana, CA 92705
714-556-6191**Muse**
Box 2198
Garden Grove, CA 92642
714-554-8200

Musentex
1829 54th St. S.E.
Calgary, Alberta T2B 1N5
403-273-2552

Musical Concepts
(see Musical Design)

Musical Design
Two Patterson Plaza
St. Louis, MO 63031
314-831-5802

Music & Sound Imports
450B Pike Rd.
Huntingdon Valley, PA 19006
215-953-9222

Music Hall
108 Station Rd.
Great Neck, NY 11023
516-487-3663

NAD (see Lenbrook)

Nady
6701 Bay St.
Emeryville, CA 94608
415-652-2411

Nalm
1748 N. Sedgwick St.
Chicago, IL 60614
312-944-0217

Nakamichi
19701 S. Vermont Ave.
Torrance, CA 90502
213-538-8150

NEAR
679 Lisbon Rd.
Lisbon Falls, ME 04252
207-353-7307

Nestorovic Labs
8307 NE 110 Pl.
Kirkland, WA 98034
206-821-0225

NHT (see Now Hear This)

Nikko (see AVS Technologies)

Nikkodo
4600 N. Santa Anita Ave.
El Monte, CA 91731
818-350-3131

Niles
12331 SW 130th St.
Miami, FL 33186
305-238-4373

Nippon
210 Hanse Ave.
Freeport, NY 11520
516-623-7400

Nordost
420 Franklin St.
Framingham, MA 01701
508-879-1242

Norman Laboratories
1905 Atchison Dr.
Norman, OK 73069
405-321-3205

Novak
Merritts Island Rd.
Pine Island, NY 10969
914-258-4363

Now Hear This
537 Stone Rd., Ste. E
Benicia, CA 94510
707-747-0151

NRG Control
Box 389
Walled Lake, MI 48088
313-624-6670

NSM (see EuroSon)

Numark
503 Newfield Ave.
Raritan Center
Edison, NJ 08837
908-225-3222

OCM/Belles
(see Magnum Dynalab)

OCM Technology
1237 E. Main St.
Rochester, NY 14609
716-482-8850

Octave Research
183-08 Camden Ave.
St. Albans, NY 11412
718-454-5739

Odeon
12461 Tibbetts St.
Sylmar, CA 91342
818-362-3379

Ohm
241 Taaffe Pl.
Brooklyn, NY 11205
718-783-1111

Omni Sound
19020 Preston Rd.
Dallas, TX 75252-2445
214-964-6664

Onix Audio (see Music Hall)

Onkyo
200 Williams Dr.
Ramsey, NJ 07446
201-825-7950

Optimus (see Tandy)

Ora
9410 Owensmouth Ave.
Chatsworth, CA 91311
818-772-2700

Oracle
Box 394
Edmundston, New Brunswick
E3V 3L1
506-735-1080

Orca
1531 Lookout Dr.
Agoura, CA 91301
818-707-1629

Ortofon
122 Dupont St.
Plainview, NY 11803
516-349-9180

O'Sullivan
1900 Gulf St.
Lamar, MO 64759
417-682-3322

Otari
378 Vintage Park Dr.
Foster City, CA 94404
415-341-5900

Otvos
R.R. 4
Brighton, Ontario K0K 1H0
613-475-3633

Owi
1160 Mahalo Pl.
Compton, CA 90220
800-638-1694

Pacific Sound & Signal
123-11860 Hammersmith Way
Richmond, BC V7A 5G1
604-272-4555

Packburn
Box 335
DeWitt, NY 13214
315-472-5644

Panasonic
One Panasonic Way
Secaucus, NJ 07094
201-348-7000

Panor
125 Cabot Ct.
Hauppauge, NY 11788
516-434-1200

Paradigm (see AudioStream)

Parasound
950 Battery St.
San Francisco, CA 94111
800-822-8802

Payor Acoustics
RFD 1 Box 1113A
W. Rockport, ME 04865
207-596-7151

Pegasus (see Rayco Sound)

Perfectionist Audio
32 Church St.
Malverne, NY 11565
516-887-6009

PF Acoustics
100-D Williams Ct.
Winder, GA 30680
404-867-8567

Phase Technology
6400 Youngerman Circle
Jacksonville, FL 32244
904-777-0700

Philips
1 Philips Dr., Box 14810
Knoxville, TN 37914
615-521-4316

Phoenix Gold
1170 NE 63rd St.
Portland, OR 97213
503-288-2008

PhyZics
2680 Post Oak Ct.
Marietta, GA 30062
404-977-5289

Pickering
101 Sunnyside Blvd.
Plainview, NY 11803
516-349-0200

Pinnacle
255 Executive Dr., Ste. 310
Plainview, NY 11803
516-576-9052

Pioneer
2265 E. 220th St.
Long Beach, CA 90810
213-835-6177

Plateau Camber
4946 Bourg
Montreal, Quebec H4T 1J2
514-738-3225

Pointsource
Box 788
Whiting, IN 46394
219-659-0450

Polk
5601 Metro Dr.
Baltimore, MD 21215
301-358-3600

Polydax
10 Upton Dr.
Wilmington, MA 01887
508-658-0700

Portland
1101-A Airway
Glendale, CA 91201
800-999-5260

Precise Acoustic Laboratories
200 Williams Dr., Suite B
Ramsey, NJ 07446
201-934-1335

Proac (see Modern Audio
Consultants)

Proceed (see Madrigal)

Prodigy
4337 Lindberg
Addison, TX 75244
214-980-2628

Professional Technologies
Box 282A, Rd #1
Rome, NY 13440
315-337-4156

Proton
5630 Cerritos Ave.
Cypress, CA 90630
714-952-8282

PS Audio
Box 1119
Grover City, CA 93483
805-481-4844

PSB (see Lenbrook)

PSE
7401 Lyndale Ave. S.
Minneapolis, MN 55423
612-866-4984

Psycho Acoustic
10132 Mammoth Dr.
Baton Rouge, LA 70814
800-262-2402

QED
(see May Audio Marketing)

QSC
1926 Placentia Ave.
Costa Mesa, CA 92627
714-645-2540

Quad
111 South Dr.
Barrington, IL 60010
708-526-1646

Quadral (see Eurotek)

Quanta (see Rayco Sound)

Quasar
1325 Pratt Blvd.
Elk Grove Village, IL 60007
708-228-6366

Quicksilver
4119 Coronado
Stockton, CA 95204
209-462-7711

Radford/Woodside
(see Tercel)

Rayco Sound
9141/9145 Arbuttle Dr.
Gaithersburg, MD 20877-1428
301-840-0747

Realistic (see Tandy)

Recoton
46-23 Crane St.
Long Island City, NY 11101
800-223-6009

Reel to Real Designs
3021 Sangamon Ave.
Springfield, IL 62702
800-283-4644

Renaissance
4044 S.W. 13th St., Ste. 102
Gainesville, FL 32608
304-378-1896

Revolver (see Music Hall)

Revox (see Studer Revox)

Rhapsody (see Alaron)

Rockustics
15400 E. Batavia Dr.
Aurora, CO 80011
303-363-6161

Rogers (see Audio Influx)

Rogersound Labs
8381 Canoga Ave.
Canoga Park, CA 91304
818-882-4600

Roksan
Box 90482
Nashville, TN 37209
615-269-9925

Rossman
597 W. Hillside Ave.
State College, PA 16803
814-234-2044

Rotel
Box 653
Buffalo, NY 14240
416-751-4525

Jeff Rowland Design
Box 7231
Colorado Springs, CO 80933
719-473-1181

RSA (see R. Sequerra Associates)

RSL (see Rogersound Labs)

Russound/FMP
10 Forbes Rd.
Newmarket, NH 03857
603-659-5170

Samsung
301 Mayhill St.
Saddle Brook, NJ 07622
201-587-9600

Sansui
1250 Valley Brook Ave.
Lyndhurst, NJ 07071
201-460-9710

Sanyo
21350 Lassen St.
Chatsworth, CA 91311-2329
818-998-7322

Savard (see Psycho Acoustic)

Scotch by 3M
Box 33600
St. Paul, MN 55133
800-343-8077

Sennheiser
6 Vista Dr., Box 987
Old Lyme, CT 06371
203-434-9190

R. Sequerra Associates (RSA)
792 Pacific St.
Stamford, CT 06904
203-325-1791

Sescom
2100 Ward Dr.
Henderson, NV 89015
702-565-3400

Shahinian
33 A&B Cedarhurst Ave.
Medford, NY 11763
516-736-0033

Sharp
Sharp Plaza
Mahwah, NJ 07430-2135
201-529-8200

Sherwood
14830 Alondra Blvd.
La Mirada, CA 90638
800-962-3203

Shinon
400 Eastern Ave., Unit #290
Toronto, Ontario M4M 1B9
416-462-3500

Shure
222 Hartrey Ave.
Evanston, IL 60202
800-257-4873

Sidereal
9974 Scripps Ranch Blvd., #120
San Diego, CA 92131
619-578-4226

Signet
4701 Hudson Dr.
Stow, OH 44224
216-688-9400

Siltech (see Sota)

Simaudio
3285 Iere Rue du Parc G-L, Unit 4
St. Hubert, Quebec J3Y 8Y6
514-445-0032

Simply Physics
13158 Veterans Memorial Dr.
Houston, TX 77014
713-537-5083

Snell Acoustics
143 Essex St.
Haverhill, MA 01832
508-373-6114

Sonance
961 Calle Negocio
San Clemente, CA 92672
800-582-7777

Sonographe (see Conrad-Johnson)

Sonrise
110 E. 43rd St.
Boise, ID 83714
800-231-8663

Sonus Faber (see Sumiko)

Sony
One Sony Dr.
Park Ridge, NJ 07656
201-930-7669

Sota
1318-B Marquette Dr.
Romeoville, IL 60441
800-772-7682

Sound Concepts
27 Newell Rd.
Brookline, MA 02146
619-566-0110

Sound Connections
203 Flagship Dr.
Lutz, FL 33549
813-948-2707

Sound Dynamics (see
Audio Products International)

Sound Engineering
Box 12538
Rochester, NY 14612
716-865-2818

Soundesign
400 Plaza Two
Jersey City, NJ 07311
201-434-1050

Sound Interiors
828 N. Elm St.
Hinsdale, IL 60521
708-325-2280

Sound-Lab
6451 Mountain View Dr.
Park City, UT 84060
801-649-0172

Sounds Like Music
259 N. Capitol Ave., #113
San Jose, CA 95127
408-258-3023

Soundsmith
5058 El Cajon Blvd., Ste. A
San Diego, CA 92115
619-286-8430

Soundstream
120 Blue Ravine Rd.
Folsom, CA 95630
916-351-1288

Soundwave Fidelity
3122 Monroe Ave.
Rochester, NY 14618
716-383-1650

Speakerlab
6307 Roosevelt Way NE
Seattle, WA 98115-6616
206-523-2175

Speco
1172 Rte. 109, Box 624
Lindenhurst, NY 11757
516-957-8700

Spectral
260 N. Wolfe Rd.
Sunnyvale, CA 94086
408-738-8521

SpectraScan
1110A Elkton Dr.
Colorado Springs, CO 80907
303-599-9254

Spica
3425 Bryn Mawr NE
Albuquerque, NM 87107
505-883-6120

SSI
400 S. Date Ave.
Alhambra, CA 91803
818-282-9419

Stanton
101 Sunnyside Blvd.
Plainview, NY 11803
516-349-0235

Stax Kogyo
20620 S. Leapwood #F
Carson, CA 90746
213-538-5878

Stinger (see AAMP)

Studer Revox
1425 Elm Hill Pike
Nashville, TN 37210
615-254-5651

Sumiko
Box 5046
Berkeley, CA 94705
415-843-4500

Sumo
9829 Independence Ave.
Chatsworth, CA 91311
818-718-8381

Superphon
1035 Conger, #3
Eugene, OR 97402
503-345-4226

Sylvania
1-40 & Straw Plains Pike
Knoxville, TN 37914
615-521-4316

Syndex
Box 359
Gloucester, MA 01931-0359
508-281-1115

Symphonic
(see German Acoustics)

Synthesis (see Conrad-Johnson)

Taddeo
2604 Elmwood Ave., Ste. 105
Rochester, NY 14618
716-244-6027

Tandy
700 One Tandy Center
Fort Worth, TX 76102
817-390-3011

Tannoy
141 Linden St.
Wellesley, MA 02181
617-239-1692

Tara Labs
2567 Siskiyou Blvd.
Ashland, OR 97520
503-488-6465

TC Audio
Box 59
Thurston, OR 97482
503-726-2027

TDK
12 Harbor Park Dr.
Port Washington, NY 11050
516-625-0100

TDL
1305 Court St.
Saginaw, MI 48602
517-792-3948

TEAC
7733 Telegraph Rd.
Monterello, CA 90640
213-726-0303

Technics (see Panasonic)

TEI
570 W. 18th St.
Hialeah, FL 33010
800-327-8811

Tercel
92 S. Pascack Rd.
Spring Valley, NY 10977
914-623-4855

Terpsichore Imports
Route 24
Chester, NJ 07930
201-879-6889

TGI
300 Gage Ave., Unit 1
Kitchener, Ontario N2M 2C8
519-745-1158

Theta Digital
5330 Derry Ave., #R
Agoura Hills, CA 91301
818-597-9195

Thiel
1042 Nandino Blvd.
Lexington, KY 40511
606-254-9427

Thorens (see B.I.R.)

3A Audio Design
(see EuroSound Imports)

3M Black Watch
One Appletree Sq., Ste. 1031
Bloomington, MN 55425
612-854-0845

Threshold
7325 Roseville Rd.
Sacramento, CA 95842
916-348-0600

Tice
2140 Pond Rd., Unit 3
Ronkonkoma, NY 11779
516-467-5254

Tiffany
210 E. 86th St.
New York, NY 10028
212-744-4456

Totem Acoustics
(see May Audio Marketing)

Transparent Audio Marketing
Rt. 202, Box 117
Hollis, ME 04042
207-929-4553

Triad
9106 NE Marx Dr.
Portland, OR 97220
503-256-2600

Tripod
15224 E. Stafford St.
City of Industry, CA 91744
800-779-6664

Uher of America
7067 Vineland Ave.
North Hollywood, CA 91605
818-764-1120

Unity Audio
27751 E. California Rd.
Lathrup Village, MI 48076
313-559-6662

VAC (see Valve Amplification)

Valve Amplification
Box 4609
Sarasota, FL 34230
813-377-7884

Vampire Wire
(see Sound Connections)

van den Hul
(Cartridges, see Payor Acoustics;
Cables & Connectors, see
Sound Connections)

Vandersteen
116 W. 4th St.
Hanford, CA 90230
209-582-0324

Vecteur (see Polydax)

Vector Research
1230 Calle Suerte
Camarillo, CA 93012
805-987-1312

Velodyne
1070 Commercial St., Ste. 101
San Jose, CA 95112
408-436-7270

Venturi (see BIC America)

Versa Dynamics
10 Pennsylvania Ave.
Malvern, PA 19355
215-251-2512

Videolink
12950 Bradley Ave.
Sylmar, CA 91342
800-843-5465

Vidikron
150 Bay St.
Jersey City, NJ 07302
201-420-6666

VMPS (see Itone)

Vortex
Box 1316
Guasti, CA 91743
800-437-8678

Voyd (see Sounds Like Music)

Wadia Digital
511 Second St.
Hudson, WI 54016
715-386-8100

Wall Sound (see AAMP)

Wallspeaker Technologies
385H Bel Marin Keys Blvd.
Novato, CA 94949-5680
800-284-5846

Waterworks Acoustics
3365 Fernside Blvd.
Alameda, CA 94501
415-522-0374

Waveform Research (see Otvos)

WBT (see May Audio Marketing)

Weber Works (see Threshold)

Well-Tempered Labs
3108 McKinley Way
Costa Mesa, CA 92626
714-549-9878

Weltronics
1414 S. Fair Oaks Ave., Ste. 7
S. Pasadena, CA 91030
818-799-6396

Westlake Audio
2696 Lavery Ct., #18
Newbury Park, CA 91320
805-499-3686

Wharfedale (see Melody Audio)

Wheaton Music
11230 Grandview Ave.
Wheaton, MD 20902
301-949-1262

Wilson Audio
2233 Hindenberg Lane
Provo, UT 84601
801-377-2233

Wolcott
2250 N. Bigelow Ave.
Simi, CA 93065
805-527-8842

Wright Audio
29 N. Main St.
Lexington, VA 24450
703-464-1100

Yamaha
Box 6660
Buena Park, CA 90622
714-522-9105

Yankee
Box 1575
Fallbrook, CA 92028
619-728-1361

YBA (see Music Hall)

Zenith
1000 Milwaukee Ave.
Glenview, IL 60025
708-391-7000

BUYERS' GUIDE CLASSIFIED

For More Advertising Information Call 1-800-445-6066 9am - 5pm EST

RECORDS

&A

139 West 72nd Street
New York, NY 10023

(Between Broadway
and Columbus Ave.)

Rare Records Ltd. 212 877-5020

We buy and sell
LP vinyl records

Over 100,000 titles in stock
Most major credit cards accepted

AUTHORIZED

High-end and hard-to-find audio components
bought and sold. Best prices! AUDIO AMERICA
(Virginia). 1-900-776-5777. \$25/call.

The Sound Seller

For the Musical Difference

Authorized Dealer For:

Acoustat	NAD
Audio Control	Belles
Nitty Gritty	CWD
M&K	dbx
Nakamichi	Fried
Oracle	Harman Kardon
Polk	JBL
PROAC	Onkyo
Proton	Grado
STAX	Lexicon
Thorens	Celestion
Dahlquist	DCM
Hafner	Niles
Monster Cable	Kinergetics
Citation	Duntech
Velodyne	Carver
Pattern	

2808 Cahill Road
P.O. Box 224
Marinette, WI 54143
(715) 735-9002

SERIOUS AUDIOPHILES DESERVE SERIOUS SERVICE.

And that's exactly what you'll
get from Reference Audio/
Video. We offer the finest in
high-end audio and the best in
friendly service by our know-
ledgeable staff. From the latest
CD players to state-of-the-art
surround-sound systems, you'll

like our surprisingly affordable
prices, dedicated service and
fast shipping.

LIMITED OFFER:
FREE evaluation of your stereo
system by one of our expert
consultants! Call for details.

Reference

(213) 517-1700 Fax (213) 517-1732

18214 Dalton Avenue • Dept. S • Gardena, CA 90248
Hours: (PacificTime) M-F 9 a.m. - 6 p.m. • Sat. 9 a.m. - 1 p.m.
Gift Certificates Available for the Hard-to-Please Audiophile.

ACOUSTAT • ADVENT • AKG • AUDIBLE ILLUSIONS • BEYER • BLAUPUNKT • CAL AUDIO
LABS • CANON • CELESTION • COUNTERPOINT • CWD • DAHLQUIST • DCM • FOSGATE
• HAFNER • HARMAN KARDON • JAMO • JBL • JSE • LEXICON • MAGNUM/DYNALAB •
MELOS • MFA • MOD SQUAD • NILES • OHM • ONKYO • PARASOUND • PHILIPS •
PIONEER • PRECISE • PROTON • PS AUDIO • REVOX • SNELL • SONANCE • SONY • STAX
THORENS • TICE • VELODYNE • VPI • AND MANY MORE!

PHILIPS, AUDAX, PEERLESS, FOCAL, AND DYNAUDIO LOUD-
SPEAKERS In stock with good prices and competent service.
Crossover components also. MADISOUND SPEAKER COMPO-
NENTS, 8608 University Green, Box 4283, Madison, WI 53711.
(608) 831-3433.

PARK PLACE AUDIO
55 PARK PLACE
NEW YORK, NY 10007
212-964-4570

2 Blocks N. of World Trade Center

Featured Products:

B&W	Niles
Boston	Optonica
Acoustics	Paradigm
CWD	Philips
Denon	Revolver
Fosgate	Rotel
Haller	Signet
Luxman	Straight
MB Quart	Wire
M&K	Thorens
McIntosh	Vidikron

Come and experience
the magic of
HOME THEATER

COMMITTED TO QUALITY



SINGERS! REMOVE VOCALS FROM RECORDS AND CDS!

SING WITH THE WORLD'S BEST BANDS!
An Unlimited supply of Backgrounds from standard
stereo records! Record with your voice or perform live
with the backgrounds. Used in Professional Performance
yet connects easily to a home component stereo. This
unique product is manufactured and sold Exclusively by
LT Sound - Not sold through dealers. Call or write for a
Free Brochure and Demo Record.

LT Sound, Dept. SBG, 7980 LT Parkway
Lithonia, GA 30058 (404) 482-4724
Manufactured and Sold Exclusively by LT Sound
24 HOUR PHONE DEMO LINE: (404) 482-2485

CALL US FREE

WE WILL
BEAT ANY PRICE
ON CARRIED ITEMS OF
HOME & CAR STEREO

The SOUND Approach
6067 Jericho Tpke., Commack, NY 11725
FULL WARRANTY **(800) 368-2344**

Index to Advertisers

Advertiser	Page Number
Acoustat.....	109
Adcom..... 51, 72, 75, 105, 111, 119, 128, 172	206-207
American Audio.....	161
Apogee Acoustics.....	81
Audio Research.....	77
Audio-Technica.....	115
Bryston Ltd.....	167
Carwin Vega.....	117
Counterpoint.....	96
Crutchfield.....	90, Cover 4
Demon.....	195
Electronic Wholesalers.....	95
Fisher.....	Cover 3
Hafner.....	153
Icon Acoustics.....	136
Illinois Audio.....	2
Infinity.....	58
J&R Music World.....	149
JBL.....	98, 156, 171
Jensen.....	155
Klipsch.....	165
Martin Logan.....	Cover 2, 1
Mitsubishi.....	121
Mobile Fidelity.....	41-44
Onkyo.....	151, 169
Paradigm.....	159
Parasound.....	47
Pioneer.....	11-34
Polk.....	71
SSI Products.....	166
Sunstone.....	61
TDK.....	55
Technics.....	191
Vortex.....	201
Wisconsin Discount Stereo.....	

AUDIO VIDEO STORAGE

STORAGE CABINETS for CD's, Cassettes & Videos. SOLID Wood, Glass Doors. FREE Literature. Soricé, Box 747-S, Nutley, NJ 07110 1-800-432-8005.

WANTED TO BUY

TOP DOLLAR PAID FOR
QUALITY LP & CD COLLECTIONS!
Rock, Jazz, Classical (especially early Mercury, RCA, London Stereo: Lyrita, British EMI).
U.S.A.'s largest used/new/collector shop!
Please Call or Write for FREE BROCHURE
Princeton Record Exchange
20 Tulane Street, Princeton, N.J. 08542
(609) 921-0881

MISCELLANEOUS



KARAOKE SING-ALONG. KARAOKE SING-ALONG SYSTEMS! The latest rage in home, commercial and mobile DJ entertainment! We carry a complete line of Karaoke Sing-Along Hardware & Software. Laser Disc, Compact Disc + Graphics, Audio & VHS Cassette Systems from Pioneer, Nikkodo, JVC, Denon and others in stock! We also provide Karaoke shows & parties nationwide! Next day delivery available. Visa, MasterCard & C.O.D. FREE INFO! Call Karaoke Systems, Inc. at 1-800-966-SING. In CA call 714-752-8756.

LOUDSPEAKERS

Speakers, Speakers, Speakers...

For more than 10 years A&S SPEAKERS has been a worldwide leader in high-end loud-speaker mail-order sales. Complete systems, kits, loud-speaker parts and cabinets available for home, auto and professional systems.

Call or write for information on these Classic Kits: the VMP's Towers and Subwoofers, D'Appolito's Aria 5, Aria 7 and Signature 717, Dick Obsher's Black Dahlia and Dynaudio's Twynn and Myrage.

Call or write for complete catalog featuring Audas, Dynaudio, Focal, Fton, Eminence, MB, Peerless, Scan-Speak, Solen, SEAS, Versa-Tronics and the complete line of Parasound electronics.



3170 23rd Street San Francisco, CA. 94110
(415) 641-4573 or Fax: (415) 648-5306

CABLE TV

ARE YOU TIRED OF PAYING A HIGH MONTHLY CABLE FEE? WE STOCK ALL MAKES & MODELS OF CABLE EQUIPMENT. FOR FREE CATALOG SEND SASE TO: CABLE-TRONICS, INC., 1304 EAST ALGONQUIN RD., SUITE 501, ALGONQUIN, IL 60102 OR CALL (800) 232-5017. VISA/MC/COD. NO ILLINOIS ORDERS.

CABLE TV DESCRAMBLERS/CONVERTERS. ABSOLUTELY THE LOWEST PRICES! MONEY BACK GUARANTEE. ADVANCED ELECTRONICS, 2140 SHATTUCK 2082, BERKELEY, CA 94704. ORDER NOW! 1-800-659-3018.

COMPACT DISCS



Restore brilliance to your aging speaker system with Klear-note™ Add-on Tweeters. CDs sound better too! Write today. AAS, Dept. BG, P.O. Box 36359, Cincinnati, OH 45236.

25-35% OFF SUGGESTED RETAIL ON MOST BRAND NAMES



World Wide Electronics
47 Gadsen Place, S.I., NY 10314
Hours Monday—Friday 10 AM-7PM
Sunday 12 PM-5 PM

"THE CALL THAT SAVES YOU MONEY"
718-370-1303

HIGH-END AT LOWEST PRICES
• WE MAINTAIN THE MOST REASONABLE PRICES ON 75 DIFFERENT BRANDS.
• CALL & LET US WORKOUT THE BEST DEAL FOR YOU.
• ALL PRODUCTS ARE AMERICAN MODELS.
• 7 DAY MONEY BACK GUARANTEE.

CAR & HOME STEREO

ABC	COUNTERPOINT	OHM
ADCOM	COUSTIC	ONKYO
ADS	DBX	ORION
ADVENT	DENON	PARADIGM
ALPINE	HAFNER	PHASE LINEAR
ALTEC LANSING	HARMON KARDON	PHILIPS
AR	HIFONICS	PINNACLE
AUDIO CONTROL	INFINITY	PIONEER
AUTOTECH	JBL	POLK
BAZOOKA	JVC	PRECISION POWER
B&K	KENWOOD	PROTON
B&O	KEF	PS AUDIO
B&W	KICKER	PYLE
BLAUPUNKT	KLIPSCH	ROCKFORD FOSGATE
BOSTON ACOUSTIC	LEXICON	SHERWOOD
BOSE	LUXMON	SONY
CARVER	MARANTZ	SONYES
CELESTION	MB QUART	SOUNDSTREAM
CERWIN VEGA	MIRAGE	SUMO
CITATION	MTX	TECHNICS
CLARION	NAD	THORENS
CONCORD	NAKAMICHI	YAMAHA

ASK ABOUT FREE SHIPPING

All products covered by manufacturer or W.E.D. exclusive warranty. Extended warranty available.

Get Your Best Price, Then Call Us, We'll Beat It!

TOLL FREE 1-800-522-8937
MANY MODELS NOT LISTED. PLEASE CALL

RECEIVERS	CD PLAYERS	CAR STEREO
Yamaha RX 750... New	CDC 605... 225	JVC KSR G9... Call
FX V850... Call	CDC 705... Call	KSR G4... 225
RX V1050... Call	CDC 805... Call	XL G2500... Call
Carver HR752... 525	PDM-850... Call	XL G3500... New
HR772... Call	CLD3080... 789	Autoteck 7150 BTS... Top
Nakamichi Receiver1 Call	SD/A 490T Call	7054 BTS... Flated
Receiver2 Call	TLM 3600... Call	Alpine 5952S... Call
Pioneer VSX 5600... 399	Nakamichi CD2... Call	Orion XTR 12... Call
VSX 9700... Call	CD3... Call	225 HCCA... New
VSX 9800... Call	JVC XLZ 441... New	Kicker C15-4... 109
JVC FX 705... New	XLM 505... Top	C12-4... 95
FX 805... Call	XLZ 1050... Flated	Pioneer KEX M900... New
FX V1010... Call	Phillips CDV800... New	KEX M800... Call
Kenwood KRV 9030... Call	KRV 6030... 255	CDX M40... Call
NAD 7100X... Call	Cassette 1... Call	Soundstream D100L... 259
7400... Call	Cassette 2... Call	TC303... Call
Pioneer PN 5+... 145	FX 202... Call	Kenwood KRC 930... 365
PN 8+... Call	CTW 630... 229	KDC 95R... New
Jamo C120... Call	CTW 850... New	Sony CDX 5040... 286
SW300... Call	Yamaha ICX 232... 219	CDX A15... 295
KEF Reference Call	ICX 900... Call	R.Foogate Punch 75... 285
Boee 101 MM... Call	SEPARATES NAD 1600... Call	Punch 150... Call
AM 5 II... New	2100X... Call	Clarion CD5670... 349
901 Classic... Call	2400 THX... Call	9771 RT... 239
Polk 803 Matrix... Call	Yamaha AVS-700... 239	Sherwood XC-6320... Call
Mirage 803 Matrix... Call	DSPE-300... Call	XA-1100... 125
Mirage 803 Matrix... Call	MX-1000... Call	Coustic AMP-460... High
Mirage 803 Matrix... Call	Adcom GFA 555... 549	AMP-660... Power
Mirage 803 Matrix... Call	Carver CT-17... 628	Bazooka T-82... Call
Mirage 803 Matrix... Call	TFM-25... Call	

Atlantic Buyers Club, 162 Hwy 34 suite 189 Matawan, NJ 07747. All Products Covered by Manufacturer's Warranty or ABC's Exclusive Limited Warranty and are Backed by Our 10 Day Money Back Guarantee. M-S 10-6

AUDIO GLOSSARY

AC (alternating current): The current available from the power outlets in American homes; it alternates direction sixty times a second.

acoustic-suspension: A type of infinite-baffle speaker that uses the air pressure inside a sealed speaker box to control driver motion.

AM (amplitude modulation): A technique commonly used in radio that conveys information by varying the strength of a high-frequency "carrier" signal.

ambience: The acoustical character of a listening space, largely determined by its size, shape, and the degree of reverberation. Some digital signal processors can synthesize ambience environments.

AM rejection (AM rej): A measurement of a tuner's ability to suppress changes in an FM signal's amplitude caused by multipath and other types of interference; higher figures are better.

amplifier: A separate component, or a section built into an integrated component, that strengthens the electrical signal (increases its amplitude). A power amplifier must be connected to a preamplifier (or "control amplifier") to switch and process the sound. An integrated amplifier combines power-amplifier and preamplifier functions in the same unit; a receiver adds a tuner to that configuration.

analog: A type of audio component or recording medium that operates with signals whose waveforms are directly analogous to the sounds they represent; see digital.

attenuate: To decrease the amplitude, or level, of a signal.

autoreverse: A feature of some cassette decks that enables them to play or record both sides of a cassette without the user having to turn it over manually.

AUX (auxiliary): An input jack found on some receivers, integrated amplifiers, and preamplifiers that can be used to connect line-level source components.

azimuth: The angle between the magnetic gap of a tape head and the edge of the audio

tape. Although the azimuth angle is theoretically set at 90 degrees, azimuth often varies from one tape deck to another.

balance: A control found on most receivers, integrated amplifiers, and preamplifiers that changes the relative volume of the left and right channels.

band: A particular segment of a frequency spectrum. For example, a graphic equalizer may divide the audio frequency spectrum into ten bands, with one control to adjust the relative volume of each individual band.

bass reflex: A type of speaker system that has an opening, called a vent or port, in its enclosure so that the sounds produced by the backward motion of the bass driver(s) reinforce those produced by their forward motion.

bias: A very high-frequency signal added to an audio signal being recorded on tape to reduce distortion.

capstan: A rotating shaft in a tape recorder that pulls the tape across the heads. The tape usually travels between the capstan and a pinch-roller. A dual-capstan machine has capstans at each end of the head block; see closed-loop.

capture ratio: An important specification for an FM tuner, it indicates the minimum ratio between the strengths of two FM signals at the same frequency that enables the tuner to suppress the weaker signal by 30 dB. Smaller numbers indicate better performance.

cartridge (phono cartridge): A small component mounted on the end of the tonearm in a turntable; it holds the stylus, which vibrates in the record groove. The cartridge converts the vibrations into a changing electrical voltage, or audio signal.

cassette deck: An analog component that uses standard-size audio cassettes for recording and playback; also known as a tape deck. Audio signals are recorded onto, or played back from, the magnetic tape contained in the cassette; see heads.

CD (compact disc): A 4.8-inch metalized plastic disc that stores up to 80 minutes of digitally recorded music. The nonrecor-

able disc contains microscopic pits that are read by an optical laser pickup in a compact disc player. Each pit represents digitally encoded audio information.

CD (compact disc) player: A digital audio component based on the PCM recording system that plays back compact discs. Unlike turntables, which play back vinyl records, a CD player has no stylus and therefore makes no contact with the disc. Rather, a laser mechanism optically reads information contained on the CD.

CD-3 (CD single): A 3-inch compact disc that stores up to 20 minutes of digitally recorded music.

channel: A distinct path for an audio signal. Stereo signals consist of two channels, left and right, which are sent to left and right speakers (or headphones), respectively (see channel separation). A surround-sound system adds one or more additional channels, usually for the rear. Mono (or monophonic) signals have only one channel.

channel separation (ch sep): The difference, measured in decibels (dB), between the outputs of two channels when a signal is fed to only one, indicating the amount of leakage between channels in a component. Higher figures are better.

clipping: An undesirable condition that exists when an amplifier cannot accommodate the maximum output requirements of the input signal; the result is distortion.

close-loop: A drive system used in tape decks in which the tape is pulled by dual capstans, one on either side of the heads, so the part of the tape being played or recorded is held taut and fully isolated from the hubs.

combi-player: A digital audio component that plays CD's and videodiscs.

continuous average (cont avg) power: The maximum amount of undistorted power a power amplifier is capable of producing on a continuous basis. This specification is meaningful only when accompanied by the following information: watts per channel; the load impedance into which the power is delivered; the frequency range over which the rated power can be delivered; and the maximum THD at the rated power.

crossover (crossover network): A circuit that divides lower-frequency sounds from higher-frequency ones. A crossover is used in a speaker that has more than one driver. In a two-way speaker system, the crossover sends the low frequencies to the woofer and the high frequencies to the tweeter. Crossovers are also available as separate components.

crossover frequency (crossover point): In a crossover network, the frequency at which audio signals are divided so they can be routed to the appropriate driver (low frequencies to a woofer and high frequencies to a tweeter, for example).

D/A (digital-to-analog) converter: An electrical circuit that converts a binary code (or digital word) into an equivalent analog voltage. Most CD players use multi-bit converters with 16-, 18-, or 20-bit resolution. This type of converter reconstructs an analog music waveform sample by sample; the voltage of each sample is determined by the sum of the values represented in a digital word. In digital audio, a word normally is 16 bits long. Some recent players use 1-bit converters.

D/A linearity: A measurement of how accurately a D/A (digital-to-analog) converter reproduces various signals, particularly low-amplitude ones. Ideally, the amplitude of the output signal should change in direct correspondence with changes in the numerical values of the input signal. Lower figures are better.

damping: The application of mechanical resistance, such as a rubber or silicone material to the cantilever pivot of a phono cartridge, to reduce the amplitude of a resonance; also applied in speakers.

damping factor: The ratio of a power amplifier's output impedance to the impedance of the load it is driving (usually taken to be 8 ohms); the lower the amplifier's output impedance, the higher its damping factor. It is an indicator of an amplifier's ability to control the motion of a speaker's cone after a signal "disappears"; damping-factor figures above 100 are considered to be very good.

DAT (digital audio tape): A cassette that is about half the size of a standard audio cassette. The cassette shell of prerecorded DAT's houses a reel of magnetic tape that contains high-quality, digitally encoded audio information; blank DAT's can be used for high-quality recording at home.

DAT (digital audio tape) deck: A digital recording/playback component that is based on the PCM recording system. Digitally encoded audio information is recorded onto, and retrieved from, magnetic tape. DAT recorders make tapes that rival the CD in sound quality.

dB (decibel): The common unit used to measure the difference between two levels of sound or electrical signal. The decibel is a logarithmic expression of the ratio of two such levels. When sound-pressure level (SPL) is measured in decibels, for example, a whisper is about 40 dB and a jet engine about 120 dB. An increase of 10 dB represents a tenfold increase in power: It takes ten times as much energy to produce an SPL of 80 dB as one of 70 dB, even though 80 dB is subjectively only about twice as loud as 70 dB. Doubling the power raises the SPL by about 3 dB; cutting the power in half reduces the volume about 3 dB. Doubling or halving the volume results in an SPL change of about 10 dB.

dBf: One decibel referred to a standard power level of 1 femtowatt (one quadrillionth of a watt).

dbx: Ordinarily, a noise-reduction system—more precisely known as dbx II—developed by dbx, Inc., and used in some cassette decks. This system reduces the dynamic range of the audio signal during recording, making the soft parts of the music louder and the loud parts softer. During playback, the processing is reversed, restoring the original dynamic range and reducing the noise added by the tape.

DC (direct current): Electricity that flows in one direction only; see AC (alternating current).

de-emphasis: A form of equalization used in FM tuners that is complementary to a pre-emphasis used in transmission. The purpose is to improve the overall S/N (signal-to-noise ratio) while maintaining uniform frequency response. Some compact discs also are processed with a high-frequency preemphasis; these discs automatically engage de-emphasis circuits in the player.

defeat: To bypass a signal-processing feature, removing it entirely from the circuit.

digital: A digit is a number, and digital components use numbers in some way. A digital tuner, for example, may use numbers only on its front-panel display, or it may use digital-synthesis tuning circuits. Compact discs contain a pattern representing a series of binary numbers (strings of ones and zeros); a CD player converts these numbers into a continuously changing voltage that represents the sound of the master recording. Digital audio tape (DAT) recorders turn analog input signals into binary numbers and record these on tape; for playback, the numbers are read from the tape and converted into an analog signal.

digital output: A coaxial or fiber-optic output found on some CD players and

almost all DAT decks that is used to pass digital signals to an outboard D/A (digital-to-analog) converter or digital recorder or to an integrated amplifier or preamplifier that has a digital input; except in the case of DAT recorders, digital inputs are still relatively rare.

dipole: A type of speaker that radiates as much sound from its rear as from its front but with opposite polarity.

dipole antenna: A type of antenna that receives radio broadcasts from two directions. A T-shaped, folded dipole antenna is often supplied when you buy a tuner or receiver.

dispersion: The spread of a speaker's output, measured in degrees.

distortion: An unwanted alteration in an audio signal; also see THD (total harmonic distortion), noise, and IM (intermodulation distortion).

dither: Very low-level noise that is added to a signal being digitized to reduce the high-order distortion caused by quantizing very low-level audio signals. See quantization.

DNR (Dynamic Noise Reduction): A noise-reduction system that reduces the level of high frequencies when the signal in that range is already at a low level. Unlike the Dolby encode/decode systems, it is open-ended and can be used with any source material.

Dolby B and Dolby C: Noise-reduction (NR) systems designed and licensed by Dolby Laboratories for use in consumer tape recorders. These encode/decode systems work by making high-frequency sounds stronger during recording and softer during playback. Dolby C is more effective than Dolby B, but Dolby B is more common.

Dolby HX Pro: A special circuit for tape recorders—the HX stands for headroom extension—that lowers the amount of bias added during recording when the signal being recorded already has a lot of high frequencies. This allows high frequencies to be recorded at higher levels with less distortion.

Dolby Pro Logic: An enhanced version of the basic Dolby Surround decoding system that employs special "logic" circuitry to improve sound localization, especially of on-screen dialog.

Dolby Surround: A system developed for movie theaters, now available in some signal processors, preamplifiers, integrated amplifiers, and receivers, that adds two more audio channels (center-front and rear) to the ordinary stereo channels. To

derive the extra channels, a decoder adds the left- and right-channel signals together for the center-front channel and subtracts them from each other for the rear channel, usually sent to two rear speakers.

double cassette deck: A cassette deck with two tape transports.

driver: Any individual speaker within a system, such as a woofer or tweeter.

DSP (digital signal processor): A general label for components that manipulate audio signals in the digital domain. DSP tasks include ambience synthesis, equalization, time alignment, filtering, and more.

dubbing: The process of making a recording of another recording. A dubbing cassette deck can record from one tape in one transport to another in a second transport. Dubbing can be done with two single-transport decks or one dual-transport deck.

dynamic range: The difference, in decibels (dB), between the softest and the loudest possible sounds that a component can produce. Higher ratings are better because they indicate that the component can more accurately reproduce the full dynamics of recorded music played through it.

efficiency: The percentage of the electrical input power to a speaker that is converted to acoustic energy. Speaker efficiency can range from a fraction of 1 percent to as much as 10 percent or more. Note that efficiency indicates nothing about sound quality, only quantity of acoustic energy for a given input power.

electrostatic: Speakers and headphones that produce sound by moving a thin, electrically charged diaphragm suspended in a high-voltage electrical field.

EQ (equalization): The process of changing the relative volume levels of different segments of the audio frequency spectrum to compensate for losses at some stage of recording or reproduction or to alter the tonal balance of the signal. Phono signals require a specific type of playback equalization because of the equalization built into the process of cutting a record; see equalizer.

equalizer: A component, or part of a component, that is used to equalize (see EQ) an audio signal received from a source component by dividing the signal into various separately adjustable bands. The most common type is the graphic equalizer, which divides the audio band into individually controllable but fixed frequency bands.

expander: A device used to restore natural dynamic range. This is achieved by counteracting the compression of dynamic

range that sometimes occurs when recordings are made and when a signal is broadcast.

fiber optics: A signal-transmission method in which digital audio signals are carried through a special cable as impulses of light; the primary benefit is immunity to electrical noise.

50-dB quieting sensitivity: A tuner spec measuring the level of an incoming stereo or mono FM signal that's required to produce a background THD-plus-noise level of -50 dB; lower sensitivity figures are better.

filter: A circuit that removes or attenuates a specific part of an audio signal.

flutter: A wavering sound caused by small, rapid variations in the speed of electro-mechanical components such as turntables and cassette decks. Expressed as a percentage of variation from the correct speed, flutter measurements are combined with wow measurements in a single wow-and-flutter (W&F) spec. Lower figures are better.

FM (frequency modulation): A type of radio broadcasting that encodes audio waveforms as variations in the frequency of the broadcast carrier signal. An FM station with a center frequency of 88.1 MHz will actually broadcast a signal that changes from slightly less than 88.1 MHz to slightly more according to the amplitude of the audio waveform.

frequency: Rate of vibration or oscillation. Sounds are vibrations and can be represented by electrical signals that change at different rates; a low-pitched sound is represented by a slowly changing voltage, a high-pitched sound by a quickly changing voltage. Frequency is measured in cycles per second, or hertz (abbreviated Hz). Most people can hear notes as low as 20 Hz and as high as 15,000 to 20,000 Hz. In radio, frequency refers to the frequency of the carrier signal of the station, such as 88.1 MHz for an FM station or 1,010 kHz for an AM station.

frequency balance: The relative volume of different segments of the audio frequency range, from bass to treble.

frequency response: This important specification indicates how evenly a component reproduces different frequencies. A typical spec might be 20 to 20,000 Hz \pm 3 dB, which means that the component will reproduce sounds as low as 20 Hz and as high as 20,000 Hz, and all those in between, not more than 3 dB too loud or too soft. If a frequency-response specification does not include a tolerance (the plus-or-minus decibel figure), it is essentially meaningless.

graphic equalizer: see equalizer.

headroom: In an audio component, the difference between the highest level present in the input signal and the maximum level the device can handle without distortion.

heads: The parts of a tape deck that impose a magnetic pattern on a tape (for recording) or detect one that is already there (playback). Most audio decks also have another head for erasing tapes by randomizing the magnetic pattern on the tape so that a new one can be recorded. The heads of analog recorders are stationary, but those of digital audio tape (DAT) decks are on rotating drums like those used in VCR's.

home theater system: A collection of audio and video components. A minimum of four speakers—two front and two rear—is required to properly reproduce surround-sound movie soundtracks. High-performance home theater systems incorporate Dolby Surround or Dolby Pro Logic audio-processing circuitry as well as a front center-channel speaker and a separate subwoofer.

HX Pro: see Dolby HX Pro.

Hz (hertz): The standard unit of frequency, named after the German physicist Heinrich Hertz. Measurements in hertz represent cycles per second—that is, changes away from a basic state and back again. In audio, the basic state is defined either as ordinary air pressure (without sound) or its electrical equivalent (a constant-level DC signal).

IF (intermediate frequency) rejection: The ability of a superheterodyne AM or FM tuner's IF circuits to reject external interference at the intermediate frequency.

image rejection: The ability of a tuner to ignore signals removed from the desired frequency by twice the intermediate frequency (10.7 MHz in home FM receivers, 455 kHz in home AM receivers).

imaging: The ability of a stereo system to place vocals and instruments on an imaginary but realistic sound stage.

IM (intermodulation distortion): When a two-tone test signal is used, distortion components appear at frequencies that are sums and differences of multiples of the input frequencies. Their magnitude is expressed as IM, which is usually more distressing to the ear than harmonic distortion. As with all types of distortion, lower figures are better.

impedance (imp): A measurement, in ohms, of the total opposition (resistance and reactance) that a component has to the flow of electrical current; usually found in discussions of speakers.

infinite-baffle: A type of speaker in which the back wave produced by a driver is prevented from interfering with the front wave; this is most often done by placing the driver in a sealed enclosure. See acoustic-suspension.

infrared: A part of the electromagnetic spectrum that is just below the range of frequencies visible to the human eye. Infrared frequencies are used by wireless remote controls to send signals to the components they control.

integrated amplifier: A component that performs the functions of both a preamplifier and a power amplifier.

isolation: The separation of a structure from everything surrounding it.

kHz (kilohertz): 1,000 Hz.

laserdisc: A laser-read videodisc system. Laserdisc players are similar to CD (compact disc) players; combination units that play both kinds of discs as well as CD videos are available.

LCD (liquid-crystal display): An electronic readout that does not generate its own light and, therefore, uses very little power.

LED (light-emitting diode): A semiconductor that produces light when an electrical current is passed through it; used as indicators on components.

linear-tracking tonearm: A type of tonearm that moves in a straight line across the radius of a record.

logic: In cassette decks, the ability to switch from one transport function, such as fast forward, to another, such as rewind, without first pressing the stop button; doing this in decks without logic controls can damage the tape. In a surround-sound system, logic circuits are used to improve separation between multiple channels derived from matrix-encoded stereo signals.

loudness compensation: A form of equalization that progressively emphasizes low frequencies (and sometimes high frequencies) as volume is reduced. Loudness-compensation circuits, which appear in some preamplifiers and receivers, are designed to offset the human ear's loss of low-frequency sensitivity as the sound level decreases.

matrix: A type of circuit commonly used in surround-sound processors to encode three or more channels of information into two or to derive multiple channels from an encoded stereo signal. Also used to describe a similar type of circuit that can synthesize a rear channel for ambience even if the original recording consists only of left and right stereo channels.

MHz (megahertz): 1,000,000 Hz.

microphone: An electroacoustic pickup device that converts acoustical energy—such as live music or a voice—into an electrical signal that is essentially equivalent in shape and amplitude to the acoustical input.

midbass: The segment of the audio frequency spectrum covering sounds produced in the upper bass and lower midrange region; special midbass drivers can be used to reproduce these frequencies.

midrange: The segment of the audio frequency spectrum between the bass and treble frequencies. The midrange includes most of the fundamental tones of human voices and of many musical instruments. Midrange drivers reproduce sounds approximately in this frequency range.

mono (or monophonic): An audio signal in which all the information is combined in one channel; also, a component that handles only one channel, such as a mono amplifier (used in pairs for stereo programs).

MPX (multiplex): A method of combining two or more signals into one. Some tape decks have an MPX filter that removes the 19,000-Hz pilot tone from stereo FM broadcasts.

MTS (multichannel television sound): The encode/decode system devised by Zenith and dbx for stereo television broadcasting in the United States. An MTS decoder, which may be built into an audio or video component, receives stereo broadcasts and produces stereo signals from them. See SAP.

multipath: A condition that occurs when a broadcast radio signal reaches the antenna over two or more paths of different lengths. The resulting interference causes distortion and a loss of channel separation.

multiroom (whole-house) system: A system that directs music or video programs from one or more sources to secondary listening spaces, or zones.

mV (millivolt): One thousandth of a volt.

μs (microsecond): One millionth of a second.

μV (microvolt): One millionth of a volt.

noise: An unwanted part of a processed signal that is not related to the original signal. Audio noise usually sounds like hiss or hum.

NR (noise reduction): A system designed to reduce the noise added to an audio signal during recording. See dbx and Dolby.

ohm: The basic unit of electrical resistance.

1-bit D/A converter: Converter that translates the 16-bit signal from a CD into a 1-bit output signal. The output is generated using one of two basic methods—PDM (pulse-density modulation) or PWM (pulse-width modulation).

optical digital output/input: A special type of jack that accepts fiber-optic cable.

output level: A measure of how strong a signal produced by a component is, usually in relation to the strength of the signal put into it.

oversampling: A digital filtering technique used in some compact disc players. Extra samples are mathematically interpolated between those read from the disc, creating a signal at some multiple of the standard 44.1-kHz CD sampling frequency (usually two, four, or eight times), which raises the frequencies of any spurious signals created by the digital recording process well above the audio range. The spurious signals are then removed by an analog filter with a gentle slope, which is simpler, cheaper, and more linear-phase than the sharp-cut-off filter required when oversampling isn't used.

passive radiator: An unpowered speaker assembly that is placed in the port of a vented-enclosure system to extend the bass response; the movement of the powered assemblies moves the passive radiator. Also called a "drone cone" or "slave cone."

PCM (pulse-code modulation): A system of recording that encodes an audio signal in a series of electrical or magnetic pulses representing binary numbers (ones and zeros). Compact disc players, digital audio tape (DAT) decks, and digital signal processors all use PCM encoding.

PDM (pulse-density modulation): A signal-generation method, used in some 1-bit D/A converters. Information is represented by a pulse train in which all of the pulses are of the same amplitude and duration but may be either positive or negative. In 1-bit D/A conversion, the variations in the relative densities of positive and negative pulses is such that an analog audio waveform can be recovered by filtering out ultrasonic energy in the pulse train.

peak indicator: Usually a flashing LED on a tape recorder that indicates when transient signal levels have exceeded the recorder's ability to handle them without distortion; a supplement to recording-level meters.

peak-reading meter: A recording-level meter that rises rapidly and declines at a

moderate speed so the user can judge the levels of transient peak waveforms.

phono: Abbreviation for "phonograph"; refers to the low-level signals produced by a phono cartridge and to the phono input where a turntable is connected to a preamplifier, integrated amplifier, or receiver. Phono inputs use RCA connectors, sometimes called phono plugs.

piezoelectric speaker: A speaker (usually a tweeter) that employs a ceramic element that expands or bends when fed a signal voltage, generating sound.

PLL (phase-locked loop): A type of tuner circuit that locks the received frequency to a synthesized reference frequency, which is usually generated by a quartz crystal.

port: An opening in a bass-reflex speaker system that allows the sound wave from the back of a driver to reinforce the sound wave from the front, also called a vent.

power amplifier: A component that takes the audio signal from a preamplifier and makes it strong enough to drive speakers.

preamplifier: A component that switches and processes audio signals from source components. Typically, preamplifiers amplify only the low-level phono signals from turntables (more precisely, from phono cartridges), raising them to the same level as signals from other source components (called "line level") and applying the necessary RIAA equalization.

preset: On a tuner or receiver, a memory position where the frequency of a selected radio station can be entered for instant recall.

programming: The process of entering in instructions for a component to carry out at a later time. For instance, many compact disc players can be programmed to play selected tracks in any order.

PWM (pulse-width modulation): A signal-generation method, used in some 1-bit D/A (digital-to-analog) converters, in which all of the pulses in a pulse train are of the same amplitude but of varying durations (or widths). In 1-bit D/A conversion, variations in the number and width of the pulses are such that an analog audio waveform can be recovered by filtering out ultrasonic energy in the pulse train.

quantization: In a digital audio signal, the number of possible values available to represent various levels of amplitude. In a CD (compact disc) system, the resolution of the quantization is 16 bits, which means that each sample can have any value between zero and 65,535. Higher figures are better because they allow for more accuracy. See sampling frequency.

quartz-synthesis: See PLL.

random access: The ability to go directly to the beginning of a song, track, or program without having to scan the intervening material; the process is usually initiated using numbered buttons on a component's front panel or remote control.

RCA connector: The most common kind of home-audio connector, using small, one-pin phono plugs. The cables usually come in pairs, with the right channel marked in red, the left in black, gray, or white.

receiver: An audio component that performs three basic functions: receiving radio broadcasts, switching and processing audio signals, and amplifying the selected signal so it can drive speakers.

recording-level meter: An indicator on a tape recorder that displays the signal levels being recorded from moment to moment; recording-level meters are used to set proper recording levels.

reverberation: A dense pattern of echoes that results when music is played in an enclosed space. The more reflective the walls and surfaces of the listening space, the greater the reverb and, hence, the feeling of "spaciousness."

RF (radio frequency): The high-frequency electromagnetic signals used to broadcast radio programs.

RFI (radio-frequency interference): Noise created by interference from strong, nearby radio broadcasts.

RIAA: The Recording Industry Association of America, which has set standards for the equalization used on phonograph records. To minimize noise and prevent overcutting, every record has reduced bass and boosted treble, and these characteristics must be compensated for during playback by the phono preamplifier.

ribbon speaker: A form of speaker driver using a light ribbon suspended in a magnetic field that generates sound when current is passed through it.

rms (root mean square): A common method of averaging power measurement.

sampling frequency (or rate): In digital audio, the number of times a signal is sampled each second. The standard sampling rate for the CD (compact disc) format is 44.1 kHz, which means each second of sound is encoded by 44,100 16-bit numbers for each channel. The sampling rate must be at least twice the highest frequency to be recorded.

SAP (separate audio program): A separate mono channel that is broadcast along

with the two stereo channels in the MTS system for stereo TV. The SAP channel can be used for various purposes, such as providing an alternative soundtrack in a language different from that used on the primary channels.

saturation: A condition that occurs when an audio tape becomes fully magnetized and an increase in signal input level does not produce a corresponding increase in recorded level. Saturation also can occur in the magnetic structure of the tape heads.

scan: A tuner feature used to move quickly from one broadcast station to another, stopping on each frequency for a few seconds so the user can sample it. On compact disc players, the scan feature is used to move around quickly within a track, much like fast forward on a tape deck.

selectivity (sel): A specification that tells how well a tuner or receiver can differentiate between the selected broadcast channel and other stations using nearby frequencies. Adjacent-channel selectivity (adj-ch sel) measures rejection of signals from stations broadcasting on either side of the selected station; alternate-channel selectivity (alt-ch sel) measures rejection of signals from stations two channels away from the desired one. Higher numbers are better for both of these specifications.

sensitivity (sens): A measurement used for speakers that tells how much sound is produced 1 meter away from the speaker with an input of 2.83 volts (1 watt into 8 ohms). Higher numbers are better.

servo control: A technique that forces the speed or position of a moving device into conformity with a desired speed or position.

signal: An electrical current that is modulated to represent audio information.

S/N (signal-to-noise ratio): Measured in decibels (dB), the difference in level between a signal (usually at a standard level) and the residual noise of the component through which it is passed. Higher figures are better.

sound field: An area containing sound—a listening space.

sound stage: When a sound field is reproduced by a high-quality stereo system it should convey a sense of depth that extends beyond the speakers.

source: The program signal that is being recorded or played back. Components (turntables, cassette decks, compact disc players, etc.) provide program signals either by playing a recorded program (LP's, tapes, CD's) or receiving a broadcast program (tuners and receivers).

speaker (or loudspeaker): A component—typically conical in shape—that accepts audio signals from a receiver or amplifier and converts them into sound waves. Also called a driver.

specification (spec): A numerical measurement of a component's performance as provided by the manufacturer.

SPL (sound-pressure level): A measurement of acoustic energy, usually encountered in the sensitivity rating of a speaker. See dB.

stereo: The use of at least two separate channels (signal paths) to create the illusion that music is being produced in the space between, and even beyond, a pair of loudspeakers.

stylus: The needle-shaped material, usually diamond, at the end of the cantilever of a phono cartridge; its vibration as it traces the record grooves is translated by the cartridge into an electrical audio signal.

subwoofer: A separate speaker designed to reproduce only low bass frequencies. Powered subwoofer systems contain an amplifier and crossover.

supertweeter: A tweeter used to reproduce only extremely high frequencies; usually found in four- or five-way speaker systems.

surround sound: See Dolby Surround, Dolby Pro Logic, and THX.

tape monitor: A switch on a tape recorder or preamplifier that allows the user to listen to a tape as it is being recorded to insure proper recording; on a preamp it may also allow external signal processors to be used.

THD (total harmonic distortion): The percentage of an audio output signal that consists of spurious harmonics, or multiples of the fundamental frequencies. These harmonics are introduced by an amplifier or other component in its handling of the original signal. Lower figures are better.

THX: A certification for theater systems and components that adhere to sound-system standards and specifications developed by Lucasfilm. THX-certified systems are designed to reproduce Dolby Surround movie soundtracks with very high accuracy. Home THX systems include a control center with Dolby Pro Logic surround decoding plus additional equalization and signal processing, three front speakers (left, center, right), two rear surround speakers, and usually a subwoofer.

tracking: The ability of a CD player or phono cartridge to follow the pattern recorded on a CD or record.

transport: The parts of a tape deck that

move the tape, including the motor(s), hubs, capstan(s), and other mechanisms. In a CD player or turntable, the transport system rotates the CD or record.

treble: The upper part of the audio spectrum; see bass and midrange.

tuner: A component that receives radio signals from an antenna, allows the user to select a station, and demodulates the audio signal from the RF signal.

tweeter: A driver in a speaker system that is designed to reproduce treble sounds (high frequencies).

two-way, three-way: Refers to the number of frequency bands a speaker system's output is divided into. A two-way system has a woofer and a tweeter; a three-way system adds a midrange speaker to that configuration.

usable sensitivity: The minimum RF signal level required for a tuner to achieve a 30-dB S/N in mono; lower usable sensitivity figures are better.

volume: usually expressed in decibels (dB), the strength of a sound wave or audio signal.

W/ch (watts per channel): A specification that indicates how much power an amplifier or receiver will deliver to each of a pair of speakers.

W&F (wow-and-flutter): A specification indicating the speed accuracy of mechanical components such as turntables and cassette decks. Lower figures are better. See the separate definitions for both wow and flutter.

woofer: A type of driver in a speaker system that is designed to reproduce the low, or bass, part of the audio frequency spectrum.

wow: A measurement of slow speed variations; usually combined with flutter, a measurement of fast speed variations. Lower figures are better.

zone: In the context of a multiroom system, a listening area. □


ABBREVIATIONS

AC—alternating current
A/D—analogue to digital
ADC—analogue-to-digital converter
AFC—automatic frequency control
alt-ch—alternate channel
amp—amplifier
CIRC—cross interleave Reed-Solomon code
CrO₂—chromium dioxide
D/A—digital to analogue
DAC—digital-to-analogue converter
DAT—digital audio tape
dB—decibel
dBf—decibel femtowatt
DC—direct current
DSP—digital signal processing
EFM—eight-to-fourteen modulation
EIA—Electronic Industries Association
EIAJ—Electronic Industries Association of Japan
EQ—equalization, equalizer
F—farad
FET—field-effect transistor
FR—frequency response
g—gram(s)
HX—headroom extension
Hz—hertz
IC—integrated circuit
IEC—International Electrotechnical Commission
IEEE—Institute of Electrical & Electronic Engineers

IF—intermediate frequency
IHF—Institute of High Fidelity
IM—intermodulation (distortion)
imp—impedance
ips—inches per second
k—kilo (one thousand)
kHz—kilohertz (one thousand cycles per second)
LCD—liquid-crystal display
LED—light-emitting diode
L/R—left/right
LSB—least-significant bit
LSI—large-scale integrated (circuit)
M—mega (one million)
Mb/sec—megabits per second
MC—moving coil
MDF—medium-density fiberboard
MM—moving magnet
MNOS—metallic nitrogen-oxide semiconductor
MOL—maximum output level
MOSFET—metal-oxide semiconductor FET
MPX—multiplex
MSB—most-significant bit
m—meter (as in SPL/W/m)
m—milli (one thousandth, as in msec)
mH—millihenry
mm—millimeter
ms—millisecond
mV—millivolt
mW—milliwatt
μ—micro (one millionth)

NAB—National Association of Broadcasters
nWb—nanoweber
NR—noise reduction
PCM—pulse-code modulation
PCOCC—pure-copper continuous cast
pF—picofarads
PLL—phase-locked loop
P-P—peak-to-peak, push pull
rec—record
RF—radio frequency
RIAA—Recording Industry Association of America
rms—root mean square
rpm—revolutions per minute
sel—selectivity
sens—sensitivity
sep—separation
SMPTE—Society of Motion Picture and Television Engineers
S/N—signal-to-noise ratio
SPL—sound-pressure level
THD—total harmonic distortion
TIM—transient intermodulation (distortion)
V—volt(s)
VA—volt-ampere
VU—volume unit
W—watt(s)
W&F—wow-and-flutter
Wb—weber
wrms—weighted root mean square
wtd—weighted

CREATION OF A NEW GENERATION



Hafler®

"THE AFFORDABLE HIGH END"

Hafler's passion for audio excellence unleashed the power of a **new** dimension of audio products. **The Series 9000.**

The uncompromising pursuit to maximize sonic performance has resulted in a line of audio products that rival the world's best hi-fidelity components - at very modest prices. The synergy that emerged from the combination of leading audio experts, and the highest quality circuitry (like the patented trans-nova circuitry) has empowered Hafler to offer a **new 7 year warranty.** Experience the Hafler difference. Call today for the dealer nearest you.

Hafler, a division of Rockford Corporation, Tempe, Arizona 85281 U.S.A. (602) 967-3565 In Canada, call Korbon Trading (416) 567-1920 In Europe, FAX (31) 1726-17864 In Pacific Asia (65) 339-03e3



It's not just the technology; it's the application of the technology.

Denon's "Design Integrity" philosophy has always held *that the way a technology is employed is as important as the technology itself.*

To test this premise, Denon digital audio and studio recording engineers compare their own vast library of digital master tapes with the Compact Discs releases of the same material. This on-going listening and measurement research reveals that at present the finest CD quality can be obtained by the meticulous application of 20-bit digital-to-analog conversion.

Case in point: The DCD-2560 employs *four* separate DACs utilizing Denon's Lambda System Super Linear Converter technology to eliminate the zero-cross distortion and non-linearity that plagues conventional CD players, especially at low signal levels. Each Denon Super Linear Converter is factory hand-tuned for maximum resolution. In addition, Denon's unique half-sample interpolation system produces an effective 16x over-sampling

rate to eliminate phase shift for a more accurate sound stage with true three-dimensional imaging.

20-bit SLCs enable Denon to offer Variable Pitch, which lets you compress recordings, tune your CD player to musical instruments, adjust tempo for dancing, create perfect segues while mixing, etc. Peak Search finds the point in a disc with the highest level to set recording levels most accurately. Auto Space inserts four second pauses between tracks to help locate selections. A Digital Fader fades recordings in and out while dubbing. Time Edit allows you to input the tape length you are using. Pick enhances this function by letting you rearrange the order of tracks for the best fit on the tape. Link extends the process over 2 CDs for longer tape lengths.

The critically-acclaimed Denon DCD-2560. A reaffirmation of one of life's oldest adages: It's not only whether you win the technology race, but also how you play the game.

DENON

The first name in digital audio.

For Product Information

34504

Call 1-800-346-8774

