

Part III
Turntable Series

Audio

THE MAGAZINE ABOUT HIGH FIDELITY • AUGUST 1977 \$1.00

47425 

UC803760 0280 7062001520101312
DCN L HUNTER
2608 CENTRAL BLVD
EUGENE OR 97403

A
Look At
Speakers
As Real
Amplifier Loads

The Search for
an Optimum
Transmission Line
Speaker

PRESENTS ACT II. BEST AND MADE THEM BETTER.

to let you get everything out of your tuner. Perfectly.

Our output stage, for example, features a new parallel push-pull circuit that reduces total harmonic distortion to less than 0.1%. Again, well below anything you can possibly hear.

To all but eliminate cross-talk, the SA9500II comes with a separate power transformer for each channel, instead of the usual single transformer for both.

And where some amps give you two, or three tone controls, the SA9500II gives you four. Two for regular treble and bass, and two for extended treble and bass. They're calibrated in 2 decibel click stops, which means you have a virtually endless variety of ways to get the most out of your music.

But that's only the beginning. To get the most out of your cartridge, the 9500II has a switch that lets you "tune" the amplifier to the cartridge manufacturer's optimum capacitance. And to get the most out of your records, our three-stage phono equalizer features an incredibly high phono overload level of 300 millivolts. With no more than 0.2 dB variation from the RIAA curve. So even the most complicated passage on one of today's highly engineered records will sound exactly the way it was recorded in the studio.

Obviously, both the SA9500II and the TX9500II are very sophisticated pieces of equipment. But all of the engineering skill that went into making them has also gone into every other tuner and amplifier in our new series II. No matter what the price, no matter what the specifications.

And that's something you don't have to be an expert to appreciate.

	SA9500II TX9500II	SA8500II TX8500II	SA7500II	SA6500II TX6500II	SA5500II TX5500II
POWER MIN. RMS. 20 TO 20,000 HZ	80	60	45	30	15
TOTAL HARMONIC DISTORTION	0.1%	0.1%	0.1%	0.1%	0.5%
PHONO OVERLOAD LEVEL	300mV	250mV	200mV	200mV	130mV
INPUT: PHONO/AUX/ TAPE	2/1/2	2/1/2	1/1/2	1/1/2	1/1/1
SIGNAL TO NOISE RATIO	95dB	95dB	95dB	93dB	87dB
FM SENSITIVITY (IHF '58)	1.5uV	1.8uV	not applicable	1.9uV	1.9uV
SELECTIVITY	(wide) 35dB (narrow) 85dB	(wide) 35dB (narrow) 80dB	not applicable	60dB	60dB
CAPTURE RATIO	(wide) 0.8dB (narrow) 2.0dB	(wide) 0.8dB (narrow) 2.0dB	not applicable	1.0dB	1.0dB

U. S. Pioneer Electronics Corp., 75 Oxford Drive, Moonachie, New Jersey 07074.

* Minimum RMS continuous power output at 8 ohms, from 20 to 20,000Hz, with no more than 0.1% total harmonic distortion.

High Fidelity Components
PIONEER
WE BRING IT BACK ALIVE.

TX9500II
SA9500II

TX6500II
SA7500II

THE NEW PIONEER AMPS AND TUNERS.

Enter No. 2E on Reader Service Card

LAST YEAR'S REVIEWS PRESENTED US WITH A TOUGH ACT TO FOLLOW.

"IT CANNOT BE FAULTED."

SA9500 — Stereo Review

**"AS NEAR TO PERFECT
AS WE'VE ENCOUNTERED."**

TX9500 — Popular Electronics

**"CERTAINLY ONE OF THE BEST...
AT ANY PRICE."**

TX9500 — Modern Hi Fi



PIONEER PRO WE STARTED WITH THE BEST

Last year, the experts paid Pioneer's integrated amps and tuners some of the highest compliments ever.

The challenge was obvious: to build even better amps and tuners. Amps and tuners that would not only surpass anything we'd ever built before, but anything anyone ever built before.

Here's how we did it.

THE NEW PIONEER TX9500II TUNER. EVEN CLOSER TO PERFECT.

When Popular Electronics said our TX9500 tuner was as "near to perfect" as they'd encountered, they obviously hadn't encountered our TX9500II. It features technology so advanced, some of it wasn't even perfected until this year.

Our front end, for example, features three newly developed MOS FETs that work with our 5-gang variable capacitor to give the TX9500II an incredible FM sensitivity of 8.8dBf. In mono. In English, this means you can pull in beautiful FM reception no matter how far you live from the transmitter.

Where most tuners give you one band width for all FM stations, the TX9500II gives you two. A wide band with a surface acoustic wave filter to take advantage of strong stations, and a narrow band

with five ceramic filters to remove all the interference and noise from weaker ones. (Distortion measured at one kilohertz is an incredibly low 0.07% in the wide band; and 0.25% in the narrow band. Both well below the threshold of human hearing.)

Where conventional multiplex circuits cut out some of the frequencies that add depth and presence to music, the multiplex circuit in the TX9500II doesn't. It features an exclusive integrated circuit that's far more accurate than anything else around. Plus a multipath switch that lets you align your antenna perfectly without an oscilloscope.

And where you simply have to guess about the proper recording levels off most tuners, the TX9500 provides you with a tone generator that lets you set the recording levels on your tape deck before broadcast starts.

So your tapes can sound just as clear and beautiful as your tuner.

THE NEW SA9500II AMPLIFIER. HOW TO GET THE MOST OUT OF THE BEST.

After building one of the world's best tuners, we had no choice but to create an amplifier that could match it.

The result is the new SA9500II. An 80* watt integrated amp that was designed



TX8500II
SA8500II

THE TYPE II



DISCWASHER®

presents

RECORD CARE BASICS

The finest record care system is Discwasher, and the research of the Discwasher labs shows four ways to dramatically extend the fidelity of your discs:

1. Beware of the heat monster. Taking records from very cold conditions to hot conditions, or playing records at temperatures in excess of 90° F, accelerates record wear and distortion.
2. Beware of a "clean" stylus. A stylus may look clean, but can be glazed with contamination after playing two or three records. This glaze holds dust which abrasively destroys records. Discwasher's SC-1 Stylus Cleaner is the best way to keep your clean-but-dirty stylus really clean.
3. Do not replay records quickly. Playing a record more than once every hour causes chemical and physical stress to the vinyl that will eventually destroy the album.
4. Clean micro-dust before playing. Micro-dust is attracted to records and may not be noticeable. Playing a dust-contaminated record welds this micro-dust into the grooves. The Discwasher brush with a few drops of D3 fluid is the finest, most convenient way to remove this threat to your valuable record collection.

For technical information on the complete line of Discwasher products, see your hi-fi specialist or discriminating record store.



d discwasher inc.

1407 N. Providence Rd.
Columbia, Missouri 65201

Audio

August 1977 "Successor to **RADIO** Est. 1917" Vol. 61, No. 8

Feature Articles	28	Tonearm Design and Other Things/Joseph F. Grado
	32	Power Amplifiers and the Loudspeaker Load/Jeffrey H. Johnson
	44	The Search for an Optimum Transmission-Line Speaker/W.J.J. Hoge
	58	Time Alignment™ in Loudspeakers/Edward M. Long

Equipment Profiles	66	Sony STR-6800SD Stereo AM/FM Receiver/Leonard Feldman
	71	Tandberg TCD-330 Cassette Deck/Howard A. Roberson
	74	AKG C451E Condenser Microphone System/Jon Sank
	77	Pioneer 510A Turntable/George W. Tillet
78	Optonica RT-3535 Cassette Deck/George W. Tillet	

Record Reviews	81	The Folk Bag/Tom Bingham
	82	The Column/Michael Tearson & Jon Tiven
	89	Jazz & Blues
	93	Classical/Edward Tatnall Canby

Audio In General	4	Tape Guide/Herman Burstein
	8	Audio ETC/Edward Tatnall Canby
	16	Behind The Scenes/Bert Whyte
	20	What's New in Audio
	22	Audioclinic/Joseph Giovanelli
	24	Dear Editor
	96	Classified Advertising
	98	Advertising Index

Editor Eugene Pitts III

Associate Editors: Edward Tatnall Canby, Bert Whyte

Assistant Editor Eugene J. Garvin Jr.

Marketing Director Sanford L. Cahn

Design Frank Moore

Design Assistant Debbie DePietro

Circulation Manager Jean Davis

Advertising Production Gloria Klaiman

Senior Editors: Richard C. Heyser, B.V. Pisha

Contributing Editors: Tom Bingham, Herman Burstein, Leonard Feldman, Joseph Giovanelli, C.G. McProud, Dan Morgenstern, George Pontis, Howard A. Roberson, Jon Sank, Donald M. Spoto, Michael Tearson, George W. Tillet, Jon Tiven.

Publisher Jay L. Butler

About the Cover: Loudspeakers, which reflect the music we love, all too often add some distortion as well. For a fresh look at the loads speakers really present to amps, read Jeffrey Johnson's article starting on page 32.

EDITORIAL CONTRIBUTIONS are welcomed but should be accompanied by return postage. Submissions will be handled with reasonable care, but the publisher assumes no responsibility for return or safety of manuscripts, photographs, or artwork.

AUDIO (title registered U.S. Pat. Off.) is published monthly by North American Publishing Co., Irvin J. Borowsky, President, Frank Nemeyer and Jay L. Butler, Vice Presidents, Harry Feld, Treasurer, Joseph Florentine, Chief Financial Officer, Mary Claffey, Secretary & Circulation Director, R. Kenneth Baxter, Vice President/Manufacturing, Sanford L. Cahn, Marketing Director, Mary Anderson, Production Director, John Nolan, Corporate Art Director, Vic Brody, Promotion Director

Subscription Rates: United States only, 1 year for \$8.00, 2 years for \$14.00, 3 years for \$20.00, outside the U.S., 1 year for \$10.00, 2 years for \$18.00, 3 years for \$26.00. Printed in U.S.A. at Columbus, Ohio. All rights reserved. Entire contents copyrighted 1977 by North American Publishing Co. Second class postage paid at Philadelphia, PA and additional mailing office. Back issues, \$2.00 each.

World Library Congress Number: ISSN 0004-752X

Dewey Decimal Number: 621.381 or 778.5

National Sales Office: Jay L. Butler, Publisher, 545 Madison Ave., New York, NY 10022. Telephone (212) 371-4100.

West Coast Sales Office: Jay Martin, 2525 West 8th St., Los Angeles, CA 90057. Telephone (213) 385-2917

Continental European Representative: V.B. Sanders, International Publishers Advertising Service, Raadhuisstraat 24, P.O. Box 25, Graft-De Ryp, Holland. Telephone, 02997-1303; telegrams, Euradteam—Amsterdam

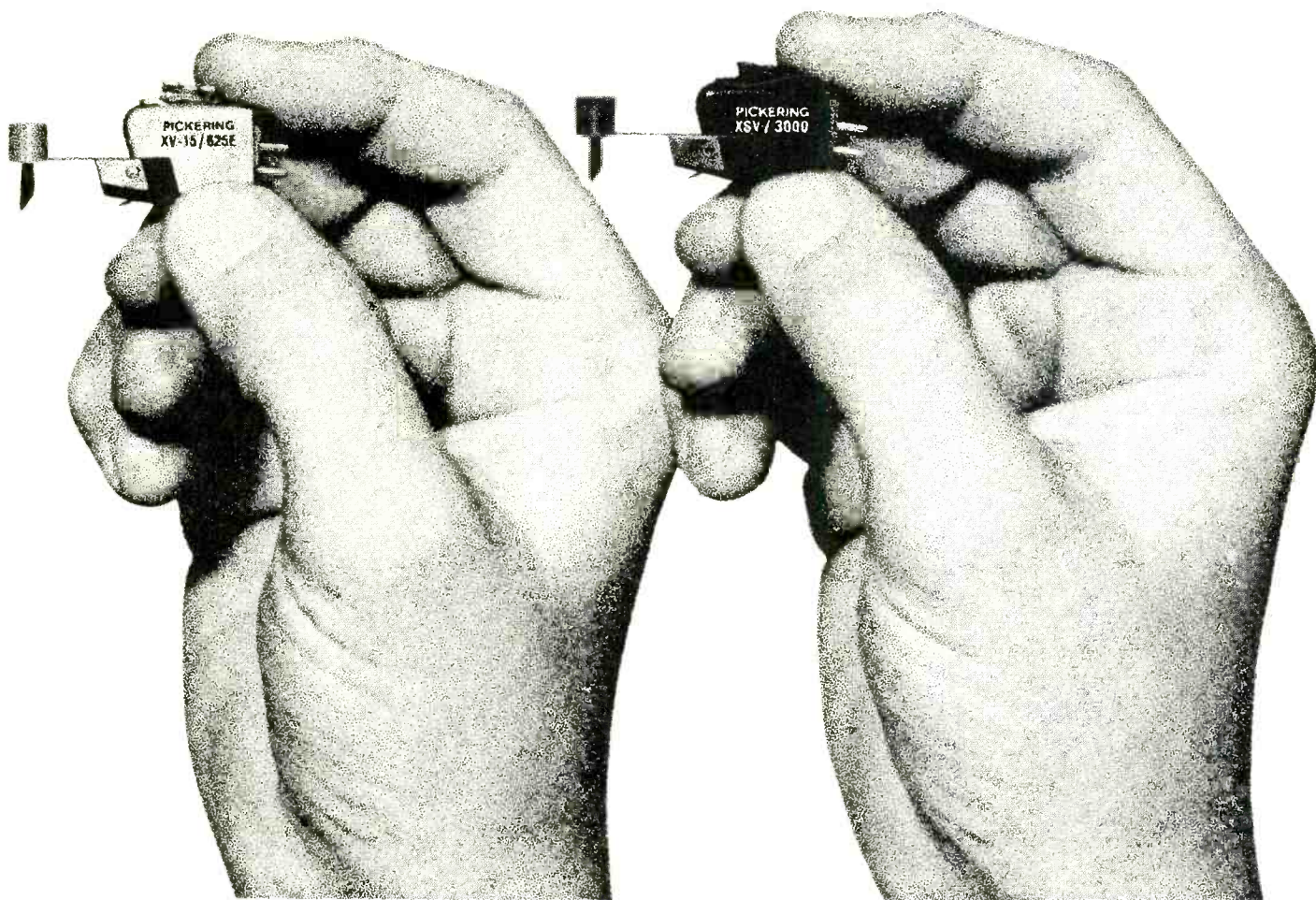
England: The Paul Singer-Lawrence Media Group, 54 Burton Court, London SW3, 5Y4, England. Phone, 01-730 3592



AUDIO Publishing, Editorial, Subscription and Advertising Production offices, North American Building, 401 No. Broad St., Philadelphia, PA 19108. Telephone: (215) 574-9600. Postmaster: Send Form 3579 to above address.



Two sources of perfection in stereo sound.



Match one to your equipment


"The right Pickering Cartridge for your equipment is the best Cartridge money can buy."

We've been saying that for years; and tens of thousands of consumers have profited by applying this principle in assembling their playback systems.

If you have a fine manual turntable, the XSV/3000 is a perfect choice.

If you have a high quality automatic turntable, then installing an XV-15/625E in its tone arm is a perfect choice.

The summary advice of **Stereo's** Lab Test, in an unusual dual product review, we think brilliantly states our position: "The XV-15/625E offers performance per dollar; the XSV/3000, the higher absolute performance level." That makes both of these cartridges **best buys!**



FREE!

Pickering's new XSV/3000 is a remarkable development. It possesses our trademarked Stereo-hedron Stylus Tip, designed to assure the least record wear and the longest stylus life achievable in these times with a stereo cartridge. Its frequency response is extraordinarily smooth and flat; its channel separation is exceptional; its transient response affords superb definition. It represents a whole new concept of excellence in stereo cartridges.

Read the whole evaluation report. Send for your free copy of the **Stereo** "Lab Test" reprint; write to Pickering & Co., Inc., 101 Sunnyside Blvd., Plainview, N. Y. 11803. Department A

 **PICKERING**

"for those who can hear the difference"

PICKERING & CO., INC., COPYRIGHT 1977

Enter No. 25 on Reader Service Card

Empire's Blueprint For Better Listening

No matter what system you own, a new Empire phono cartridge is certain to improve its performance.

The advantages of Empire are threefold.

One, your records will last longer. Unlike other magnetic cartridges, Empire's moving iron design allows our diamond stylus to float free of its magnets and coils. This imposes much less weight on the record surface and insures longer record life.

Two, you get better separation. The small, hollow iron armature we use allows for a tighter fit in its positioning among the poles. So, even the most minute movement is accurately reproduced to give you the space and depth of the original recording.

Three, Empire uses 4 poles, 4 coils, and 3 magnets (more than any other cartridge) for better balance and hum rejection.

The end result is great listening. Audition one for yourself or write for our free brochure, "How To Get The Most Out Of Your Records." After you compare our performance specifications we think you'll agree that, for the money, you can't do better than Empire.



EMPIRE

Already your system sounds better.

Empire Scientific Corp.
Garden City, New York 11530

Herman Burstein

Tape guide

High End Fallout

Q. I have a tape deck and am not satisfied with its recording performance, specifically the high end. According to the Sony Manual the frequency response at 3-3/4 ips should be 20Hz to 17 kHz. I have tested the playback frequency response at this speed and it seems to be about 20 Hz to 15 kHz \pm 3 dB, using the standard test tape. However, when I record a test record on tape, I find that the frequency response above 10 kHz is extremely poor. I have checked my phono system and receiver, and these are not at fault. If I return the deck to my local dealer, will he be able to change the bias to optimize the frequency response, without an increase in distortion?—Robert Simpson, Reston, Va.

A. Your tape machine might be supplying excessive bias current to the record head. Reducing bias to extend the treble response is a relatively simple matter for a technician. However, you should be aware that as bias is decreased, there is a rise in the distortion, or to keep distortion as before will result in a decrease in the signal-to-noise ratio, i.e. you have to reduce the recording level. I feel that at 3-3/4 ips you should not aim at a response beyond something like 12 to 15 kHz, depending upon your hearing acuity. Anyway, few adults can hear much above 13 kHz.

High Speed Dubbing

Q. At one time you stated... "Little if anything is lost in the process of high speed dubbing of tapes." Assume we record a 15 kHz signal on tape and then dub it onto another tape at high speed. If the playback heads have a -3 dB at 15 kHz, the response will be a lot lower at 30 kHz—the corresponding frequency at twice the normal speed. Then the playback and record preamps would have trouble passing a 30 kHz signal. Also, on the decks used to copy, the record heads would have to record a

30 kHz signal. In my opinion, quite a bit is lost in high speed dubbing. What do you think?—James Harvey, APO, San Francisco.

A. You are correct in the fact that the heads and amplifiers have a larger task to perform in high speed dubbing since they have to permit a more extended treble response. However, modern technology does provide heads and amplifiers capable of handling frequencies up to several times 15 kHz, which means that good dubbings can be made at several times the original speed. Keep in mind that treble loss of a high quality playback head is chiefly due to gap width relative to recorded wavelength; so as frequency rises and wavelength grows shorter, the loss increases. But if a 15 kHz frequency is played at twice the normal speed, the recorded wavelength on the tape stays the same, and the loss due to gap width is not increased. The loss is greater as a result of the head's winding and cable capacitance, but these can be kept minimal through use of high quality playback heads and short, low-capacitance cable.

Speed = Frequency Response

Q. When recording, why should the tape speed determine the frequency response? — Howard Wong, Jackson Hgts., N.Y.

A. In recording on tape, losses are a function of the wavelength recorded on the tape; so the shorter the wavelength, the greater the loss owing to what is sometimes called self-demagnetization or self-erasure, that is, a short recorded wavelength has its opposite poles close together, and the closer these poles are to each other, the more they tend to cancel each other out in terms of their external magnetic field.

At a high tape speed, a given signal frequency produces a relatively long wavelength on the tape because much tape passes the head during a

ANNOUNCING THE SPEAKER NO ONE WAS WAITING FOR.



When people think of us, they think of receivers, tuners, amps, cassette decks and turntables. No one thinks of us for speakers.

But with the major advancements we've made in our components, we wanted to make sure they would sound the way they were supposed to sound.

We tested and listened to the best three-way speaker systems and found that almost all of them had remarkably inefficient mid-range speakers. And because 90% of the sound that you hear is in the mid-range, those inefficient speakers were making singers sound slightly nasal and applause sound like rainfall.

So we developed our new LS-408A. Our goal was to eliminate the nasal sound, and make sure an ovation sounded like applause instead of rain on the deck of Noah's Ark.

You, of course, had no idea we were up to this.

With the help of computers, holographic analysis, and the sensitive ears of our engineers we built an efficient mid-range speaker that could do those things. Then we put that technology to work building a woofer whose cone eliminates mumbling, along with

a tweeter whose higher output would reproduce the sound of the singer's lips and breath.

It's everything a \$325 speaker should be, except it costs less than \$250*.

And, as crazy as this may sound, it was worth the wait.



For the Kenwood dealer nearest you, see your Yellow Pages, or write Kenwood, 15777 S. Broadway, Gardena, CA 90248.

*Nationally advertised value. For information purposes. Actual prices are established by Kenwood dealers. Cabinetry is walnut veneered with particle board rear panel.



KENWOOD

Introducing New Quantum by Memorex. Four Reasons It Sounds So Good.

1. Quantum offers low distortion. You get a true recording of any type of music at high output, with virtually no distortion.

2. Quantum has very high sensitivity. This maximizes output and allows you to effectively capture all signals at a greater level.

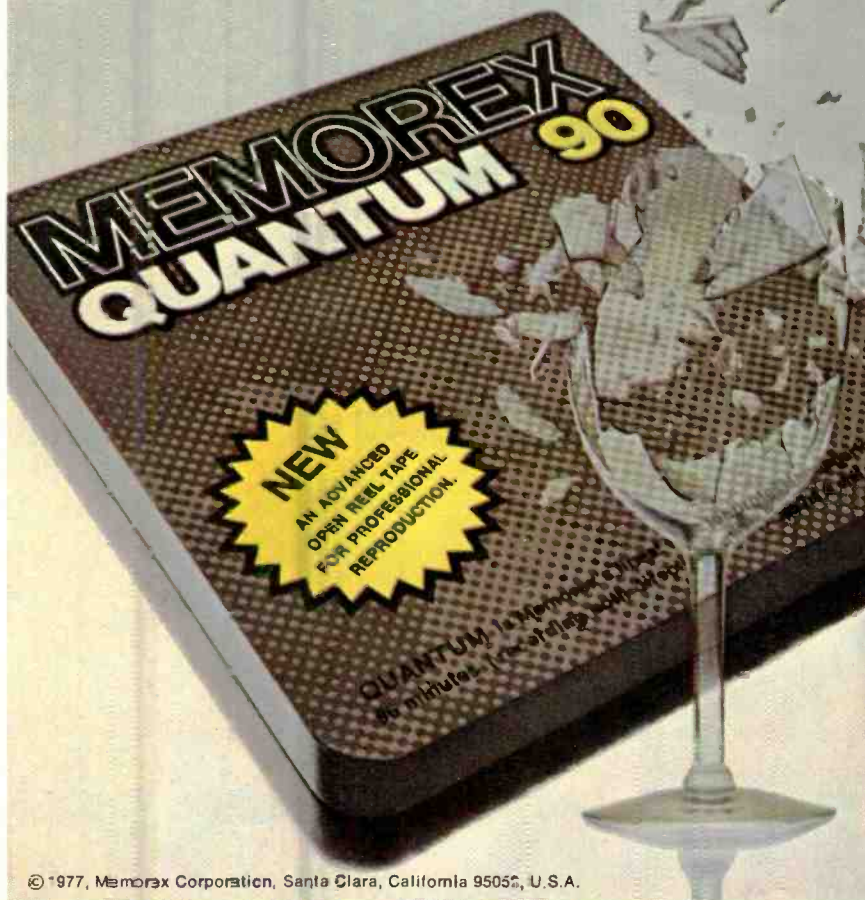
3. Quantum provides an excellent signal-to-noise ratio because its high sensitivity is obtained with no increase in noise level. This means a pure, brilliant sound.

4. Quantum gives you high saturation, resulting in a wide dynamic range and broad recording flexibility.

Quantum achieves improved recording performance while maintaining a high degree of mechanical excellence. With long life, durability, precision edge quality and excellent oxide adhesion.

The best way to hear the Quantum difference is to try it out for yourself. Available in 7" x 1800', 7" x 2400' and 10½" x 3600' reels.

MEMOREX Recording Tape.
Is it live or is it Memorex?



© 1977, Memorex Corporation, Santa Clara, California 95052, U.S.A.

Enter No. 19 on Reader Service Card

given amount of time, hence there is little loss due to self-erasure. But at a low tape speed, the same frequency results in a short wavelength because little tape passes the head during the same time span, so now there is considerable loss due to self-erasure. In summary, a reduction of the recording speed results in decreasing treble response, and all other things remain the same.

Variable Transformer

Q. I would like to vary the speed of my Sony tape recorder. Would it be possible to run the motor current through a variable a.c. transformer to alter the speed? If not, can you think of another method that won't damage the motor?—Terry Black, Springfield, Ill.

A. The most feasible method I can think of is to build yourself a power supply with variable frequency. These have been described in electronic literature.

Meter Calibration

Q. Is there any precise way to calibrate a tape recorder's VU meters?—Frederick Kistler, APO, San Francisco.

A. The VU meter should be adjusted to read 0 VU when a 400 Hz signal is recorded at a level that produces 1 per cent harmonic distortion on the tape, as checked in the playback.


Reel Warpage

Q. I have Sony tape on seven-inch plastic reels, and when they are placed on a flat surface they don't lie flat. On my machine when it is playing left-to-right everything is fine, but when the deck is in automatic reverse and the tape is moving right-to-left the tape can be heard scraping against the side of the reel. Alignment of the machine has been checked. What can I do about this scraping noise?—Timothy Svec

A. The first thing I suggest is that you buy new reels and transfer your tapes onto these. Of course, first check the new reels for trueness. Then you might contact Sony, and perhaps, they will replace the reels if they are defective. What may have happened is that your reels came from one particular lot which suffered a manufacturing defect. This can happen with any product.

If you have a problem or question on tape recording, write to Mr. Herman Burstein at AUDIO, 401 North Broad Street, Philadelphia, Pa. 19108. All letters are answered. Please enclose a stamped, self-addressed envelope.


AUDIO • August 1977



5 LED peak level indicators help eliminate distortion.



Long life Sen-Alloy head improves performance, reduces distortion.



Automatic recording when you're not there.



Dolby reduces tape hiss.



Bias and EQ switches for all types of tape.

No cassette deck can give you better performance without all these recording ingredients.



Most quality cassette decks look pretty much alike on the outside. So at first glance you might take the new JVC KD-35 for granted.

But take a second look. You'll see something no other make of cassette deck has—five peak-reading LED indicators. With a faster response than VU meters, or even peak-indicating meters, they help you avoid under-recording and they eliminate tape saturation and distortion. It's as close as you can come to goof-proof recording.

Then there's JVC's exclusive Sen-Alloy head for record and playback. Designed to give you the best of two worlds, it

combines the truly sensitive performance of permalloy with the ultra long life of ferrite.

Of course, the KD-35 has many other features like Dolby, bias and equalization switches, and automatic tape-end stop in all modes. It's also possible to go from one operating mode to another without going through Stop. What's more, you'll never have to miss taping a favorite broadcast because you're not

there; just connect the KD-35 to a timer and switch to automatic record.

And yet, with all this built-in capability, at \$260,* the KD-35 is priced just above the least expensive model in JVC's new cassette deck lineup. Just imagine what our top model is like.

JVC America Company, Division of US JVC Corp., 58-75 Queens Midtown Expressway, Maspeth, New York 11378 (212) 476-8300. For nearest JVC dealer call toll-free (outside N.Y.) 800-221-7502. Canada: JVC Electronics of Canada, Ltd., Scarborough, Ont.

Enter No. 14 on Reader Service Card

JVC

We build in what the others leave out

*Approximate retail value. Dolby is a trademark of Dolby Labs, Inc.

Audio etc.

Edward Tatnall Canby

Webcor. Remember the name? If you don't, you soon will. A new line of Webcor products is being launched into the great consumer market, after a Webcor-less hiatus of a good many years. The new firm, however, is an extremely distant relative of the old, and so it is interesting to see this once familiar trade mark, beloved by so many of us oldsters, being revived for a quite different group of items that does not even include a separate record player—the staple of the old Webcor line of popular products.

The reasoning of the new management, Leisurecraft Products, is that research indicates to them that the name "still has a very high consumer recognition and is associated with high quality equipment by dealers, buyers, and consumers." True, at least above a certain age. In my own "hi fi book," first published in 1952, the very first recommendation for a home separate unit turntable was, I see, the Webcor. Excellent quality, if in a modestly priced area. And a good history of satisfaction in use by thousands of us back in those days. Those old Webcor changers powered the front end of vast numbers of modest early home hi-fi systems, and I must say I feel a lot of nostalgia at the mere thought. Who *didn't* own a Webcor? Their heyday came right along with the first blossoming of componentry, through the late '40s and into the '50s, and in those times you could buy a top-of-the-line Webcor for maybe \$45 (or a V-M or Garrard), minus cartridge, while the low priced leaders went for \$20 or even less. Optional mounting base, \$5 extra.

The new Webcor line is aimed squarely at a sales area which—allowing for two things, inflation over a quarter century and the immense increase in sophistication of all our equipment over the entire spectrum—is precisely where the old Webcor brand was immensely successful. What finer reason for reviving a good name?

Now, of course, that price region is not up in the hi-fi stratosphere, the price-no-object area that seems to be so inordinately expanding right now. Heavens no! For the cost of one state-of-the-price amp (no name need be cited) you could buy one each of the entire new Webcor line, if with a few duplications here and there. Webcor isn't even in the "affordable" area—which means less than you



thought (but much, much more than you can afford). So how shall I phrase it? Let's say for the moment that neither Nakamichi nor Yamaha, nor McIntosh, Lux, Phase Linear, Sansui, Technics, Scott, Fisher, Crown—I could go on & on—not one of these estimable hi-fi lines is going to be discounted downwards far enough to compete directly with the new Webcor equipment. Webcor has 'em beat, pricewise.

Low in cost, really down there. And yet there is no end to the miracles we can do now in our home-type equipment, at least as far as externally useful features are concerned. You should gander this Webcor stuff. Quite stunning and no other word for it, though perhaps a wee bit reminiscent of other brands. Of course, there's only one way to get beneath the shiny surface of hi fi and that is not *my* job. Testing, testing! But I was indeed impressed and astonished, at Webcor's premiere showing, by the visible outward impact of this new line with the old Webcor name. It would be hard to believe that such a handsome and well turned out exterior could hide, as they used to say, a mess of pottage. Price for price, it's got to sound good.

Separates & Consoles

Back in the old days, we used to feel that a big distinction between acceptable high fidelity and "ordinary" home stuff was between the then-new component *separate* units, as we called them, and the vast bulk of low-cost mass produced soundware of the radio-phonograph sort, mostly one-piece including the (mono) speaker. Ours was the old loving-care argument. Separate components, we said, were basically hand made and produced in small quantities (!) with quality standards impossible for any mass factory operation. We pointed with scorn to the monster manufacturers of radios and phonographs, the arch-producers of lo-fi, and generally we were right. The American people were quite happy with the sound they got out of their millions of radios, phono attachments, consoles and portables, and we in the new hi-fi field had to find ourselves a small place somewhere alongside the professional and public address audio industries—a bit below the pro but maybe a wee bit above public address. Class A, instead of AB.

We didn't know how lucky we were. The mass-production equip-

Do-it-yourself JBL.



Take the guts of what makes JBL JBL and adapt it to your own ideas of what a loudspeaker system should be.

Mix and match with forty-seven individual JBL components—horns, lenses, dividing networks, transducers, everything.

And when you've found your perfect sound, we'll help you find somewhere to put it: The JBL Enclosure Construction Kit, with complete plans for building your own loudspeaker enclosure from scratch.

See your authorized JBL Loudspeaker Components dealer for the start of a great new team in sound: You and JBL.



ment makers obliged by ignoring us with total unconcern. Thus, their products and ours remained easy enough to tell apart. Our hi fi looked suspiciously like public address (remember Bogen's pioneer models?), utilitarian and all too professional. Theirs was still Second Empire or Regency or Maple Moderne (and still is today in plenty of areas!). No conflict. Not that the prices didn't overlap—if you really tried, you could buy a roomful of Regency for thousands of bucks. But you could also, so to speak,

buy for a song. A cube radio—remember?—for \$5 & up and a record player attachment, 78, for not much more.

On the other side, our hi-fi side, you could put away your Webcor and acquire a non-changing, non-stopping manual-play Rek-O-Kut table for the fi of it. The name explains itself. The Rek-O-Kut, one of the first "hi-fi" tables, was a massive affair with a big hysteresis motor and enormous rubber rollers directly adapted from a line of professional studio tables often

used for disc cutting. It had one major advantage, aside from hi fi; when that table was turning you could put your whole weight on it via a hand and it would merely sprain your wrist without slowing down. Such muscle! Superb for cueing up.

Look Alikes

Later on, hi-fi componentry began its well-remembered expansion, though, to be sure, the basic principle of separate and carefully made units exists to this very day and with remarkably few compromises, considering our volume of production. This, needless to say, at last began to catch the interest of the Regency-type outfits. Not that they could do very much on their scale of operations, nor wanted to. (Those who tried were doomed to failure, proving our point handily.) But a certain handwriting was to be seen on the wall, namely, that at least the outward and important conveniences of good hi fi equipment were beginning to impress a great many people including manufacturers of Maple Moderne.

We have now passed through the worst of the imitation that followed. For years, every department store had rows and rows of "hi fis," ranging from updated Regency with shiny knobs through an immense mass of sleazy look-alikes, with impressive speakers mounted in cardboard, to such reputable name-brand hi fi as Scott and Fisher. Imitation, in fact, has simply run its course and come out the other side. There is now a large scale blending, and no two ways about it. No longer is there a dividing line of any sort. Equipment for home sonics ranges seamlessly from top to bottom.

Of course, there are still hi-fi horrors and sometimes they look pretty good, too. But there now exists a very legitimate new area, a large one, in which many of the virtues of mass-produced home audio have been neatly assimilated into legitimate points of hi-fi componentry, money for money, value for value, the good along with the bad. It is an increasingly important area, if not state-of-the-art hi fi; and decidedly it is not one where we can afford to stick our noses in the air. It is always possible, you realize, that we are ourselves becoming somewhat over priced for the values we offer. A matter of opinion—and sales—but it won't do for us to be complacent just because we do have state-of-the-art equipment. Ingenuity and price competition can

Soundcraftsmen presents... a NEW CLASS super-power amp,

with fantastic performance because its revolutionary new Patent Pending VARI-PORTIONAL® system uses Analog Logic Circuitry to anticipate, control and supply only the exact amount of power required for most efficient performance... Conventional Class AB amplifiers with 250 watt power ratings, operating at 1/3 power in accordance with FTC test requirements, WILL CONSUME OVER 40% MORE ENERGY than the Soundcraftsmen "NEW CLASS" amplifier... Here are just a few "NEW CLASS" benefits: 1. Greatly reduced average current drain resulting in SUBSTANTIAL ELECTRICAL ENERGY SAVINGS. 2. Reduced heat dissipation for cooler operation assuring trouble-free reliability and no need for noisy fans. 3. And perhaps the greatest benefit of all, manufacturing cost savings meaning more power, and more features for fewer dollars... SPECIFICATIONS: 250 watts per channel RMS 20Hz-20KHz both channels driven into 8 ohms, less than 0.1% THD. Noise -105dB, Damping factor 100, Slew rate 50. Frequency response ±1/4 dB 20Hz-20KHz. Size 7" x 19" x 15" deep. Side panels included. Suggested price \$699.00

PREAMPLIFIERS

The PE2217 offers more flexibility and control than preamps costing twice the price. The 20-band OCTAVE EQUALIZER uniquely coupled with a versatile combination PUSHBUTTON PATCH PANEL and advanced phono preamp section (84dB S/N) allows you the capability of graphic "EQ" during the playback and recording process. Dual phono and triple tape control with 84 and 106dB S/N specs make the PE2217 an unsurpassed preamp value at \$529.50. And now the PE2217, rated "STATE-OF-THE-ART" and "BEST-BUY" in magazine Test Reports, is also available as the PE2217-R (not shown) in rackmount silver-black form as a matching mate for our new amplifier, priced at only \$549.00.

EQUALIZERS

We INCLUDE all the accessories and features that are a MUST to make equalizing easy, as well as an amazingly rewarding new experience... An Environmental Do-It-Yourself TEST RECORD edited and announced by Soundcraftsmen especially for use with the Soundcraftsmen equalizer... COMPUTONE CHARTS for making a record of, and resetting in seconds, any desired EQ curve... a Full-Channel Frequency SPECTRUM LEVEL CONTROL on each channel for instant "no distortion" in/out balancing... LIGHT-EMITTING DIODES for precise visual signal level balancing... A Graphic Display of each EQ curve... And a minimum 24dB range of adjustment for each octave... Specifications: S/N: better than 106dB at full output... THD: less than .05% @ 1v... Filter type: Toroidal and Ferrite Core. Prices start at \$299.50.

FREE BROCHURE

• The WHY's and HOW's of EQUALIZATION
• CHECKLIST for your EQUALIZATION-EVALUATION
• 10-point "TOTAL-SYSTEM" EQUALIZATION program
Soundcraftsmen Instructional Test Record Room Equalization Instructions



M g. in USA by Soundcraftsmen, Cal. 92705. For NEAREST DEALER ph. 714 - 556-6192


Enter No. 35 on Reader Service Card




V-15 Type III . . . critics called the Type III the finest cartridge ever when it was introduced. The ultimate test, however, has been time. The V-15's engineering innovations, the uniform quality, and superb performance remain unsurpassed by any other cartridge on the market today. 3/4 to 1-1/4 gram tracking force.




M24H . . . the cartridge that does not compromise stereo reproduction to add four-channel capability. Superb stereo trackability and quadriphonic carrier signal retrieval. New hyperbolic stylus tip, high energy magnet, and low-loss laminated electromagnetic structure. 1 to 1-1/2 gram tracking force.




M95ED . . . second only to the V-15 Type III in stereo reproduction. A thinner, uninterrupted pole piece minimizes magnetic losses. Its 20 to 20,000 Hz response remains essentially flat across the entire frequency range for excellent sound quality. 3/4 to 1-1/2 gram tracking force.



M75ED Type 2 . . . excellent trackability at a lesser price. The M75ED Type 2 features a built-in snap-down stylus guard and a smooth 20 to 20,000 Hz frequency response. 3/4 to 1-1/2 gram tracking force.



M70EJ . . . the easiest way to upgrade your hi-fi stereo system without straining your budget. Basically flat response is comparable to other brand cartridges costing twice as much. 1-1/2 to 3 gram tracking force.



M3D . . . the original famous Shure Stereo Dynetic® Cartridge. The M3D provides extremely musical and transparent sound at a rock bottom price. 3 to 6 gram tracking force.

13

The People's Choice-World-wide.

From Singapore to London to New York, Shure hi-fi pickup cartridges outsell every other brand — according to independent surveys. And for good reason: Shure cartridges, no matter where they're purchased, are guaranteed to meet the exacting published specifications that have made them the Critics' Choice in every price category.



Shure Brothers Inc., 222 Hartrey Ave., Evanston, IL 60204
In Canada: A.C. Simmonds & Sons Limited

Enter No. 33 on Reader Service Card

dbx 128 tape copies sound better than your records



14

First, you play your favorite records, tapes or FM broadcasts through the expander section of our Model 128 to restore missing dynamics and reduce noise that's been robbing you of live performance realism.

Then, you preserve the dynamics of this vibrantly enhanced program by copying through the 128 noise reduction section to eliminate tape hiss normally added by copying.

Finally, you play back your taped copy through the decoder of your dbx 128 and hear music with more dynamic range and detail than you've ever heard before off any tape. Sound unbelievable? Well, it was until the dbx 128 came along. But now you can make dynamically enhanced copies that sound better than the originals, with no hiss build-up, on any open-reel, cartridge or cassette recorder.

To learn how, ask the dbxpert at your local dealer for a demonstration of the new dbx 128. For full product information and a list of demonstrating dbx 128 dealers, circle reader service number or contact:

dbx, Incorporated, 296 Newton Street
Waltham, Massachusetts 02154 • (617) 899-8090


dbx

Enter No. 8 on Reader Service Card

bring forth incredible ingenuity in the market place. Our low-priced competitors keep learning and, just maybe, might give us a run for our component money with their own products.

Without so much as an audible sound from (new) Webcor, I think you can look at their new line and see what I mean. Everything is there that the sophisticated buyer (not particularly hi-fi oriented) could want, really covering the field. Cassette decks? Of course. And with two meters, choice of bias and equalization, built-in Dolby B, and all the proper in/out connectors plus click-type volume controls, solid up-down switches like those on Phase Linear (and in other models, horizontal sliders), all the very latest in hardware and most pleasing to the touch. Stereo receivers—one has a built-in 8-track record/play and the other a devilish device that plays both cassettes and 8-track through the same front slot without adjustment. These models are finished off in handsome brushed silver but there is also a matched pair à la Nakamichi in jet black with thin white lettering, an integrated stereo amp, 17/17, and an AM/FM tuner. And so it goes. A svelte and knowing line of goods if I ever saw one.

To be sure, the two speakers that come with some of the units are unidentified and (as I noted) extremely compact in size. And the two receivers in the line give forth with, respectively, 5 watts and 1½ watts per channel, which can't quite match the latest power in price-no-object fi. You will doubtless find other economies appropriate to Webcor's low prices. But if this new Webcor line doesn't give a lot of other makes a run for their hi-fi money I will be surprised. It neatly bridges the gap that isn't there any longer. A



"You got the order backwards!
We wanted 16 resistors of
160,000 ohms each!"

AUDIO • August 1977

U.S. PATENT 3,424,873

In 1969, the United States government issued a patent for a loudspeaker design that was as different from an ordinary loudspeaker as a laser is from an ordinary lightbulb.



It was a loudspeaker that could accurately reproduce the entire audio frequency range with a single dynamic driver operating as a wave transmission line. Because of this unique configuration, the loudspeaker would be free of the phase, time, and transient distortions common to all conventional multi-driver "piston-type" speaker systems. In other words, the first loudspeaker that wouldn't sound like a loudspeaker.

Today, U.S. patent 3,424,873 is embodied in the Ohm F coherent sound loudspeaker. (Incidentally, a second U.S. patent, 3,935,402, has recently been issued for the voice coil used in the Ohm F.)

To appreciate the magnitude of the accomplishment, you have to listen to music played through a pair of Ohm F's. There's nothing quite like it this side of Philharmonic Hall.

U.S. Patent 3,424,873. It means that no other company can make loudspeakers like the Ohm F, even if they know how.

If you're interested in finding out what international audiophiles have to say about the Ohm F, please write to us at the address below. Or visit your Ohm dealer. A 24-page full-line brochure is also available.



Ohm

Ohm holds the patent on great loudspeakers.

Ohm Acoustics Corp. 241 Taaffe Place Brooklyn, N.Y. 11205

Ohm Canada Ltd. Ontario

Enter No. 22 on Reader Service Card

AmericanRadioHistory.com

Behind the scenes

The annual Los Angeles convention of the Audio Engineering Society is always held early in May and has become one of the "rites of spring" for the audio engineering fraternity. This year, the 57th convention of the AES took on added significance, since it coincided with the 100th anniversary of Thomas Edison's invention of the phonograph and also the 100th anniversary of Emile Berliner's invention of the microphone.

Thus, it was most fitting that the underlying theme of the 57th AES convention was "100 years of sound recording and reproduction," and a number of special events were scheduled in honor of the occasion. The indefatigable Jack Mullin was on hand with his Audio Museum. First shown several years ago, this fascinating display of historical artifacts and memorabilia of audio recording and reproducing equipment has been considerably augmented. In addition to the working model of the seminal Magnetophon, there was the lathe used to cut the 16-in. discs for the Vitaphone sound movies, plus one of the earliest optical sound on film projectors. From the consumer side of audio was an absolutely massive RCA Orthophonic phono console, circa 1927, which was in working order and featured an automatic changer which played both sides of the record, intermixed 10- and 12-in. records, and boasted a 12-ft. folded horn! With magnificent cabinetry, this monster sold for \$1000, and that was a lot of bread in 1927. In honor of the Edison centennial and through the good offices of Mr. Oliver Berliner, grandson of Emile Berliner, the Smithsonian Institute loaned the original models of a number of pieces of historical audio equipment. Perhaps the most fascinating was the Berliner Microphone ... according to the publicity release it was constructed on March 4, 1877, and used a toy drum to demonstrate the "loose contact" principle now employed by all telephones throughout the world. This was the first practical demonstration showing that electrodes need not touch to pass current. (Electrodes in this "drum"

microphone have a thin air-gap separation.) Another item was the original Alexander Graham Bell "liquid" telephone through which he uttered the immortal words ... "Mr. Watson, come here, I want you" ... on March 10, 1876. Barney Pisha, Audio's resident phono cartridge expert, and I were with Jack Mullin and Oliver Berliner before the official opening of the Audio Museum, and we actually spoke into the Berliner microphone and registered a response on a VTVM!



Photo: Copyright Stanton Magnetics

In addition to the historical equipment display, another feature of the Edison centennial was a series of talks entitled "Our Audio Heritage." Oliver Berliner, grandson of the inventor of the microphone and the disc record, talked about the early days of the record business. Rex Isom, President of the Audio Engineering Society, spoke about milestones in the history of sound recording; audio pioneer John Hilliard reviewed electro-acoustics in the years up to 1945, and Marvin Camras, one of the major contributors to the science of magnetic recording, summarized the pioneering work done in this field during the 1940 decade. Jack Mullin spoke about the professional acceptance of magnetic tape recording beginning with Bing Crosby using it for his radio show in 1947, and how he eagerly awaited the arrival of Ampex recorders Serial Number 1 and 2, and how 78 rpm records (!) were cut from tape masters. Finally, Harold Lindsey, who along with Alexander M. Poniatoff put Ampex into the tape recorder business, summed up 30 years of progress since the pioneering Model 200.

Exhibits

Having duly acknowledged our "roots," let us move on to what was new and significant at the 57th AES convention. As usual, the major exhibit areas were crammed with the tools of the audio trade. It is now clearly obvious that the big mixing consoles have become so complicated that automated mixdown facilities are becoming a necessity rather than a luxury option. There were so many portable mixing consoles displayed, one wonders where all this remote location recording is going on. Digital delay systems are fast becoming a "must" for many studios, and their cost is coming down as evidenced in new models from Lexicon and Eventide. At the risk of bringing imprecations on my head, I must note that many of the items at the show were updates and evolutionary refinements of existing models. This was true of most tape machines and test equipment. Of course, there were new items, some from unexpected sources. For example, Crown International, where they were lamenting the phasing out of their tape recorder manufacturing, had a prototype of a real-time analyzer, intended for use with their new EQ-2 equalizer, which is expected to sell for less than \$3000. And speaking of real-time analyzers other than the CRT screen type, Ivie is now in production of their clever hand-held unit which uses LEDs. Another of this breed, somewhat larger, but still a portable unit, is that made by White Laboratories, while yet another was demonstrated by Bob Thurmond during his paper.

As is becoming more apparent every year, many of the new items of interest are on demonstration in the sound rooms on the main and the 4th and 5th floors. UREI President Bill Putnam, one of the greatest recording engineers in this country, along with inventor Ed Long, demonstrated their new studio monitor speaker which utilizes Mr. Long's "time align" technique. As you no doubt know, a number of speakers are on the market which have their drive units physically "staggered" or arrayed so that they all

It's time for everybody else to start playing catch-up. Again.

From the very beginning, experts have acclaimed the performance and feature innovations of Yamaha receivers as nothing less than spectacular.

But now, we've outdone ourselves.

Yamaha is introducing a new line of receivers with such unprecedented performance, it's already changing the course of audio history.

Real Life Rated.™ While traditional laboratory measurements provide a good relative indication of receiver performance, they simply don't tell you how a receiver will sound in your living room in actual operation. So Yamaha developed a new standard for evaluating overall receiver performance under real life conditions. It's called **Noise-Distortion Clearance Range (NDCR)**. No other manufacturer specifies anything like it, because no other manufacturer can measure up to it.

We connect our test equipment to the phono input and speaker output terminals, so we can measure the performance of the entire receiver, not just individual component sections like others do. We set the volume control at -20dB, a level you're more likely to listen to than full volume. We measure noise and distortion together, the way you hear them.

On each of our new receivers, Yamaha's Noise-Distortion Clearance Range assures no more than a mere 0.1% combined noise and distortion from 20Hz to 20kHz at any power output from 1/10th watt to full-rated power.

Four receivers, one standard. On each of our four new receivers, Yamaha reduces both THD and IM distortion to new lows—a mere 0.05% from 20Hz to 20kHz into 8 ohms. This is the kind of performance that's hard to come by in even the finest separate components. But it's a single standard of quality that you'll find in each and every new Yamaha receiver. From our CR-620 and CR-820 up to our CR-1020 and CR-2020.

What's more, we challenge you to compare the performance and features of our least expensive model, the CR-620, with anybody else's most

expensive receiver. You'll discover that nobody but Yamaha gives you our incredibly low 0.05% distortion and -92dB phono S/N ratio (from moving magnet phono input to speaker output).

You'll also discover that nobody else starts out with such a variety of unique features. Independent Input and Output Selectors that let you record one source while listening to another. A Signal Quality Meter that indicates both signal strength and multipath. The extra convenience of Twin Headphone Jacks. Or the accurate tonal balance provided at all listening levels by Yamaha's special Variable Loudness Control.

More flexibility. It's consistent with Yamaha's design philosophy that you'll find the same low distortion throughout our new receiver line. Of course, as you look at Yamaha's more expensive models, it's only logical that you'll find the additional flexibility of more power, more functions, and more exclusive Yamaha features.

For example, there's a sophisticated tuner, with unique negative feedback and pilot signal cancellation circuits (patents pending), that makes FM reception up to 18kHz possible for the first time on a receiver. Plus other refinements like a Built-In Moving Coil Head Amp, Fast-Rise/Slow-Decay Power Meters, and Yamaha's own Optimum Tuning System.

Now's the time to give us a listen. Our new receiver line is another example of the technical innovation and product integrity that is uniquely Yamaha. And your Yamaha Audio Specialty Dealer is an example of uncommon dedication to faithful music reproduction and genuine customer service. It's time you heard them both.

If your Yamaha Audio Specialty Dealer is not listed in the local Yellow Pages, just drop us a line.



YAMAHA

Audio Division, P.O. Box 6600, Buena Park, CA 90622
©1977 YAMAHA INTERNATIONAL CORP



CR-620		MC HEAD AMP
NFB/PLL		CR-820
OTS		NDCR
CR-1020		0.05%
Signal Q		CR-2020

lie in a common acoustic plane, thereby avoiding distortion due to time delay. Mr. Long has managed to accomplish this electronically in the crossover network of the UREI speaker. Switching back and forth between the conventional network and the "time align" network revealed a dramatic difference in sound quality, especially noticeable with male speech. The "time align" sound was very smooth and articulate, whereas the other sounded quite colored, almost as if there were a boost in the mid-frequencies.

As I reported on the 55th AES convention in New York, digital recording continues to advance. The first technical papers at this 57th convention were on digital recording, and they were very well attended. Up on the 4th floor Dr. Tom Stockham and Dick Warnock of Soundstream were demonstrating their digital recorder. This was a far better demonstration of the capabilities of their recorder than we heard in New York. The sampling rate has been increased and the full 16-bit system is in use. In a recording of some percussion music, the sound quality was really fantastic... super sharp transient response, ultra clean, with modulation noise blissfully absent, not a smidgen of distortion, and on a cymbal roll that began at bare audibility and increased to triple fortissimo, the 90-dB dynamic range available with this system was very apparent. Needless to say, this also afforded a recording with a dead silent background.

Mitsubishi was also showing a digital recorder, in their case a stereo PCM unit, using quarter-inch tape at a speed of 15 ips. A stationary head is used, and necessary bandwidth and bit density are achieved by encoding the audio signal in PCM and allocating the signal to nine tracks in parallel. The sound of this recorder was quite clean and quiet, but perhaps because of the music and/or the speakers that were being used, it just did not sound as impressive as the Soundstream recorder. On the other hand, at the projected price of \$10,000, it is far less expensive than the Soundstream machine.

In the dbx suite, they were demonstrating their noise reduction units and the new 3BX dynamic range expander. I mistakenly reported in a recent column that this was a single-pass noise reduction unit. It is a three-band dynamic range expander, and while of course there is some noise reduction with this type of device,

that is not its main function. We will report on this unit before long.

Stamper Stylus

One of the real surprises at this convention was the introduction by Stanton of a new stylus system, Model 681BPS which can perform the remarkable function of the playback of metal record stampers and matrices. The stamper is a negative, and as you can see from the accompanying photograph, the stylus is a sort of "saddlebag" affair which straddles the ridge made by the groove. To play back, there must be a special turntable which rotates counterclockwise to the normal direction. All this is in aid of being able to check the plating quality of a stamper before records are produced, and if slight defects are noted, there are methods of physically correcting these defects. I should add that actual playback of the stamper was impressive, with a very clean top end, and really excellent transient response, probably due to non-deformation of the metal, as compared to the vinyl of the standard recording. Stanton also introduced a new professional calibration standard cartridge, the 881S that uses their new Stereohedron stylus, samarium cobalt magnets, and a new suspension system.

In spite of the sad estate of quadraphonic sound, development work continues, probably in anticipation of what will happen when the FCC finally makes a decision on the choice of system for broadcasting. Thus, it was that JVC introduced a new demodulator that has what they call PTL... Phase Tracking Loop. This is said to give better S/N ratio, wider frequency range, and improved tolerance to worn records in CD-4 recording. What I heard was impressive, and I was told that the system could be reasonably adapted to chip form if the need arose. In the CBS room, the long-awaited Tate SQ chips from National Semiconductor finally made their appearance. A claim of 35-40 dB of separation is made for this matrix system, and I must say it certainly did a good job, with none of the "speaker jumping" that characterizes most of the logic system decoders. One could stand well off to the side with this Tate system decoder and still get positional information from each of the speakers. Sansui has not made any changes recently in their Variomatrix QS decoders, but say there are many more records now becoming available in QS. They were showing an integrated amplifier of a new type, with particu-

lar emphasis on phase linearity. It should be on demonstration at the CES.

Pioneer was driving their brute Spec 15L monitor speaker (200 watts) with their new M-22 Class-A amplifier. Although only 30 watts per channel, such is the efficiency of the speaker, that it was achieving very clean high power outputs.

Of all the technical papers presented, that by C.K. Hunyar of Phonopress, Inc., on various problems of record pressing, was perhaps the most controversial and was even shocking to some. He went into such areas as non-fill and warping, talked about the possibilities of such new record plastics as polystyrene and polypropylene. Finally he talked about record storage and... of all things... condemned the time-honored practice of storing records vertically! He stated that due to "cold flow," records stored in this manner get "out of round" and eventually cause problems. Well!

Two other highly important papers were presented by John Hoge and Don Keele, who detailed the application of the Thiele/Small speaker system analysis to horn type systems. Previously, this sort of analysis had only been applied to closed and vented boxes, and it was for his contribution in this area that Dick Small was awarded the Publication Award at this year's Banquet.

"Slewing Induced Distortion and its Effect on Audio Amplifier Performance" was the title of a paper given by Craig Todd, of Dolby Labs, for coauthors Walter Jung and Mark Stevens. This has been a highly controversial subject over the past couple of years, to say the least, and this paper presents detailed listening and measurement studies of many different op amps. The authors end up by giving us a criterion for negligible slew rate distortion in audio circuits — "the circuit, including all possible loading conditions, should possess a slew rate of 0.5 V/μS (minimum) to 1 V/μS (conservative) per peak output volt... if the slew rate is symmetrical and the input stage has a smooth transfer characteristic." One thing you must say for Mr. Jung and his colleagues, no matter where you stand on this question, they take a hard-nosed, "let's go into the lab and measure" approach.

The banquet speaker, quite appropriately, was Les Paul, that old master of multi-track recording and originator of the overdubbing process. His reminiscing and telling of anecdotes had the capacity audience fascinated.

Why Micro-Acoustics 2002-e owners enjoy music more than you do.

If you're listening to music with any of the other high-quality stereo phono cartridges on the market today, there's a very good chance you're missing something. Something that's earned us unanimous praise from 2002-e owners: *a significant improvement in sound quality* which can only come from major advances in cartridge design.

Twin-pivot dual-bearings. Perhaps the most unique feature of the 2002-e is its direct-coupled transducing system, which was granted U.S. Patent No. 3952171. Unlike conventional single-pivot cartridges, which can only be optimized for tracking or transient ability, our unique twin-pivot/dual-bearing design is optimized for both characteristics—which are equally vital for precise reproduction.

Twin pivots insure superior transient ability, enabling the 2002-e to accurately follow even the most complex waveforms. And dual bearings maximize tracking ability, so that even difficult high-level passages can be accurately tracked at very low stylus forces.

Beryllium cantilever. The 2002-e's precisely-formed cantilever is made of beryllium—an exotic space-age substance that is 35% lower in mass than conventional stylus bars. As a result, the cartridge boasts far lower moving mass, contributing further to its superior transient ability and unusually 'transparent' sound. By dramatically reducing moving mass, the 2002-e also reduces record wear to vanishingly low levels.

Low cartridge body weight. More and more tone arm designers are discovering the importance of cartridge weight, especially in tracking warped

records. Since over 95% of today's records are warped to some degree, a lighter cartridge means more effective tracking at lower stylus forces. At less than half the weight of most high-end cartridges, the 2002-e enables you to enjoy records that couldn't be tracked by other cartridges.

The mismatch problem: solved. Until now, an exact match between phono cartridge and preamp (or receiver) input impedance was required for flat frequency response. The 2002-e's built-in passive microcircuit eliminates mismatch problems by automatically controlling output impedance. This microcircuit also makes the cartridge immune from the effects of cable capacitance, so the 2002-e may be used with all types of tone arms—even those lacking low-capacitance cables.

Critical acclaim/popular acceptance. Few contemporary high-fidelity products have received such unanimous critical acclaim. And no other stereo phono cartridge has been so successful in satisfying the critical demands of today's sophisticated, dedicated music lovers.

But don't take our word about why 2002-e owners enjoy music more than you do: the proof is waiting at your Micro-Acoustics dealer. Or contact us for more information.

Hear the difference. To help you evaluate and compare cartridge tracking and transient abilities, we've developed a unique demonstration/test record which is itself enjoying widespread critical use and acclaim. (For a postpaid copy, send \$3.95 to the factory.)

Micro-Acoustics Corp., 8 Westchester Plaza, Elmsford NY 10523. In Canada, H. Roy Gray Ltd., Markham, Ont.

ma
Micro-Acoustics

"Because good tracking isn't enough."


\$119.00, suggested list.

© 1977, Micro-Acoustics Corporation

What's new

Royal Sound Car Stereo Amp.

The Model RS-55 is a mobile stereo amplifier with a 15 W output operating on a 12 V d.c. negative ground. The unit features separate bass and treble controls, an On/Off switch, an indicator light, and quick-connect terminals. Price: \$90.00.



Enter No. 80 on Reader Service Card

Micro-Acoustics Phono Cartridge

The Model 282-e phono cartridge is designed with special attention to tracking warped records as it reduces sensitivity to the tonearm-cartridge interaction, and can therefore be used with any quality turntable's arm. The elliptical stylus has a stated frequency response from 5 Hz to 20 kHz, with a tracking force of 0.75 to 1.5 grams, a cartridge weight of 5.2 grams, a nominal channel separation of 25 dB @ 1 kHz and 15 dB @ 10 kHz, and an output voltage of 3.5 mV in each channel @ 5 cm/sec peak recorded velocity. Price: \$89.00.

Enter No. 81 on Reader Service Card

B&K Catalog

The free Short Form Catalog is a 36 page listing of Bruel & Kjaer's full line of transducers and instrumentation for sensing, measuring, and analyzing all aspects of sound and vibration are listed and briefly described.

Enter No. 82 on Reader Service Card



Dynaco Integrated Amplifier

The SCA-50 is an integrated stereo preamp/amplifier rated at 25 watts per channel into 8 ohms from 20-20,000 Hz at less than 0.5 per cent THD and less than 0.1 per cent IM distortion at any power level. The bass control has a variable turnover characteristic so that small changes in boost or cut affect only the lowest frequencies first and

not until the bass control is advanced considerably will it affect the lower midrange. The treble control has a fixed turnover, but its hinge frequency is higher than usual, allowing both controls to be altered to nearly their extreme positions without affecting the midrange response. Measuring 13 1/2 in. W x 12 in. D x 4 1/2 in. H, the unit weighs 15 lbs. Price: \$249.00 factory assembled, \$149.00 in kit form.

Enter No. 83 on Reader Service Card



ADS Car Speaker

The ADS 200C is a miniature loudspeaker system which conforms to the DIN 45500 standards for "high fidelity." Measuring 4.25 in. H x 6.85 in. W x 4.65 in. D, and weighing 4.6 lbs, the unit is

equipped with one four-in. long excursion woofer and a one-in. soft-dome tweeter, with both drivers acoustically suspended. The frequency response is 85-20,000 Hz \pm 3 dB with a power rating of 30 W rms and an impedance of 4 ohms. Price: \$110.00 ea.

Enter No. 84 on Reader Service Card

Akai Cassette Deck

The Model GXC-730D is a bi-directional record/play cassette deck with three heads, including a centrally positioned GX record/play head, an A.D.R. (automatic distortion reduction) system, and Dolby circuitry. Other features include a peak level



indicator which illuminates at +7 dB to warn of excessive input, illuminated VU meters, an output level control, front panel microphone and headphone jacks, separate left and right channel recording level controls, and front panel switches for low noise, chrome or FeCr tapes in addition to rear panel recording level calibrators for other special tapes. Price: \$500.00.

Enter No. 85 on Reader Service Card

Marantz Receiver

The 2285 AM/FM stereo receiver features a three-zone tone control with selectable turnover, a Bessel-derived 18-dB-per-octave high filter, a dual gate MOS-FET FM front end, phase-lock loop multiplex demodulator, a complimentary direct coupled amplifier section, and tape-to-tape copy facilities with the ability to dub from any tape deck to another while listening to a third source such as phono or FM. The unit produces 85 watts per channel rms into 8 ohms from 20-20,000 Hz with no more than 0.08 per cent THD. Price: \$670.00.

Enter No. 86 on Reader Service Card

WHY MOST CRITICS USE MAXELL TAPE TO EVALUATE TAPE RECORDERS.

Any critic who wants to do a completely fair and impartial test of a tape recorder is very fussy about the tape he uses.

Because a flawed tape can lead to some very misleading results.

A tape that can't cover the full audio spectrum can keep a recorder from ever reaching its full potential.

A tape that's noisy makes it hard to measure how quiet the recorder is.

A tape that doesn't have a wide enough bias latitude can make you question the bias settings.

And a tape that doesn't sound consistently the same, from end to end, from tape to tape, can make you question the stability of the electronics.

If a cassette or 8-track jams, it can suggest some nasty, but erroneous comments about the drive mechanism.

And if a cassette or 8-track introduces wow and flutter, it's apt to produce some test results that anyone can argue with.

Fortunately, we test Maxell cassette, 8-track and reel-to-reel tape to make sure it doesn't have the




problems that plague other tapes.

So it's not surprising that most critics end up with our tape in their tape recorders.

It's one way to guarantee the equipment will get a fair hearing.

MAXELL. THE TAPE THAT'S TOO GOOD FOR MOST EQUIPMENT.

Maxell Corporation of America, 130 West Commercial Ave., Moonachie, N.J. 07074



Enter No. 17 on Reader Service Card

The "Click and Pop" machine

only by

SAE



Ever since the invention of the recorded disc annoying "clicks" and "pops" caused by scratches, static and imperfections have consistently disturbed the listening pleasure of music lovers.

Now, SAE introduces the unique model 5000, an Impulse Noise Reduction System which eliminates those unwanted sounds with no adverse effect on the quality of the recorded material.

This breakthrough in electronic circuitry is so demonstrably effective that the SAE 5000 is destined to become an essential part of any sound system.

The SAE 5000 is compact and sleek, built to SAE's exacting standards, and ready to enhance the performance of any system, from the standard receiver/turntable combination, to the most sophisticated audiophile components.

SAE is proud to add the 5000 to their broad line of Components for the Connoisseur.

SAE

Scientific Audio Electronics, Inc.
P.O. Box 60271, Terminal Annex
Los Angeles, Cal. 90060

Please send more information on the 5000.

Name _____

Address _____

City _____

State _____ Zip _____

Enter No. 31 on Reader Service Card

Audioclinic

Joseph Giovanelli

Record Grooves

Q. I assume that the record industry has standardized the specification for the pitch of a record cutting lathe, also the number of grooves per inch along the radius of the record. What is that number and what is it called?—Mark Hutchenreuther, Oxnard, Cal.

A. There is no standardized number of grooves per inch in a cutting system, and it is not possible to standardize this parameter. What is often done to make maximum use of the space available on the disc is that groove geometry and the number of grooves per inch are made to vary in accordance with the amount of volume present on the disc at any given time. In a case where the dynamic range is wide and where there are long passages of soft playing, the number of grooves might be compressed during those soft passages to better than 350 per inch. During the loudest passages they would expand to 150 grooves per inch. This would enable a good match between the maximum permissible recording time, recording level, and the bass response.

FM Drift

Q. What would cause my receiver to go off frequency even when the AFC has been switched on? This does not happen on weekends, only during the week, and as late as 10 p.m. I live in a business-residential area in downtown New York City. What can the problem be?—Bernard Friedland, New York, N.Y.

A. Are you sure your receiver drifts off frequency? Perhaps something else is wrong. If the equipment has a tuning meter, you can see this at a glance. Of course, even without a meter, if retuning the dial improves audio quality, then frequency drift is the problem.

The chances are, though, that your equipment is functioning normally and the problem is really one of power line voltage variations. If the voltage drops below a certain critical

point, the regulators in your equipment will become ineffective, and frequency drift and reduced power will be the likely results of this. I suggest that you check to see just how much voltage change takes place using an a.c. voltmeter which costs between \$5- and \$10.00. Your power supply company should be consulted in the event this condition does exist.

Also, the probable reason that your equipment works best on weekends is because the industrial users are not consuming enough power to cause a serious voltage loss in your home.

There are devices known as "constant voltage transformers" which can be used to steady line voltage, but these are quite expensive. But this condition should not go uncorrected because, as you have seen, low voltage can adversely affect the performance of a sound system.

Speaker Phasing

Q. I wish to wire two identical 4-ohm speakers in series. Please explain how this is done so the speakers will be in phase?—Stanton Vollman, Bronx, N.Y.

A. To wire two identical speakers in series and know they are in phase, connect the common of speaker A to the common amplifier output terminal, the hot terminal of speaker A is connected to the common terminal of speaker B, and the hot terminal of speaker B is connected to the hot amplifier output terminal.

If this hookup is to be made with two or more channels, each channel must be wired in the same manner. All the speakers will then be in-phase as long as all amplifiers are in the same phase relationship. This will be true if all speakers employed are of the same make and model, but if various speakers are used then the phase relationships will have to be checked.

If you have a problem or question on audio, write to Mr. Joseph Giovanelli, at AUDIO, 401 North Broad Street, Philadelphia, Pa. 19108. All letters are answered. Please enclose a stamped, self-addressed envelope.

Two Bold Statements:

1. Synergistics has engineered the very best loudspeakers for your stereo system

...regardless of the price!

2.



Each Synergistic loudspeaker, from our smallest two-way model S-12 to our six-element, four-way model S-72 has been engineered to more perfectly complement the other components in a stereo system. This "synergistic coupling" results in greatly improved total system sound quality. The chart below shows you the Synergistics model we recommend in various total system price ranges. All seven Synergistics models are true "audiophile" loudspeakers capable of reproducing wide dynamic range and musical clarity previously associated only

with "monitor-type" speaker systems; yet, all Synergistics models will realize optimum performance when operated with low-to-medium powered receivers and amplifiers. What does all this mean to you? Simply stated, it means that whether you're spending under \$450 or as much as \$1,500 for your system,

there's a Synergistics loudspeaker specifically designed to enhance the overall sound quality. SYNERGISTICS: cooperative inter-action in a system where the total effect is greater than the sum of its component parts.

Total System Price	Recommended Synergistics Loudspeaker
Under \$450	Model S-12A
Under \$500	Model S-22A
Under \$600	Model S-32A
Under \$700	Model S-42A
Under \$850	Model S-52A (Tower)
Under \$1,100	Model S-62A (Tower)
Under \$1,500	Model S-72A (Array)



For More Information Write To: Synergistics, P.O. Box 1245, Canoga Park, California 91304.

Enter No. 37 on Reader Service Card

Dear editor

Lirpa I Retest

Dear Doktor:

After Mr. Dennoc was arrested and sent to the "house on the hill" with the psychiatrists, a group of us here in Texas tested your "thing."

We found the 100 watt pilot light too bright and threw it away. The Lirpa I looks much better in total darkness anyway. We are still looking for the "destruct" button. The muting switch still allows noise to come through. Local FM stations, even the rock things, disclaim any knowledge of either you or your Lirpa I. When asked, the hi-fi stores just moaned and hung up the phone.

The report by Dr. I.M. Toidi is obviously edited by you just to make it sound good. Nonsense, it is worse than that. And you know about anybody from California. U.R. Dennoc needs new hearing aids, for both ears! However, we found it sounds better with either the speakers or headphones *not* connected.

The surprise was that you made the Lirpa with a single burstanic, denotramertecum, or zoptanuporumbac-tiocoryuist in the ptuidic assembly, yet still got nothing.

We offer to purchase it...the price? Fifteen cents is way out of line. Our bid is one genuine U.S. nickel. Take it or leave it.

With pity and hope...

R.R. Cunningham
Cunningham Assoc.
Houston, Tex.

Editor's Note: Unfortunately we already have a much better offer...two brand new 1914 Chinese pennies which were recently found along the banks of the Olt River in the Transylvanian Alps of Dr. Lirpa's homeland, Rumania.

Audio Accolades

Dear Sir:

I am a new subscriber to *Audio Magazine* and I just read the April 1977 issue. I am very delighted and impressed with your article on "The Compleat Microphone Evaluation." I should add that I have been a subscriber to *Stereo Review Magazine* for the last five or six years, and while I

have learned a lot from that magazine, it is refreshing to be part of fresh and different audio topics and points of view.

Your microphone article was particularly timely for me since I now own a Dokorder 7140 tape deck and I am about to purchase a pair of mikes for general use in serious recording of both solo and small group vocals, as well as occasional orchestras and larger choral groups. I have read all the mike selection articles in old *Stereo Reviews*, and I have searched all the newsstands for all the information on mikes I can find. By doing this I have learned a lot about some aspects of choosing and using mikes, but I still face a bewildering choice of mikes.



The refreshing thing about your mike reports project is, that at last, we buyers will have some access to *Real Live Test Reports* on mikes, and unbiased at that! That in itself is almost unbelievable and long overdue. Nobody else seems to be interested in testing mikes, and if they are, the bottom line of the report always reads something like..."This mike is a fine value and would be a worthy addition to any system, etc., etc."

Dr. Scott C. Suly DVM
N. Hampton, N.H.

Lirpa Ardor

Dear Sir:

Radio station WKIK, along with most AM broadcast stations, spends a lot of money to provide a clean, wide range signal which far exceeds the frequency response limitations of

most AM receivers. Many broadcast engineers have written letters pointing this out, and the review in the January issue of *Audio* on the vintage E.H. Scott receivers also bears this fact out.

There are many fine FM tuners available, but only one AM that I know of which can reproduce the full range of a contemporary AM signal. Perhaps, the folks who produce the Lirpa I receiver reviewed in the April issue will soon deliver an AM receiver for testing, a receiver that can match their FM set in quality.

The management has authorized me to order a Lirpa I FM receiver, and I am sure that as soon as a Lirpa 2 AM receiver comes on the market, many engineers at FM stations will order them. Just imagine the value of a receiver that can show your competition at its worst! Of course, I understand that certain control functions will have to be revised. For example it would be helpful to have adjustments for hiss, co-channel beat, noise, adjacent channel (10 kc) whistle, a device to accentuate skip interference, and, of course, a "mud control" like the one on the Lirpa I FM receiver would be essential..."See how muddy they sound!" people buy advertising on that.

Thanks for the best and most straightforward test report I've seen today.

Frank S. Miner III
Director of Engineering
WKIK Radio
Leonardtown, Md.

Alternatives to Bad Records

Dear Sir:

I would like to urge Mr. Robert H. Lacher (letter to "Dear Editor," May 1977 issue) not to sell his \$5000 system because the inferior quality of most records makes listening less than pleasurable. With Stereotape of California (and soon Barclay-Crocker of New York) issuing absolutely stunning Dolbyized reel-to-reel tapes, there is no reason to settle for sloppily made records. Stereotape is now issuing RCA and London, and I understand that DGG will soon be added.

AUDIO • August 1977

Sometimes it just doesn't add up

What you want is better sound. But, the expense of replacing your whole system just isn't reasonable. MXR has a way to upgrade your sound significantly, without starting from scratch. MXR's Stereo Graphic Equalizer and Componder can give you the right sound at a cost that is much easier to take.

The MXR Componder can double the dynamic range of most open reel and cassette tape decks to allow professional results in home recording. The Componder increases the overall fidelity of your system while reducing noise. The softest sounds can be heard, while musical peaks can be reproduced without distortion.

The Componder compresses the dynamic range of the signal going onto the tape and expands it upon playback at a two to one ratio. The resulting increase in dynamic range allows your present system to produce the depth of sound that you want to have when you record.


A natural companion, the MXR Stereo Graphic Equalizer is designed to provide precise

compensation for aural discrepancy that may be caused by room acoustics, speaker inadequacies or program source. The Stereo Graphic Equalizer allows you to tailor your sound to your own tastes. At the touch of a slide control, you can customize your playback to suit any number of variables. It can provide you with enough control over your present system to give you the sound that you want to hear.

The Componder, at \$129.95, and the Stereo Graphic Equalizer at \$199.95, with the equipment you already have, can add up to the sound that you want, at a reasonable price.

For more information see your nearest MXR dealer or direct inquiries to MXR Innovations, Inc. 277 N. Goodman St., Rochester, New York 14607 (716) 442-5320.

MXR Consumer Products Group



Enter No. 21 on Reader Service Card

Barclay-Crocker will soon offer the Musical Heritage Society line, among others. There IS hope for those of us who demand quality.

William T. Wingo, Jr.
Sulphur Springs, Tex.

Lirpa Lover

Dear Kindly Editor:

Thanks for the copy of the April issue of *Audio*. My good friend R.M.S. Watts has bought one of the Lirpa I

receivers. I have enclosed his comments, as perhaps you would want to share them with your gentle readers.

Robin
W.J.J. Hoge
Boy Wonder

After reading Professor Lirpa's review of his receiver, I went out and bought one. It is a significant advance in the audio art, perhaps, even a major breakthrough. I have found the performance to be superior to my previous reference unit, a homemade

500 W amplifier which uses 50 2A3 thermionic vacuum valves in a parallel/push-pull, Class A circuit which is direct coupled to the loudspeaker.

I did not experience the Doppler effect problems reported by Mr. Toidi. I suggest that a higher caliber cartridge, such as the Remington High-Velocity .357 Magnum, would match his pace. Also, I did not have Mr. Denoc's loudness problem. This is because I am using the Hertz & Associates Ultimate LSH (1) system (in mono, of course) with the Lirpa I. This system requires 1200 W input power to produce 88 dB SPL at one meter.

(Editor's Note: We believe that there is a misplaced decimal point here. The system produces 0.88 dB SPL at one meter, or 88×10^{-2} .)

I have found a way of reducing the TIM distortion in the amplifier to a level which should be inaudible to Professor Lirpa. A non-alignment tool (available from Third-World Elektronik, GmbH.) is used to adjust the non-user-adjustable control for an output of 16.67 furlongs/fortnight with a 4 kg load. Great care must be taken to avoid overtweaking, or the resulting grounded-base operation will cause excess acidity which will consume 47 times its weight in dome tweeters.

I have only one complaint with the Lirpa I...the sound type selector does not have a TN button. How can I play my country music records from that city named after my hometown?

R.M.S. Watts B.S.
Nashville Audible Group, Ltd.
Nashville, IN

(1) O. Gadfly Hertz, "The Ultimate LSH Loudspeaker" *Journal Audio Engineering Society*, March 1974.

Lirpa Kudos

Dear Sir:

I have long awaited such a major audio breakthrough as the Lirpa I and to say that I am ecstatic is the understatement of the year. May I congratulate your editorial staff for this recognition and for being the first to review it.

There is, however, one facet of this receiver that really bothers me. A quite pedestrian lock is shown with a very ordinary-looking key, and sure as hell someone is going to turn that thing on. So, may I respectfully suggest that you notify the manufacturer that there are 12-button combination locks available that not even my very talented cousin, who is presently in San Quentin, can pick.

R.W. Armstrong
Gold Beach, Ore.

About damping, bi-amping and the Crown DC-300A

Because of inertia, speaker transducers over-react to amplifier signals. This can be minimized by speaker design, but it can't be eliminated entirely. In the process, the transducers feed spurious signals back into the signal processing units.

A good amplifier is designed to control excessive transducer excursions by reducing — and absorbing — the unwanted signals generated by such excursions. It's part of a process audio engineers call damping. The Crown DC-300A power amplifier, in addition to its other well-known specifications, has a damping factor of 700, which means it should easily control speaker excursions. (A rating of 400 is considered good.)

But in a standard hi-fi stereo system, the DC-300A can't do all the damping it was designed for. The sound is a little muddier than it should be.

Why? Because the speaker crossovers — with their own impedance — get in the way. The amp is not directly

hooked up to the transducers.

Solution? Move the crossovers back between amp and pre-amp. Add another DC-300A and bi-amp the speakers.


The DC-300A now damps excessive transducer excursions efficiently. Which can mean crisper, cleaner sound.

Each transducer now has 155 watts of power available to drive it, and is limited only by its own characteristics. Which can mean more sound pressure.

There can also be less distortion, since harmonics of low-frequency distortion cannot feed to high-frequency transducers through the crossover.

Are you interested in how to use all the power and performance of a Crown DC-300A amplifier? Write. We'll send you information about the Crown VFX-2A, a two-channel variable-frequency crossover that makes bi-amping easy. Plus reprints of some articles that may help you decide if bi-amping is for you.

Crown VFX-2A



crown
Box 1000, Elkhart IN 46514

Enter No. 7 on Reader Service Card

AUDIO • August 1977



THE NEW REVOLUTION FROM DISCWASHER.

DiscTraker is a revolutionary pneumatic damping device that provides a critical protective cushion so badly needed with state-of-the-art tonearms and cartridges.

- effectively reduces tonearm/cartridge resonance at low frequencies.
- drastically and listenably reduces record-warp resonance (woofer flutter).
- allows badly warped records to be played with fidelity and without record wear or stylus damage.
- applicable to any tonearm.
- patented in all industrialized countries.

DiscTraker greatly enhances the performance of fine record playback systems; another example of Discwasher's leadership and innovative technology.



discwasher[®], inc.
 1407 N. Providence Rd.
 Columbia, Missouri 65201

TURNTABLES

Tonearm Design and Other Things

Joseph F. Grado*

The last article discussed the effects that the turntable's mechanical drive system has on the tonearm. As we see in Fig. 1, vibrations travel from the drive mechanism through the turntable chassis to the base of the tonearm, then from the tonearm base (A) through the tonearm (B) and finally reaching the phono pickup (C). We already know that these same turntable drive vibrations can also reach the phono pickup via the turntable platter. However, we will concern ourselves only with those turntable drive vibrations that are picked up by the tonearm base and how they interact with the pickup.

Since the connecting link between the tonearm base and the tonearm itself is the tonearm's pivot system, this pivot system must be designed to decouple the tonearm base from the tonearm proper. It would also be a good idea to make the base as massive as possible (if it is stationary, its mass will not contribute to the mass of the arm at the pickup) and to damp, as much as possible, the mechanical vibrations coming from the turntable drive (Fig. 2).

Tonearm pivot and bearing designs generally fall into one of several commonly used categories. The simplest design is, of course, the unipivot system (Fig. 3A). Others are (Fig. 3B) the double gimbal, (Fig. 3C) lateral shaft and bearing with vertical knife edge

pivots, or (Fig. 3D) the lateral shaft and bearing with a vertical, cylindrical pivot and bearing. The pivot and bearing designs generally are cone or cylindrical pivots working in conjunction with ball bearings, sleeve bearings, or cone bearings.

Keeping in mind that we want to decouple the tonearm base vibrations from the arm proper, it becomes obvious that the contact area between the tonearm pivot and the base bearing should be as small as possible. Looking at the various types of pivot arrangements available, it is easy to see which of them will provide maximum decoupling of the arm base from the tonearm itself—the unipivot. It is optimum for many reasons; it does an excellent decoupling job, it is the only pivot system which operates with a constant zero mechanical tolerance, it has the lowest friction both laterally and vertically, and it allows the pickup to be easily adjusted for vertical azimuth (Fig. 4).

To review, then, we have discussed keeping the mechanical vibrations away from the base of the tonearm by using a turntable which utilizes a rigid, massive main plate. We have seen the importance of isolating whatever mechanical vibrations do get through to the tonearm base. These vibrations must not enter the tonearm proper for there are other mechanical vibrations coming from the pickup end of the tonearm on a direct collision course with those vibrations coming from the tonearm base (Fig. 4). It sounds very complicated but it really isn't and neither are the solutions.

Let us look at the tonearm itself (Fig. 6). On the left in our drawing is the pickup mount (A) which is connected to the tonearm proper (let us call it a tube since this is easier to illustrate, though we should remember it could take any of several design configurations). The tubular arm ends on the right side (C) and is mounted into a massive block (D), whose action will be described shortly. What shape should the tube be? Straight or "S" shaped? Strangely enough, whether a tonearm is straight or "S" shaped, it will still react as though it were a straight arm (Figs. 7A and B). The lever factor of the arm tube is governed, not by the "S" (Fig. 8), but rather by the straight pivot-stylus distance between points A and B (Fig. 9). If the "S" in the tube is rigid between points A and B, then the lever factor is exactly the same as if a straight tube were used between points A and B. As a matter of fact, it really doesn't matter what the shape of the arm is between points A and B; it could be "S", "V", "U", or any other shape but it would still react as a straight tube tonearm. However, if the "S" in the arm is in some way flexible, then the ratio of the distance between Points A and B and the curving length of the "S" would vary. But if the tonearm were flexible, one would not consider it a good tonearm for use in any quality system. To repeat, if the tonearm flexes in any direction, it cannot be considered for use in a high quality system. A tonearm must be absolutely rigid over its full length if it is to properly transport the pickup.

*Grado Laboratories, Inc.
4614 Seventh Ave. Brooklyn, N.Y. 11220

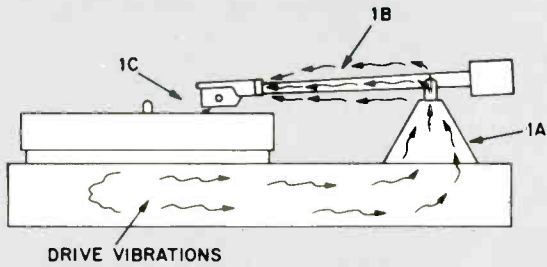


Fig. 1—Vibrations from the drive system can easily travel through the tonearm base (A), through the tonearm tube (B), to the pickup (C).

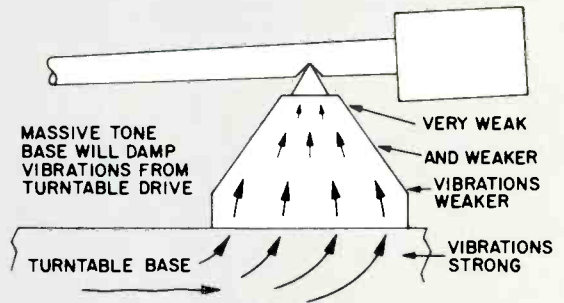


Fig. 2—A massive tonearm base will damp vibrations from the drive system.

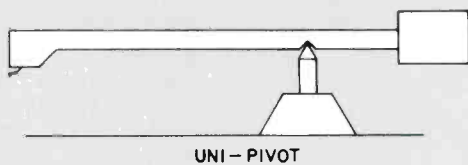


Fig. 3—Tonearm suspension systems; A, a uni-pivot design; B, a double-gimbal design, C, a knife-edge design, and D, a cylindrical pivot and bearing design.

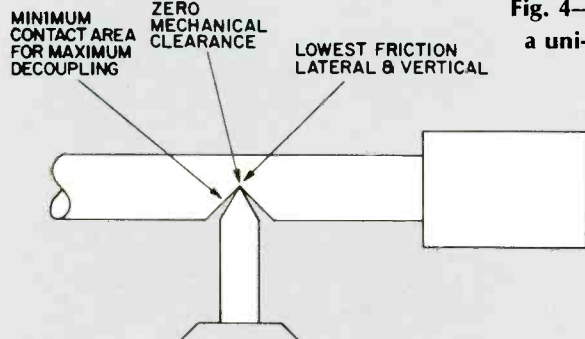
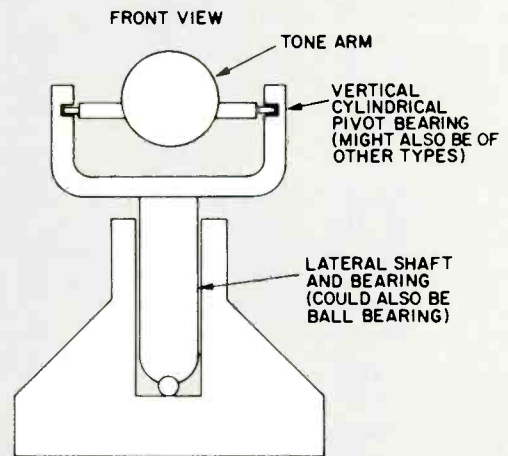
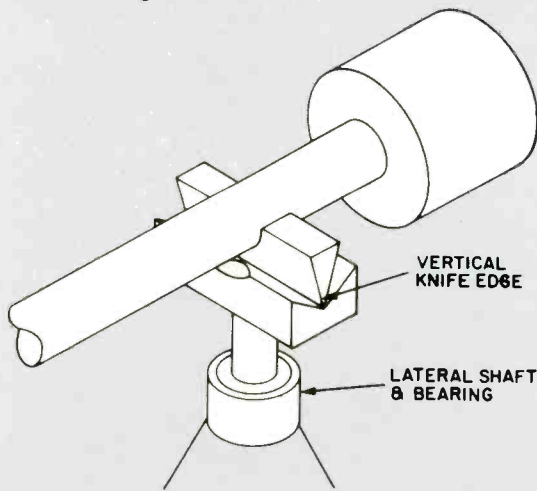
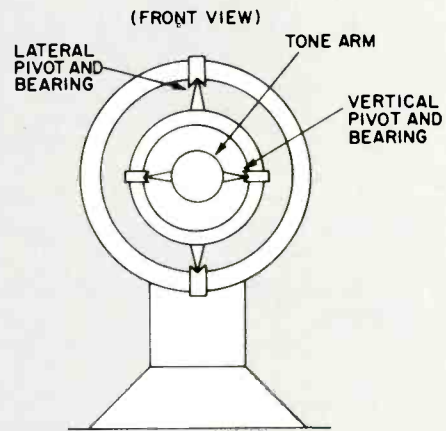
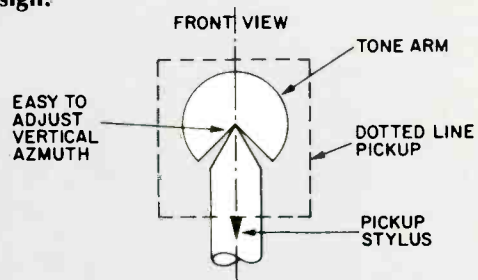


Fig. 4—Advantages of a uni-pivot design.



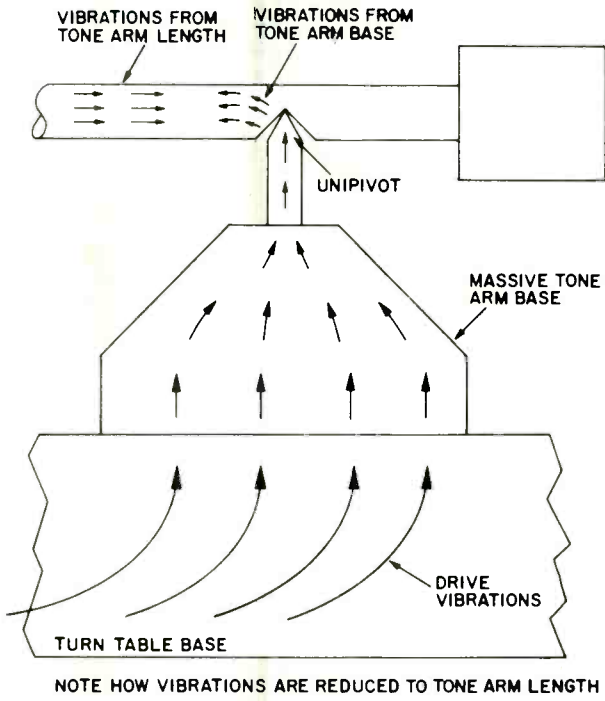


Fig. 5—Movements and levels of vibrations.

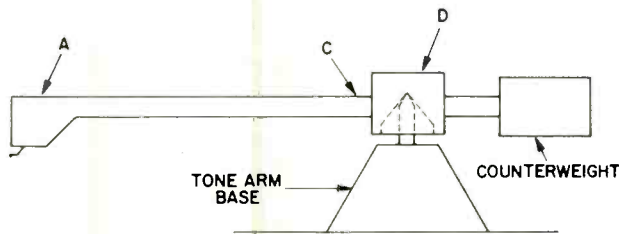
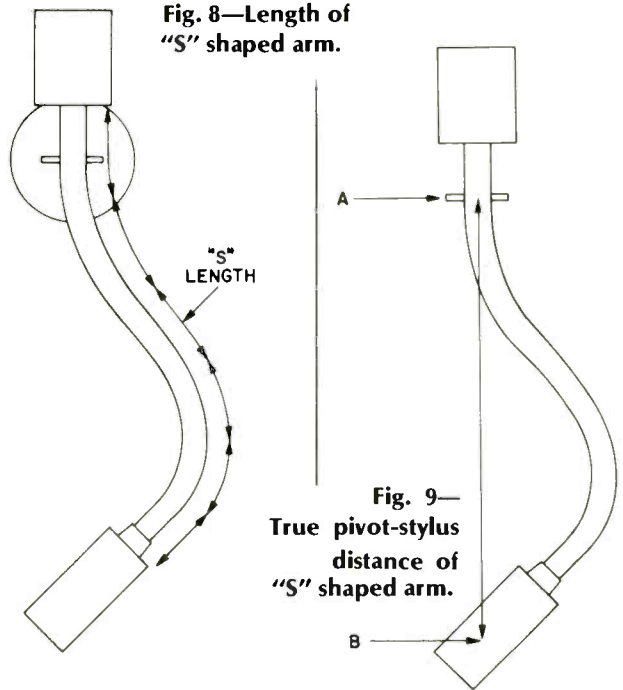


Fig. 6—Sections of a tonearm include A, the cartridge mount; B, the tonearm tube; C, entry point of the tube into the pivot block, D, and E, the counterweight.

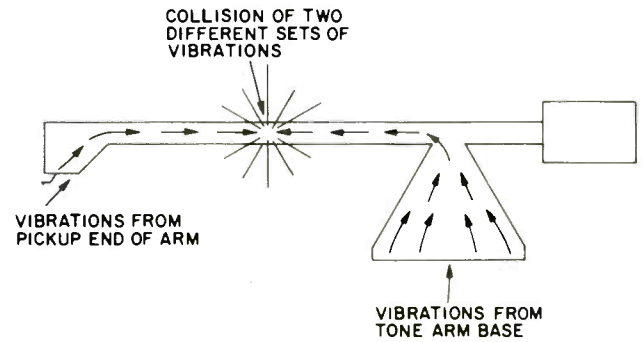


Fig. 10—Conditions which set up cycles of composite distortion products.

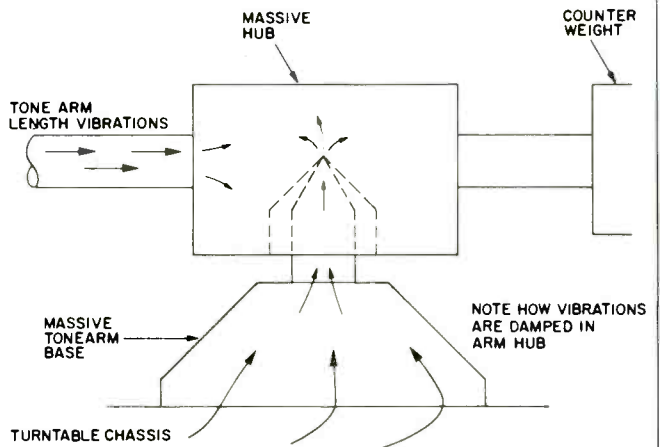
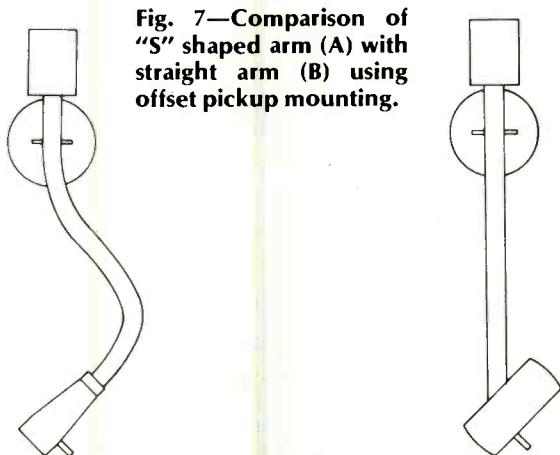


Fig. 11—Use of massive pivot hub and base greatly damp vibrations.

If the effective arm length is actually determined by the rigid length between points A and B, then why are tonearms designed with "S" shapes? Generally the "S" design is used either for proper mass distribution around the vertical and lateral pivots, to make the vertical pivot angle and the arm offset angle coincide, or in an effort to standardize the headshell configuration. In addition, the "S" shape is used to determine the offset angle for the various arm designs. Standardization is to be admired, but at the same time we must be wary of the design limitations which restrict state of the art design. Please do not assume, however, that a straight tonearm is better; it may not be.

There are many other factors in tonearm design that determine whether a tonearm is top notch. As a matter of fact, one of the best arms today is an "S" shaped arm. If the "S" shaped arm is rigid and of the proper mass (Note: proper, which is not necessarily light) and the straight arm flexes, then the "S" shape would be better.

The tonearm itself, whether it be tubular or otherwise, must be rigid, and yet it must be nonresonant. In addition, the arm proper should not, if possible, act as a conductor of vibrations! Since the arm (Fig. 10) receives vibrations of the pickup's mechanical action and the residual vibrations of the tonearm base, it can be easily seen that the two vibrations coming from opposite directions will meet on a collision course somewhere along the arm's length. This results, of course, in the composite of the two signals reversing direction after their collision and going back to the opposite ends of the arm tube. The vibration going to the pickup end intermodulates with the signals the pickup happens to be producing at that moment and a distortion product results. If the pickup mounting shell is not as rigid as the Rock of Gibraltar, then this mechanical resonant condition is amplified. The other composite vibration travels to the rear or pivoted end of the tonearm tube, and if the arm is light weight at that end, rattling of the pivots takes place. New mechanical vibrations from both ends start traveling the length of the tonearm tube to once again collide somewhere along the arm, and this situation cycles over and over again, creating distortion galore. Fortunately, there is a manner in which this problem may be minimized.

Let us again trace the mechanical vibrations from the cartridge end; how-

ever this time we will visualize the tonearm tube of a material which does not flex or resonate. Certain woods are a perfect material for a tonearm, since wood is rigid, light, damps its own resonance, and is beautiful. Aluminum is also excellent if fabricated properly; it should be in a soft state, coated on one side, large diameter, and thin walled. With today's technology, it is a simple matter to taper an aluminum tube, making it super rigid. Coating such a tube internally damps surface resonances, and using it in a soft state further reduces surface resonances. Anodizing the metal allows the aluminum to stay soft but makes the outer surface sapphire hard which further stiffens the arm.

Reducing Vibrations

Now we have a tonearm tube which reduces the intensity of the vibrations coming from the pickup end of the tonearm, and by the time the pickup vibrations reach the pivot area of the tonearm, they are reduced tremendously.

But wait, didn't we say that the vibrations from the base of the tonearm were still on a collision course? Yes, but we can easily take care of that. You will recall that the vibrations from the turntable drive system were almost totally absorbed by the massive turntable chassis before they reached the tonearm base. You will also recall that a proper tonearm pivot arrangement would help decouple the residual tonearm base vibrations from the tonearm tube. Thirdly, we saw that if the mass of the tonearm at the pivot was light that the pivots would rattle.

A single solution virtually eliminates all three problems. If we put a heavy mass at the hub of the arm (Fig. 11), the mass of the tonearm at the pickup end will remain virtually unchanged. However, this hub mass will absorb the residual mechanical vibrations from the arm tube, it will absorb the residual mechanical vibrations which come from the tonearm base, and it will act as a positive force to assist the tonearm pivot contact. With one design addition, we have greatly reduced or eliminated three large problems.

The next article will discuss tonearm mass, and we'll see that a light mass tonearm can create more problems than it solves. We'll discuss rear weight design, and try to get into anti-skating and why it really isn't necessary. This will also lead into a discussion of straight line tracking arms and the inertial effects causing tracking error. A



The B&W
DM 6
linear phase
dynamic
loudspeaker
is new,
English,
strange-looking
(for a good reason),
controllable,
indestructible,
powerful,
"outstandingly
good," "clean,"
"natural,"
"smooth," "silky,"
has an excellent
pedigree,
and requires at
least six pages
to explain fully.
We'd like to send
you copies of those
pages. Write,
please.

B & W Loudspeakers

c/o Anglo-American Audio Co., Inc.
P. O. Box 653
Buffalo, N. Y. 14240 U.S.A.


Enter No. 5 on Reader Service Card

Power Amplifiers and the Loudspeaker Load:

Jeffrey H. Johnson*

Some Problems and a Few Suggestions

32



The story is told of the English child during the war who, on learning of an impending bread shortage, remarked that this wouldn't bother him as he always ate toast. Something of the same outlook has all too often been evident in the attitude toward the amplifier-loudspeaker interface. We measure amplifiers with well-defined resistive loads, but we listen with loudspeakers, and loudspeakers present anything but a constant, well-behaved load to the amplifier. This can lead to a number of problems, and it is becoming widely recognized that an amplifier which "works just fine" on the test bench may not perform so well in actual operation. To see what some of the effects of non-ideal loads on amplifiers are is the purpose of this article.

The Loudspeaker

Loudspeaker manufacturers specify a nominal or "rated" impedance for their products, usually 4 or 8 ohms. This specification is not without value, but we shouldn't forget that the impedance of a loudspeaker actually exhibits considerable variation with frequency. Partly this is determined by the designer's choice of crossover network parameters, etc., but it is also to some extent inherent in the physical principles of operation of the loudspeaker mechanism itself. Figure 1 shows the measured impedance of a typical three-way air suspension system rated at 4 ohms.

Now, at first glance, it might seem that these impedance variations would be very undesirable from the standpoint of the power available from the amplifier. Since an amplifier is very nearly a constant-voltage source, the power output is inversely proportional to load impedance; the higher the impedance, the smaller the available power. For example, if the unit shown in Fig. 1 is driven at 6.32 V—or 10 W into the rated 4 ohm impedance—a power meter would show that the actual power would vary from about 11 W to about 1 W, depending on frequency. This might seem highly undesirable, but in fact it is not. Loudspeakers are designed for flat frequency response with a constant drive voltage, not constant power. There is no problem here, except that amplifier meters labeled in watts are meaningless. (For a further discussion, see refs. 1, 2, 3.)

The problems caused by impedance variations come from a different direction, namely from the fact that an impedance which varies with frequency exhibits a reactive, as well as a resistive, component. A reactance is non-dissipative; it can only store energy, not put it to use. Such stored energy

*Braun AG
Frankfurt, W. Germany

is unavailable for conversion into acoustical energy. What's worse, this stored energy must go somewhere, and that somewhere is back into the amplifier, where it can cause trouble.

Before we look at what some of these troubles are, we need to take a moment to clarify some terminology. Impedance is a complex quantity; that is, it has two dimensions, not just one. We can express this by saying that it has a real (or resistive) part and an imaginary (or reactive) part, and write this as $Z = R \pm jX$ where R is resistance and X is reactance. A very useful alternative expression is to give the magnitude (or modulus) of the impedance: $|Z| = \sqrt{R^2 + X^2}$. The other dimension is then expressed as a phase angle: $\angle Z = \tan^{-1} \frac{X}{R}$. What we usually offhandedly call "impedance" is actually only the magnitude of the impedance: to be completely accurate we should also give the phase angle. The impedance in Fig. 1 is thus *both* curves taken together. Habitually speaking of the magnitude only makes it easy to overlook the reactive component.

Small-Signal Effects


Reactive loading can affect both the large-signal and the small-signal performance of an amplifier. The small-signal effects have to do chiefly with the feedback stability and the dynamic response of the amplifier.

An amplifier can be modeled by a forward gain path A_{VOL} with an internal impedance Z_o , enclosed in a feedback loop giving a closed-loop overall gain of A_{VOL} (Fig. 2) (Z_o here should not be confused with the output impedance of the complete amplifier, which is Z_o divided by the loop gain.) For stability the phase shift at unity loop gain must not exceed 180° , and for satisfactory dynamic (transient) response, some phase margin is necessary, limiting the loop phase shift to 120° or perhaps 135° . In terms of the familiar Bode plot, Fig. 3a, this means that the curve of the forward gain must intersect the curve of the closed-loop gain with a slope not much greater than 6 dB/octave, and all higher break-points must lie some distance above this frequency.

The feedback voltage is taken from the junction of Z_o and the load, point X in Fig. 2. Z_o , which may be comparable to the load impedance depending on the circuit configuration, forms a voltage divider for the feedback in conjunction with the load impedance. Suppose now that the load is inductive, so that its impedance increases with frequency. Unless Z_o is quite small, this means that the feedback voltage will also increase. With luck, this can provide a degree of lead compensation, but more often the result is that the loop bandwidth is extended so that higher frequency poles begin to contribute to instability, as depicted in Fig. 3b. Alternately, a capacitive load will tend to roll off the feedback with increasing frequency, and so the slope of the forward gain curve is increased and instability results (Fig. 3c).

As if this were not enough, in many circuits Z_o is not constant but rather increases at higher frequencies due to h_{fe} falloff in the output transistors, etc. Z_o will thus have an inductive component, and should the load be capacitive, a second-order LC filter will be formed for the feedback signal, contributing an additional 12 dB/octave rolloff. This leads to oscillation. Often a fairly small capacitance (10 nF to 0.1 μ F) will be more troublesome than a large capacitance, since the latter may spread the poles farther apart and give a less rapid rolloff.

The cure for these woes is the addition of load isolation or stabilizing networks to the amplifier output. The simple RC network in Fig. 4a loads down the amplifier at high frequencies, avoiding the situation of Fig. 3b with inductive loads (which are typical of moving-coil loudspeakers), and with the rise in A_{VOL} which some configurations exhibit



without load. A more thoroughgoing method is the use of the LCR network. A series inductor with rising impedance at higher frequencies is added to prevent capacitive loads from loading down the amplifier too much. The preferred form of this network, Fig. 4b, can be made to effect a smooth transfer of the amplifier from the external load to the resistor R at a suitable frequency above the audio range (Ref. 4). Load isolation networks are sometimes accused of ringing, but with proper design this is not so; most of the ringing is attributable to reduced feedback phase margin in the amplifier.

The small-signal effects are manifested mostly at frequencies well above the audio range. The nature of the loudspeaker load is consequently quite important in this region also. Loudspeaker impedance is usually measured only to 20 kHz, but for some time now one manufacturer has been measuring all new designs out to 1 MHz after it had been discovered that an unexpected impedance dip around 200 kHz had been causing problems with a certain amplifier.

Large-Signal Effects

The major difficulties arising from reactive loading are associated with the large-signal area. Unlike the small-signal case, where the amplifier as a whole is involved, the large-signal effects are confined almost entirely to the output stage.

One of the most important effects of reactive loading is its influence on the power dissipation in the output devices of an amplifier. Probably the best way to see how this happens is to examine the load line, which is a plot of V_{CE} and I_C for a specified load.

If the load is resistive, the load line will consist of straight line segments as in Fig. 5b (here, and in what follows, an ideal class-B circuit is assumed). The line 1-2 represents all values of V_{CE} and I_C during the "on" half-cycle, and the line 1-3 shows that $I_C = 0$ during the "off" half-cycle. The slope of the line 1-2 is determined by the load; if the solid line represents 4 ohms, for instance, the dashed line would show 8 ohms.

An important property of the load line graph is that it also implicitly shows the power dissipation of p_T in the output device, since it relates V_{CE} to I_C and $p_T = V_{CE}I_C$. During the "off" half-cycle, p_T is obviously zero. During the "on" half-cycle, p_T is small when the output voltage V_o is near zero (point 1 in Fig. 5b). As the output voltage begins to increase, current flows into the load and I_C increases. At first p_T increases, but since V_{CE} decreases as V_o increases, p_T begins to fall, and when the crest of V_o is reached (point 2 in Fig. 5b)

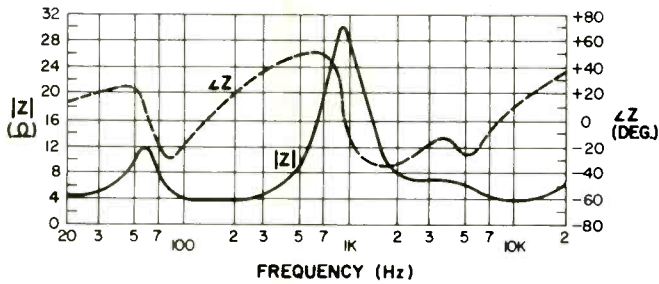


Fig. 1—Impedance of a typical loudspeaker system.

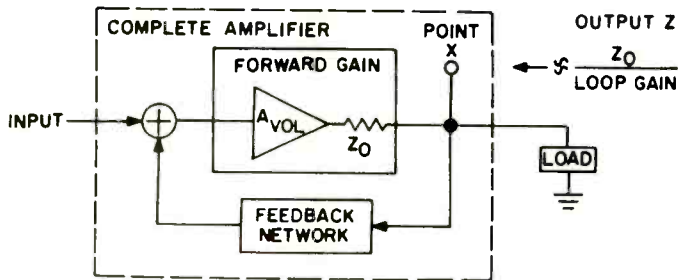


Fig. 2—Model of a power amplifier.

34

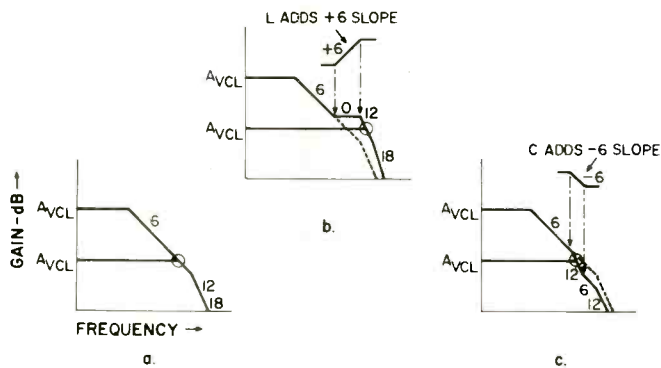


Fig. 3—Bode plots for (a) resistive load, (b) inductive load, and (c) capacitive load.

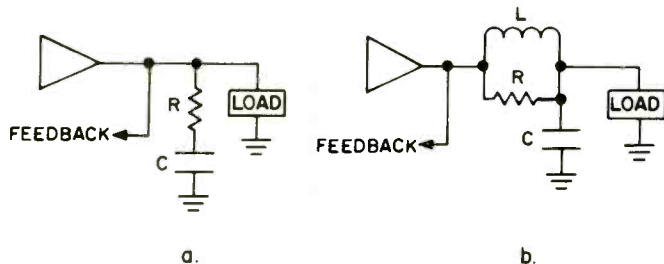


Fig. 4—Load isolation networks, (a) RC and (b) LCR.

p_T is again very small. The overall dissipation is thus comparatively small, and the operating conditions of the output device are quite favorable.

The situation is much different if the load is reactive. In a resistance, current and voltage are in phase; but in a reactance, the current and voltage are displaced from one another by the amount of the phase angle, and the minima and maxima of the current and voltage waveforms no longer coincide. If such a load line is plotted, the resulting curve is not a straight line but becomes elliptical. As the phase angle increases, the ellipse becomes broader (Fig. 6).

A comparison of these elliptical load lines to the resistive case yields some unwelcome facts. Consider the point of zero V_o , where $V_{CE} = V_{CC}$. For a resistive load, p_T is zero (point 1 in Fig. 5b), but for a reactive load there is a significant flow of I_C at this point, and hence considerable dissipation. Or take the "off" half-cycle; here again there is a substantial flow of I_C in the reactive case compared to zero for a resistance. This is particularly undesirable, since the combination of high V_{CE} and high I_C can initiate secondary breakdown, resulting in a catastrophic destruction of the output transistors.

Additional insight can be gained if the curve of the maximum permissible dissipation—the "safe operating area" (SOA) curve—is added to the diagram. This is done in Fig. 7. The resistive load line (a) remains comfortably within the SOA. But a reactive load of the same impedance magnitude (b) fills and even somewhat exceeds the SOA. Reactive load lines in general use the available territory less efficiently; they bulge out just about where the SOA curve dips inward.

It is a little difficult to get a quantitative picture from the load line diagram, so in Fig. 8 the dissipation p_T has been plotted over one complete cycle, normalized to a peak output of 1 W (or 1 VA). The dissipation is seen to increase substantially as the load phase angle increases. With a purely reactive load (90°) the maximum p_T is over five times as great as for a resistive (0°) load. Integrating or averaging p_T over time gives the average dissipation p_T , which determines the heat sink requirements of the amplifier. This is shown in Fig. 9, with a resistive load taken as unity. Here again there is a significant, if not quite so dramatic, increase in dissipation as the load becomes more and more reactive.

It is now time to introduce a complicating factor. So far, operation at full output has been assumed, but in fact the dissipation is a function of output level. We can include this factor by introducing a "drive factor" k , which varies from 0 to 1 (or 0 to 100 per cent). Note that k is in terms of voltage, not power. The dissipation as a function of k is shown in Fig. 10. For a resistive load, the greatest dissipation occurs at $k = 63$ per cent output (40 per cent of maximum power output). As the load becomes increasingly reactive, the dissipation increases, and the decline in dissipation near full output also disappears.

It should by now be abundantly clear that operating an amplifier into a pure resistive load is far kinder, far less demanding, than is operation into a reactive load like a loudspeaker. And these relationships apply, let it be added, regardless of whether the output devices used are tubes, transistors, or FETs. To put it another way, an amplifier which is to operate without difficulty into highly reactive loads must be more conservatively designed than would be expected on the basis of purely resistive loading. It must also be borne in mind that the efficiency of real-world amplifiers is less than the ideal case assumed in this discussion.

And speaking of real-world situations, it ought to be noted that this discussion has tacitly assumed sinusoidal signals. For a variety of reasons, such signals have great usefulness in analysis, but they don't correspond very closely to either speech or music. Since the energy content of pro-

The new Auditor™ Series by Koss. Don't buy one unless your system is ready for it.

The pleasure of listening to unadulterated music is reserved for those who have carefully put together a system that delivers totally accurate reproduction. Now, for people who wish to explore and expand this realm of pure sound, Koss has designed their Auditor Stereo Headphones. Full, state of the art knowledge of perfect mechanical reproduction of music, and the psychoacoustics of the way the ear and mind respond to sound went into making these phones true to the most intense level of performance possible today.

The sound.

The Auditor Dynamic/10 features an expansive frequency response range of 10-20,000 Hz, while dazzling any ear attuned to the delicate musical balance of psychoacoustically pleasing sound, in a way no other dynamic phone can

duplicate. They are designed to deliver the full impact of letter perfect sound reproduction characteristic of the finest equipment.

And the fury.

On the other hand, for the most carefully designed and engineered excursion into sound ever, the Koss ESP™/10 Electrostatic Stereo Headphone is an unparalleled instrument of beauty. It is a perfectly articulated statement of technological and electronic genius so thoroughly sensitive it belongs in a recording studio serving as the last word in monitoring production. The ESP/10's almost boundless frequency response lays out the entire spectrum of sound for your scrutiny, bringing you every spark of timing, a deep, rich flood of bass, and a smooth, clear lake of treble, with every note balanced and defined.

So if you're content to live with the impurities in second best stereo, the

Koss Auditors aren't for you. Only the high-end connoisseur who has taken all the necessary steps toward putting together a system that is true to perfection will acknowledge and appreciate these precise products as breakthroughs in scientific musical development. The personal signature of John C. Koss says that these headphones are for the audiophile. So if you're ready for the best, and you think your system can measure up to the Sound of Koss, hear the headphones that are designed to put it to the test at a specialist in audio products near you. Or write to Fred Forbes, Audiophile Products Division, for more information on the new Auditor Series by Koss.



© 1977 Koss Corp



Dynamic/10



ESP/10

auditor™ series by Koss

KOSS® Corporation, Audiophile Products Division, 4129 N. Port Washington Ave., Milwaukee, Wisconsin 53212
Koss International/London, Dublin Paris Frankfurt • Amsterdam • Koss Limited/Burlington, Ontario • Koss KK/Tokyo

Enter No. 16 on Reader Service Card

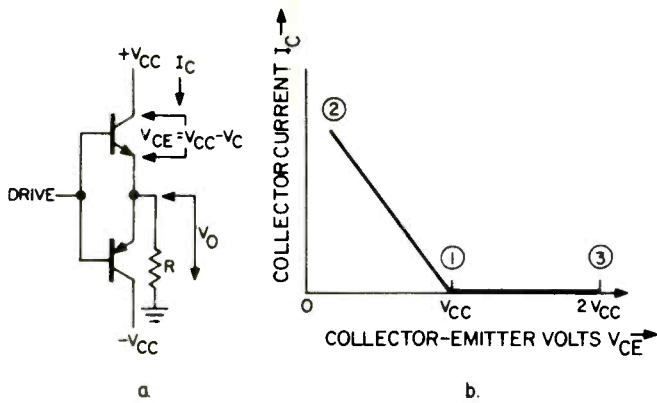


Fig. 5—Load line graph.

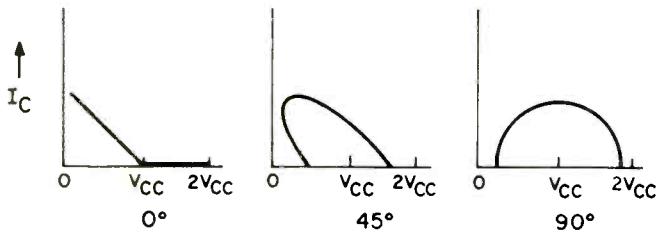


Fig. 6—Load lines for several load phase angles.

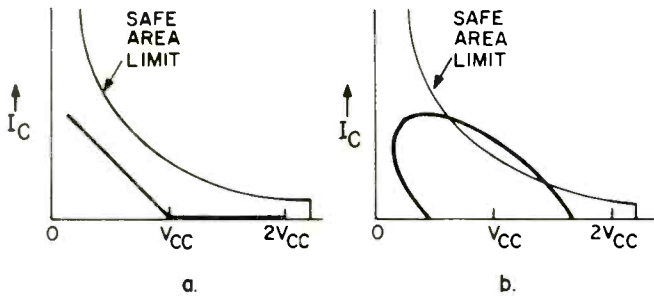


Fig. 7—Load line graph with transistor SOA curve, (a) resistive load and (b) reactive load.

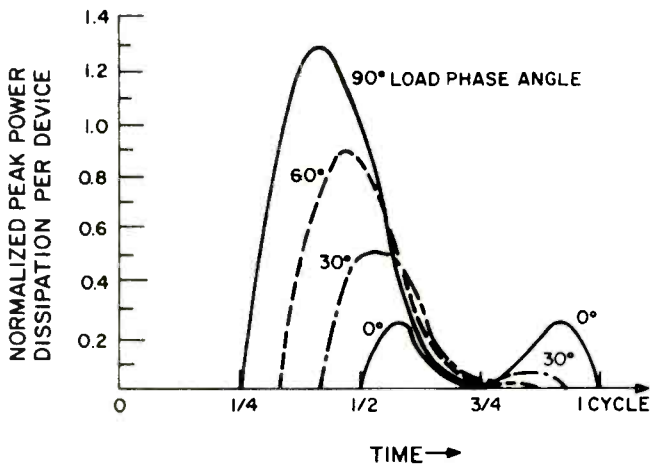


Fig. 8—Instantaneous collector power dissipation over 1 cycle of output waveform.

gram material is generally less than a sine wave of equal peak amplitude, the dissipation will in many cases be less than the curves we have seen would suggest. Unfortunately, it is simply not possible to say *how much*. There are random signals which can model program material quite well, it is true; but strictly speaking impedance is defined only in the frequency domain, and the only signals which would not involve treating a band of frequencies are the exponential and the sinusoid. And once we have to look at a band of frequencies, the precise nature of the load (its impedance versus frequency) would have to be specified, making a general solution impossible.

A Special Case

Before we leave the subject of output stage dissipation, there is an interesting special case that ought to be considered. So far we have allowed the phase angle to vary while holding the magnitude of the impedance constant. A different picture emerges if, instead, we require only that the *real part* of the impedance remain constant. This is equivalent to saying that the magnitude of Z is allowed to increase as we increase the phase angle, and is shown by the dash-dot line in Fig. 11. The dissipation in this case is shown also in Fig. 11. The solid curve represents the worst-case dissipation, obtained by letting k be whatever value gives the greatest dissipation. The result is interesting; the dissipation with any arbitrary reactive load under these conditions never exceeds the value of dissipation observed for a resistive load. In fact, for highly reactive loads (over about 51°), it actually is less. We saw earlier that for reactive loads, the dissipation was greatest for $k = 1$, and this condition is shown by the dotted line. Here again the worst-case resistive load dissipation under these conditions would never be greater than it would be for a resistive load equal in value to the *minimum real part* of any complex load. The significance of this will be discussed later, for it forms the basis for a rationalized loudspeaker impedance rating.

The Protection Problem

Another important set of large-signal problems springs, somewhat ironically, from what ought to be a good idea, output transistor protection circuits. The kind of circuit which causes problems seeks to clamp I_C to some value which is a function of the V_{CE} at that instant. Such a circuit, whose threshold characteristics are shown in Fig. 12a, permits the SOA to be nearly fully utilized. A short on the output is clamped as in Fig. 12b, and a purely capacitive load is prevented from exceeding safe limits as in Fig. 12c.

Things are altogether different if the load happens to be inductive. Should the protection circuit be activated in this case, an annoying and potentially dangerous very loud popping sound results. These are the notorious "flyback impulses" illustrated in Fig. 13. The impulses are usually short (tens of microseconds) but of considerable amplitude. Since they contain large amounts of high-frequency energy, damage to tweeters is not unknown. These impulses can occur under seemingly unobjectionable conditions, for example when the magnitude of the load impedance is fairly high and hence the amplifier is only lightly loaded. All that is required is that the load be inductive (i.e., the impedance is increasing with frequency) and that it activate the protection circuit at some point.

Such flyback impulses come neither from the load nor from the amplifier alone, but rather from the combination of the two. The ultimate culprit is the negative slope of the protection circuit threshold. When the current flow into the

HIGH BIAS.

**These cassette deck
manufacturers are highly biased for SA:**

AIWA · AKAI · DOKORDER · JVC
KENWOOD · MERITON · NAKAMICHI
OPTONICA · PIONEER · SANSUI
SHARP · TANDBERG · TEAC
TOSHIBA · UHER · YAMAHA

**And are joined by these
in recommending SA for use in their decks:**

BANG & OLUFSEN · DUAL · FISHER
HARMAN/KARDON · LAFAYETTE
ROYAL SOUND · SANKYO
AND MANY OTHERS.



There's been a quiet revolution going on in the cassette world. □ Leading makers of quality cassette decks have adopted TDK SA as their reference standard tape for high (CrO₂) bias and equalization settings. Why TDK SA? Because TDK SA's advanced tape formulation and super precision cassette mechanism let them (and you) take full advantage of today's advanced cassette deck technology. □ In addition, a growing number of other companies are recommending SA for use with their machines. □ So for the ultimate in cassette sound and performance, load your deck with SA and switch to the "High" or "CrO₂" bias/EQ settings. You'll consistently get less noise, highest saturation and output levels, lowest distortion and the widest dynamic range to let you get the best performance from any quality machine. □ But you needn't believe all this just because we say so. All you have to do is check our references.

TDK

The machine for your machine.

TDK Electronics Corp., 755 Eastgate Blvd., Garden City, N.Y. 11530.
In Canada: Superior Electronics Industries, Ltd.

Enter No. 38 on Reader Service Card

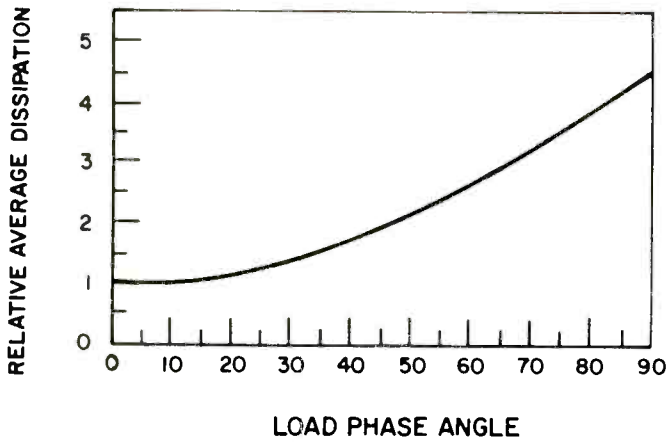


Fig. 9—Average collector power dissipation as a function of load phase angle.

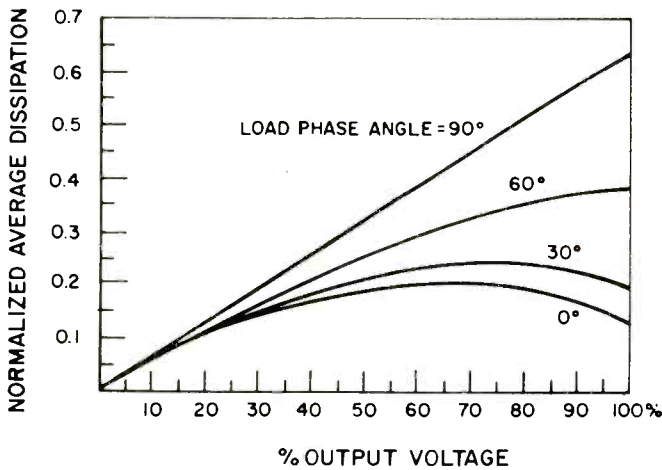


Fig. 10—Average dissipation as a function of drive for several load phase angles.

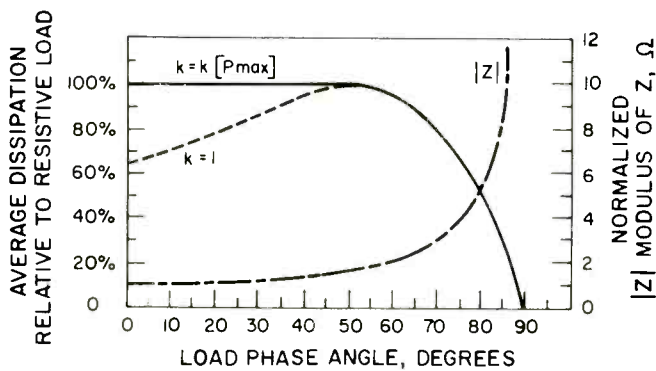


Fig. 11—Average dissipation as a function of load phase angle for constant real part of load impedance.

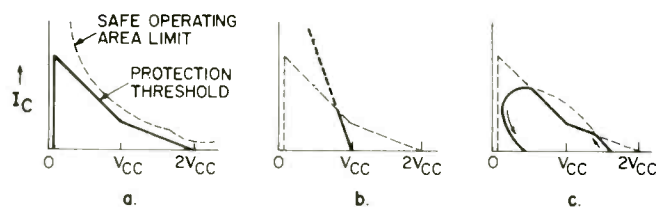


Fig. 12—Protection circuit characteristics, (a) threshold curve, (b) with shorted output, and (c) with capacitive load.

load is stopped by the clamping action of the protection circuit, the tendency of the inductive load to produce a reverse-polarity voltage forces the protection circuit into even greater limiting. Suppose the output were positive-going at some point, and so V_{CE} were decreasing. If now the current into the load is clamped, the sense of the resulting load voltage will be negative-going. This implies an increase in V_{CE} that in turn reduces the current clamping level to a smaller current. A regenerative situation exists, and the end result is that the output voltage of the amplifier tends to slam into the clipping region with the opposite polarity. If one such event does not dissipate the energy stored in the load, several pulses may follow one another in rapid succession.

A number of solutions to this problem have been advanced. The basic idea is to avoid having a negative-slope threshold at signal frequencies. One approach places large capacitors in the protection circuit to slow it down ("delayed limiting"), avoiding a regenerative situation. Another method is to use pure current limiting. A glance at the SOA curves shows that this places heavy demands on the output transistors, even when the current limit is made a slowly varying function of signal level. For this reason, paralleled heavy-duty output transistors must be used. The ultimate expression of this line of attack is to use a great many, very rugged transistors in the output stage so that protection circuits can be eliminated entirely. (Tube amplifiers, of course, fall naturally into this category, since tubes can withstand very large short-term overloads.) And finally there is the "solution" of simply making the protection threshold larger, but leaving the output stage as is, on the assumption (or hope) that the overloads encountered in "normal use" will be small enough not to destroy the poorly-protected transistors.

The Practical Conclusion

We have seen some of the effects that reactive loads can have on amplifiers, and we have noted some of the problems that can occur. The question remains, what can be done about them?

The small-signal problems can be avoided by sound design and thorough verification of an amplifier's stability before the design is released for production. Amplifiers from reputable manufacturers are usually free of problems.

Large-signal behavior is another matter. It would be easy to say that any amplifier should be able to cope with highly reactive loads. But here we come up against economic limitations. Power sells, and to remain competitive, the temptation is very great to design the amplifier for very high power into a resistive load at the expense of adequate and costly "elbow room" for operation into reactive loads.

One possible solution would be for prospective purchasers to become more aware that the usual power rating *per se* is only a part of the story. The test reports in the several hi-fi magazines could be of real service here by including reactive load measurements. Heavy capacitive loading has often been used, but inductive loading seems conspicuously absent. A reasonable approach would seem to be to use a set of loads at each rated impedance and at several frequencies. These could be 1) a real load R equal to the magnitude of the rated impedance Z_r ; 2) an inductive load $Z_{(L)} = 2Z_r \angle +60^\circ$, and 3) a capacitive load $Z_{(C)} = 2Z_r \angle -60^\circ$. (In other words, $R + j0$ and $R \pm j\sqrt{3}X$ where R and X equal Z_r at the frequency of measurement. Proposals of this kind have appeared in the literature (Refs. 2, 5).

Another very worthwhile endeavor would be a clarification of the rather nebulously defined "rated impedance" applied to loudspeakers. The most logical approach would be to specify the minimum value of the real part of

"...a pair of 66's may sound unspectacular, even disappointing.."

This is not the sort of quote that manufacturers usually select from equipment reviews. However, we did it for one reason: to get your attention. That's not an easy task, considering the hundreds of other speaker manufacturers clamoring for your ear and your dollar.

The complete excerpt (from *Canadian Stereo Guide*) reads: "To the untrained ear, a pair of 66's may sound unspectacular, even disappointing. There's no thump and sizzle which many equate with good frequency response. No spectacular effects, just the neutral sound of musical instruments playing with nothing added by the speakers. Purity of tone and cleanness of reproduction is particularly noticeable."

The Ditton 66 was in fact developed by Celestion to serve as an authentic monitor speaker, which means


that it was designed to neither add nor subtract anything from the original program material. Recording engineers aren't interested in "hi-fi effects"—they want to hear exactly what's on the master disc or tape with minimum sonic contribution by the speaker.

When the British publication, *Hi-Fi Answers* needed a concert monitor they found the Ditton 66's "... sufficient to cope with the loudest orchestral climaxes available (or even required) ... when we wanted to provide concert levels in a large hall, 110 feet x 55 feet with a 25-foot ceiling. A most impressive performance..."

Since most listening rooms are somewhat smaller, the shape of the Ditton 66 should be of special interest. Though its internal volume is three cubic feet, it needs only 1.2 square feet of floor space. It is 15" wide, 11" deep and 39½" high.

Another thoughtful aspect of the enclosure: the drivers are mounted on a finished baffle board. So those who like to operate their speakers with the grille off, for whatever reason, can do so happily.

Now, if you'll drop us a card, we'll send you a list of our carefully selected dealers by return mail. We believe you'll be impressed by the exceptionally "unspectacular" sound of the Ditton Monitor 66.



The
Ditton
66
by Celestion.
\$499.50



Loudspeakers for the perfectionist

Celestion Industries, Inc., Kuniholm Drive, Holliston, Mass. 01746
In Canada: ROCELCO INC. Montreal

The HF-2000 soft-dome tweeter operates from 5,000 to 20,000 Hz. Its exceptionally smooth extended response and wide dispersion achieve an open, airy quality and accurate stereo imaging.

The MD-500 2½" soft-dome mid-range operates from 500 to 5,000 Hz with very low distortion, wide dispersion and correct phase relationships. An extremely powerful magnetic assembly ensures critical damping and high power handling capability.

The FC-12 woofer has a heavy plasticized diaphragm that effectively suppresses resonances. The neoprene roll suspension permits considerable cone excursions without non-linear effects. A massive Feroba II magnet provides critical damping.

The Auxiliary Bass Radiator (ABR) is a highly effective proprietary Celestion device that operates in conjunction with the woofer/enclosure acoustic circuitry. The critically-damped moving system of the ABR has a carefully chosen mass and compliance, acoustically coupled to the woofer and enclosure to control the lower range of the woofer excursion. It takes over completely at the very lowest frequencies. Result: exceptionally smooth reproduction to well under 40 Hz.

Enter No. 6 on Reader Service Card

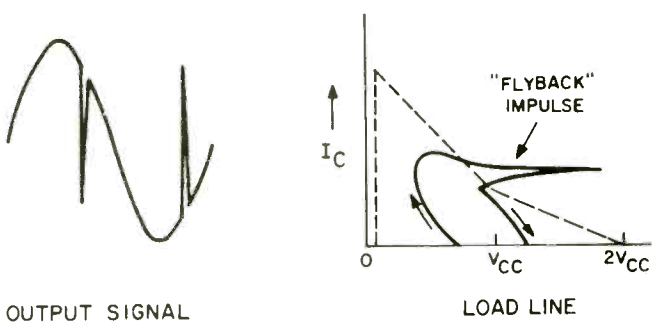


Fig. 13—Flyback impulses with inductive load.

the loudspeaker impedance, as suggested by Pramanik (Ref. 6). We have seen that the amplifier dissipation with reactive loading will not exceed the dissipation observed with the minimum real part of the impedance. Accordingly, such a specification represents a useful and meaningful measure of the loading produced by the loudspeaker on the amplifier. Since this specification would not in itself alert a prospective user to possible protection circuit problems in the case of a highly reactive loudspeaker, there would continue to be a need for impedance data, in reviews if not in spec sheets. Such data should include the angle as well as the magnitude of the impedance, or, as in *Audio*, the real and imaginary parts.

These proposals are suggested as possible ways to avoid or at least minimize some of the problems we have seen in connection with the amplifier-loudspeaker interface. It is hoped that in the discussion, some light was shed on the origin and nature of the problems as well as on some of the possible solutions. The ultimate resolution of these prob-

lems depends, however, on the user. Those who use amplifiers must become aware that presently used specifications do not tell the whole story, and be ready to insist on complete specifications. And perhaps we should also be content with an amplifier that appears a little less powerful on paper, but which makes music come alive through a loudspeaker and does so reliably and without fuss.

Acknowledgements


I would like to thank all those within the industry with whom I have discussed these problems. For particularly interesting and illuminating discussions I would like to thank Peter Walker of Acoustical Manufacturing (Quad), S. K. Pramanik of Bang and Olufsen, and Gerry Margolis of JBL; and for bringing to my attention the "delayed" protection circuit I thank J. H. Michel of Gerätewerk Lahr (Thorens/EMT).

References

- 1—G. J. King, *Hi-Fi News and Record Review*, Dec. 1976, p. 87.
- 2—J. H. Johnson, "Realistic Specifications of Amplifier Output," delivered to AES 56th Convention, 1977; AES Preprint 1201.
- 3—S. K. Pramanik, "Specifying the Loudspeaker-Amplifier Interface," delivered to AES 53rd Convention, 1976; AES Preprint.
- 4—A. N. Thiele, "Load Stabilizing Networks for Audio Amplifiers," *Journal of the AES*, 24:1 (1976), p. 20.
- 5—P. J. Walker, Letter, *Wireless World*, 81:1480 (Dec. 1975), p. 568.
- 6—S. K. Pramanik, Letter, *Hi-Fi News and Record Review*, Mar. 1977, p. 83.

B139.

The world-famous KEF bass unit, approaching perfect-piston performance right down to 20Hz.



Flat, light-weight expanded polystyrene diaphragm, aluminum-laminated, suspended on a special neoprene roll-surround. Acoustically dead, non-resonant, no chance of 'cone-edge break-up'. Hear it to perfection in the Cantata.

Cantata.

Our elegant, high-performance, 150W speakers in mirror-image matched pairs.

The cabinet is tall, to cut floor reflections; deep, to cut rear wall reflections; narrow, to permit good sound dispersion; and mounted on castors to cut resonance with the floor.

Note the special drive unit positions, with the mid unit above the treble, giving equal sound paths to the listener, with no inter-unit time delays. And the mid and treble units are both placed off-centre, to cut side wall reflections.

Both mid and treble units have acoustic balance controls and both also have fuses to prevent damage, even under fault conditions.

Altogether, the Cantata is a superb example of KEF's computerised 'target function' design approach, in which the cabinet, drive units and acoustic Butterworth dividing networks are developed together, with the electronics tuned to the other elements, to bring the overall system response function as close as possible to the theoretical ideal.

May we send full details?



KEF Electronics Ltd Maidstone Kent ME15 6QP England Telex 96140 USA distribution in conjunction with INTRATEC 399 Jefferson Davis Highway Arlington Virginia 22202

Enter No. 15 on Reader Service Card



GRAND OLE OPRY

THE FAMILY REUNION




The most exciting new recording combo in Music City

Willi Studer's Revox family of tape recorders and components for the audiophile has joined Willi Studer's family of professional audio equipment to form Studer Revox America, Inc., in Nashville, Tennessee USA.

This provides all Revox audiophile and institutional users the obvious benefits of factory direct sales and service enjoyed by professional studios and broadcasters.

STUDER REVOX

V-Fets are the new generation of transistors.



And you know how hard it is to understand the new generation.

Remember the phrase "generation gap"? Well it's not only true for generations of men, but generations of machines, too.

V-Fet devices are a major advancement, needing major explanation. And nobody is more equipped to offer it, than Sony.

Sony pioneered the first generation of transistors, some 25 years ago.

Today, Sony is predictably innovative again, being: the first to offer V-Fet equipment commercially. And the only ones to bedazzle you with a whole line of it.

So with these credentials behind us, we will begin our explanation of the new generation.

First came the Fets.

The new generation really began many generations ago. Fets—or field effect transistors—were first conceived in the 1920's. But the concept was so far ahead of its time that nobody quite knew how to execute it.

Fet's work quite differently than the bipolar transistor; the transistor you're familiar with. The bipolar transistor works by conducting a small amount of current, which then induces a high level of current. With the Fet a small amount of voltage (rather than current) controls the high level of current.

This bestows a Fet with high speed reaction time. Regular transistors have a delay in reaction time, creating problems like notch distortion and TIM (transient intermodulation) distortion.

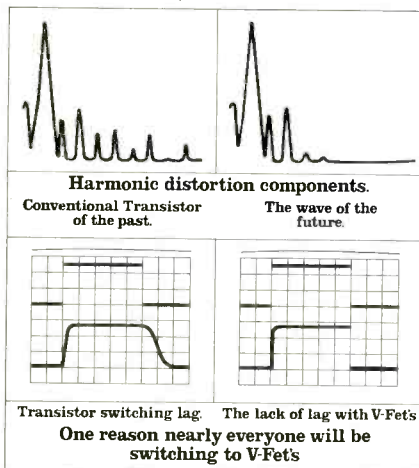
This high speed reaction means also that Fets are extremely efficient and accurate in the high frequency range. Therefore they allow more precise and stable nega-

tive feedback, and minimal distortion.

And, to heat up the argument, a Fet will never be afflicted by thermal runaway. High temperature does not induce the self-destructive current surge that you'll find in the regular transistor.

V-Fets. Or, bye, bye, bipolar.

Wondering why Fets have not taken over, with the transistor



becoming a part of history?

Well, for one reason, a Fet will not allow high currents to pass through it. And today's loudspeakers demand high currents to drive them.

Enter the V-Fet. Vertical field effect transistor. In this structure, thousands of Fets are ordered in a parallel orientation. The current passes through the silicone chips vertically.

Thus, the ability of the V-Fet to handle a lot of current is many times greater than that of small signal Fets—like the kind found in FM tuners and pre-amps.

Sony made it possible for this complex network to be mass produced, by devising the "Selec-

tive Oxidation Process." A new technology originally developed for manufacturing large scale integrated circuits.

Sony's V-Fets.

A full line, from A to V.

Sony makes both integrated amps and power amps with V-Fet circuitry. The TA-4650, TA-5650, TA-8650, TAN-5550 and TAN-8550.

But if you rest your purchase decision on specs alone, V-Fets will disappoint you.

For example, Sony makes two amps, one V-Fet, one not, with identical specs. Yet the V-Fet amp costs more than a spec more.

Obviously, the true measure of V-Fets can't be measured by anything except the human ear.

Now that you've listened to us, really listen to us.

So go ahead and measure it! Bring your favorite record to your V-Fet dealer. Ask him to play it. You'll find your favorite record will become even more of a favorite, as the sound opens up to you like never before.

And, if you want to open up a brochure on V-Fets, we'll send you one. Write to SONY, 9 West 57th Street, New York, New York 10019.

We have one note to add. V-Fet equipment is not cheap. So if you've appreciated our explanation, you'll find that a little knowledge can be an expensive thing.

SONY® V-FETS

Enter No. 34 on Reader Service Card

The Search for an Optimum Transmission Line Speaker

W. J. J. Hoge*



44

The first description of what is normally called a transmission line loudspeaker was published in 1936 by Benjamin Olney (1). The system was the "acoustical labyrinth" which he patented in 1934 (2) and represented an attempt to overcome the poor performance of the open-back cabinets of console radio sets. Olney's employer, Stromberg Carlson, produced the system for a few years during the '50s until they left the component high fidelity market. Transmission line systems did not really begin to catch on until after 1965. In that year A. R. Bailey published a transmission line system construction article (3). Since then, several manufacturers have placed such systems on the market.

In the past few years the performance of direct-radiator loudspeakers has been well analyzed and methods for synthesizing optimum design specifications have been developed (4, 5, 6). These techniques have been successful in many applications (7, 8), however, until very recently, the theory of transmission line loudspeakers has not been very well understood (9).

Direct-radiator loudspeakers are divided into three types, closed-box, vented-box, and passive radiator systems. Similarly, there are three types of transmission line systems. For the sake of brevity, let us call them Type A, Type B, and Type C. In Type A systems, the back side of the driver radiates into a sealed enclosure, while the front is coupled to a trans-

mission line. The system output is solely from the output end of the line.

Type B and C systems allow the front side of the driver to radiate into the listening area, while the rear of the driver is connected to the transmission line, usually via a coupling volume. For Type B systems, the far end of the line from the driver is blocked. Type C systems have an aperture at the far end of the line so that the signal in the room is the sum of the outputs of the driver and the transmission line. What goes on in these systems, and is one better than the other? To answer these questions, we must analyze the systems.

Using Signal Flow Graphs

There are several common techniques for system analysis. The most popular is the dynamic analogy method which allows an equivalent electrical circuit of the loudspeaker to be drawn. However, another method, state-variable analysis, is this author's favorite. This method uses signal flow graphs instead of equivalent circuits (10).

That's nice. What's a signal flow graph?

Well, a signal flow graph is a way of writing a set of equations for a system and then interconnecting them so that the system can be analyzed. Consider the system in Fig. 2. (Kindly Editor's Note: This is the newly designed symbol for the U.S. Patent Office.) A voltage is applied to the lamp by the battery, and a resulting current flows. If the battery potential is E volts and the resistance in the current is R ohms, then the current I is given by Ohm's Law:

*Acoustical Engineering Manager,
CTS Corporation, Elkhart, IN 46514

INVISIBLE SOUND



THE ADS 910

**The ADS 910 Reference System –
A benchmark in loudspeaker performance.**

For the first time, awesome dynamic capacity, widest bandwidth, high efficiency, and substantial power handling have successfully been combined – in the ADS 910.

Equally important, it is a transducer of unprecedented musical merit: incredible realism (regardless of playing level), stunning clarity and openness, pinpoint definition and stable imaging, identify this new standard of sound reproduction.

State-of-the-art materials technology and brilliant audio engineering allow the speaker to fulfill the demands of both active performers and recording engineers: their demands for "true to life" musical presentation.

Tasteful, functional design, expressed through choice woods and a meticulous furniture finish, elevates the ADS 910 to a showpiece in the well-appointed home of the discerning music lover. The speaker system's integrity and built-in flexibility appeal to the dedicated audiophile.

A new cost/performance ratio has been established by which all future studio speakers will have to be measured.

Coast to coast, the skilled and carefully selected team of ADS dealers will proudly demonstrate our new 910, as well as any of our other eight, smaller precision speakers.

Listen to the ADS 910 reference system; listen to music – the way it was recorded: Live, authentic, real!

Enter No. 2 on Reader Service Card



ADS 910's shown in the recording studio of Deutsche Grammophon Gesellschaft at Symphony Hall, Boston. ADS speakers range in price from \$100 to \$700 (approx). ADS 910 dimensions 33 $\frac{3}{4}$ " (H) x 19" (W) x 15 $\frac{1}{4}$ " (D)

ADS, Analog & Digital Systems
Industrial Way, Wilmington, MA 01887

For more information on the INVISIBLE SOUND of ADS and a complete dealer list write to
ANALOG & DIGITAL SYSTEMS, INC., – INDUSTRIAL WAY – WILMINGTON, MASS. 01887

AM 8

910C-7PG

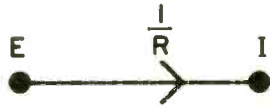
NAME _____

STREET _____

CITY _____ ZIP _____

$$I = E/R \quad (\text{Eq. 1})$$

A signal flow graph of the equation would look like this:



(Sfg. 1)

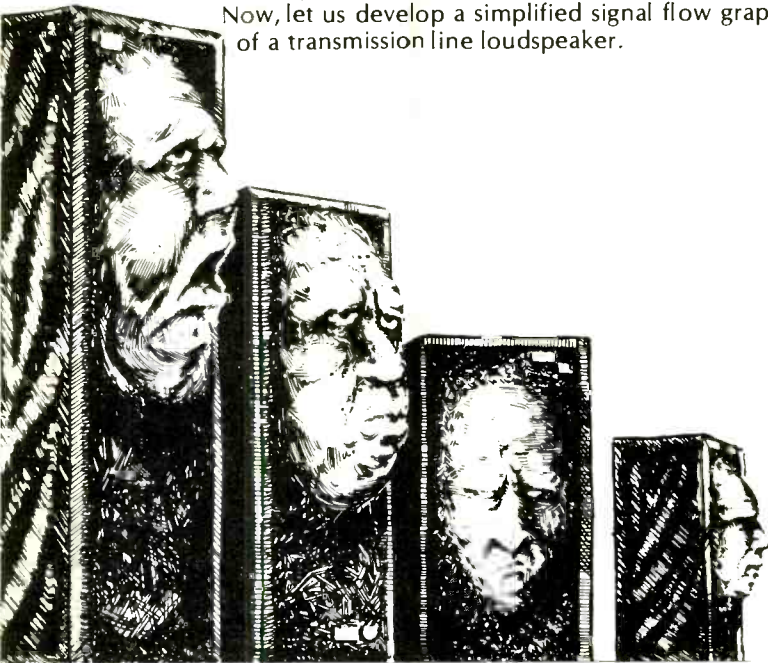
The dot



is called a node. The line with the arrow



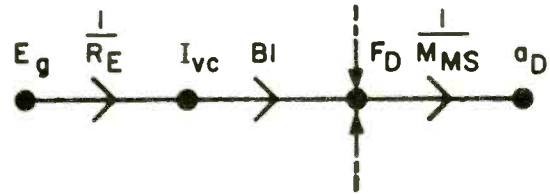
is called a branch. A node represents some physical quantity in which we are interested, while a branch shows the relationship between the two nodes which it connects. Now, let us develop a simplified signal flow graph of a transmission line loudspeaker.



ing" on the diaphragm and contribute to the total force. We'll crank them in a bit later.

Newton's Second Law of Motion tells us that if we push on something, it will accelerate. The acceleration of the diaphragm a_D with effective mass M_{MS} is given by

(Sfg. 4)



The velocity of the diaphragm u_D is found by the equation

$$u_D = \int a_D dt \quad (\text{Eq. 2})$$

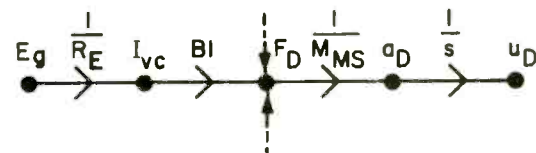
At this point we hear screams of despair from those Gentle Readers who did not take calculus (and some who did and know that integral calculus is a pain in the neck, or perhaps someplace lower). But have no fear! The author has a trick up his sleeve. Under certain conditions (This Engineering technique is known as "arm-waving" and is usually accompanied with the magic words, "It can be shown that..."), of which this is one, we can turn calculus into simple algebra by saying that

$$s = d/dt \quad (\text{Eq. 3})$$

If this is true, then

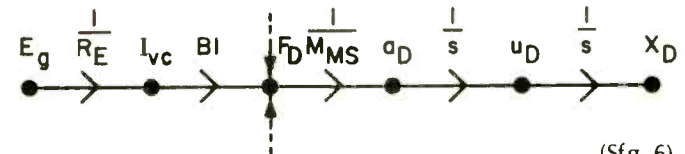
$$1/s = \int dt \quad (\text{Eq. 4})$$

Thus, it can be shown that




(Sfg. 5)

In a similar manner we integrate u_D to find the displacement of the diaphragm x_D .



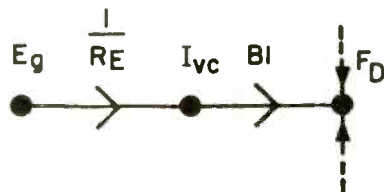
(Sfg. 6)

We start with the electrical input from the generator E_g . It causes a current in the voice coil I_{vc} . If R_E is the voice coil resistance, then we have



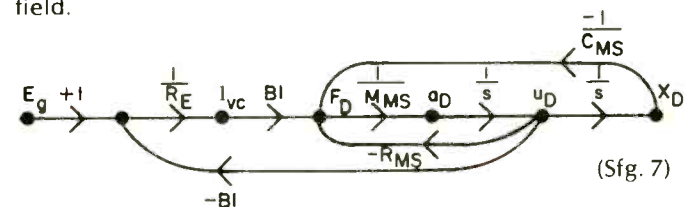
(Sfg. 2)

The current in the voice coil interacts with the magnetic field to produce a driving force on the diaphragm F_D . If B is the flux in the gap and l is the length of the wire in the gap, then



(Sfg. 3)

We can complete the signal flow graph for the driver by adding a branch from x_D to F_D to give the restoring force from the compliance of the suspension C_{MS} , a branch from u_D to F_D to give the force opposing motion of the diaphragm caused by mechanical losses R_{MS} , and a branch from u_D back to the voice coil circuit to represent the voltage generated when the coil of wire moves in the magnetic field.



(Sfg. 7)

Note that some additional branches are entered in the F_D node. This is because other parts of the system are "push-

Who said you can't see the quality of a speaker? Look closely at the Sansui SP series.

5 speakers, 4-way L/C crossover
130 watt peak handling capacity
98 dB/W efficiency
16" woofer



SP-7500X

5 speakers, 4-way L/C crossover
120 watt peak handling capacity
98 dB/W efficiency
15" woofer



SP-5500X

5 speakers, 3-way L/C crossover
100 watt peak handling capacity
98 dB/W efficiency
12" woofer



SP-2500X

3 speakers, 3-way L/C crossover
70 watt peak handling capacity
93 dB/W efficiency
10" woofer



SP-1500X

The SP-7500X

In a great speaker, quality can be seen as well as heard. When you look at the Sansui SP series — you'll see what we mean.

Go to your Sansui franchised dealer and ask for the SP-7500X.

Let your salesman remove the handsome, hand-carved kumiko grille. The size of the woofer is impressive — a massive 16" — for a rich and full bass. And for clean, transparent super-highs the SP-7500X speaker system features three tweeters — two 2" "super-tweeters" and an additional horn tweeter. Notice the unusually large 8" cone mid-range driver which adds a sense of presence and creates a smooth transition between the highs and lows. The four-way crossover network is built around a ferrite-core inductor with high-voltage capacitors to keep distortion way down over the entire audio range.

Now listen to the SP-7500X. Turn up the power. This speaker can handle lots of it. (130 watts peak). And always with unusually high efficiency.

The Sansui SP series is available in four models. One will certainly be ideal for your own budget and listening preferences.

All speakers simulated walnut grain enclosure.

A whole new world of beautiful sound

SANSUI ELECTRONICS CORP.

Woodside, New York 11377 • Gardena, California 90247 • SANSUI ELECTRIC CO., LTD., Tokyo, Japan
SANSUI AUDIO EUROPE S.A., Antwerp, Belgium • In Canada: Electronic Distributors

Sansui

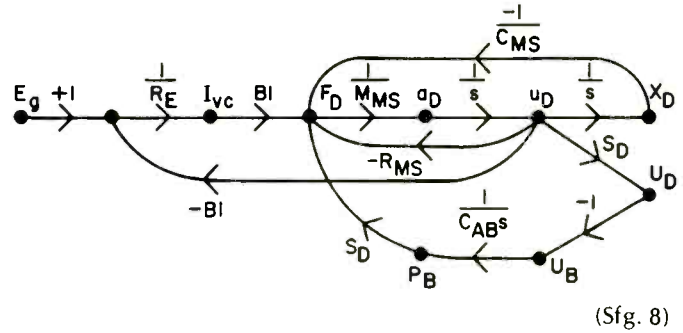
Enter No. 32 on Reader Service Card

The minus signs indicate that the restoring force and the losses oppose the driving force and that the voltage generated by coil motion opposes the input signal.

The mechanical motion of the diaphragm causes a current of air (or volume velocity) U_D to flow into the room. Also, a volume velocity U_B flows into the enclosure. Obviously, U_D is 180° out of phase with U_B , but the two are of equal magnitude. U_B causes a pressure variation p_B in the enclosure given by

$$p_B = 1/C_{AB} \int U_B dt \quad (\text{Eq. 5})$$

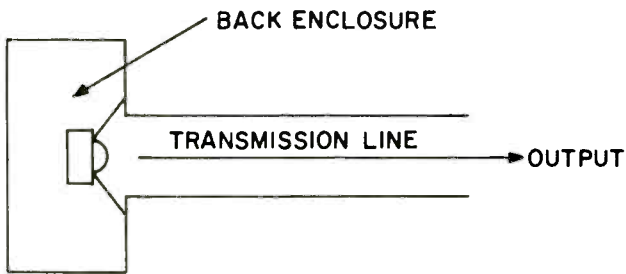
where C_{AB} is acoustic compliance of the air in the enclosure (or coupling chamber). If S_D is the area of the diaphragm, then



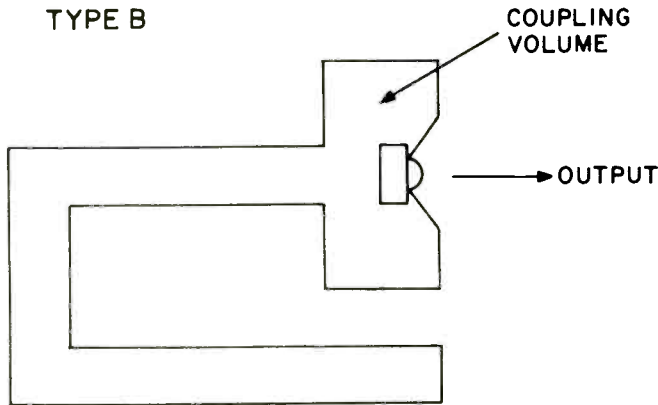
(Sfg. 8)

Fig. 1—Transmission line enclosure types.

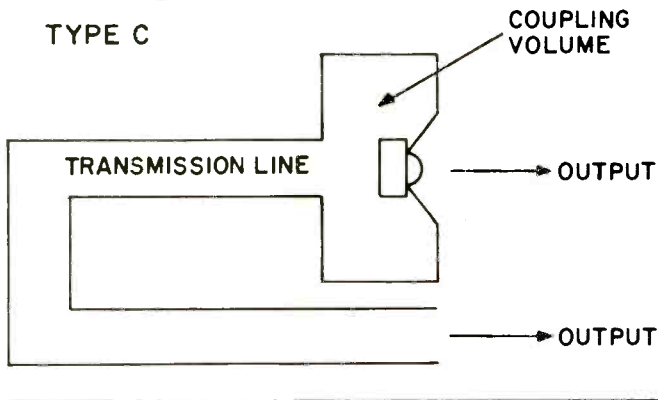
TYPE A



TYPE B



TYPE C



which is the signal flow graph of a closed-box loudspeaker. To get a Type A system, we need only add the throat impedance z_{AT} of the transmission line to the system. We can then find the throat pressure p_T and the system output power, P_A . Fig. 3 gives the signal flow graph of a Type A system.

For the type B and C systems z_{AT} is connected to the back of the diaphragm. See Figs. 4 and 5.

Analyzing System Types

Now that we've got an analytical picture of the system, we should be able to figure out how it works. Type B is the simplest case. Note that we have used an italic z rather than a plain Z for z_{AT} . This is to signify that z_{AT} varies with frequency. What effect does this have on performance? Consider the case of a constant diameter tube for the line. The behavior of the driver is easily determined at various frequencies. Acoustic waves from the driver travel down the line and reached the blocked end. The sealed end is an infinite acoustic impedance (a situation analogous to an open-circuited electrical line) (24). This termination of the line yields a reflection coefficient of -1 . At some frequency, the line length is equal to a quarter-wavelength of the acoustic signal. The reflected wave travels back down the line and strikes the driver diaphragm in such a way as to assist its motion. This produces a peak in the output. At twice that frequency, the line is a half-wave length long. In this case, the reflected wave opposes diaphragm motion and system output drops. Whenever the line length is equal to an odd number of quarter-wavelengths, there is an increase in diaphragm output. When the line is some multiple of a half-wavelength, the diaphragm output drops. Since the diaphragm is the only source of output, the response has many peaks and dips. This is certainly unsuitable for high fidelity reproduction.

The response may be smoothed by filling the line with some sort of damping material (e.g., fiberglass or long-fiber wool). This turns z_{AT} into a resistor. It also makes the system perform like a leaky closed-box system, and low efficiency results. A simple, well-designed closed-box system would clobber a Type B system of equal cabinet volume. So, Type B systems are not the optimum approach.

Type C systems, however, have some possibilities. As in a vented-box direct-radiator system, we have an additional source of output (the line mouth) to assist the driver. Once again, the line throat impedance z_{AT} varies with frequency. The line is terminated with an open aperture which has a relatively low acoustic impedance (analogous to a shorted electrical line). The behavior is opposite of the Type B; the reflection coefficient is essentially $+1$. When the line is an odd number of quarter-wavelengths long, the line presents a high acoustic impedance to the driver and most of the driver's output is delivered to the line.

When the line is an odd multiple of a half-wavelength long, the reflected wave will assist the driver and the driver

Credentials Like These Are Worth Reading



When you're buying speakers, you want to talk specs. And we don't blame you. In fact, we encourage it. Because when you invest your good money in a pair of speakers, you want more than just a pretty cabinet.

Consider the new Jensen Spectrums. These good sounds didn't just happen. They're the result of extensive engineering efforts and exhaustive testing. Testing that ranged from exacting measurements in laboratory "live" rooms and anechoic chambers to in-depth consumer surveys.

Examine our Spectrum Model 540. It's an excellent example of the superb specs you'll find throughout the Jensen Spectrum Series.

The Spectrum 540 is a 3-way, 4 element system that is so efficient it can be driven with as little as 10 watts continuous power. Its maximum power rating is 75 watts continuous.

The woofer is a 12" long-throw, high compliance design. Special acoustic suspension and infinite baffle enclosure give you extremely low distortion. And a high temperature voice coil affords high power handling. Magnet structure weight is a hefty 4½ lbs. with a Gap Flux Density of 10,000 Gauss.

Two 3½" cone midranges give excellent power handling and eliminate break-up in the critical midrange region. Tuned isolation chambers control response at the low end of the midrange spectrum. They also provide acoustical isolation in the cabinet between the midranges and the woofer. An edge damped rim suspension with specially treated molded cone offers sharp, clear, midrange reproduction.

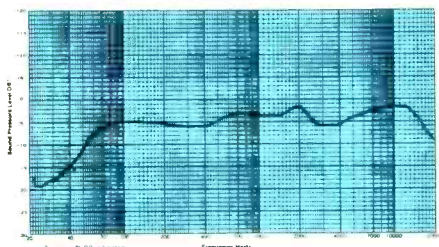
A 1½" Mylar® rear damped hemispherical dome tweeter offers a disper-

sion of 170°. Its large, lightweight voice coil gives high power handling, yet maintains a low mass for good high frequency reproduction.




Tweeter and midrange controls allow you to adjust your Spectrum System to room conditions and listening preferences; controls are front mounted for convenience, continuously variable, calibrated in db attenuation from a maximum, or flat, response.

FREQUENCY RESPONSE



About as flat as you can get... and that's good. The Frequency Response Range is an admirable 25 to 25,000 Hz.

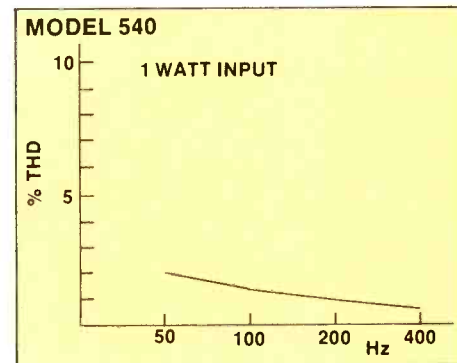
TONE BURSTS



"Blurring" and "Overshoot" are reduced to a minimum in this acid test of transient response. The Spectrum 540 re-

produces each waveform accurately with low distortion.

TOTAL HARMONIC DISTORTION



Distortion is kept to a minimum in Jensen Spectrum Speaker systems.

The cabinet is built with solid walnut front moldings and walnut veneer on wood composition panels. All walnut surfaces are hand rubbed for a rich luster and beauty. The baffle is finished in an attractive, durable black pebble grain.

In short, Jensen Spectrum speakers aren't designed to put out the most amount of bass or the most amount of treble. They're designed to put out the right amount. We consider them to be the best speakers we've produced in 50 years. Simply because when it comes to sound reproduction, they're extraordinarily accurate. And that's what specs are all about.

For further information and name of your nearest authorized Spectrum Dealer, write to: Jensen Sound Laboratories, Dept. AM-87 4136 United Parkway, Schiller Park, Illinois 60176.

JENSEN
SOUND LABORATORIES


Division of Pemcor, Inc. Schiller Park, Illinois 60176

Introducing The Bose Model 601.



A New Direct/Reflecting® Speaker of Outstanding Performance, High Efficiency, Moderate Cost, and Exceptional Versatility.

The Model 601 is a totally new, Direct/Reflecting® loudspeaker from Bose. It employs a unique arrangement of six drivers in each enclosure (four tweeters and two woofers) to achieve a level of tonal accuracy and spatial realism comparable only to the world-renowned Bose 901® Series III.



This complex pattern of reflected and direct sound is the key to the spatial realism of the Model 601.

These performance qualities, along with high efficiency, moderate cost, and great versatility of speaker placement in practically any listening environment, make the Model 601 a loudspeaker of exceptional value.

The Concept Behind Bose Direct/Reflecting® Speakers.

Like the 901 Series III (the most advanced development of Bose design concepts and state-of-the-art manufacturing techniques), the Model 601 is a Direct/Reflecting® speaker system. It's designed to reflect the greater part of its sound output off the back and side walls of the room, surrounding the listener with the same kind of balance of reflected and direct sound experienced in a live performance.

The result is an open, spacious sound and a feeling of realism which can not be achieved by conventional speakers with front-mounted drivers beaming directly at the listener. Such conventional designs are aimed almost exclusively at producing accurate frequency response, while largely ignoring the spatial qualities so critical to the impact of a live performance.

In the Model 601, these important spatial qualities are accurately repro-

duced through the careful positioning and orientation of all six drivers in each speaker enclosure.

The Tweeters.

Three tweeters in each enclosure (1, 2, and 4) provide reflected sound, creating a feeling of spaciousness, while one tweeter (3) radiates the smaller proportion of direct sound needed for a strong center image and crisp, sharply defined details.

Two of the tweeters are also positioned to radiate sound upward through the acoustically transparent top grille, thus avoiding interference from furniture in the room.

The Woofers.

There are two 8-inch woofers in each Model 601 enclosure, one aimed forward (5) and one angled upward (6) to contribute an important component of reflected sound. The use of two smaller woofers provides a cone area equal to that of a single much larger driver, while offering important

performance benefits at low and middle frequencies.

Each high-output woofer is capable of better dispersion and smoother midrange performance than a larger woofer, while they work together to provide bass response of exceptional power and clarity.

Accuracy of Tonal Balance.

With all four tweeters covering the same upper frequency range and the two woofers covering the same lower range, small response irregularities of individual drivers are averaged and smoothed in a way that can not be duplicated using single drivers.

Efficiency.

The Model 601 is also a highly efficient speaker that can deliver superior reproduction of all kinds of music using an amplifier or receiver having as little as 20 watts of power per channel.


The Proof.

For a detailed description of the concepts and technology that make possible the superior performance of the Model 601, write for a full-color brochure to Bose, Dept. AU8, The Mountain, Framingham, Mass. 01701. But for the real proof—your listening enjoyment—just visit any authorized dealer and ask him to introduce you to the newest Bose Direct/Reflecting® speaker system.



BOSE®
Better sound through research.

**BE SURE YOU CHOOSE
THE ONE YOU LIKE.**



A TEAC LASTS A LONG, LONG TIME.



One of the reasons is that we've been *making* them for a long, long time. In 1955, TEAC came on the scene with the first in a long line of fine open reel tape recorders.

Since then, of course, we have developed a sister line of cassette decks. But our first love remains open reel tape recording equipment: the truest method of sound reproduction available today.

Consider the alternatives. If you want top-of-the-line quality, but only need bottom-of-the-line features, the A-2300SX is the buy of the year. From there, you can add DOLBY,* larger 10½" reels, four heads, auto reverse, four-in/two-out mixer, memory stop, 15 ips, four channel Simul-Sync, and variations thereof.

In short, as long as you're getting a tape deck, can you conjure up a single reason it shouldn't be a TEAC?

TEAC®

The leader. Always has been.

TEAC Corporation of America
7733 Telegraph Road
Montebello, California 90640

In Canada TEAC is distributed by White
Electronic Development Corporation
(1966) Ltd.

*Dolby is a trademark of Dolby
Laboratories, Inc.



©TEAC 1977

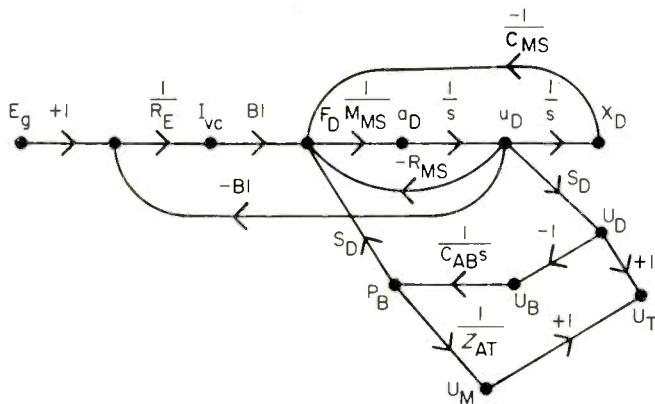


Fig. 5—Signal flow graph of a Type C transmission line loudspeaker.

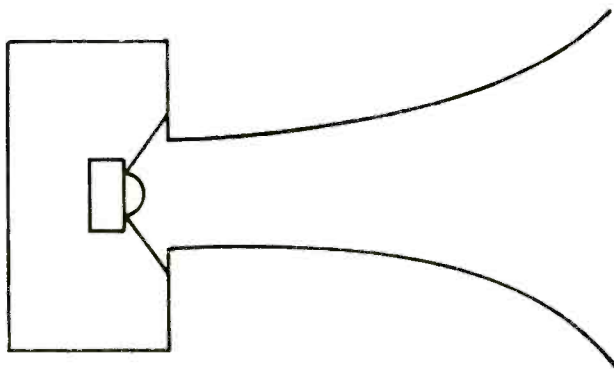


Fig. 6—Optimized Type A transmission line loudspeaker.

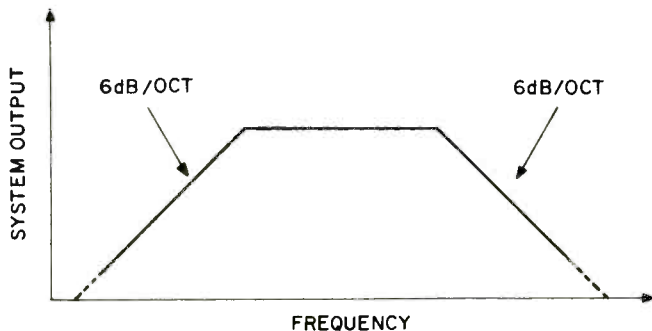


Fig. 7—Frequency response of the simplified model.

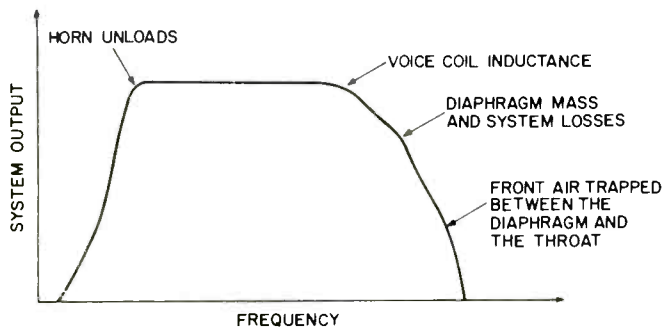


Fig. 8—Frequency response of the more complete model.

distortion are the *only* considerations, a horn-loaded Type A system is optimum. If size and price are part of the picture, then a vented-box direct-radiator (at least for the woofer) may make some sense.

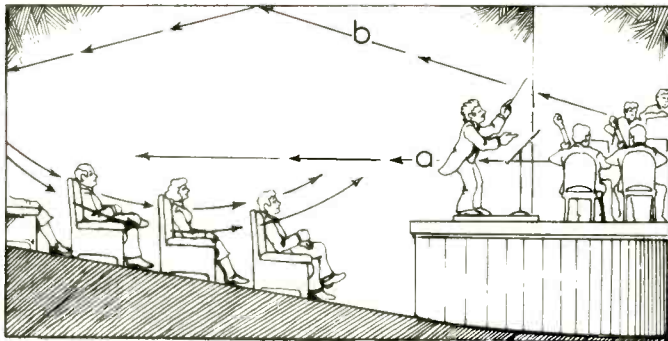
Acknowledgements

The analysis of the Type B and C transmission line systems was based on a method developed by G. S. Letts. The horn analysis was based on a model originally developed by D. B. Keele, Jr., whose comments, along with those of R. H. Small, J. R. Ashley, and W. M. Leach, were most helpful. Δ

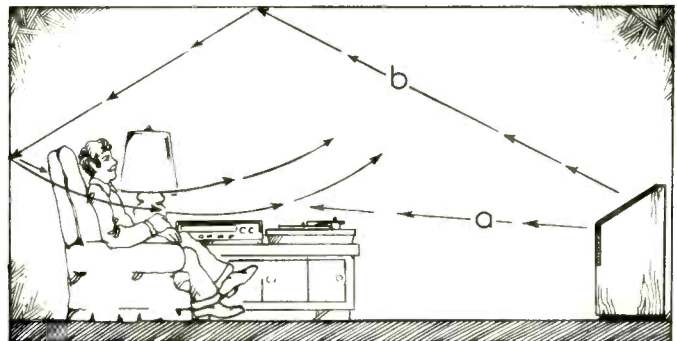
References

- (1) B. Olney, "A method of eliminating cavity resonance, extending low frequency response and increasing acoustic damping in cabinet type loudspeakers," *Jour. Acoust. Soc. Amer.*, Oct, 1936.
- (2) B. Olney, U. S. Patent 2,031,500.
- (3) A. R. Bailey, "A non-resonant loudspeaker enclosure design," *Wireless World*, Oct. 1965.
- (4) A. N. Thiele, "Loudspeakers in Vented Boxes," *Proc. IRE (Australia)*, Aug. 1961.
- (5) R. H. Small, *Direct-Radiator Electrodynamic Loudspeaker Systems*, Ph. D. Thesis, Univ. of Sydney, 1972.
- (6) J. E. Benson, "Theory and Design of Loudspeaker Enclosures, Part 3-Introduction to Synthesis of Vented Systems," *AWA Tech. Rev.*, Nov. 1972.
- (7) R. J. Newmann, "A Loudspeaker System Design Using a Sixth-Order Butterworth Characteristic," *Jour. Audio Eng. Soc.*, July/Aug, 1973.
- (8) W. J. J. Hoge, "Switched-On Bass," *Audio*, Aug. 1976.
- (9) G. S. Letts, *A Study of Transmission Line Loudspeaker Systems*, Honours Thesis, Univ. of Sydney, 1975.
- (10) J. R. Ashley, et. al., "Signal flow graphs for electro-acoustic transducers (or modeling made easy)," *Simulation*, Nov. 1976.
- (11) W. J. J. Hoge, "State-Variable Analysis of Horn Loudspeakers," presented at the 57th Convention of the Audio Eng. Soc., Los Angeles, 1977.
- (12) D. B. Keele, Jr., "Low-Frequency Horn Design Using Thiele/Small Driver Parameters," presented at the 57th Convention of the Audio Eng. Soc., Los Angeles, 1977.
- (13) R. H. Small, "Suitability of Low-Frequency Drivers for Horn-Loaded Loudspeaker Systems," presented at the 57th Convention of the Audio Eng. Soc., Los Angeles, 1977.
- (14) D. B. Keele, Jr., "Optimum Horn Mouth Size," *Audio Eng. Soc. Preprint No. 933*.
- (15) D. B. Keele, Jr., "What's So Sacred About Exponential Horns?," *Audio Eng. Soc. Preprint No. 1038*.
- (16) A. G. Webster, "Acoustic Impedance and the Theory of Horns and the Phonograph," *Jour. Nat. Acad. Sci.*, May 1919.
- (17) C. R. Hanna and J. Slepian, "The Function and Design of Horns for Loudspeakers," *Trans. AIEE*, Feb. 1924.
- (18) W. M. Hall, "Comments on the Theory of Horns," *Jour. Acoust. Soc. Amer.*, Apr. 1932.
- (19) P. W. Klipsch, "A Note on Acoustic Horns," *Proc. IRE*, July 1945.
- (20) P. W. Klipsch, "A High Quality Loudspeaker of Small Dimensions," *Jour. Acoust. Soc. Amer.*, Jan. 1946.
- (21) H. F. Olson, *Elements of Acoustical Engineering*, D. Van Nostrand Company, New York, 1940.
- (22) L. L. Beranek, *Acoustics*, McGraw-Hill, New York, 1954.
- (23) D. B. Keele, Jr., "An Efficiency Constant Comparison Between Low-Frequency Horns and Direct-Radiators," *Aud. Eng. Soc. Preprint No. 1127*.
- (24) J. L. Potter and S. Finch, *Theory of Networks and Lines*, Prentice-Hall, Englewood Cliffs, New Jersey, 1963.

Before you spend \$600 on a pair of speakers, spend \$15 on a ticket to Carnegie Hall.



The way sound travels at Carnegie Hall.



The way sound travels from the Epicure 20+.

If you're shopping for a pair of speakers in the upper price range, you'll hear a lot of claims about "concert hall" sound.

So it only makes sense to check those claims out by actually going to a concert and hearing what that concert hall sound is really all about.

You'll discover that the sound comes to you from virtually every direction:

From straight ahead, as sound from the orchestra reaches you directly: "first-arrival" sound (a). From above you, behind you and

around you, as sound from the orchestra is reflected from the various surfaces of the concert hall: "second-arrival" sound (b).

The Epicure 20+ radiates sound in several directions.

Epicure's Model 20+ is a handsome, floor-standing loudspeaker with a dual-module design: a front-firing module and an angled, top-firing module. Each features our celebrated 1-inch air-spring tweeter and 8-inch low-frequency transducer.

The two modules work together to create a sound field not unlike the sound field you'd experience center row, Carnegie Hall:

There's direct sound, radiating from the front-firing module. And reflected sound, radiating from the top-firing module, then reflecting from the ceiling and walls of your listening room.

In other words, the Epicure 20+ successfully integrates first-arrival and second-arrival sound. For a first-rate musical experience.

And what a sound it is.

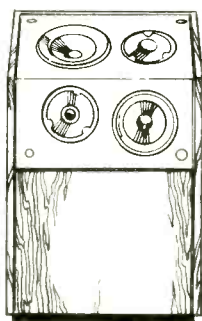
Like every Epicure speaker, the Model 20+ delivers only pure, accurate sound: from 20,000 Hz, all the way down to those deep, bass notes at 35 Hz.

So if it wasn't in the concert, it won't be in your listening room.


On the other hand, if it was in the concert, it'll be everywhere in your listening room. Just the way it would be in Carnegie Hall.

There are plenty of speakers that claim to deliver concert hall sound.

The Epicure 20+ actually does.



The speaker's front-firing and top-firing modules.



The Epicure Twenty+

Epicure is a product series of Epicure Products, Inc., Newburyport, Mass. 01950.

Enter No. 40 on Reader Service Card

TIME ALIGNMENT™ in loudspeakers

Edward M. Long

Recently there has been a new interest in the performance of loudspeakers as it relates to the time vs. frequency domain. The amplitude vs. frequency response data of loudspeakers is relatively easy to obtain and "frequency response" curves are seen quite regularly in literature put out by manufacturers and in publications which review loudspeaker performance. However, data showing the performance of loudspeakers in the time vs. frequency domain is not as widespread. This is because the equipment which will allow time vs. frequency data to be produced is either very expensive or the tests, using less expensive equipment, are very time consuming. This article will attempt to describe a little of the history of investigations into the time domain, clarify the interrelationship of time and phase vs. frequency, and describe the Time-Align™ Technique as it applies to loudspeaker design.

The importance of having the different elements of a loudspeaker arranged to avoid a double sound or echo is certainly not a recent discovery. John Hilliard describes an event which occurred in 1934 while developing a theater sound system.¹ Dancer Eleanor Powell was rehearsing on a music stage. Hilliard and others could hear two distinct taps coming from the monitor loudspeaker as it reproduced the sound of her dancing feet. The high frequency driver of the two way monitor loudspeaker system was moved back until its acoustical position was essentially lined up with that of the woofer and the double taps could no longer be heard. Some experimenting to determine at what delay the echo could be heard was carried out. Depending upon the person making the judgment, a one to two foot path differential between the high frequency and low frequency drivers was determined as the point at which the echo could be just perceived. Hilliard states that a delay of 1 millisecond then became the criterion for future designs as the maximum allowable delay between drivers.

About eight-and-a-half years ago, Richard C. Heyser published a paper on phase and time delay characteristics of loudspeakers.² Anyone seri-

ously interested in the subject should definitely read this article and others he has written dealing with the problems of loudspeakers related to performance characteristics in the time vs. frequency domain. Quoting from his 1969 article: "...the acoustic position of a loudspeaker should, on average lie behind its physical position by an amount that is some inverse function of its high frequency cutoff. The acoustical position of woofer will be further behind the physical transducer than that of a tweeter. This important fact is quite frequently overlooked by engineers who consider that spatial alignment of voice coils is

sufficient to provide equal-time path signals from multirange loudspeakers." A further proof of this high frequency cutoff interrelationship to acoustical position is shown in a paper, by the author, given at the Audio Engineering Society Convention in May 1976.³ In this case, the high frequency cutoff of a midrange driver was lowered in frequency by changing one component in the crossover network which was feeding it. The increase in time delay is clearly visible in Fig. 12 of this paper. This shows that the apparent acoustical position of this midrange driver is further back after the change in the network lowered its cutoff. The acoustical position of a driver is not only a function of its high frequency cutoff but of the cutoff network feeding it.



The Definition of Time-Align™

Time-Align™ Technique, as applied to loudspeakers, is a real-time design method, utilizing proprietary instrumentation, which allows the acoustic output of a multi-way loudspeaker system to be adjusted so that the fundamental and overtones of a complex transient arrive at a listener's ears with the same time relationships they had in the electrical signal at the loudspeaker's input terminals. The time vs. frequency characteristics of the individual drivers of a multi-way loudspeaker system play an important role in determining the uniformity of the total time delay characteristics of the complete loudspeaker system. It would be well to point out that uniform time delay of a complete signal is not a bad thing. If it were, we would not enjoy recorded programs! We can play back performances which were recorded years before. It is at any instant in time, during the playback, that all of the complex overtones and the fundamental of a signal must be in the proper time relationship.

In designing such a Time-Aligned™ loudspeaker system, it is necessary that the time differential between various frequencies produced by a given driver, which is to be used in the system, be as small as possible. This requires that each driver be used only in what is called, by loudspeaker designers, its piston band. Of course, in any given design, the allowable tolerance of the time delay will



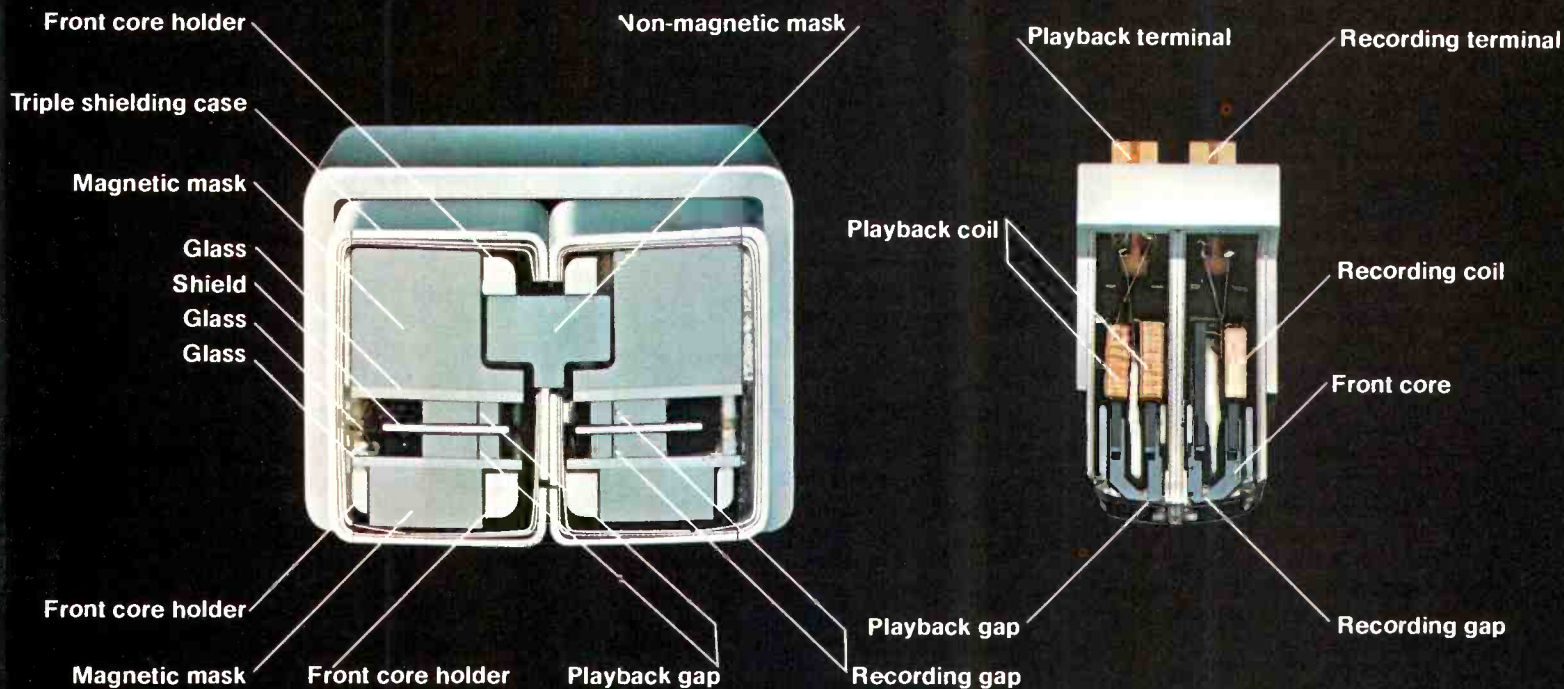
*E.M. Long Assoc.
4107 Oakmore Rd., Oakland, Cal. 94602



D-800

Frequency response: 30–18,000Hz ±3dB
 S/N ratio: More than 55dB (Dolby off)
 More than 63dB (Dolby on)
 Wow & flutter: 0.05% W. R. M. S.

Heads: Record and Playback combination: ferrite head
 Motor: Phase-controlled DC servo motor



Three heads above other cassette decks. Hitachi's R&P Head.

Two-head decks are compromise performers, because they use a single head for both record and playback.

To insure no-compromise performance, Hitachi developed the R&P 3-Head system. It uses 3 heads, like professional reel-to-reel decks. And these unique record/playback heads have separate and optimum gap widths extending both dynamic range and

frequency range significantly.

The Hitachi R&P head is capable of playback monitoring, so you can compare the original source with your tape, a moment after it's recorded. And as an added benefit, its single housing eliminates height and azimuth adjustment problems.

Add up the benefits. You'll agree that Hitachi's decks are three heads above other cassette decks.

Enter No. 12 on Reader Service Card



determine the quality of the total system. This is similar to the effect upon quality, of the allowable amplitude vs. frequency response tolerance. At some point in the future it may be an ordinary thing for both the amplitude and time vs. frequency response plots of a loudspeaker to be shown, even on the same graph. This would most certainly be a very valuable way to display these interrelated characteristics.

After the individual time vs. frequency characteristics of each driver to be used in a particular loudspeaker system design are determined as being uniform, the design of the total system may begin. An interesting concept which may help to explain how a loudspeaker system is designed using the Time-Align™ technique is to compare it to splicing a magnetic tape

both the amplitude and time vs. frequency domain.

Since there are both physical and electrical methods available which can be used to properly adjust the acoustical position vs. frequency and therefore the Time-Alignment™ of acoustical output of a multi-way loudspeaker system, it is worthwhile to look at some different loudspeaker systems which are Time-Aligned™. Figure 1 is a photograph of three Time-Align™ loudspeakers, manufactured by Sonic Energy Systems. The smallest, the TA-10, on the right, is a Bookshelf system employing a 25 cm (10 in.) woofer and a 3.8 cm (1.5 in.) tweeter. The physical offset between the woofer and tweeter in this system is less than that of the woofer and the midrange of the TA-12, shown as the




Fig. 2—The Sonex Model Two Loudspeaker System. This system uses two small bass drivers with a passive radiator in the rear for fast response. The physical offset between the bass and midrange drivers is less than between the drivers in Fig. 1.



Fig. 1—Time-Align™ loudspeakers by Sonic Energy Systems. Left to right: the Model TA-10F floor standing system with passive radiator, the Model TA-12 three-way floor system, and the Model TA-10 two-way bookshelf speaker system. All drivers in these systems are physically offset from each other in the front to back plane.

recording. A good splice is virtually undetectable because the amplitude and time characteristics of the program at the point of the splice are very carefully matched. The same thing can also be said of the Time-Align™ technique as applied to loudspeaker design. Both the amplitude and time characteristics vs. frequency are carefully adjusted, with particular attention paid to splicing the time characteristics of any two adjoining frequency ranges. Thus, as the acoustic output of the driver covering the lower frequency portion of a given range of frequencies is reduced in amplitude by its network, the acoustical position of driver covering the next higher range of frequencies including the parameters of the network feeding it are adjusted to provide a virtually undetectable splice in

middle system of Fig. 1. This is because the upper cutoff frequency of the 25 cm (10 in.) woofer is higher than the 30 cm (12 in.) woofer of the TA-12. This means that the acoustical position of the 30 cm (12 in.) woofer is further back than that of the 25 cm (10 in.) woofer. Generally, the larger the diameter of a driver, the lower its cutoff frequency and therefore the fur-

ther back its acoustical position, when compared to their physical positions. Since the cutoff characteristics of the network feeding a driver can also effect its cutoff, a smaller driver can have an acoustical position behind that of a larger driver if its cutoff is at a lower frequency. The method used to Time-Align™ the Sonic Energy Systems loudspeakers combined both the physical placement of the drivers relative to each other and the adjustment of the network parameters while looking at the acoustical output of each system in the amplitude vs. frequency and time vs. frequency domains. Both the physical locations and network parameters were adjusted simultaneously in real time.

Figure 2 shows the Sonex Model Two loudspeaker which, while designed using the same method described above, employs a different approach than usual for producing the bass frequencies. Two small diameter, 16 cm (6 1/2 in.) bass drivers are employed down to approximately 60 Hz where a rear mounted passive radiator takes over to produce the next lower octave to 30 Hz. Because of their small size and relatively high cutoff frequency, (about 3 kHz), the relative time delay characteristic, across

the range which they are required to produce, is quite good. As can be seen, the relative physical offset between these two bass drivers and the midrange driver mounted above them, is relatively small. The trade off made in the design of the Sonex Model Two is to sacrifice high acoustical output capability for greater accuracy, especially in the time vs. frequency domain.

Figure 3 shows the Model 813 Time-Align™ Monitor by UREI (United Recording Electronics Industries) designed for use in recording studio control rooms. A recording studio monitor is required to produce high level acoustical output and to be efficient. The interesting point in this design is that it utilizes an Altec 604-8G dual concentric driver in which the high and low frequency producing elements are physically locked together. This precludes adjustment of the physical positions of the low and high frequency drivers which was part of the method used to adjust the acoustical position vs. frequency in the designs of Figs. 1 & 2. The method used to accomplish the Time-Align™ of the Altec 604-8G is purely electrical and uses a passive time delay network as well as a crossover network. The two networks are designed as a composite, once again using the real time method of the Time-Align™ technique. The second 38 cm

Fig. 3—The UREI Model 813 Time-Align™ Monitor for use in studio control rooms. The 604-8G high and low frequency drivers are locked together and are, therefore, Time-Aligned™ by a passive time delay plus crossover network.



(15in.) woofer in this system also receives its signal via a time delay/crossover network. Besides offering the 813 Time-Align™ Monitor as a complete system, UREI also supplies Time-Align™ crossover networks for the Altec 604-8G and the older 604-E.

Because these networks can be substituted directly for the networks ordinarily used with the Altec 604-8G and 604-E loudspeakers, an interesting demonstration was conducted by UREI at the most recent Audio Engineering Society Convention (May 1977). By selecting between the Time-Align™ network and the network ordinarily used with each driver, the value of Time-Alignment™, if any, could be determined without changing the driver, enclosure, or position, thus allowing a really valid "apples to apples" comparison to be made. Tests conducted to determine "if phase is important" tend sometimes to cloud the issue. Usually, these tests are conducted to prove that phase is relatively unimportant. At the recent Audio Engineering Society Convention (May 1977), the author was told by two people independently, that they had been present at demonstrations in different parts of the world which were designed to show that phase was unimportant. Each said that they heard a clear difference between the two examples presented. The persons conducting the demonstrations proclaimed that no difference could be detected. In one case, no one said anything to the demonstrator. In the other case, people in the audience said they could hear the difference. In the second case, the demonstrator has since reduced the amount of "phase

Fig. 4—Relationship of the time delay vs. frequency for constant phase delays.

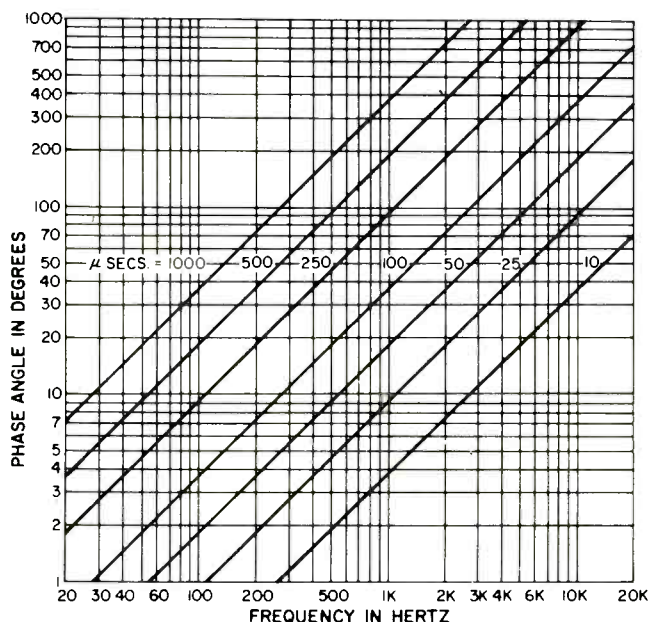
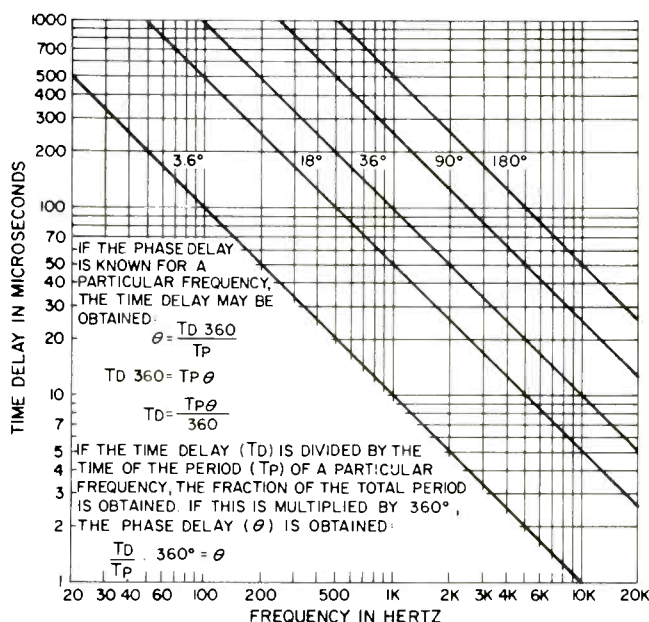


Fig. 5—Relationship of phase angle vs. frequency for constant time delays.





Now the world's finest tonearm starts at less than \$135.

Complete with drive system.

Introducing Dual's three new fully automatic turntables.

You don't have to wait till someday to play your records with the world's finest tonearm. A gimbal-mounted Dual tonearm. You can afford one right now.

We have designed into our lowest-priced turntable, the new 1237, the very same tonearm (and drive system) formerly available only on our highest-priced models.

Advantages of the four-point gimbal suspension.

If you're not familiar with the gimbal, it's understandable. Few other tonearms, at any price, have one — despite its widely acknowledged superiority.

A true four-point gimbal centers, balances and pivots the tonearm mass at the precise intersection of the vertical and horizontal axes. The tonearm maintains the perfect balance in all planes essential for optimum tracking.

The Dual gimbal employs identical pairs of tempered and finely-honed needle-point bearings, each set in miniature ball-bearings. During assembly, each gimbal is individually tested and adjusted to assure that bearing friction will be no more than 0.008 gram vertically and 0.016 gram horizontally. (If there were a cartridge that could track at forces as low as 0.25 gram, this tonearm would do full justice to it.)

Further, the straight-line tubular design (for maximum rigidity and lowest mass) and the settings for zero balance, tracking force and anti-skating are, like the gimbal, identical in every Dual tonearm. The tonearm establishes and maintains the correct cartridge-to-groove geometry, and allows the stylus to trace the groove contours freely, precisely and with the lowest practical force. In short, flawless tracking.

Advantages of the Vario-belt drive system.

Another important inheritance is the Vario-belt drive system. This drive system comprises a high-torque synchronous motor, a precision-machined Vario-

pulley, a precision-ground belt and a machine-balanced, die-cast platter. The Vario-pulley simply expands and contracts for reliable fine-speed adjustments. There are no complicated mechanics or electronic circuitry, which add nothing but cost.

Versatility and reliability too.

We've just described the qualities of the new Dual fully automatic line that will make your records sound better and last longer. But there's more. For versatility, you have fully automatic and manual start and stop, plus provision for multiple play. And cue-control damped in both directions. Plus pitch-control, rotating single-play spindle and multi-scale anti-skating.

Everything we've described applies to the 1237, which is, incredibly enough, our lowest-priced model. And where the 1237 ends, the 1241 and 1245 begin. With an even higher degree of performance. And very handsome, contemporary, low-profile bases.

One further point. All Dual turntables are ruggedly built. They need not be babied, by you or anyone else in your family. As any Dual owner can tell you, they are designed to last for years and years and years.

Now we suggest that you visit your favorite audio dealer and see first hand what Dual engineering is all about. You may then wonder why no other manufacturer puts so much care and precision into a turntable. The answer is simply this. For more than seventy-five years, craftsmanship of the very highest order has been a way of life with the Dual people in the Black Forest. As nowhere else in the entire world.

Dual 1237: less than \$135; base and cover less than \$30 additional.
Dual 1241: less than \$200, including deluxe base and cover.
Dual 1245: less than \$230, including deluxe base and cover.
Other Duals to \$400. Actual resale prices are determined by and at the sole discretion of authorized Dual dealers.



United Audio Products, 120 So. Columbus Ave., Mt. Vernon, N.Y. 10553
Exclusive U.S. Distribution Agency for Dual

Enter No. 9 on Reader Service Card

delay" which so far has still been detectable by some listeners.

Phase vs. Time

At this point, it would be worthwhile to show the relationship between phase and time as they relate to frequency. Since the term "Linear Phase" is used to describe certain loudspeakers, it might be well to clarify what is meant by this term. Most people would probably imagine that "Linear Phase" vs. frequency would mean that the phase at any given frequency would be the same value, and

therefore linear. Figure 4 is a graph which relates the time delay vs. frequency for a constant or linear phase. As can be seen for a constant phase delay of 3.6° , the time delay varies from 500 microseconds at 20 Hz to 0.5 microseconds at 20 kHz. This is a time delay difference of 1000:1. Obviously, this is not what is meant by the term "Linear Phase". What must be meant is a linear change of phase vs. frequency. Another way of looking at this relationship is to compare two frequencies separated by a decade. The period of 1000 Hz is ten times as

long as the period of 10 kHz. 10 complete cycles of 10 kHz can exist during the period of one cycle of 1000 Hz. This means that 10 kHz can go through 3600° while 1000 Hz goes through only 360° . Figure 5 is a graph of phase angle vs. frequency for a constant time delay. If all frequencies are delayed by the same amount of time, the phase will change linearly with frequency. For a constant time delay of 50 microseconds the phase delay at 100 Hz, 1000 Hz and 10 kHz will be 1.8° , 18° and 180° respectively. To be completely accurate in describing the desired condition, the term "Linear Phase" should be "Linear Phase Change."

During the demonstration of the Time-Align™ networks vs. the normal networks with the Altec 604-8G and 604-E loudspeakers, at the Audio Engineering Society Convention (May 1977), comparisons were made by having the demonstrator speak using a half inch condenser microphone. This microphone has a uniform time delay of about 10 microseconds which should not cause it to obscure the time information in normal speech. Lack of time offset between the low and high frequencies with a Time-Align™ network should allow the consonants, Ss, Ts, etc., to line up more accurately with the vowel sounds of speech. The reaction of listeners was quite dramatic. Of course, no claim is made that this was a scientific experiment. However, many people said that they were convinced that Time-Alignment™ was very worthwhile and that the reproduced speech was much more accurate with the Time-Align™ network. The fact that many recording companies have already expressed their desire to install Time-Aligned™ monitors in their control rooms may bode well for the future in terms of much clearer recordings with more judicious use of limiters, compressors, etc. Time will tell! A

What our subscribers know that others don't.

Did you know that the world's most expensive preamplifier for home use (\$1800!) doesn't sound nearly as good as the sophisticated preamp section of a certain \$260 receiver?

That all tone arms could be designed for lower distortion at no extra cost but, perversely, never are?

That the best-sounding power amplifier ever made is probably a low-powered European unit?

That a certain highly venerated \$650 subwoofer suffers from a fatal design trade-off?

Subscribers to The Audio Critic, especially those who started with the first issue (January/February 1977),

know dozens of such unspeakable product truths and are about to learn many more.

Six times a year, The Audio Critic points an implacable finger at the best and the worst in high-end audio, mainly in the form of broad, analytical surveys. (For example, the preamp survey in the first two issues covered 32 different models.)

Since it accepts no advertising, not even from retail stores, The Audio Critic can be much blunter in its equipment reviews than the commercial hi-fi slicks. And since it backs up its listening tests with the findings of its own superbly equipped laboratory and the counsel of highly qualified consultants, it is unlikely to blunder into the technical illiteracies of the "underground" audiophile reviews.

One year's subscription to The Audio Critic (six issues) costs \$28, first-class mail only. (No Canadian dollars, please!) For overseas airmail, add \$5. No single copies are sold for any reason whatsoever, but the unused portion of canceled subscriptions is refundable on request.

We strongly suggest that you begin your subscription with Volume 1, Number 1, in order to own a complete set and be thoroughly familiar with our approach.

Send your \$28 for the first six issues today to The Audio Critic, Box 392, Bronxville, New York 10708.

Volume 1, Number 2

March/April 1977

The Audio Critic

In this issue:

We further explain our philosophy.

We conclude our preamplifier survey (as much as it will ever be concluded), with special attention to the moving-coil scene and to previously untested units. Final recommendations are made.

We bravely confront the almost invincible ignorance surrounding loudspeaker bass response and review some of the newer subwoofers.

We begin our comparative survey of power amplifiers.

Plus our regular features, including some interesting letters to the Editor.

The Small Speaker Revolution is here

It's not how big you make it, it's how big you make it sound.



The day of the big speaker box has past. It's no longer true that the bigger the speaker, the better the sound. A revolution in speaker design is occurring with the introduction of an accurate, high-fidelity loudspeaker that fits comfortably on a table-top, bookshelf, in a corner or even in your car or van. A speaker you can live with that doesn't dominate your living space and make you a slave of your sound system.

Six small speakers

The David® series from Visonik of America is a group of six loudspeakers dedicated to the proposition that "big" is not better. The revolution starts with the pint-bottle sized D-30, D-50 and specially modified D-30M0 speaker system (with mounting bracket for car and RV music systems). Also included are the larger two-way D-60 and three-way D-80 and D-100 speaker systems. Although small, they are progressively larger with deeper bass response and greater power handling capacity.

Don't be a slave to the big box.

Each speaker is the result of extensive research and design . . . German craftsmanship wedded with high technology. The listener will find the David® speaker

extremely linear and accurate with wide dispersion characteristics. They provide full, rich, high-fidelity sound that is comfortable to listen to; there is no coloration, strident highs or boomy lows. The Davids® naturally outperform speakers many times the size and price.

Your ears won't believe your eyes.

Join the revolution—audition a pair of David® speakers and get all the specs at your Visonik® stereo dealer.

VISONIK-DAVID®

1177 65th Street / Oakland, CA 94608 / (415) 653-9711

In Canada: White Electronics, Malton, Ontario

Manufactured by Heco-Hennel & Co. K.G. Berlin, Germany

® Registered Trademark, Visonik KG © 1977, Visonik of America, Inc.

Equipment profiles

Sony Model STR-6800SD Stereo AM/FM Receiver



66

MANUFACTURER'S SPECIFICATIONS

FM Tuner Section

Usable Sensitivity: Mono, 1.7 μ V (9.8 dBf).

50 dB Quieting: Mono, 3.5 μ V (16.1 dBf); Stereo, 45 μ V (38.3 dBf).

S/N: Mono, 73 dB; stereo, 68 dB.

Frequency Response: 30 Hz to 15 kHz, +0.2, -1.5 dB.

Capture Ratio: 1.0 dB.

AM Suppression: 54 dB.

I.F. and Spurious Rejection: 100 dB.

Image Rejection: 75 dB.

THD: Mono, 0.2 per cent @ 1 kHz, 100 Hz, and 10 kHz; Stereo, 0.3 per cent @ 1 kHz & 100 Hz, 0.6 per cent @ 10 kHz.

Stereo Separation: 40 dB @ 1 kHz, 35 dB @ 100 Hz & 10 kHz.

Sub-Carrier & SCA Rejection: 60 dB.

Muting Threshold: 5 μ V (19.2 dBf).

AM Tuner Section

Usable Sensitivity: 250 μ V/M (internal antenna).

S/N: 50 dB.

Selectivity: 35 dB.

Image Rejection: 40 dB.

I.F. Rejection: 35 dB.

THD: 0.5 per cent.

Amplifier Section

Power Output: 80 watts per channel continuous, 8 ohms, 20 Hz to 20 kHz.

Rated THD: 0.15 per cent.

Rated IMD: 0.15 per cent.

Damping Factor: 40.

Frequency Response: Phono, RIAA

\pm 0.5 dB, High Level, 10 Hz to 30 kHz, +0, -2 dB.

Input Sensitivity: Phono, 2.5 mV; High Level, 250 mV.

S/N Ratio: Phono, 72 dB "A" Weighted; High Level, 90 dB "A" Weighted.

Bass & Treble Control Range: \pm 10 dB @ 100 Hz and 10 kHz.

Filters: 6 dB/octave above 5 kHz or 10 kHz, and below 50 Hz or 25 Hz.

General Specifications

Power Requirements: 120 V, 60 Hz, 225 watts.

Dimensions: 19 1/4 in. (48.9 cm) W x 6 9/16 (16.67 cm) H x 16 1/4 in. (41.2 cm) D.

Weight: 36 lb., 7 oz. (16.52 kg).

Price: \$600.00

Sony's Model STR-6800SD receiver is the highest powered of the three units introduced recently by that company. The receiver represents quite a styling departure for Sony, resembling neither that company's earlier receivers nor most of today's competitive units. Control layout may take a bit of getting used to, in that on first impression, things seem to be a bit upside down, but upon closer examination and use, one quickly discovers that the control layout of this receiver has been very logically organized for ease of use.

At the upper right side of the unit are the two most frequently used rotary knobs, the tuning knob and the master volume control. The latter control is calibrated in dB, and adjacent to it is a -20 dB audio muting switch. At the upper

left are a rectangular power On/Off pushbutton switch and signal-strength/multipath and center-of-channel meters. Two indicator lights near the center-tuning meter denote Dolby FM selection and stereo FM reception.

The long dial scale opening, framed in a dark color, is centered on the panel, and FM calibration marks occur at every 100 kHz in linear fashion. Controls just to the right of the dial area include a tape-copy selector (with positions for copying from one tape deck to another, while at the same time listening to any other program source), a tape monitor selector for either of the two tape monitor circuits, and a program selector switch with settings for two phono inputs, FM, AM, or AUX.

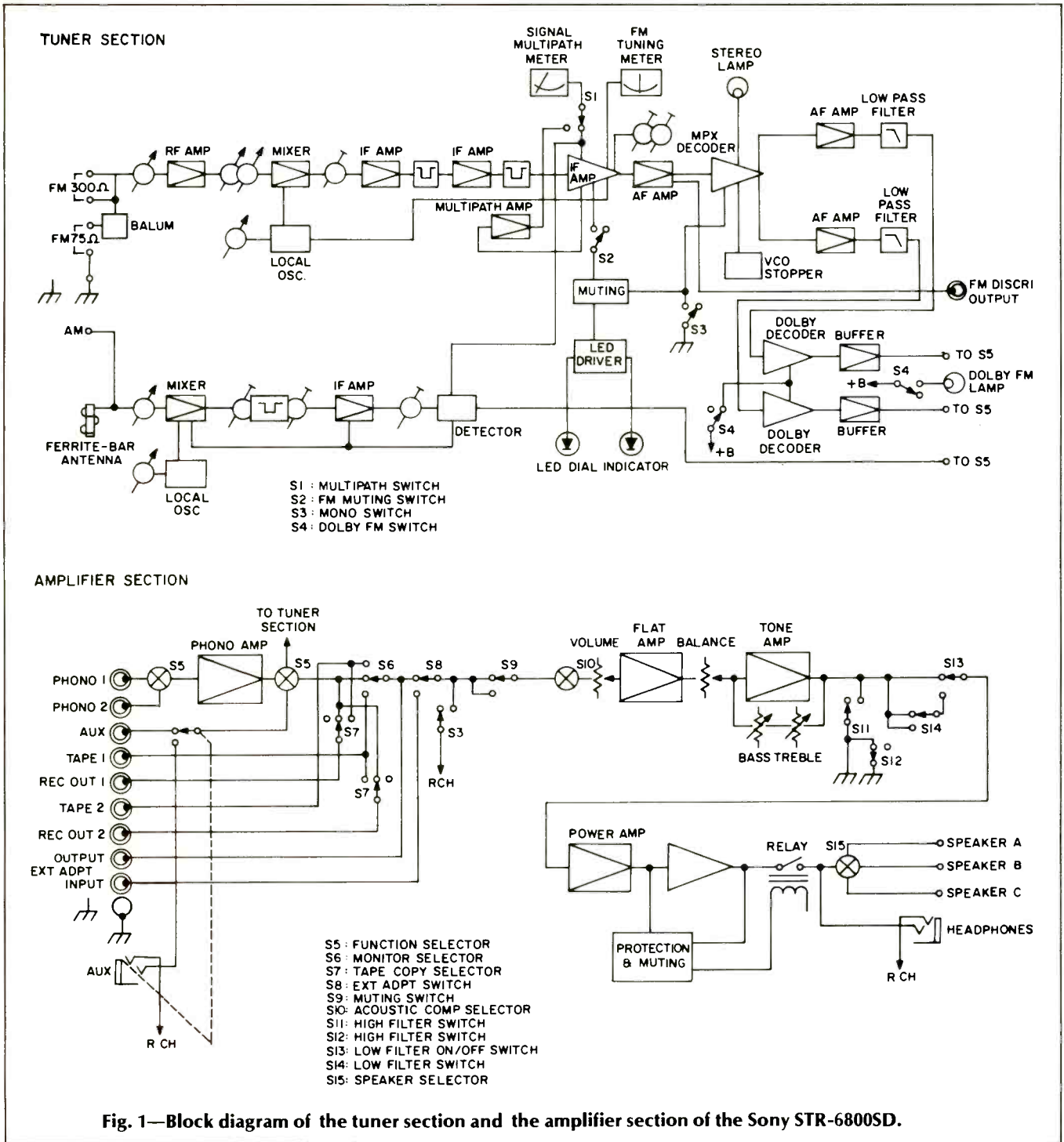


Fig. 1—Block diagram of the tuner section and the amplifier section of the Sony STR-6800SD.

The lower portion of the panel contains a headphone jack, speaker selector switch (three pairs can be connected, of which any one or two pairs can be switched on), four high and low cut filter buttons (providing two cut-off points for each filter), concentrically mounted bass and treble controls for individual channel adjustment, a balance control, and a new control which Sony calls an *Acoustic Compensator Selector*. When set to "low," this control introduces bass boost by a fixed amount. In the "presence" position, mid-range frequencies are boosted, while in the "loudness" position, conventional loudness compensation is introduced. Push-button switches at the lower right handle FM muting, Dolby On/Off (the receiver has built in Dolby decoding circuitry

plus automatic switching from 25 μ S to 75 μ S de-emphasis), switching of the signal meter to multipath indication, mono/stereo selection, and external adaptor selection (a third circuit interruption point like the tape monitor circuits). A stereo phone jack duplicates the AUX inputs on the rear panel, and connection to it of an auxiliary source gives it priority over the rear panel AUX jacks.

The rear panel of the STR-6800SD has three sets of speaker terminals located at the right, along with three unswitched a.c. receptacles. Speaker connections are of the spring-loaded "key" type which accept the stripped ends of the speaker cables. Screw terminals for external AM and 300-ohm FM antennas are provided, as is a 75-ohm coaxial con-

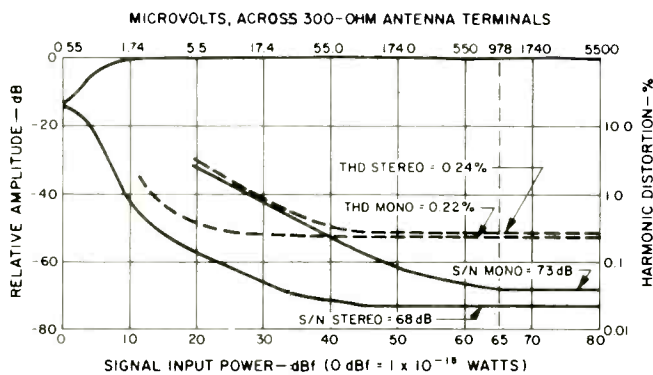


Fig. 2—FM mono and stereo quieting and distortion characteristics.

nector. The standard AM ferrite bar antenna has been positioned below the antenna input and tape out terminals so that the legends associated with the various output and input jacks remain visible at all times. A separate ground terminal as well as an FM discriminator output jack are also provided on the rear panel.

We can remember when Sony used to go to a fair amount of trouble to give a rather complete description of the circuitry used in their products as part of the owner's manual. However, the company has not kept up this practice, and we weren't supplied a schematic diagram with our test sample. Owners can no doubt obtain a complete service manual from the company, but presently we can only reproduce the two sections of the overall receiver block diagram that were provided. These are shown in Figs. 1(a), (b).

FM Tuner Section Measurements

Signal-to-noise ratio and distortion characteristics are plotted as a function of the input signal strength in Fig. 2. (NOTE: Our presentation of these curves has been modified to emphasize the new dBf signal strength notations used in the recently adopted IHF/IEEE Tuner Measurement Standards. This makes for a linear graphic layout, both in the horizontal and vertical axes. Equivalent "microvolt" nota-

Fig. 3—Stereo FM separation (includes the 75 microsecond de-emphasis).

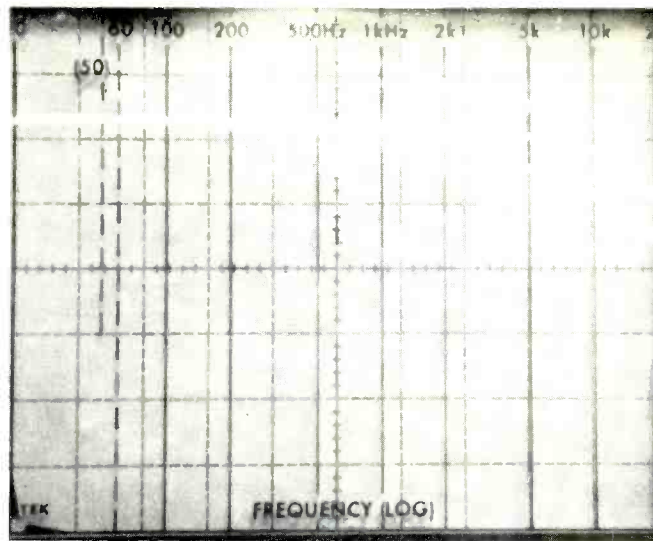
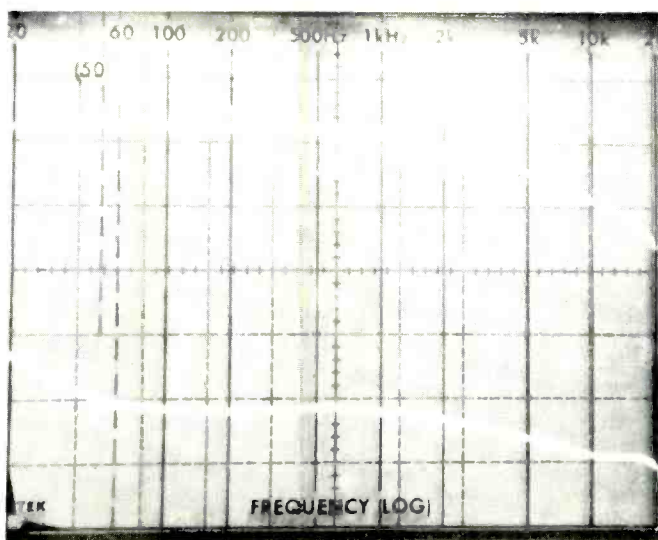


Fig. 4—The 25 microsecond (upper trace) and 75 microsecond de-emphasis characteristics.

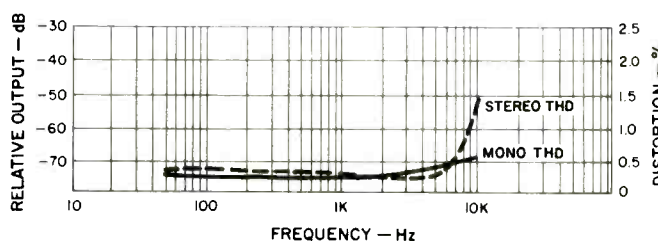
tions, referenced to a 300-ohm antenna impedance, are shown for key dBf values to assist those who have not yet become accustomed to the new dBf values). Usable sensitivity in mono measured 1.7 μ V (9.8 dBf), while in stereo it measured 5.0 μ V (19.2 dBf). The 50-dB quieting point in mono was achieved with a signal input of 2.5 μ V (13.2 dBf), with 42.0 μ V (37.3 dBf) being required for the same quieting in stereo. S/N at 65 dBf measured 73 dB for mono and 68 dB for stereo, exactly as claimed. THD in mono and stereo were almost identical, with readings of 0.22 per cent and 0.24 per cent respectively. Selectivity measured 80 dB, while the various rejection capabilities all measured within a dB or two of published claims. Capture ratio measured 1.0 dB exactly. Figure 3 is a spectrum analyzer plot of separation versus frequency. Separation at 1 kHz measured 44 dB. Figure 4 shows the two de-emphasis characteristics of the FM tuner section (upper trace is 25 microsecond response, used in Dolby setting), while in Fig. 5 we have plotted distortion versus frequency for both mono and stereo FM.

Stereo switching threshold measured 4.5 μ V (18.3 dBf), a perfectly reasonable value in view of the usable stereo sensitivity figure previously noted. Muting threshold measured exactly 5 μ V (19.2 dBf) as claimed. Sub-carrier rejection was 62 dB, somewhat better than claimed. Overall frequency response deviated from flat by no more than 0.5 dB, even at the 15 kHz frequency extreme.

Amplifier Section Measurements

The power amplifier section of the STR-6800SD delivered 96 watts per channel of continuous power for the rated THD figure of 0.15 per cent (99.0 watts per channel for 0.15 per cent IM distortion), while at all lower power levels, THD and IM were considerably lower, as plotted in Fig. 6. At the

Fig. 5—FM Distortion vs. frequency.



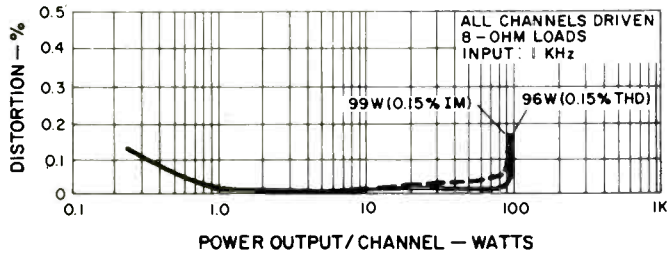


Fig. 6—Harmonic and intermodulation distortion characteristics.

1-watt output level, THD was 0.018 per cent, while IM measured 0.015 per cent. At rated output (80 watts per channel, 8 ohm loads), THD measured 0.014 per cent for a 1-kHz test signal, while IM measured 0.044 per cent. Full power band (frequency extremes at which 80 watts per channel was obtainable with no more than 0.15 per cent THD) extended from below 10 Hz to 26 kHz. Our particular sample would have met its FTC power test even if the unit has been rated at 92 watts per channel instead of the conservative 80 watts. A plot of distortion versus frequency, taken at the 80-watt per channel level, is shown in Fig. 7.

Phono input sensitivity measured 2.6 millivolts for full power output, while high level input sensitivity was 250 mV, exactly as specified. Phono overload, using a 1-kHz test signal, occurred at an input level of 90 millivolts — a bit on the low side compared to some other high quality receivers we have measured recently, but still adequate for use with most cartridges when they are reproducing heavily modulated disc grooves. Unweighted hum and noise in both phono inputs measured 70 dB, while in the high level positions, hum and noise was a high 92 dB. Overall frequency response in phono was within 0.7 dB of the prescribed RIAA playback curve from 30 Hz to 15 kHz, while in high level service, frequency response was flat to within 1.0 dB from below 10 Hz to 25 kHz (-3 dB at 45 kHz).

Range of bass and treble tone controls is depicted in the spectrum analyzer sweeps of Fig. 8, while the action of the "presence" setting of the acoustic compensator switch is plotted (compared with a flat response reference) in Fig. 9. Note that in Fig. 9, the vertical scale of the 'scope presentation has been magnified so that one vertical division equals

Fig. 7—Distortion vs. frequency.

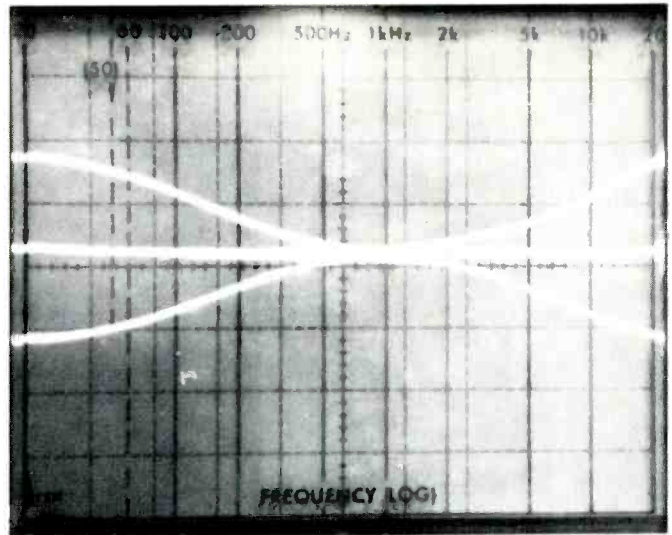
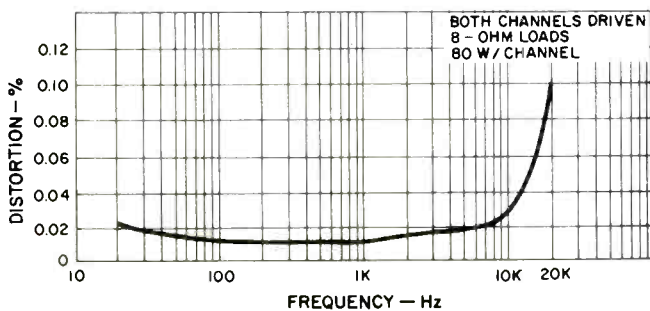


Fig. 8—Bass and treble range with the Sony STR-6800SD.

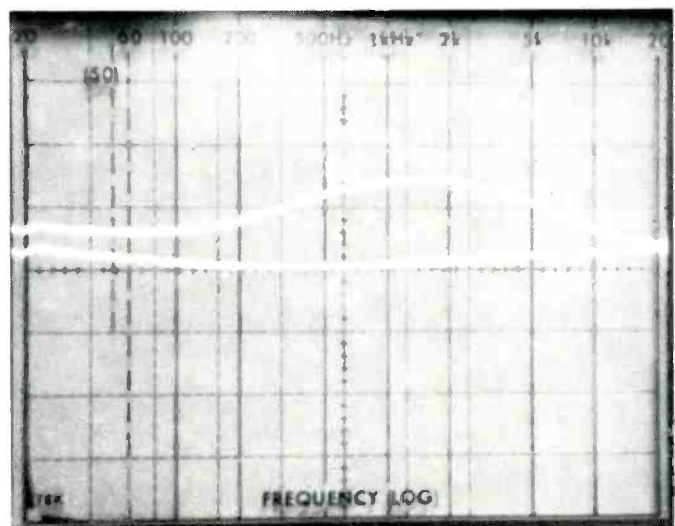
2 dB as opposed to the usual 10 dB per box used in Figs. 8, 10, and 11. Thus, the presence "bump" is approximately 3 dB high at its peak between 1 and 2 kHz. The "low boost" setting of the acoustic compensator switch really duplicates the low end of the loudness control function and is dependent upon the relative master volume control settings. In Fig. 10, we compared the action of the "low boost" setting with that of the more familiar "loudness" setting, in which both low and high frequencies are emphasized at the -30 dB point on the master volume control.

Low and high filter cut responses are plotted, by means of the spectrum analyzer sweeps, in Fig. 11. While cutoff slopes are only 6 dB per octave, Sony has taken care to set the cutoff points sufficiently far away from important mid-range frequencies to make the filters moderately effective in reducing hiss and rumble without interfering too much with musical content.

Use and Listening Tests

Figured purely on a dollars-per-watt basis, the Sony STR-6800SD offers unusually good value for its price. Consider, too, that the built-in Dolby feature alone is worth around \$100.00 if purchased as a separate add-on accessory. Considering the extra control features such as those two-position

Fig. 9—The "presence" setting response. (Note: the vertical scale is altered to 2 dB per division in this graph.)



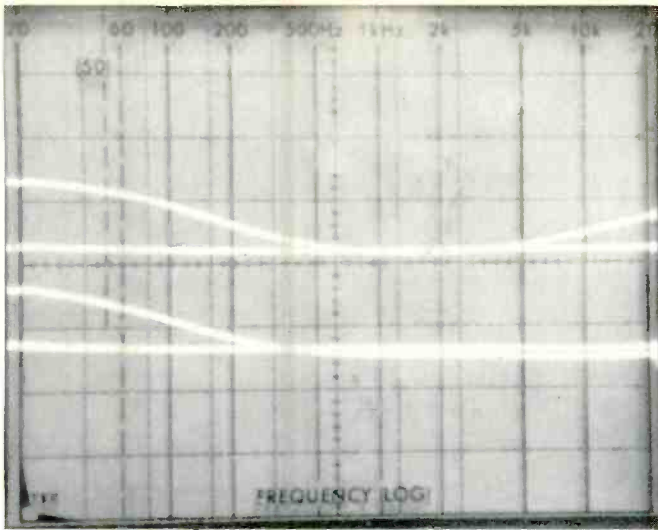


Fig. 10—The “low boost” setting is similar to “loudness” except the treble emphasis is omitted.




Fig. 11—Low- and high-cut filter responses.

high and low cut filters, the unique acoustic compensator feature, the intelligent control layout, and the conservative, cool-running amplifier circuitry, the receiver's inherent worth increases still further.

In our listening tests, the receiver was connected to a pair of low-efficiency bookshelf-type speakers, to which it provided both solid and ample power. Dial calibration was virtually perfect — no small feat when you consider the precise markings on the expanded dial scale. The alternate use of the signal-strength meter as a multipath indicator is very worthwhile and it worked extremely effectively for us. AM circuitry is a bit on the minimal side and not consistent with

the quality of the rest of the receiver — but then this is true of so many high fidelity receivers that it almost need not be mentioned. In using the receiver for recording purposes, we were not bothered in the least by any sub-carrier product beats — so effectively has Sony managed to suppress such output products without sacrificing good FM frequency response in stereo. All in all, it appears that Sony's revamped receiver line involves much more than just a new front panel layout and, in the case of their highest power receiver at least, the company has managed to deliver an outstanding value for a very reasonable price.

Leonard Feldman

Enter No. 70 on Reader Service Card

70

Next to your Oscilloscope, perhaps the most powerful test instrument you can own.



Amber model 4400 Multipurpose Audio Test Set. US list \$3650. Oscilloscope not included.

The Amber model 4400 Multipurpose Audio Test Set—a powerful, comprehensive test instrument combining in a single package almost all the test and measurement facilities needed for professional audio testing.

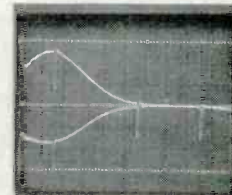
Use it to plot the frequency response of a tape recorder, a microphone or a speaker. Look at the slope characteristics of a filter or equalizer. Equalize a monitor system, measure the crosstalk in a console, check the gain of an amplifier or plot the phase response of a preamp—the 4400 will give you a fast, concise and accurate picture of the performance of a piece of equipment.

It incorporates a function generator with low sine wave distortion, 10 octave log

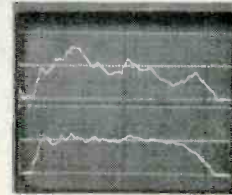
sweeper, tone burst generator, noise generator and high power (over +30 dBm) output amplifier. It has an auto-ranging digital dBm meter with over 150 dB measurement range, a frequency counter, a multifunction filter that can be used as a spectrum analyzer and four digital memories that give you X Y frequency and phase response plots on any non-storage oscilloscope.

A fantastic time saver both in new product development and regular equipment maintenance. If you're involved in professional audio—acoustics, studio equipment, tape recorder maintenance, whatever—find out what the incredible Amber 4400 can do for you.


Oscilloscope photographs of some typical examples of plots made using the 4400 and an oscilloscope.



Swept sine wave frequency response plot of the reciprocal action of a low frequency equalizer. The small negative spikes are markers at 62Hz, 1kHz and 8kHz. The amplitude window between the top and bottom reference lines is 30dB; the horizontal axis is log 20Hz to 20kHz.



Frequency response of the speaker and room in a monitor system. The top trace, with 40dB window between reference lines, is before equalization, the bottom trace after equalization. The source was pink noise and the plots were made using the spectrum analysis mode with a 1/3-octave bandwidth.



Spectral analysis of the noise floor of a tape recorder playing back erased tape. A 2% filter bandwidth was used. Bottom reference line is -90dBm, top -30dBm. Second trace is phase shift versus frequency between two reproduced tracks. Top reference line is +180°, middle 0° and bottom -180°. The marker is at 4kHz in the 20Hz to 20kHz sweep.

amber

Amber Electro Design Limited
1064 Golf Road
Montreal, Canada H3E 1H4
Tel: (514) 769-2739
Telex: 05-25451

Exclusive Export Agent
Gotham Export Corporation
741 Washington Street
New York, New York 10014
Tel: (212) 741-7411
Telex 12-9269

Enter No. 1 on Reader Service Card

Tandberg Model TCD 330 Cassette Deck



MANUFACTURER'S SPECIFICATIONS

Frequency Response: 30 Hz to 18 kHz.

Harmonic Distortion: Less than 3 per cent at 0 dB.

S/N Ratio: 65 dB at 3 per cent THD with Dolby.

Separation: 35 dB.

Crosstalk: 60 dB.

Input Sensitivity: Mike, 0.15 mV; line 80 mV at 470 kilohms.

Output Level: Line, 1.5 V, headphones 5 mW @ 8 ohms.

Wow and Flutter: 0.18 DIN wtd. peak.

Speed Deviation: 0.5 per cent.

Dimensions: 18 1/2 in. (47 cm) W x 4 1/8 in. (10.5 cm) H x 9 1/8 in. (23 cm) D.

Weight: 15 3/4 lbs (6.6 kg).

Price: \$995.00.

71

The Tandberg TCD 330 three-head cassette deck provides excellent overall performance with a number of interesting and helpful features. Its appearance is similar to other Tandberg products, with an aluminum front panel, wooden end pieces, and the square push-button switches. The TCD 330 can be operated either horizontally or vertically, on a table or even hung on a wall. Snap-on feet are provided to ensure stability in the vertical on-table position, used for the following description. The output level slide pots are at the left, with the headphone jack below. The two peak-reading meters are scaled from -30 to +5 dB with the Dolby level reference at -2.5 dB. The white and red scale with the blue background and the good illumination combine to make for good meter legibility. Below the two meters is a rather imposing row of large push-button switches, each with its own status light. Starting from the left, the power On/Off switch is first, followed by the Dolby button, and then a selector for decoding FM/Dolby broadcasts. The Normal/Special tape switch is next, and then the Memory On/Off. The Monitor switch to the right allows selecting either Source or Tape (from the unit's playback head) to be fed to the outputs. The meters, however, always show source (or record level) except for record head alignment or when a tape is simply being played. The last button in the row is the Rec Preset switch. If the preset is not On, a recording cannot be started

even if Record and Play are accidentally pushed at the same time. Once the switch is preset, however, a recording can be started just by pushing Record.

Below are the light-touch tape-motion switches with Rewind, Stop, and Wind centered between Play on the left and Record to the right. Logic control permits switching in any order with the exception that Record is only possible from Stop, or Play if both buttons are held in (Rec Preset pressed). At first the layout seemed a little odd, but in use the convenience of it seems very logical. Play is near the headphone jack and the output level controls: what else to play the tape for but output? Record is handily under the preset switch, and the mike jacks and the input pots are just to the right. Below the counter is the control button for the Eject solenoid. On the back of the unit is a manual release for the cassette which can be used when the power is off. The well opens up for cassette insertion from the right. Removing the snap-in cover provides easy access for all cleaning and demagnetization tasks. A window in the cover and a light in the bottom of the well facilitates observation of tape motion. All the way to the right is the access door for the 10 kHz alignment tone switch and the record-head azimuth adjustment. When the test tone is turned on with the deck in Record, its playback level appears on the right meter. The record-head adjust knob is turned for a maximum in-

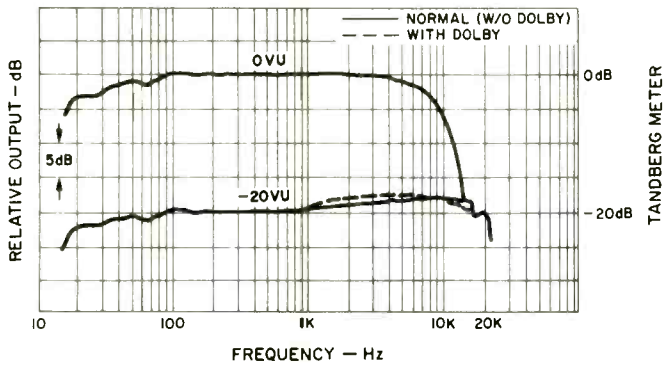


Fig. 1—Frequency response plots with Maxell UDXL tape with the Normal tape select.

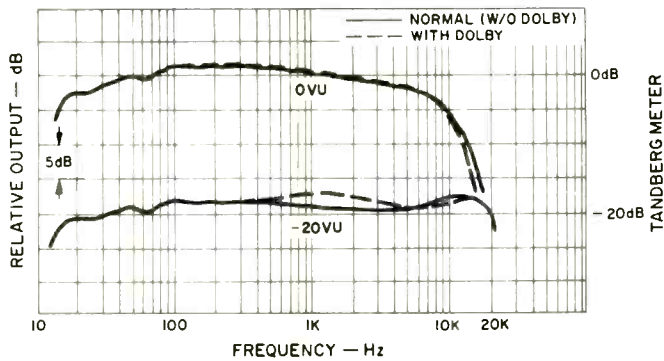


Fig. 2—Frequency response plots with the Maxell UDXL II tape with the tape select on Special.

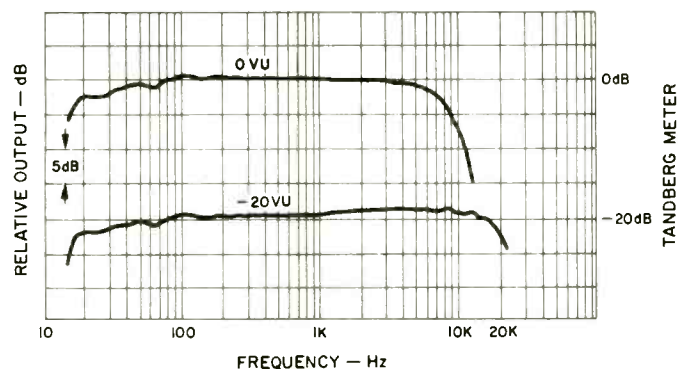


Fig. 3—Frequency response plots with the Ampex 20-20+ with the Normal tape select, both with and without Dolby. The Capitol Music tapes are substantially identical with the Ampex.

dication, thereby ensuring alignment with the playback head. Access is also provided for playback head adjustment by qualified personnel using an alignment tape.

On the top are the line in/out connectors, the multiplex filter switch and a remote-control socket. A snap-on cover keeps cabling snug to the unit for an extra-neat appearance. Holes in the back metal cover provide access to adjustments, but there are no labels either there or on the large circuit board revealed with the removal of the cover. Elements of the dual-capstan closed-loop drive system could be examined with this view. There was a good-sized hysteresis-synchronous motor which belt drives the flywheels of the capstans. The two direct-drive d.c. motors are servo controlled with motion sensing and pre-tensioning for fast, smooth tape handling without loops or excessive tension.

Performance

The playback responses of the Tandberg TCD 330 were within 2 dB for both the 70- and 120-microsecond equalizations at all frequencies, except for slightly greater droop at the highest frequencies with the chrome EQ. The record head was aligned for each test cassette using the built-in 10 kHz test tone. After alignment, an external 10 kHz signal was recorded on both channels, and playback was fed to a two-channel scope. The average phase discrepancy was only three degrees, with a maximum error of just eight degrees. This is excellent alignment, and it might be noted that the average phase error at 1 kHz would be 0.3 degrees. Tests with pink noise and the third-octave real-time analyzer showed that good results were obtained with Ampex 20-20+, Capitol Music, Nakamichi EXII, and TDK Audua, as well as with the Maxell UDXL and UDXLII cassettes supplied with the unit. Record/playback responses were run at *Normal* settings with Maxell UDXL, Capitol Music and Ampex 20-20+. The results were almost identical, within 3 dB at meter zero from 19 Hz to 8 kHz. At -20 dB, the responses extended from 17 Hz to over 20 kHz, notably better than the 30 Hz to 18 kHz specification. With the UDXL and *Special*, response at meter zero was from 18 Hz to 7 kHz, and from 17 Hz to 20.4 kHz with the record level 20 dB lower. The results with Dolby were very close for all tapes, with a little boost around 2 kHz at -20 dB for the Maxell tapes. A record/playback response 2.5 dB down at Dolby level, more in accordance with the zero level of other machines, showed a headroom limit of 9 kHz.

Measurements of HD_3 (third harmonic distortion) vs. level with a 1-kHz test tone were made from -15 to +6 dB. The results with Maxell UDXL and UDXLII were very similar. HD_3 was about 1.4 per cent at meter zero, much less than the specified 3 per cent. At Dolby level, HD_3 was 0.8 per cent, and at -15 dB, it was down to 0.06 per cent. Operation with Dolby reduced the distortion figures by 20 to 30 per cent. Data was also obtained on HD_3 vs. frequency from 30 Hz to 7 kHz with Maxell UDXLII at meter zero and 10 dB below that. At the lower record level, the distortion was 1.0 per cent or less from 30 Hz to over 6 kHz.

The signal-to-noise ratio was 52.2 dBA (A-weighted) at meter zero for UDXL tape and 55.3 dBA for the UDXLII tape. With a reference level where $HD_3 = 3$ per cent, the ratio was 55.3 dBA for UDXL and 58 dBA for UDXLII. With Dolby and $HD_3 = 3$ per cent, the figures were 62.9 dBA for UDXL and 65.6 dBA for UDXLII, both excellent results. Separation from one track to the other was 35 dB, exactly as specified. Crosstalk to the adjacent track of opposite play direction and erasure were both at least 75 dB down, excellent performance. Mike input sensitivity was 0.16 mV, better than most decks and substantially to specification. Line input was 77 mV, slightly better than the spec. The multiplex filter notch was

28 dB down at 19 kHz. The playback of 0 dB record was varied with the output pots with a maximum of 1.4 volts, somewhat less than the specified 1.5 volts, but still considerably higher than most decks. Headphone drive into 8 ohms was 880 mV, producing a high and easily controlled volume. The two meters tracked very closely, and the scale markings were without error from -10 to +5 dB. The TCD 330 zero level is higher than most others, actually 2.5 dB above the Dolby reference. The feed to the meters is after record EQ, rather than the more-common before-EQ connection. The response was up 4 dB at 30 Hz, 6 dB at 10 kHz, and about 12 dB at 20 kHz. With the relatively limited headroom of cassette systems, this scheme helps to ensure that high-level sounds at the frequency extremes aren't distorted or self-erased from too high a recording level. Measurements of the meter dynamics showed that the indications were down just 1 dB with a 90 millisecond 1 kHz tone burst. Additional checks proved that the response met the requirements of British Standard 4297 for peak program meters. The slower decay time was judged to be well chosen for operational use.

The lowest measured flutter was 0.02 per cent DIN weighted peak, with an average value of 0.065 per cent. These figures are outstanding for a cassette deck, and much better than the specified 0.18 per cent Wtd peak. Tape play speed was measured to be 0.6 per cent fast, slightly above the specified 0.5 per cent limit. Speed variations with time or with line voltage were negligible. Rewind time was 44 seconds, much faster than many units, and the winding was smooth throughout. The built-in slow-up near the end resulted in a low-stress non-bang stop. Cassettes were inserted with varying amounts of purposely-introduced slack and the pre-tensioning system promptly eliminated any loose loops. With the cassette well cover removed and the deck in play, a small screwdriver was used to stop rotation of one spindle and then the other. The take-up motor's brush-noise sensor detected the condition generating the loose loop, putting the deck into Stop before any damage had been done to the tape. When the supply hub was stalled, that motor's sensor caused a switch to Stop quite promptly. A small amount of curling was noted on one edge of the tape, but at worst the effect on the recorded music was minor. Such purposely generated problems might not be common, but Tandberg's sophisticated design does provide possible benefits not available in other decks.

In-Use Tests

The deck was easily operated either horizontally or vertically. The horizontal orientation facilitated cassette insertion and removal and was more suitable for on-shelf use, but the in-panel meters were harder to see. The vertical position was used most of the time for better observation and operation during the testing. All controls and switches worked smoothly without any malfunctions during these tests, including a concerted effort to defeat the tape motion controls and their associated logic. The status lights were useful, particularly with the quiet operation of the deck. The peak-reading meters were easy to read and record levels could be set more quickly than would be the case with VU-type meters. Personally I liked the TCD 330 approach for monitoring while recording. Even when switched to Tape, the meters continue to show the record level, and the output level pots set headphone and line levels. I've always been a little nervous when I switch to monitor on a typical unit, and then in setting a good listening volume, end up with nothing showing on the meters.

The record head was aligned for all cassettes used in the course of this evaluation with the built-in 10 kHz test tone. As the adjustment is made while monitoring playback, any

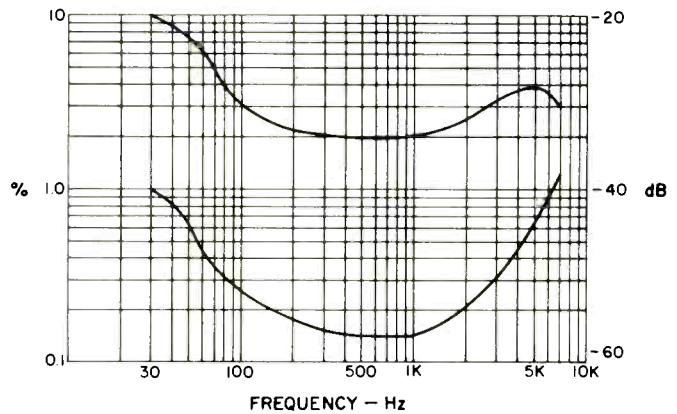


Fig. 4—Third harmonic distortion vs. frequency with the Maxell UDXL II tape and Dolby off with the meter readings at 0 and -10.

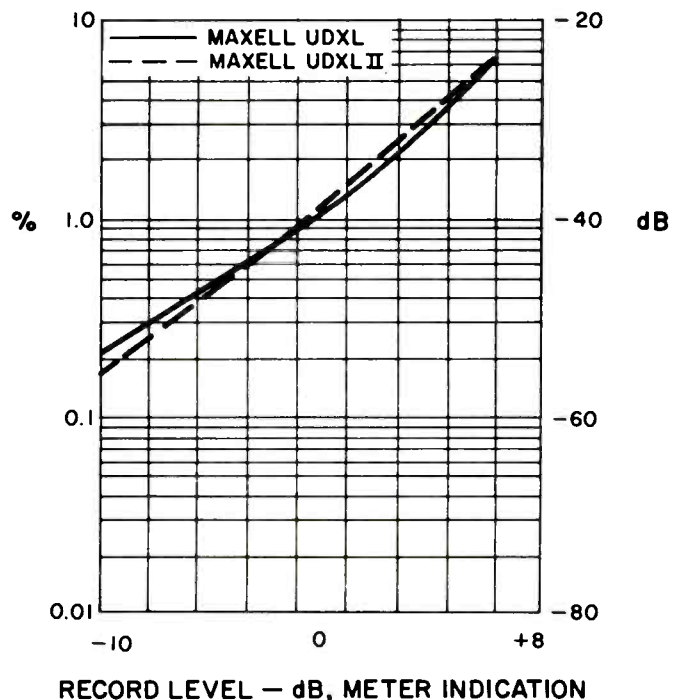


Fig. 5—Third harmonic distortion vs. record level with the Maxell UDXL and UDXL II tapes with the Dolby off (at -15 dB the THD was 0.06 per cent).

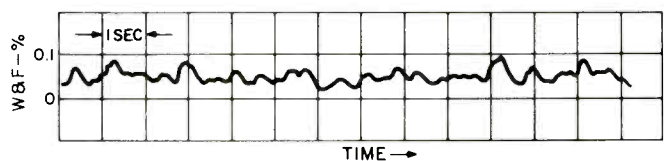


Fig. 6—The weighted peak wow and flutter at tape middle; the wow and flutter at the start and finish are substantially the same.

variations from tape record sensitivity, bias requirements or poor tape/head contact are shown at the same time.

The instruction book is not very detailed and does not include a schematic...but it is well written and includes very good illustrations. There is a limited list of recommended tapes, which is consistent with the lack of information on internal adjustments that might be required for other tape formulations. The listening tests included both FM and discs, switching back and forth from *Source* to *Tape*. This monitor switching generated no detectable clicks. Record on/off

transients were substantially at tape noise level. No problem ensued from having the multiplex filter switch out of sight, but for the forgetful it would also be "out of mind." It didn't take long to conclude that playback was "as in" except when levels were set extra high. The good low-frequency response was particularly evident with one rock-band recording. Overall, the premium-priced Tandberg TCD 330 provides excellent performance, particularly in some areas, and a number of interesting and helpful features for the serious audiophile.

Howard A. Roberson

Enter No. 71 on Reader Service Card

AKG C451E Condenser Microphone System

MANUFACTURER'S SPECIFICATIONS

CK1 Microphone Capsule

Type: Pressure Gradient.

Frequency Range: 20-20,000 Hz.

Directional Characteristic: Frequency-independent cardioid.

Sensitivity at 1000 Hz: 0.95 mV per microbar; 0.95 mV/Pa; -41 dBV/Pa; -38 dBm.

Unweighted Noise Level: 3.6 microvolts eff., -107 dBm.

Weighted Noise Level: 2.2 microvolts eff., -111 dBm, filter CCITT-c/DIN 45-405.

Equivalent Noise Level: 21 dB.

Capsule Capacity: 27 pF.

Weight: 20g; gross weight, 60g.

Temperature Range: -20°C (-4°F) to +60°C (140°F).

Humidity: 99 per cent at 20°C (68°F), 95 per cent at 60°C (140°F).

Dimensions: 18mm diameter x 26.3 mm long.

The above measured with an AKG standard measuring preamplifier with following data: no-load amplification, 0.47; input capacitance, 12 pF; polarization voltage, 62 V.

C451E Preamplifier

Type: FET preamplifier.

Frequency Range: 5-30,000 Hz.

No-load Amplification: 0.47 ±0.5 dB.

Source Impedance (20-20,000 Hz): ≤ 200 ohms.

Supply Voltage: 9 to 52 d.c. Sensitivity is proportionally reduced from 7.5 to 9 V.

Noise Level: see CK1 data.

Current Consumption: ≤ 5.5 mA (DIN 45-596).

Sensitivity to Magnetic Stray Field: At 50 Hz, 5 microvolts/50 milligauss (-138 dBm, 1 milligauss); at 100 Hz, 8 microvolts/50 milligauss; at 1000 Hz, 80 microvolts/50 milligauss.

Load Impedance: ≥500 ohms.

Harmonic Distortion at 1000 Hz (UE= 200 mV): ≤0.5 per cent.

Weight: 74g, Gross Weight, 370g.

Temperature Range: -20°C to +60°C (-4° to 140°F).

Humidity: 99 per cent at 20°C (68°F), 95 per cent at 60°C (140°F).

Dimensions: 18 mm diameter x 120 mm long.

Connector: XLR-3 pin male.

(dBm) values computed for 150 ohm impedance.

Prices: C451E combination, \$229.00; complete with CK1 microphone capsule, C451E preamplifier, W3 foam windscreen, and SA15/1 stand adapter.

Optional Accessories

B46E battery supply unit (9V), \$75.00; MCH-20 extension cable, XLR plugs, \$13.00; H60 elastic suspension, \$18.00, and H15 elastic suspension, \$37.00.

74

The AKG CMS Series includes a large "a la carte" selection of studio-quality condenser microphone components. These include microphone capsules, preamps, power supplies, windscreens, "shotgun" pipes, and mountings. From these interchangeable modular parts, the user may assemble microphones varying from a pop-proof cardioid mike for close talking to a "shotgun" type for distant sound pickup.

We tested a cardioid system suitable for many professional or advanced audiophile applications in speech or music pickup. The CK1 capsule is a cardioid type with nominally flat frequency response. The capsule housing is an acoustically open structure enclosing the transducer element, which is similar in size to a stack of three or four nickels. The gold-film coated plastic diaphragm is stretched and cemented to the front of the transducer. The membrane has a rough surface which AKG says is a micro-

embossed pattern which controls tension. Apparently this is similar to the embossed corrugations in a ribbon which serve to increase compliance and stabilize the tuning. The exterior of the transducer is coated with an organic finish which probably keeps out moisture. The rear sound port is a sintered metal disc about 1/4-inch in diameter. This disc is made to pass sound and barometric pressure, but retard moisture.

The CK-1 is advertised as stable with temperature and humidity, and we can believe this after examining the transducer. We are not equally well impressed with the electrical contact arrangement, which reminds us of a carbon microphone. The "hot" center contact is via a gold-plated spring which may have a resonance at some audible frequency. This spring also presses the gold-coated diaphragm against the case, forming the ground connection.

The C451E preamplifier is a FET-input discrete component circuit. A balanced low impedance output is provided by a transformer. The C451E "handle" also includes an integral 62-volt power supply for polarizing the capsule. A standard two-wire shielded microphone cable carries audio away from, and brings d.c. power to, the preamp. A so-called "phantom" power circuit is used. The audio signal is balanced to ground, but the d.c. is an unbalanced "common-mode signal." D.C. power, for our test, was obtained from the B46E battery supply. This contains an audio transformer with the primary center tap connected to the positive terminal of the 9-volt battery. The user may be able to provide power from the recorder or mixer and save on the cost of this accessory.

The "phantom" power arrangement is obviously compatible with either dynamic or ribbon microphones. In other words, the "common-mode" d.c. will have no effect if an electrodynamic mike is plugged into the condenser input. However, if you make a wiring error, the ribbon or voice coil could be destroyed. The output of the B46E is a balanced, low impedance line with no d.c. on it.

The application of the other accessories is obvious, but the cable deserves mention. AKG has engineered their own high quality microphone cable with long flex-life conductors and an especially tough plastic jacket. These cables are available in four colors which is a boon to multi-mike setups.

Packaged along with the microphone capsule was a frequency response graph, which showed the CK1 capsule to be +3-6 dB from 40 Hz to 15 kHz. Enclosed with the hardware was a data sheet on the preamp alone and a two-page pictorial showing the CMS line. We received separately a batch of microphone applications information intended for audiophiles and musicians, emphasizing the AKG dynamics, but not describing how the CMS studio condensers might be used in these applications. We were not supplied the usual explicit instructions (connect jack "A" and socket "B") which accompany most domestic microphones. (Editor's Note: We understand that AKG has a new owner's manual in progress, but was not able to complete it in time to supply one for the review.)

Laboratory Tests

The impedance curve (Fig. 1) shows that the impedance is not 200 ohms or less from 20 to 20,000 Hz, as specified, though it is within spec from 25 Hz to 8 kHz. We suspect that the transformer in the battery pack may be responsible, but AKG does not specify what effect this transformer may have. The rise at 20,000 Hz is due to the leakage inductance of preamp and battery pack transformers. It had no effect on frequency response when the mike was tested with a broadcast preamp. We recommend a load of not less than 1000 ohms,

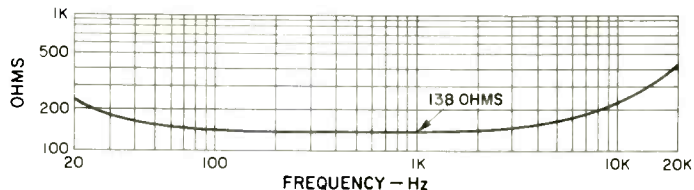


Fig. 1—Impedance of the AKG C-451E microphone.

corresponding to a high-quality 150-ohm "unloaded" input. The rise at 20 Hz is caused by the output coupling condenser in the preamp. This may indicate an undersized capacitor which could cause some loss in low frequency response if load impedance is not high enough.

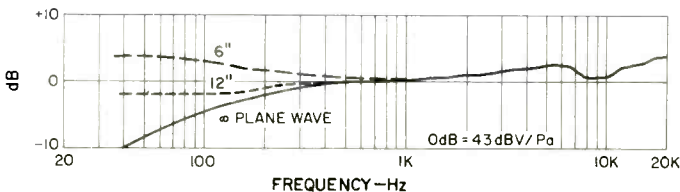
The frequency response (Fig. 2) shows a smooth and slightly rising response. From 500 to 20,000 Hz, the AKG is somewhat flatter and smoother than our RCA BK-5B reference microphone. Above 500 Hz, our curve agrees precisely with the calibration curve supplied with the microphone. Below 500 Hz, it is flat at 12 inches, but with a pronounced rolloff for plane waves or sources greater than 3 feet away. The AKG may be preferred for high fidelity reproduction of treble instruments, voice, or the close miking of bass instruments, but it's my opinion that it will not be as good as the BK-5B ribbon mike for distant miking of symphony orchestras, as mentioned later. The AKG curve shows the response of the capsule only, which is down 6 dB at 50 Hz. Apparently, the preamp and battery box account for an additional 2 dB loss at 50 Hz, which might be reduced with alternative powering arrangements. (Editor's Note: AKG confirms that statement.)

The low frequency response of the AKG is similar to the V1 (voice) response of the BK-5B. This is an excellent characteristic for distant speech pickup as it suppresses low frequency room noise. The AKG should be good for pickup of stage plays or opera.

The sensitivity of the AKG is more than 10 dB higher than the BK-5B or other electrodynamic microphones. For most applications, we recommend a 10-dB attenuator at the input of the mixer or recorder. AKG sells attenuators for use between capsule and preamp for use with high sound levels, though with normal sound levels these will degrade signal-to-noise ratio. We found the CK1/C451E will not clip on peaks up to 130 dB, so there is little need for the capsule attenuators—unless you are recording jet aircraft. In-line attenuators are available for low impedance microphones from several manufacturers. Take care that an attenuator does not interfere with d.c. powering.

The directional characteristics (Fig. 3) show a cardioid unidirectional pattern that is extremely uniform with frequency. It is superior in this respect to almost any mike we've tested. This means that undesired sounds of all frequencies will be uniformly rejected, and the sound of distant sources in reverberant rooms will be most accurately reproduced.

Fig. 2—Frequency response vs. distance.



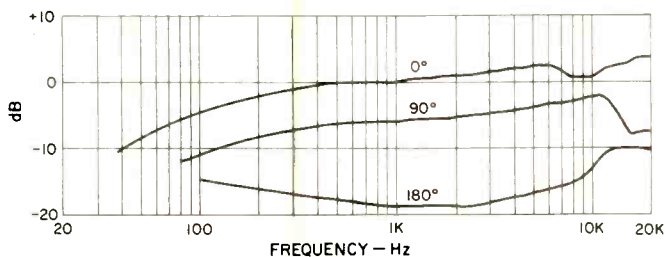


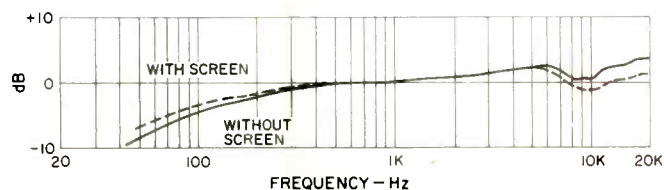
Fig. 3—Frequency response vs. angle.

While tapping the AKG microphone, we noticed a bell-like ringing sound that decayed slowly. We made a one-third-octave band spectrum analysis of the vibration noise of the AKG compared to the BK-5B (Fig. 5). Some of the higher noise of the AKG can be attributed to the higher mass of the condenser diaphragm as compared to the ribbon. The 630-Hz resonance is far more annoying than it seems on the graph, and we suspect it may be related to the contact spring. The 630-Hz resonance could also be related to the acoustical resonance of the preamp case's air space. The vibration sensitivity of the AKG is not significantly reduced by the H60 shockmount. We did not try the H15 mount which looks like a better design. If you have a vibration problem that the H15 doesn't solve, try adding some mass to the microphone.

The H60 shockmount which we tested is a small shockmount, intended for use with a floor or desk stand. It is very compliant in a direction parallel to the microphone axis, but very stiff in the perpendicular direction. The H15 mount is a larger one which could be used on a mike boom or stand, and it will probably have reasonably equal compliance in all directions. As with all low-mass mikes, the AKG is difficult to isolate and a very compliant mount is required.

Another indispensable item is the windscreen, which is supplied as part of the C451E "combo" package. The wind and "pop" sensitivity of the CK1 is very high. The integral capsule grille is formed by one piece of wire mesh which is both too open and too close to the diaphragm to offer much protection. We found that the foam windscreen offers excellent protection, virtually eliminating wind and "pop" noise. It would be a good idea to use this screen for all applications, but what effect does this use have on performance? We tested frequency response for each cardinal direction: 0°, 90°, 180°, both with and without the screen. The effect of the screen was minor, but easily measured with this high quality microphone. Only the 0° response (Fig. 4) is shown, for clarity. Significant but not objectionable changes were noted in the 90° and 180° responses. High frequency response is slightly reduced because the screen acts as a resistance in series with the acoustically capacitive diaphragm. If this were a pressure (omnidirectional) microphone, no change in low frequency response would be observed. The bass response of the AKG is improved because the screen

Fig. 4—Effect of foam windscreen on the AKG C-451E Microphone.



covers the side sound entrances. You may imagine that less sound reaches the rear of the diaphragm, and since it responds to the pressure gradient (difference between front and rear pressure), the net pressure acting on the diaphragm increases. The screen has a net flattening effect on response, and we recommend it be used at all times. AKG offers an attractive metal screen with foam lining that is more durable. The frequency response must suffer a little from acoustic reflections off the metal screen, so the plain foam screen performs best.

The phasing test with the EMT Polarity Tester revealed that the red wire of the output cable from the battery box is positive with positive sound pressure. Before you conclude that this fully agrees with EIA standards, read RS-221 paragraph 3.3 again: "...in phase terminal shall be the red (or other than black) conductor, the out-of-phase terminal shall be the black conductor." Since the cable does not contain a black conductor, the AKG system does not conform to standards. We recommend that AKG follow EIA RS-215 which calls for red and black conductors in broadcast microphone cables. (Editor's Note: The B-46E power supply is now being supplied, says AKG, complete with a standard XLR-type connector mounted on the output cable. Both the microphone and the power supply are phased [poled] "pin 2 high," i.e. positive acoustic pressure on the microphone's diaphragm will result in a positive voltage on pin 2 with reference to pin 3. This follows IEC standard 268-12 and IEC 268-4.)

We found the MCH-20 extension cables to be of excellent quality. The Swiss-made three-pin connectors are inferior to either the Cannon XLR or Switchcraft A3 type connectors. The strain reliefs are a positive sort, in that they continue to tighten as force is applied. The ones on the set supplies needed additional tightening, as they were a bit loose when received, and the cable could be twisted inside the relief. The female connector did not mate easily with the plug on the microphone. (Editor's Note: These connectors were from the initial production run, and several design changes will be implemented in the final product available by the end of this year. AKG says that their original design intent was to provide a connector with a compliant insert which would be compressed during mating to prevent rattling during use.)

Subjective and Listening Tests

We recall from the classic theoretical studies that a condenser microphone with less than approximately 150 volts, polarization could be too noisy. The AKG uses 62 volts, but was quiet enough that we could not measure the noise without replacing the microphone with a capacitor. Subjectively, it seems quiet enough for most applications, but if you intend to use it for extremely low sound levels, we suggest you check the noise level first.

As previously indicated, the preamp has quite a high output capability and did not clip or distort with any sound we could generate, up to about 130 dB.

The very low magnetic hum sensitivity rating was difficult to believe, what with the unshielded transformer in the pre-amplifier. We found the hum to be less than our BK-5B reference microphone so we believe the specification is correct. The CK1/C451E is extremely impervious to magnetic fields. AKG transformers utilize D-U laminations and two separate coils, which is a hum-bucking design.

The mid range and high frequency sound is extremely clear and transparent, and perhaps just a little cleaner than our BK-5B. The bass response sounds a little thin compared to the BK-5B for sound sources such as a bass viol in an orchestra where just two microphones are used at a great distance. For close miking and most "pop" music, the AKG is

just about the best microphone we've heard. But for classical recordings, the BK-5B or 77-DX ribbon microphones remain our favorites, as the small orchestras we record are always weak on bass.

The quality and durability of the AKG products is excellent. Most parts are abrasive blasted and nickel plated, resulting in a very tough finish. Biomechanics are good, save for the stand adapter. It is very difficult to slide the microphone into the plastic clamp because neither microphone nor clamp have chamfered edges. These remarks apply to the clamps on the SA15/1 and H60. (Editor's Note: AKG says they are now changing the adapters to a less rigid material for an easier fit.)

Our conclusions from the tests: As an exdesigner of ribbons, I have to admit a built-in bias against batteries and power supplies and—in fairness—point out that this system would normally be phantom powered in the studio, though again this is another subsystem which at least potentially can

Enter No. 72 on Reader Service Card

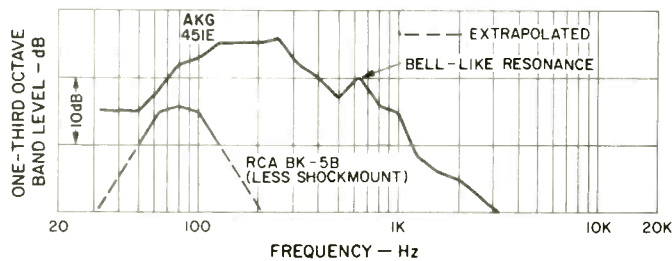


Fig. 5—Analysis of tapping noise (see text for discussion).

break down. Be that as it may, for the devotees of "condenser sound," we can state that the AKG CK1/C451E is one of the best condensers we have tested and certainly not the most expensive. We can enthusiastically recommend the AKG to anyone wanting a condenser microphone. Jon Sank

Pioneer Model 510A Direct-Drive Manual Turntable

MANUFACTURER'S SPECIFICATIONS

Motor: d.c. servo.

Speeds: 33 1/3 and 45 rpm.

Wow & Flutter: 0.03 per cent W rms.

Rumble: 68 dB, DIN B.

Arm Length: 9 1/4 in. (22.1 cm).

Cue Control: Oil damped.

Dimensions: 17 in. (43.2 cm) W x 14 1/4 in. (36.2 cm) D x 6 1/4 in. (15.9 cm) H.

Power Consumption: 5 watts.

Price: \$200.00.



Direct-drive turntables are becoming more and more popular with new models appearing on the scene almost every week. Most of them are fairly expensive, but there are several now available, at the \$200.00 mark, which thus offer excellent value for the money. One of the best examples of these is the Pioneer 510A which compares favorably with models costing nearly twice as much — and what's more it doesn't look cheap! It has the same level of styling and finish

as the more expensive units, and nothing appears to have been skimmed on.

The S-shaped arm is made of polished tubular aluminum, and balancing is both vertical and lateral. A weight slides on an extension rod projecting out from the left-hand side of the arm near the pivot, and the adjustment is not critical. The headshell is the low-mass type, and it is locked to the arm by the usual collar. Controls are all located to the right, on a neat satin-finished panel, with the *Off/On* switch at the front of the unit. This switch is unusual as it also controls the cueing. The *Off* position is at the rear and in moving the lever forward to the center position you start the motor, while bringing it forward again to the third position at the front lowers the tonearm onto the record. This takes a little getting used to, but it's all quite logical enough. Behind this dual-purpose switch are two pushbuttons for 33 1/3 and 45 rpm, and behind those are the variable speed adjustments. At the rear alongside the tonearm base is the anti-skating adjustment, which is calibrated from 0 to 4 grams.

At the left front is the strobe lamp, protected by a cover, with the strobe markings on the edge of the platter, which, incidentally, weighs just under 3 3/4 lbs. (1.7 kg). The motor is a d.c. servo type, and all bearings are permanently lubricated. The unit is styled in matte black and silver with a woodgrain vinyl base which stands on four acoustically damped feet. The turntable comes complete with a hinged dustcover, and the accessories include an overhang gauge and a miniature screwdriver.

Measurements

Like all Pioneer turntables, the 510A came with a generous selection of cartridge mounting hardware, and no particular difficulty was experienced in either balancing the arm or

obtaining optimum alignment. The cartridge selected for testing was an Empire 2000Z, a top of the line, high compliance model which needs a good tonearm for best performance. The tracking force was set at 1 1/4 grams with the anti-skating dial turned to 1 1/2 grams for optimum performance, and these were used throughout the tests, although it was found that the 2000Z could track very well at lower forces.

Checking the speed variations first, the 33 1/3 control had a range of +1.6 per cent and -4.5 per cent, while the 45 rpm speed could be varied ± 4.5 per cent. Wow and flutter measured 0.05 per cent (DIN), and the rumble was -63 dB using the ARRL weighting. Tonearm resonance with the Empire cartridge was just under 8 Hz with a rise of approximately 3 dB. Both lateral and vertical arm friction was less than 10 mg, and the tracking error was within 0.5 degrees per inch, standard for this type of arm. Both the tracking force and anti-skating dial calibrations were found to be within practical tolerances for accuracy, and the position of the lateral weight was non-critical, as stated by Pioneer.

In-Use Tests

The cue lift device took longer than usual to lower the arm onto the record, but it was very gentle, with insignificant side drift. As mentioned earlier, the combination motor start and cue switch does take a little getting used to, but it really works well. And once the turntable speed has been set, the servo control holds it right on the nose.

All in all, the 510A is a first-class value for the money, and the engineers at Pioneer are to be congratulated for bringing the price down without sacrificing very much in the process.

George W. Tillett

Enter No. 73 on Reader Service Card

Optonica Model RT-3535 Cassette Deck



MANUFACTURER'S SPECIFICATIONS

Motors: 1 d.c. servo and 1 d.c. high torque.

Heads: 3, record-replay, erase, and APLD sensing.

Wow & Flutter: 0.04 per cent W rms.

Bias: 3 position switch.

Equalizing: 3 position switch.

Bias Frequency: 84 kHz.

Frequency Response: Normal tape, 30-15 kHz; CrO₂, 30-16 kHz, and FeCr, 30-17 kHz ± 3 dB.

S/N Ratio: 58 dB, 64 dB with Dolby.

Output: 580 mV.

Input: Line, 70 mV; mike, 0.2 mV.

Dimensions: 18 3/4 in. (46.6 cm) W x 5 3/4 in. (13.5 cm) H x 14 in. (32.8 cm) D.

Weight: 22.4 lbs (10.2 kg).

Price: \$429.95.

Sharp is an old, established Japanese electronics company known mainly in the United States for television, appliances, and medium-priced audio products. Recently, following the example of other manufacturers, they have decided to make

equipment for more critical audio enthusiasts, under the name Optonica. The first model is a versatile cassette deck, designated the RT-3535, introduced recently and boasting some unusual features. It looks much like other front-load-

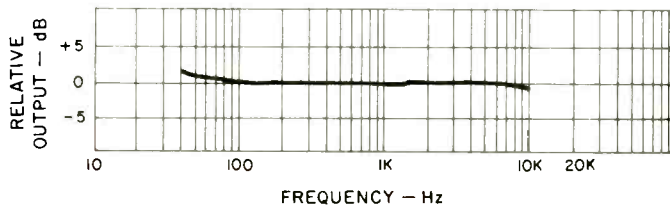


Fig. 1—Frequency response with the 40 Hz to 10 kHz test tape.

ing decks, with the typical semi-professional type instrument styling, but the big difference is a row of buttons just under the two VU meters. These push-buttons are numbered from one-to-nine with one marked C and a blank one on the left which turns out to be a digital indicator. The function of these buttons is to operate the "auto program locate device" (APLD) which enables a quick selection to be made of any program on the tape. It uses a signal sensing circuit with a separate tape head, and here is how it works: assuming you want to hear the fifth selection on a cassette, all you have to do is press button number 4 and either the *Fast Forward* or *Play* button. The first four selections are automatically skipped and the tape comes to rest at the beginning of number five. At the same time, visual indication is given as the digital readout shows the numbered sections in sequence. Obviously, the user must know what order the various selections are in, but this information can be written on the cassette if it is not there already. How about making new tapes with APLD? There are no problems, provided a space is left between the selections... but more on this later.

Let's take a look at some of the other features of the 3535... on the left under the cassette compartment is the usual group of tape control keys; including a separate control for eject. To the right is a row of three lever switches, one is for bias with a provision for high, medium, and low; the second lever controls equalizing for CrO₂, FeCr, and Normal, while the third is the Dolby switch, which also has a position for the MPX filter. Above these three levers are the digital counter and three pushbuttons for limiter, mike line input, and auto-selection control. When the auto-selection control button is depressed a red LED indicator just above it lights up. There are two VU meters mounted at an angle for

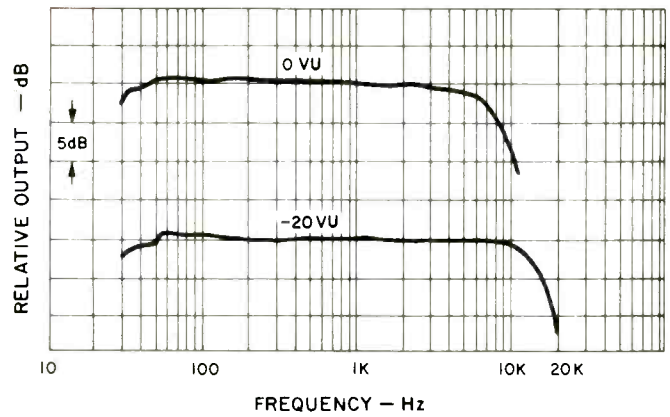


Fig. 2—Record-replay response with the Maxell UDXL tape.


good visibility with a recording indicator light located between them. Underneath are three control knobs for output, and right and left inputs, while on the extreme left to the side of the cassette compartment is the *On/Off* switch, in addition to jack sockets for microphones and headphones... which completes the listing of the front panel controls. At the rear are the usual RCA-type input and output sockets, plus a group of six controls for bias and equalizing which have a cautionary note placed above them stating they have been factory set and should not be touched.

Two motors are used, one for fast winding and a d.c. servo type for the capstan drive. Eight ICs are used in the APLD gating and pulse generating circuits. There are a total of 45 transistors with 59 diodes used in the circuitry, plus two SCRs.

As mentioned earlier, the styling conforms to the modern instrument type concept with a satin-finished panel and matching knobs. The two wooden veneered sidepieces make a nice contrast, and the metal top cover has a durable "hammer" finish. Near the front is a small trap door which gives access to the tape heads for cleaning.

Measurements

Figure 1 shows the frequency response from a standard 40 Hz to 10 kHz test tape, while Fig. 2 shows the record-replay response with Maxell UDXL tape. The high frequency 3-dB point was just above 16 kHz, and the low frequency response was well maintained with a minimum of "fringing." I ought to mention that the 0 VU on the meter corresponds to a level of 200 nWb/m which is the Dolby level and 3 dB higher than the standard used by most other machines. So in order to allow for more meaningful comparisons, the 0 dB



reference on the graphs is equal to -3 dB on the meters. Results similar to the Maxell tape were obtained with Fuji FX60, TDK Audua, and Scotch Master tapes. The next tapes tested were the Sony and Advent CrO₂ variety, with the results shown in Fig. 3. The high frequency response was extended slightly to 16.5 kHz and the saturation curve is very similar. Finally a FeCr tape was tested, a Meriton, and it will be seen from Fig. 4 that the high frequency response has been increased significantly with a 3 dB point at nearly 19 kHz.

The next series of measurements were related to distortion at 1 kHz, as shown in Fig. 5. The Maxell and other low noise tapes gave almost identical results, so only one tape is shown for this group. Figure 6 indicates distortion versus frequency the three different kinds of tapes. Signal-to-noise for the Maxell was 60 dB (66 dB), Sony CrO₂ 58 (65 dB), and Meriton FeCr 59 (67 dB). The Dolby figures are in parenthesis and the reference is for 3 per cent distortion with A weighting

Line input for 0 VU was 68 mV, and the output was then 700 to 900 mV, depending on the kind of tape used. Microphone input for 0 VU was 220 microvolts, and the decrease in signal/noise was 7 dB. Erase efficiency was over 67 dB. The Dolby system tracked within 1.5 dB, and the MPX filter was 3 dB down at 17 kHz, reaching -20 dB at 19 kHz. The limiter has a very fast action, keeping peaks down to the 0 VU level.

Turning now to the mechanical side, wow and flutter was a very low 0.04 per cent (DIN), exactly as claimed, and speed was right on the nose. Rewind time for a C-60 cassette was 80 seconds.

Listening Tests

Well, as you might expect, the first exercise in the listening tests was to check out the automatic program locate device (APLD). As I could not find a recorded cassette having a number of separate selections, I decided to make one. And so I recorded eight musical selections from my local FM stations. As I mentioned earlier, a space has to be left in between the items, but this was taken care of by a "delayed action" pause key. When this is depressed the tape travels for about four seconds without being recorded and then stops. Having rewound the tape, I pressed button number five so I could hear selection six on the cassette, and then I pressed the fast forward key. The digital indicator showed 5, 4, 3, 2, 1, and—bingo—there was number six! I also made recordings with longer spaces between items, but I couldn't fool the sensor—it worked every time! The button marked C clears any previous instructions from the "memory"—just like a calculator.

The tape control keys need a fair amount of pressure to operate, but they have a very positive feel to them, and it is evident that the whole mechanism is soundly constructed. The rotary controls have an unusually smooth, silky kind of feeling—almost as if they were turning in oil-damped bearings.

In terms of basic performance, the Optonica RT-3535 must be placed in the highest category—all tapes sounded very good except when overdriven. The best sounding tapes seemed to be the CrO₂ and FeCr. Precise adjustments were very easy to make with this unit. The provision for FeCr tapes is a definite plus, as are the biasing and equalizing facilities, but whether the cost of the automatic program locate device (APLD) is justified is a moot point. It is certainly ingenious and well engineered, so I suppose, it could be argued that other decks in the price range offer less for more money.

George W. Tillet

Enter No. 74 on Reader Service Card

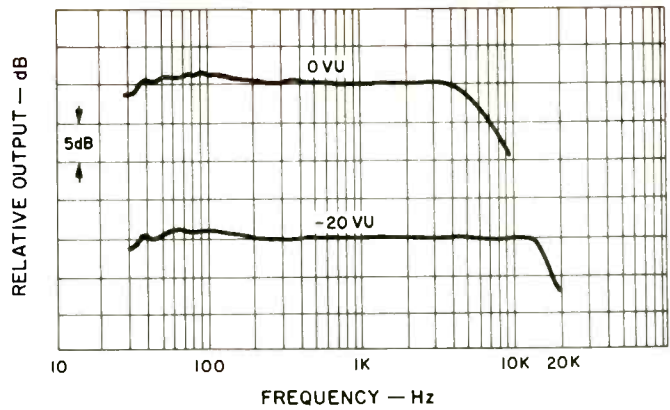


Fig. 3—Record-replay response with the Sony and Advent CrO₂ tapes.

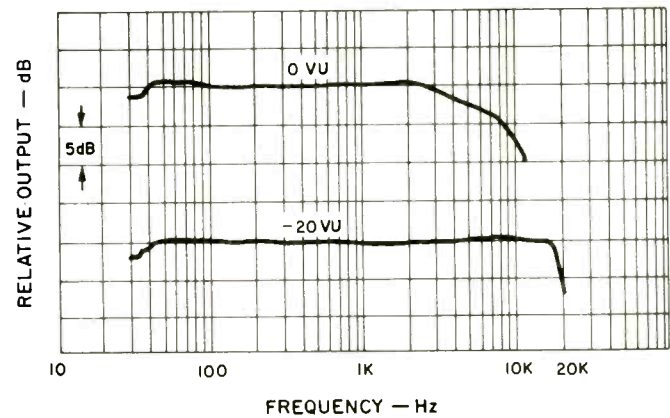


Fig. 4—Record-replay response with Meriton FeCr tape.

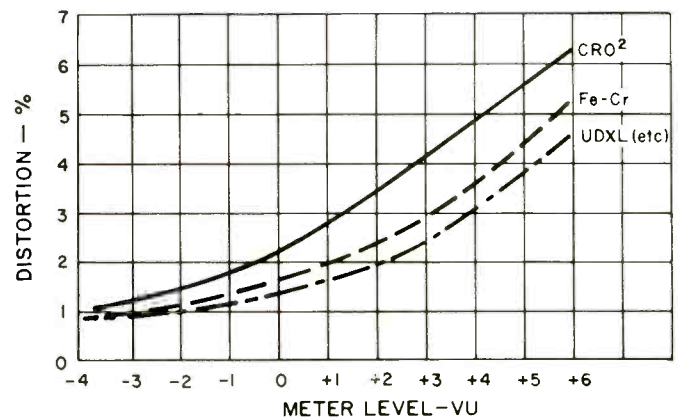


Fig. 5—THD at 1 kHz.

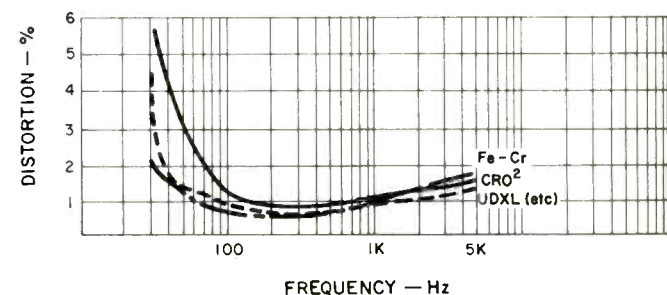



Fig. 6—Distortion vs. frequency.

Folk bag

Tom Bingham



Live At McCabe's: Norman Blake
Takoma D-1052, stereo, \$6.98.

If he continues at his present pace, it won't be long before Norman Blake challenges Doc Watson as neo-traditional country music's most-recorded flat-picking guitarist. Even more so than with Doc's, each of Blake's albums is different than the one preceding it, and has its own distinct character.

On **Live At McCabe's**, Blake re-examines several tunes from earlier albums in solo performances. Stripped down to their bare essentials, devoid of studio over-dubbing or splicing possibilities and without Charlie Collins' rhythm guitar for support, Blake's interpretations must rise and fall on his own technique and musicality.

It's a challenge to which he's more than equal. His long, intricate, melodic improvisations are every bit as amazing unaccompanied as they are when he has a rhythmic backing. *Nine Pound Hammer* and *Arkansas Traveler* (which segues into *Caperton Ferry*) are genuine head-turners, as is the medley of *Bully of the Town*, *Bonaparte's Retreat*, and *Richland Avenue Rag*. It should be noted, though, that a little insecurity can be detected in

his touch—especially on the first couple of tracks—as if he were afraid of fluffing his way through the set. Yet, while his lines are not entirely note-perfect and his timing not quite as sharp as in the studio, the percentage of flaws is low enough to keep his flat-picking virtuoso status intact. Even the runs he throws away between some songs are a joy to hear—listen carefully after *Sweet Heaven* and *John Hardy*.

Besides guitar, Blake plays fiddle on two tracks, accompanied by Nancy Blake on cello. The two instruments mesh to produce a sound oddly reminiscent of an old country-church harmonium. While Blake is a competent fiddler, his work on this instrument is most notable for the personality transformation he undergoes in moving from the guitar. Gone are the solos with dazzling runs and good-time licks, which are replaced by long droning phrases, ranging from the melancholy *Border Widow* to the bittersweet "G" Medley, which includes *Green Leaf Fancy* and *The Fields of November*.

The recording focuses sharply on the guitar, with the singing on side one sounding off-mike and a bit ech-

oe. The surface crunches badly at the beginning of each side, but clears up after several minutes.

Sound: C+ Performance: B+

Woody Guthrie
Warner BS 2999, mono, \$6.98.

Amid the long overdue celebration of Woody Guthrie and the veritable flood of tribute albums, Moses Asch, who founded Folkways Records and recorded these sides between 1940 and 1946, has put together the basic Guthrie album. His selection is exemplary with the likes of *This Land Is Your Land*, *Pretty Boy Floyd*, *Hard Traveling*, *Pastures of Plenty*, and *So Long (It's Been Good to Know You)*. The packaging is handsome, and Asch's notes are informative and provide an enlightening insight into the man's character. Given the recording's age, the sound is quite fine. My one complaint is that there are only 10 selections—under 28 minutes of music—on the album, and when the production costs are near zero, that is damn skimpy. Michael Tearson

Presentation: B

Defog your ears



with a Decca

82

Cartridge makers are talking about how their shorter cantilevers reduce tip mass for better transient response. But just shortening the cantilever won't help much if it still pivots in the standard seesaw manner. Pivoting cantilevers cannot help but *add* their own friction and unwanted back-and-forth movement, to the vibrations of the stylus. These "cantilever haze" factors result in substantial loss of definition and transients available from all good recordings.

Decca MKVI cartridges use Decca's "Positive Scanning" system, meaning *no* cantilever in the conventional sense. The stylus is mounted on an incredibly light but strong "super-cooled" armature. Its vibrations are scanned by stationary pickup coils *directly above* the stylus, rather than at the far end of a pivoting cantilever. "Cantilever haze" is eliminated for unmatched realism and transient response. The difference from other cartridges is audible enough to make the discerning audiophile feel he is *really* listening to his records for the first time.

Decca MKVI's also feature extra quality control to ensure excellent uniform tracking, separation and channel balance as well as flat frequency response on every unit shipped. Two models to choose between: the Gold Elliptical (tracks at 1.5 grams) at \$159.50*, and the Plum Spherical (tracks at 2 grams) at \$139.50*. Gold or Plum, you'll defog your ears with a Decca.

*Suggested List Price

ROCELCO INC.,

160 Ronald Dr., Montreal,
Canada H4X 1M8
Phone: (514)-489-6841

Enter No. 30 on Reader Service Card

The column



Exodus: Bob Marley & The Wailers Island II PS9498, stereo, \$6.98.

From the first you can't help noticing that the richly overtone bass part and percussion sounds are fully defined and right, and that is the very spine of reggae. Superior sound indicates that **Exodus** is going to be some heady going. And it is, with Marley's best studio work, at least in a long while.

Jamming is due to be a new reggae anthem. It is a celebration. The seven minute *Exodus (Movement of Jah People)* is one of the most insistent and hypnotic performances Marley has ever recorded. The ballad *Waiting in Vain* is one of Marley's most convincing and it's played very confidently. *One Love/People Get Ready* is a charming, witty extrapolation on the Curtis Mayfield classic.

The only change in the Wailers' lineup is a new lead guitarist, Junior Marvin, who is hot. The Ashton "Familyman" Barrett/Carlton Barrett rock-steady rhythm section is reggae's best and abetted by Tyrone Downie's keyboards, Secco on percussion, and the dynamic backing vocals of the I Threes plus Marvin and Marley you have reggae's best band. Add to the pot the recorded sound that Marley has always deserved and lacked, and you have a superior Wailers album.

From that gold cover on through the inner sleeve to the disc itself, **Exodus** is a Bob Marley album of finest Jamaican gold. M.T.

Sound: A Performance: A

Ice on Fire: The Mighty Diamonds Virgin PZ 34454, stereo, \$6.98.

There's an air of an unholy alliance about **Ice on Fire**, the second U.S. Mighty Diamonds album. It has been obvious how great an influence the R&B music of New Orleans has had on reggae, so an Allen Toussaint reggae production should be a natural, right?

Not really. Sprinkled among the Diamonds' new originals are some very highly assorted Toussaint covers: *You Are Just a Song*, *Get Out of My Life*, *Woman* and, most odd, *Sneakin' Sally Through the Alley* done in the original Lee Dorsey arrangement instead of the more recent Robert Palmer version, plus Frankie Miller's *Little Angel* and Smokey Robinson's classic *The Tracks of My Tears*.

Given the dichotomy of material between political and secular, it is not too big a surprise that Toussaint's production is not one of his more compassionate jobs. As a result, **Ice on Fire** resembles a sampler of many groups rather than a unified effort. Clearly

AUDIO • August 1977

Reintroducing A World Standard...

CBS Laboratories' STR Professional Test Records



For over ten years, the original series of these high-precision test records set a standard for the audio industry. Now the new series sets an even higher standard. It's been revised, recut and expanded.

The new series consists of eight records for professionals and one for non-professional audiophiles.

Each record contains a complete series of easy-to-use tests to help you rapidly and accurately evaluate components and systems. Even one of these records can eliminate the need for costly, additional equipment. Each will find productive use and save you hours in the laboratory, on the production line and in field testing.

Take a look at what this essential testing series contains:

SEVEN STEPS TO BETTER LISTENING-For only \$6.98, you can improve your system with CBS Laboratories' "Seven Steps to Better Listening." This high-precision test record enables you to make sure that your equipment functions properly . . . to tune your system to your ears and your room acoustics. Included is a detailed 16-page booklet by Audio's Edward Tatnall Canby explaining how to use the record to improve the performance of your system. With the record you can perform the following "ears alone" tests: left-right identification, phasing, loudspeaker balance, tone control setting, alternate phasing, buzz and rattle elimination, lateral tracking, and vertical tracking.

★ **STEREOPHONIC FREQUENCY TEST RECORD STR 100** Designed for the evaluation of pickups and systems. Provides a constant amplitude characteristic below 500 Hz and a constant velocity characteristic above 500 Hz. Tests include: Sweep Frequency—with the sweep rate synchronized for use with a graphic level recorder; Spot Frequency—with voice announcements; Channel Separation; Wavelength Loss and Stylus Wear—to pinpoint oversize or worn-out styli, and excessive pickup tracking force; Compliance; Phasing; Vertical and Lateral Tracking; Tone Arm Resonance—to check system performance at low and subaudible frequencies and thus reveal undamped resonance which may cause equipment overloading.

★ **318 MICROSECOND FREQUENCY RESPONSE TEST RECORD STR 170** Provides pickup designers and recording studios with a high-level, easily-equalized signal for frequency response and channel separation measurements. The STR 170 employs a 318 microsecond characteristic corresponding to the "test" or "flat" mode common to most disc recording equipment. Constant amplitude recording is employed in the region below 500 Hz with constant velocity recording in the region above. The transition is smooth, in contrast with the STR 100 which employs a sharp breakpoint at 500 Hz. The record is suitable for use with a graphic level recorder to provide permanent, visible records for precise evaluation.

★ **SQUARE WAVE, TRACKING AND INTERMODULATION TEST RECORD STR 112** Enables detailed study of tracking capabilities of stereophonic phonograph pickups. The square wave modulation allows a rapid appraisal of stylus-tip mass, damping, and tracking. Low frequency compliance and tracking are determined by means of 300-Hz bands of progressively increasing amplitude. Intermodulation distortion measurements are made possible by graduated 200-Hz intermodulation test bands. The Str 112 has been cut with vertical angle approximating 15°, which is representative of current recording practice.

★ **WIDE RANGE PICKUP RESPONSE TEST RECORD STR 120** Makes possible the measurement of pickup response at frequencies far beyond the audible range, where elusive distortion elements can cause audible distortion. The low-frequency range includes glide-tones at twice normal level for the detection and elimination of arm resonance, loudspeaker cone and cabinet rattles. Other tests include: silent grooves for measuring rumble and surface noise characteristics; and standard level bands at 0 dB for overall system S/N measurements. This record is suitable for use with a graphic level recorder to provide permanent, visible records for precise evaluation.

★ **BROADCAST TEST RECORD STR 151** Developed especially to meet the needs of broadcast engineers, audiophiles, and other professionals seeking a convenient signal source for the testing and adjustment of all audio equipment. Tests include: phonograph pickup response and separation, speed accuracy at 33 1/3 and 45 rpm, wow and flutter, rumble and hum detection, ballistic test of V.U. meters and many others."

★ **QUADRAPHONIC TEST RECORD SQT 1100** Designed for calibration, verification, and adjustment of SQ™ decoding equipment. The record provides test bands for pickup measurements, for adjustment of decoder electronics and for channel identification and balance. Each band is described in terms of recorded characteristics and its intended use.

★ **RIAA FREQUENCY RESPONSE TEST RECORD STR 130** Provides RIAA frequency characteristics for the calibration of professional recording equipment and for testing the response of professional and consumer record reproduction equipment. This record is suitable for use with a graphic level recorder to provide permanent, visible records for precise evaluation. Spot frequency bands for use without automatic equipment are included.

★ **RIAA PINK NOISE ACOUSTICAL TEST RECORD STR 140** Designed for acoustical testing of systems and loudspeakers and for psychoacoustic tests on reproduction equipment. With the STR 140 it becomes possible to test loudspeakers in the room in which they will be used. Spot frequency tones with voice announcements facilitate the testing procedure. Continuous glide-tones in 1/3-octave bands cover the frequency range from 30 to 15,000 Hz and are synchronized with a graphic level recorder.

The original series has been unavailable for many years. Quantities of the new and improved series are also limited. So make sure you have perfect copies on hand for years to come by ordering duplicates. Fill out and mail the coupon now for immediate action.

SQ is a Trademark of CBS Inc.

Only a limited quantity are available. Be sure to order enough for many years of use.

Send me the following test records:

- Seven Steps to Better Listening (STR 101) \$6.98 each. Quantity _____
- Stereophonic Frequency (STR 100) \$10.00 each. Quantity _____
- Square Wave, Tracking and Intermodulation (STR 112) \$15.00 each. Quantity _____
- Wide Range Pickup Response (STR 120) \$15.00 each. Quantity _____
- RIAA Frequency Response (STR 130) \$15.00 each. Quantity _____
- RIAA Pink Noise Acoustical (STR 140) \$15.00 each. Quantity _____
- Broadcast test (STR 151) \$15.00 each. Quantity _____
- 318 Microsecond Frequency Response (STR 170) \$15.00 each. Quantity _____
- Quadraphonic Test (SQT 1100) \$15.00 each. Quantity _____

SEND TO:
AUDIO TEST RECORDS
401 N. Broad Street
Philadelphia, Pa. 19108

AU/8/77

Amount Enclosed \$ _____
(Payment must accompany order)

Name _____

Address _____

City _____

State _____ Zip _____



**Before
you buy
stereo
headphones,
get
some
good
advice.**

Theirs:

84

Julian S. Martin
HI-FI STEREO BUYERS' GUIDE, March-April, 1976

"Superb from every viewpoint. An outstanding achievement in headphone design. One of the most comfortable."

The Len Feldman Lab Report
TAPE DECK QUARTERLY, Winter, 1975

"Response of these phones extends uniformly from 20 Hz to over 22,000 Hz with no more than ± 2 dB variation over this entire range...this is nothing short of incredible."

New Equipment Reports
HIGH FIDELITY, January, 1976

"The sound quality the AT-706 presents [to you] is exceptional: very wide range and smooth...Within this excellent operating range the sound is exceedingly clean and open...an extremely fine stereo headset."

If you asked the critics they'd tell you to listen critically to a variety of products before you buy. We agree. Because the more carefully you listen, the more you'll be impressed by the sound of Audio-Technica.

AT-706

Electret Condenser
Stereo Headset \$129.95
Our finest Personal Transducer



audio-technica
® INNOVATION □ PRECISION □ INTEGRITY

AUDIO-TECHNICA U.S., INC., Dept. 87A, 33 Shilwassee Ave., Fairlawn, Ohio 44313
Available in Canada from Superior Electronics, Inc.



the failure of reggae to produce a bonafide hit single in 1976 is responsible for this fusion record which ultimately is not likely to satisfy either the reggae fan or the Toussaint fan. *M.T.*

Sound: C Performance: C

Equal Rights: Peter Tosh
Columbia PC 34670, stereo, \$6.98.

The second Peter Tosh is much better than the first, primarily because the muddy, muffled sound of **Legalize It** has been cleared and cleaned up. **Equal Rights** goes all the way to bright.

Tosh's songs are strong. Opening with a remake of his best song with the Wailers, *Get Up Stand Up*, doesn't hurt; it cuts the original with grace and ease. *Stepping Razor* is brilliant.

Tosh recruited some of Jamaica's very best to play on **Equal Rights**. Among them are ex-Wailers' guitarist Al Anderson and keyboardist Earl "Wia" Lindo, the one and only Bunny Wailer for harmonies, and the rock steady rhythm of Robbie Shakespeare and Sly Dunbar.

Equal Rights is an excellent album of reggae, conceived and created with purpose, strength, and poise. *M.T.*

Sound: A- Performance: B+

Stratosfear: Tangerine Dream
Virgin PZ 34427, stereo, \$6.98.
Trans-Europe Express: Kraftwerk
Capitol SW 11603, stereo, \$7.98.

North Star: Philip Glass
Virgin PZ 34669, stereo, \$6.98.

It's good to see avant garde seeping through to the pop market, as they add dimension to the whole musical horizon and also tend to have excellently recorded discs.

Kraftwerk is probably best known in America for their hit single and album **Autobahn**. Their follow-up **Radio-activity** was a rather dour affair, so it's good to see their sense of humor back on **Trans-Europe Express**. The German clowns of the rhythm master are in top form on *Showroom Dummies*, an hilarious send-up of showbiz and the star-syndrome, two years after the hit. *Europe Endless* and the title piece are lovely, full of railroad imagery created through electronic percussion at its most insistent.

Tangerine Dream has just concluded an American tour with the light show *Laserium*, and the lights easily upstaged the music. T. Dream keeps more than a safe distance from the audience, and their music's stern, dour pose can be alienating. At their best, such as on the **Phaedra** album,

AUDIO • August 1977

they can be hypnotic yet fascinating. **Stratosfear** is more pretentious and dispensible.

Philip Glass' album has relatively little to do musically with either T. Dream or Kraftwerk. Glass is concerned with small repeated phrases which move through his keyboards, Dickie Landay's woods, and the Swingle-tinged voices of Joan LaBarbara and Gene Rickard. The ideas mingle and slowly turn over one another in intricate rondo style. Some pieces may turn out juvenile, but more are transcendent. Either way **North Star** is a deceptive album, as it is both more complex and more simple than it first appears. It challenges the traditional ideas of song by simply ignoring them. Warning... this condition may be contagious. M.T.

Kraftwerk:

Sound: A Performance: A-

Tangerine Dream:

Sound: A- Performance: C+

Philip Glass:

Sound: B+ Performance: B+

A Bunch of Stiff Records

Stiff SEEZ2, stereo, \$6.98.

By now the English punk rock scene is more than just an item in the news but a commercially viable institution, and the labels over there which started as back-of-a-sedan operations (such as Chiswick and Stiff) are emerging as the moneymakers of tomorrow. Bands like The Damned, the Sex Pistols, the Clash, and the Stranglers are more than just concert attractions, but are making the charts as well. And so the labels are beginning to have identities of their own, with one of the most promising, Stiff, releasing a sampler album featuring a few previously available tracks, some special bonus unreleased ditties from non-Stiff (but Stiff-affiliated) artists, and a track or two from artists yet to release anything on their own. All in all, an interesting concept which works well in practice, and surprisingly enough the best features of the album are the new artists Stiff has yet to unleash upon the public at large.

The two artists who make the album are Elvis Costello (who may or may not be Nick Lowe, Stiff's sometimes producer and a recording star in his own right — his *I Love My Label* is amusing here but nowhere near his *Heart of the City* single) and Wreckless Eric. Elvis rests a hysterical Kennedy Assassination lyric upon a backing track which sounds like a 1977 update

of the *Hang On Sloopy/Twist and Shout* syndrome, coupled with a vocal delivery not unlike early Van Morrison. To say the very least, he's a phenomenal talent and unlike anything/anyone else currently making records (by the way, this song entitled *Less Than Zero* was released as a single in the UK with minor impact for some reason unbeknownst to this writer) and should provide the Seventies and Eighties with many more records like this one I should hope. Eric, on the other hand, who seems like the punk embodiment of Tommy

Boyce & Bobby Hart, has a sense of humor, and a voice made of raw raunch. Other items of interest include two tracks by Graham Parker (a Dylan mockery called *Food and Back to Schooldays*), a Chuck Berry cover by Dave Edmunds (distinguished primarily by its phasing), the Chantels' *Maybe* covered by Jill Read (beats the original), and several other items of interest and amusement. All in all, a value for your money.

The productions of Dave Edmunds and Nick Lowe are also featured prominently here, and although they

Listen to the music.

Noise in the form of hiss, hum and rumble—all the things that effectively cloud the clarity of records, tapes and FM broadcasts.

Ideally, music should be heard against a silent background. The Phase Linear 1000 achieves just that with two unique systems: AutoCorrelator Noise Reduction and Dynamic Range Recovery.

(PHASE LINEAR 1000)



The AutoCorrelator reduces noise by 10 dB without the loss of high frequency music and without pre-encoding.

The Dynamic Range Recovery System restores 7.5 dB of the overall dynamic range, without the pumping and swishing associated with other systems.

The Phase Linear 1000 represents the most significant improvement in sound reproduction for the money... more than any other single piece of equipment you could add to your system. It is easily installed to any stereo receiver or preamplifier.

Ask your dealer for an audition, and listen to the music.

Not the noise.

Phase Linear[®]
The Powerful Difference

Manufactured in the USA. Distributed in Canada by H. Roy Gray, LTD.

Enter No. 24 on Reader Service Card

The World's Best Preamp?

If you're under the impression that the world's finest sounding Phono Preamplifiers cost around \$1000, let us save you some money. PS Audio has developed the world's first high quality modular Phono Preamp, that can improve even the best sounding vacuum tube equipment. Our unique, no risk, money back guarantee puts our showroom into your living room. Write for details.

PS...watch for our Phono Preamp's companion, the PS Audio Linear Control Center.



2734 Industrial Parkway, Santa Maria, Calif. 93454

Enter No. 29 on Reader Service Card




\$89.95

have been characterized as being slightly throwback due to certain sonic debts to Phil Spector, Norman Petty, and Sam Phillips however... this listener finds no faults in their sound. Adjectives like "crude" do apply at times, but at least these discs don't sound like your typical 1970s record. I mean, records nowadays sound like too much plastic and lacquer; Stiff Records remembered to leave the music there, too, and that's a bold move in this dry age. *J.T.*

Sound: A Performance: A-

Is your name and address correct?



Please check the address label on this issue of Audio. If not accurate, please send corrected label, with this notice, to

Circulation Department
Audio
North American Building
401 N. Broad St., Philadelphia, PA 19108

86

FREE McIntosh CATALOG and FM DIRECTORY

Get all the newest and latest information on the new McIntosh Solid State equipment in the McIntosh catalog. In addition you will receive an FM station directory that covers all of North America.



MX 113

FM/FM STEREO - AM TUNER AND PREAMPLIFIER

SEND TODAY!

McIntosh Laboratory, Inc.
East Side Station P.O. Box 96
Binghamton, N.Y. 13904
Dept. 1

NAME _____
ADDRESS _____
CITY _____ STATE _____ ZIP _____

If you are in a hurry for your catalog please send the coupon to McIntosh. For non rush service send the *Reader Service Card* to the magazine.

Enter No. 18 on Reader Service Card

A Period of Transition: Van Morrison Warner BS 2987, stereo, \$6.98.

A Period of Transition certainly doesn't sound like it took Van Morrison over two years to produce. Indeed, it sounds like it went down rather rapidly once Van and Mac "Dr. John" Rebenneck got to it. What they created is most of all a throwback to Van's **Moondance His Band and Street Choir** sound, a smooth sax-based R&B type of thing. *It Fills You Up, Heavy Connection, Flamingo Fly and Joyous Sound* are songs that just play very well and, with the band's gusto, they insinuate themselves into your head. Van's music is easily the most direct it's been in years. *The Eternal Kansas City* is an extended joke that doubles as a tribute to Charlie Parker. What it is is the line "Excuse me, do you know the way to Kansas City?" repeated mantra-funk style.

Van and Mac have achieved the loose, easy bar-band sound they were looking for, casual and fun, yet as precise as it needs to be. If it appears facile at first, a rehash of earlier Van Morrison, give it a chance. If you don't push it so hard, you might find it's a gas. *M.T.*

Sound: B+ Performance: A-

Deceptive Bends: 10CC

Mercury SRM-1-3702, stereo, \$7.98.

10CC's sound on record is state of the art, a standard to measure others by. They come across with an incredibly bright, clean sound that is matched by clever, inventive production technique. In addition, appearing after a rift sent founder members Lol Creme and Kevin Godley elsewhere to market a new instrument/device they've invented, **Deceptive Bends** is probably the most direct, accessible album 10CC has made yet.

Remaining members Eric Stewart and Graham Gouldman have played it

AUDIO • August 1977

Polk Audio Restates The Art

Introducing 3 Significant New Products From Polk Audio

1 Polk Soundwire high definition speaker cable

Polk Wire is a remarkable new high definition, low distortion speaker wire which is capable of significantly improving the sonic performance of any high fidelity system. Areas which greatly benefit from the use of Polk Wire include bass definition and punch, dynamic range, high end detail and smoothness, imaging, depth and overall "air".



2 Mayware Formula 4 MK II Tone Arm

Professional Laboratory Silicone Damped Pickup Arm

Internationally acclaimed as the world's finest sounding universal tonearm. A properly-damped pickup arm and cartridge combination has these advantages: lowest possible pivot friction, better tracking of warped records, greater immunity to shock and vibration, reduced high-frequency playback distortion, cleaner reproduction of low frequency information, and the sound has a tape-like consistency with dramatically solidified stereo images and near pinpoint localization.

3 The Oasis Fluid Drive Turntable

The first truly fundamental advancement in turntable design in 75 years. The Oasis utilizes a totally non-resonant fluid driven and fluid isolated platter to achieve new levels of sonic performance.

Polk Audio Loudspeakers and Special Products are available at the finest audio salons. Write us to find out the location of your nearest dealer.

polk audio
Music to the World

1205 South Carey Street
Baltimore, Maryland 21230

faithful to the band's original conception: bent, whacko lyrics wedded to irresistibly hooked melodies to tell some slightly sick stories. The left-field hit *The Things We Do for Love* is a good example, but only a sample. That wicked humor is laced through *Good Morning Judge*, *Marriage Bureau Rendezvous*, *Modern Man Blues*, and *You've Got a Cold*, plus, of course *Honeymoon with B Troop*.

As usual lifted riffs abound, of which the intro to the Beatles' *Dear Prudence* sandwiched into the middle of the brilliant 11-minute *Feel the Benefit* is only the most obvious.

10CC remains a clever, witty, and most of all calculated affair. **Deceptive Bends** takes some chances, but with the spectacular studio wizardry they employ their chances are sure bets. M.T.

Sound: A+ Performance: A

Time Loves a Hero: Little Feat
Warners BS-3015, stereo, \$6.98.

With **Time Loves a Hero** the production expertise of Ted Templeman (credits include all the Doobie Brothers output) is added to the unique Little Feat equation. The immediate result is a sound sparkling with a clari-

ty and presence they have not previously had.

From the beginning Lowell George has been the central figure of Little Feat, but now he has consciously withdrawn from that position. Previously the producer as well, George helped write only two songs on **Hero**. The bulk of Feat's material now comes from Bill Payne and Paul Barrère whose work is totally consistent with the melodic quirks and odd lyrical themes that have always distinguished Little Feat from everybody else. For instance, the title song concerns an uncle who splits from his wife for a fishing boat in Puerto Rico. *New Delhi Freight Train* is an old fashioned Western shoot 'em up that takes place in India. *Old Folks Boogie* is about the energizing effects of L-Dopa.

Little Feat's music is well-matched to the words, a cerebral and physical mix few bands can duplicate. The instrumental *Day at the Dog Races* has a wicked bent to it. It opens with a Spanish guitar flourish played on keyboard and treated to alter the sound. It segues into a steaming jam most like Weather Report mixed with gumbo.

Time Loves a Hero may be the huge seller to finally bust Little Feat as wide open as what may be America's very

finest rock band deserves. However, don't be surprised if Lowell George finally leaves for good. He's worked the band hard to bring it to the point that it can finally bear his departure without breaking up as his energies have now spread to other interests. Besides endless biscuit days do become a drag. M.T.

Sound: A Performance: A

Overnight Angels: Ian Hunter
Columbia PC 34721, stereo, \$6.98.

Ian Hunter is no dummy. He may go out on the wrong limb every once in awhile, his writing might have a dry spell, but he's got ages of wisdom in him. He and Mott the Hoople faded into oblivion (commercially speaking) after they toured with rising stars Queen, and so after two stiff albums on his own he's robbed Queen of their producer Roy Thomas Baker and he's hot, ready, and rarin' to take America by storm again — but this time he's got some heavy artillery. Granted his ballads are beginning to sound repetitive and saccharin, but at least he's rocking once more. It's the sound of Mott the Hoople reborn with *Justice of the Peace* and *Wild & Free*, buoyed by Earl (anything Mick

Ronson does I can do better) Slick's guitar. The voices are cleverly used (a la Mott), and Hunter's own pipes sound better than ever. I don't know whether it's because it was recorded in England or what, but Hunter has recovered those things which initially drew his fans to him. I only hope that he will sell a lot of records, and have his confidence built up so that he can consistently come up with the songs that count. *J.T.*

Sound: A Performance: B+

Did You Miss...?

Release: Henry Gross
Lifesong LS 6002, stereo, \$6.98.

Cursed with the most annoying falsetto voice known to modern man, Henry Gross is an artist who persistently annoys, except for the few times when he sounds so anonymous he becomes muzak. The moment he starts to play guitar, he always overlaps and the listener is hit by a meaningless barrage of notes rather than a solo with a shred of melodic content.

There are plenty of fast guitarists around like Gross who are quick to demonstrate their technique, knowledge of scales, and lack of intonation; but only masters such as Ritchie Blackmore, Jeff Beck, Olly Halsall, Brian May, and a handful of others possess equal command in that supreme musical sense.

As for the sound quality of the record, you'll find Cashman & West burying whatever vocal personality Henry has in their prefabricated walls of sound, but then again you wouldn't want to hear what his voice or the instruments really sound like.

Jon Tiven

Sound: D+ Performance: F+

PHASE MATRIX

STEREO IMAGING THAT ADDS A THIRD DIMENSION



At Audioanalyst, stereo imaging is more than a two dimensional matter. Our Phase Matrix speakers pinpoint performers in space with new accuracy. It is as if they were reassembled in their places before you, to the left, the right, even in front of or behind where the speakers actually stand.

The Phase Matrix Group includes four elegant loudspeakers with a family appearance. All offer smooth, extended bass response and a neutral, uncolored midrange. Add to this optimum dispersion characteristics which, in conjunction with our unique Phase Matrix (patent pending), virtually eliminate phase cancellation for exact, three dimensional imaging unsurpassed by speakers costing far more.

The Phase Matrix Group of loudspeakers is available only through a select network of audio specialist retailers, all noted for offering exceptional service to their customers. For the name of the dealer nearest you, please contact us at the address below. Your reply will be given immediate attention.

Audioanalyst

Audioanalyst, Inc., P.O. Box 262, Brookfield, Conn. 06804.

Enter No. 4 on Reader Service Card

Nuggets: Various artists
Sire SASH 3716-7, stereo, \$7.98.

...if only to call attention to a re-release of an excellent if occasionally flawed collection (which only means that I would have made a few different selections) of psychedelic one-shot hits of the late 60s, a watershed period of pop music. Lenny Kaye, who is now Patti Smith's guitarist, assembled it. The new Sire edition contains all the songs and liner notes of the Elektra original. And a much nicer cover. Plus hints of a **Nuggets, Vol. II** for the future. *M.T.*

Downtown Tonight: Racing Cars
Chrysalis CHR 1099, stereo, \$6.98.

From that cover, I was somewhere between being prepared and anxious to hate Racing Cars, what with that deco dandy print on the front and the sweaty photo on the back. But much to my prejudgment's dismay, Racing Cars delivers the goods.

Cars is a good, nervy young band, with some great songs that stick in your mind. Garith Mortimer—known naturally as Morty—writes and sings 'em. *Ladee-Lo*, complete with an eerie Beatles quote, and *They Shoot Horses, Don't They?* cover the soft and pretty angle. They have an abundance of good rockers, among them *Calling the Tune*, *Pass the Bottle*, and *Moonshine Fandango*. The band's stylistic inspirations clearly come from the clean, economical music of Free (the antecedent of Bad Company) and The Band whose song *The Shape I'm In* reappears as *Get Out and Get It*.

Combine confidence with chops and material, and you've gotta come up with a winner...like Racing Cars. *M.T.*

Sound: B+ Performance: A-

AUDIO • August 1977

Jazz & blues



Woody Herman & His Thundering Herd: 40th Anniversary Concert RCA BGL 2203, stereo, \$7.98.

Beginning in the late 40s and through the 50s, the dynamics of American popular culture worked against big bands. While solo singers, Easy Listening, and rock and roll prospered, big bands died like dinosaurs. Out of 600 Swing Era ensembles, only a handful, Woody Herman's among them, survived.

Except for a seven-month break in 1947 and a brief stint with a sextet, Woody Herman has been on the road with a big band for 40 years. For the past three decades, he has successfully bucked trends by adapting to them; and, while yielding to pervading tastes, his bands have retained a fiesty jazz quality that is uniquely Herman's.

RCA's two-record set is a tribute to Herman's tenacity and acute musicianship, as well as to his remarkable record of survival. Taped live on stage last November at Carnegie Hall, it combines the youngsters in his current Thundering Herd with veteran sidemen identified with Woody's bands of the 40s, 50s and early 60s — old pros like Flip Phillips, Zoot Sims, Al Cohn, Stan Getz, Jimmy Guiffre, Pete and Conte Candoli, Nat Pierce, Jake Hanna, Don Lamond, and Chubby Jackson.

It's unfortunate that not all of the exhilaration and power that pinned one's ears back at the 40th anniversary concert comes boiling out of these tracks. RCA's on-the-spot taping suffers from poor balance so that some


of the exciting ensembles enjoyed live are muffled, and in one or two instances Herman's soloists sound as if they were playing off stage.

Record One opens with the Herd's pungent theme *Blue Flame*, and moves swiftly into Ralph Burns juggernaut arrangement of *Apple Honey* featuring tenor man Flip Phillips, trumpeter Pete Candoli, guitarist Billy Bauer, bassist Chubby Jackson, and drummer Don Lamond. Phillips' sax is tender and torchy on *Sweet and Lovely*, which is followed by an exuberant *Four Brothers* with its familiar full-throated sax ensemble and dancing choruses by tenors Guiffre, Getz, Cohn, and Sims. *Wrap Your Troubles in Dreams*, in a cheery mid-40's swing arrangement, features singer Mary Ann McCall whose horn-like phrasing reflects the Anita O'Day/Billie Holiday influence. There's a fine performance by Herman veteran Phil Wilson, whose ripe trombone skillfully maneuvers *Bijou's* tricky harmonies and elaborately-wrought cross rhythms. Stan Getz's lazy, soft-edged phrasing on *Early Autumn* is another delight.

Record Two showcases the contemporary Herman book and his current sidemen. *Blues in the Night* is a turbulent, over-long, pretentious jazz/rock reworking of the Harold Arlen/Johnny Mercer tune that can't compare with Herman's simple, melodic version recorded for Decca in 1942. An adaptation of Aaron Copeland's *Fanfare for the Common Man*, with fuzztone, feedback, and all the electronic brio of today's pop, comes off

Craig Stark,
Stereo Review, says:

"Top quality. The only U.S. publication devoted to the really serious audiophile-constructor"



The Audio Amateur is unique — a non-commercial quarterly for the serious listener who wants, quite simply, the absolute best his system can deliver. Articles — covering everything from amps to speakers, design fundamentals to kit modifications — help even the non-technical reader build, modify, test and improve his own equipment. It's easier, and much less expensive, than you think. Subscribe now, or send for our free prospectus.

the Audio Amateur

Dept. A1
Box 176
Peterborough,
N. H. 03458

- Please send free prospectus.
 I enclose \$9.00 for four issues.
 I enclose \$25.00 for 12 issues.

Name _____
Address _____
City _____
State _____ Zip _____

Enter No. 3 on Reader Service Card

89

TDK AMPEX

Minimum Order 12 Tapes

Blank Tapes

at wholesale prices!

CASSETTE TAPES		
AmpeX 371 C-90 3 Pak		3 79
Audio C-60 3 Pak		1 39
Audio C-90 3 Pak		1 79
Maxell UDC-60		1 79
Maxell UDC-90		2 59
Maxell UDC-120		3 39
Maxell UDXL 1 or 2 C-60		2 29
Maxell UDXL 1 or 2 C-90		3 09
Memorex C-90 3 Pak		4 99
Scotch C-90 3 Pak		3 99
Sony C-60		1 19
Sony C-90		1 69
TDK D C-60		99
TDK D C-90		1 39
TDK D C-120		1 99
TDK D C-180		2 99
TDK SD C-60		1 29
TDK SD C-90		1 79
TDK SA C-60		1 99
TDK SA C-90		2 59

8 TRACK TAPES		
Memorex 2 Pak 90 Min		3 59
Scotch 2 Pak 90 Min		3 49
Scotch 45 Min		1 59

REEL-TO-REEL		
Maxell UD 50-60 1200'		3 99
Maxell UD 35-90 1800'		4 49
Maxell UD 35-180 3600' (10 7")		11 99
Scotch 206 1200'		3 99
Scotch 207 1800'		4 49
Scotch 212 1800'		3 59
Scotch 214 3600'		7 99

J & R Music World
33 Park Row N.Y.C. 10038
(212) 732-8600

MAIL ORDERS ACCEPTED For shipment within 24 hours send money order or certified check. Two weeks delay on personal checks. Please add \$2.00 per order for shipping & handling. N.Y.S. Residents add applicable sales tax. NO C.O.D.'s.
Minimum Order 12 Tapes

Write for prices on other tapes

Enter No. 13 on Reader Service Card



Model AT15Sa/H Dual Magnet Stereo Cartridge pre-mounted in Universal tone arm head shell.

90

To find out how much better our cartridge sounds, play their demonstration record!

There are some very good test and demonstration records available. Some are designed to show off the capabilities of better-than-average cartridges... and reveal the weaknesses of inferior models. We love them all.

Because the tougher the record, the better our Dual Magnet™ cartridges perform. Bring on the most stringent test record you can find. Or a demanding direct-to-disc recording if you will. Choose the

Audio-Technica cartridge that meets your cost and performance objectives. Then listen.

Find out for yourself that when it comes to a duel between our cartridge and theirs... we're ready. Even when they choose the weapons!

What you'll hear is the best kind of proof that our Dual Magnet design and uncompromising craftsmanship is one of the most attractive values in high fidelity. For their records... and yours!



audio-technica
INNOVATION □ PRECISION □ INTEGRITY

AUDIO-TECHNICA U.S., INC.
Dept. 87A, 33 Shiawassee Avenue, Fairlawn, Ohio 44313
In Canada: Superior Electronics, Inc.

better and features a searing Coltraneish solo by Herman on soprano sax. Freddy Hubbard's *Crisis* and Joe Beck's *Penny Arcade* are replete with wah-wah guitar riffs, electric piano, and aggressive, high-energy solos by the 63-year-old Herman, trumpeter Dennis Dotson, and tenor Joe Lovano. There's fire-eating excitement on the Herman classic *Caledonia*, which surges relentlessly under drummer Jake Hanna's swaggering push.

Woody Herman's 40th Anniversary Concert is not all that it should be, but it is a praiseworthy attempt to provide an authoritative cross section of this important musician's work in a contemporary collection. Yet one must admit that the Old Woodchopper's original recordings have yet to be surpassed. *John Lissner*

Sound: B

Performance: A

The Complete Glenn Miller Vol II, 1939

RCA AXM2-5514, mono, \$7.98.

This writer has often observed that most jazz critics have a Glenn Miller bias—they tend to judge the Miller Orchestra in terms of its commercial success rather than the actual merits of the music. No doubt about it, Miller's was the most commercially successful of all the swing bands. Between the cloying sentimentality or businessman's bounce of Sammy Kaye and Guy Lombardo and the rugged big band jazz of Basie and Ellington stood the Glenn Miller Orchestra, cutting a broad swath in the late 30s and early 40s, its enormous appeal encompassing all age groups, musical preferences, and dancing tastes.

On **The Complete Glenn Miller Vol. II**, RCA's two record set, part of RCA's ambitious project of reissuing every Bluebird and Victor recording cut by the Miller civilian band (English RCA is already up to Volume 13 in a similar reissue program), we catch the Miller ensemble in studio sessions from the spring to the fall of 1939. By June of that year, the Miller band had hit it big, and, as money started to pour in, Miller added instrumentalists and arrangers of considerable jazz talent, such as trumpeter John Best and arranger Jerry Gray who he took from Artie Shaw. These were to be followed by trumpeters Billy May and cornetist-guitarist Bobby Hackett. The Miller band showcased here has lost all of the tentativeness of a green band breaking in one hears on Volume One in the RCA/Bluebird series.

AUDIO • August 1977

The spirited ensembles such as on *Pagan Love Song*, *Wham, I Want to Be Happy*, *Farewell Blues* and *In the Mood* have a rugged, full-bodied attack; the sheer quality of sound and tonal balance must be admired. Miller was not only an ensemble perfectionist, he had the gift of setting off his soloists with maximum attractiveness in the overall musical fabric. *Pagan Love Song* has brief, vigorous 8-bar jazz choruses by tenor men Al Klink and Tex Beneke and a fine muted solo by trumpeter Clyde Hurlley. Hurley also has a punching chorus on the rollicking *I Want to Be Happy* (an overlooked fine bit of high-powered Miller swing-jazz that originally appeared on the back of *In the Mood*); both musicians perform splendidly on the swaggering *Farewell Blues*.

Yes, there are plenty of glossy ballads, some sprinkled with Ray Eberle's croony, gigilo sound—*Isle of Golden Dreams*, *Over the Rainbow*, *Starlit Hour*, *Blue Moonlight*, *Blue Orchids*, *My Prayer*, and *Blue Rain*, and each is enhanced by that rich, fluent, famous Miller reed sound (clarinet voiced on top of the saxophones and playing the lead line along with the tenor sax). And yes, there are sappy novelties like *The Man with the Mandolin* and *I Want a Hat with Cherries*, but even they swing like blazes. All in all, *The Complete Glenn Miller Vol. II* is richly framed, hearty, swinging dance music, intelligent in its conception, enthusiastic and artistic in its execution. The re-editing and sound transfer job by RCA is outstanding; the quality and sparkle of these 1939 recordings is not to be believed, and this reviewer looks forward to Volume III. Play it again, Glenn. *John Lissner*
Sound: A Performance: A

Blisterstring: The Jimmy Dawkins Band

Delmark DS 641, stereo, \$6.98.

Jimmy Dawkins has been highly respected in blues circles since the end of the 60s, though he's never had much luck in the recording studio. His first album (Delmark DS 623) was hard, tough Chicago blues with superb guitar and committed singing, though it suffered from a somewhat disorganized production, Dawkins' 1972 *Transatlantic 770* (Excello EX 8024), overproduced in London by Mike Vernon, was a disappointment; it had fine guitar but uncommitted singing. (Historical note: **770** was the recording debut of British disco favorites, the Olympic Runners!).

AUDIO • August 1977

—Leader in the Microphone Field—

PRIMO

KNOWN FOR EXCELLENCE OF SOUND

PROFESSIONAL USE

CMU-503 is a condenser microphone specifically developed for multipurpose sound collection. The preamp section employs stringently selected FET and a unique circuit design to achieve an inherent noise of 20dB and maximum input of 140dB so that it can be used confidently from OFF to ON. **UD-303** is the ultimate in dynamic microphones and incorporates the advantages of the condenser microphone in music recording and hand-held vocal tonal quality. In order to achieve the ultimate in tonal quality we have conducted numerous listening tests and made numerous recordings of orchestral and vocal performances. **EMU-4520** is a professional use high quality Electret condenser microphone. Since it has same excellent tonal quality as professional condenser microphones used in broadcast stations, it is ideal for loudspeaker use, hi-fi recording and other audiophile sound collection applications.

Vocal use dynamic microphone
Live recording use microphone

PRIMO MICROPHONE INC.
2468 DELTA LANE, ELK GROVE VILLAGE,
ILLINOIS 60007, U.S.A.
TEL: 312-595-1022 TELEX: 28-3474 PRIMO MUS ELGR

CMU-503 **EMU-4520**

UD-303

Power supply for Model CMU-503

PRIMO COMPANY LTD.
6-25-1, MURE, MITAKA-SHI, TOKYO, JAPAN
TEL: 0422-43-3121~9. TELEX: 2822-326 PRIMO J



Enter No. 28 on Reader Service Card

See What You've Been Missing... Read Audio's Classified

91

TOP Discount AUDIO

Your **NATIONAL HEADQUARTERS**
For Famous Brand Electronics By Mail

1150 N. Powis Rd., West Chicago, Ill. 60185 • (312) 293-1825
All Orders Shipped In Factory-Sealed Cartons
Write Or Call For The Lowest Prices Anywhere!

MILLION \$\$\$ INVENTORY

LOWEST PRICES ON

RECEIVERS	TURNTABLES	TUNERS
SPEAKERS	CHANGERS	CARTRIDGES
TAPE DECKS	AMPLIFIERS	HEADPHONES
CALCULATORS	COMPACTS	CAR AUDIO

Top Discount Audio 1150 N. Powis Rd. West Chicago, Ill. 60185 (312) 293-1825

We honor Master Charge and Bank Americard. Date _____

Please send me a quote on: _____

MR MS (First) (Initial) (Last)

(Number And Street)

(City) (State) (Zip Code)

Enter No. 27 on Reader Service Card

SPEAKER KITS.



Money-saving, multi-element stereo speaker kits. Build them yourself to save up to half the retail cost of comparable ready-built systems. And get great sound in the bargain.

Send us your name and address and we'll mail you our free 44-page catalog of speaker kits, raw speakers, crossovers, enclosures and tips on design and construction. It's practically a manual on speaker building.

Speakerlab®
Dept. AD-B, 5500 35th N.E., Seattle, WA 98105

Blisterstring, then, is the first fully-realized Jimmy Dawkins album. Gone for the most part are the mandolin-like trills and rapid fills which gave him his former nickname, "Fast Fingers." Replacing them are a mastery of the distortion potentialities of his stereo guitar, a solid sense of musical direction (infusing his solid blues base with the electricity and rhythms of rock), and a willingness to gamble with his material.

Nowhere is this last tendency more apparent than on *Ode To Billie Joe*.

Bobbie Gentry would no doubt be hard pressed to recognize her sleepy, dusty Delta melody in Dawkins' hard-charging, riff-rocking instrumental of the Freddie King school. It's on this track, incidentally, that Dawkins most closely resembles the "Fast Fingers" of old. The other instrumental, *Chitlins Con Carne*, is a more contemporary soul-blues, on the order of *The Thrill Is Gone*.

The two best cuts, *Blues With a Feeling* and *Welfare Line*, are slow scorchers with a wailing, moaning

guitar. Dawkins' singing is gruffer than before, with a throaty growl which lends a threatening sense of desperation to the doom-laden *Welfare Line*. His guitar commentaries and long solos are constructed from sharp, acute, buzzing lines, consisting of few notes, but with a searing intensity that's heightened by a keen sense of timing and self-control.

On the stomping opener, *Feel So Bad*, Dawkins' guitar is white-hot, soulful and pleading. He plays sparingly on *If You're Ready*, a rather skeletal, yet infectious tune reminiscent of the Staple Singers, built around a dancing Jimmy Johnson riff that's bound to raise your body temperature a few degrees. The one weak spot is Fats Domino's *Blue Monday* (complete with New Orleans piano triplets by Sonny Thompson), which Dawkins turns into a well-meant, but ineffectual tribute to Smiley Lewis.

Rhythm guitarist Jimmy Johnson's wahed accompaniment on *Feel So Bad* and *Ode To Billie Joe* is a bit monotonous, though he's certainly adequate enough elsewhere. Bassist Sylvester Boines and drummer Tyrone Centuray keep things tight and pumping.

Dawkins' distorted leads are beautifully recorded, but his vocals are downplayed on several tracks. A pressing gaffe resulted in fluttering cymbals and tambourine on my review copy; the other instruments were not so sorely affected.

Tom Bingham

Sound: C+ Performance: A-

The Light of Smiles: Gary Wright
Warner BS 2951, stereo, \$6.98.

After the breakthrough of **Dream Weaver**, Gary Wright's follow-up, not surprisingly, follows much the same pattern. The album contains no guitar or bass guitar. All non-percussive sounds are produced through a battery of keyboards and synthesizers with rare string parts. The production is a bit more fully colored this time out, the sound quite fine.

Child of Light and *Water Sign* are the most attractive songs on early listenings. Throughout Gary sustains the muscular sense of melody that has always characterized his work from *Spooky Tooth* on. His intensity does not waver.

The Light of Smiles probably won't expand the circle of Gary's fans, but it probably won't hurt him at all either.

Michael Tearson

Sound: A- Performance: B

THE HARTLEY LEGEND

A REALITY SINCE 1928

Speaker and speaker systems built for
a lifetime of proud possession

HARTLEY products corporation

620 island road, ramsey, new jersey 07446 (201) 327-4443

Classical reviews

Edward Tatnall Canby



Berlioz: Romeo et Juliette. Hamari, van Dam, Dupouy, N.E. Conservatory Chorus, Boston Symphony, Ozawa. **Deutsche Grammophon 2707 089**, two discs, stereo, \$15.96.

One of the finest Berlioz recordings ever released—enough to make you weep. With pride, that such a superbly styled and disciplined and ultra-dynamic performance of French music should come out of Boston, in the U.S. of A. And with the frustration, that such marvelously knowing and perfect recording should have to come out of Boston via Europe. From microphone placement to disc pressing, one must simply admit that here is a technical perfection beyond our usual American standard. Talk about state of the art! Unfortunately, not our state of the art, even though without a doubt a good deal of American assistance went into the job. Credit just has to go basically to Deutsche Grammophon, which is definitely not an American record company.

First—the music. The vast, palpitating, sprawling score, a mammoth symphony with voices (various choirs, soloists too), can be a deadly bore if

the thing is not done, literally, with all the zealous fire of 1838 Romanticism, along with that utter accuracy of execution which French music must have in almost any period. The performance here—under a Japanese (out of Manchuria) and except for the tenor a wholly non-French cast—is a model that should astonish the French themselves. Hair raising in its Romantic intensity, astonishing in its total accuracy and dedication, without the slightest trace of that incipient roughness that indicates too few rehearsals and all-in-the-day's-work routine recorded performance. This is a mass labor of love, a rare event in these days. The New England Conservatory chorus combines professional power with youthful student zeal, and though their French is hearty-American, their dedication to this music is total. The solos are up to their roles, notably the Belgian bass, van Dam, who sounds more French than a Walloon (French Belgian) which he apparently is not. And it is abundantly clear that Mr. Ozawa has a hold on the august Boston Symphony players which his French predecessors with that or-

chestra seldom achieved.

Clean recording, with totally silent surfaces, is merely the start. The life-giving element here is the sensitive and intelligent balance in the sound of the large vocal-orchestral forces. What will please audio listeners most, I think, is that the voices—both solo and chorus—are put in their exact rightful places as adjuncts to the orchestra, not blown up via solo and accent microphones but off on the stage and thus aurally unobtrusive. Even the most rabid vocal-hater will find the musical flow acceptable, as between those portions that are all-orchestra (a major part) and those where the voices assist. A rare accomplishment in microphone restraint.

Nexus—Ragtime Concert. Umbrella UMB DD-2 (Lim. ed. available via Audio-Technica dealers.)

This second direct-to-disc offering from Canadian Umbrella is curiously classical. Though in late ragtime style, via an ensemble of xylophones and marimbas, it is performed by virtuoso young players of impressively classical training, out of orchestras such as the

Classified

FOR SALE

new
model 35^x 2
stereo music amplifier



10 x 35 Watts=350 Watts. But 10X the power of this amplifier sounds only 2X as loud. So why pay for that expensive big amplifier you may not need? Write for the whole story in our FREE CATALOG of kits and wired units.

ACE Audio Co.

- 35^x 2 power amp
- stereo preamps
- equalizers

#532 5th Street,
East Northport, N.Y. 11731

YELLOW PAGES OF AUDIO—\$3.95 Reference to over 5,000 audio products and 1,000 publications. Box 94-A, Colmar, PA 18915.

ANTI-SKATING for AR TURNTABLES!! Proven counter-weight design of nickel steel & aluminum construction. Install yourself in minutes \$7.00 postpaid. (Dealer inquiries invited.) **AUDIO INNOVATIONAL PRODUCTS**, P.O. Box 1607, Portsmouth, N.H. 03801.

BUY DIRECT from England's Hi Fi mail order specialists! Save on B&O, Celestion, Tandberg, Revox, Transcriptors, Jordan Watts, Lowther, KEF Rogers, SME, Ariston, HPD, Sugden, Radford, Neal, Technics, Sony, Aiwa, Yamaha, Pioneer, etc. Shipping list free or send \$3 bills to include literature. Goodwins, 7 The Broadway WoodGreen, London N22 Phone 888 0077 Visitors welcome

THE SENSIBLE SOUND: ONLY audio equipment testing publication with a "best sound for the money" philosophy - for perfectionists on a budget. Subscribe \$10. 11 Canada, 16 foreign. 403 Darwin, Snyder, NY 14226.

LOWEST PRICES ON STEREO-ESOTERIC COMPONENTS!!! Over 150 brands. Write for quotes. Audio Unlimited, 3386 Golf, San Jose, CA 95127. (408) 251-8776 S-Th 6-10.

MXR's 10 Band equalizer, Discwasher Systems, Maxell Tape. Discounted. N.A.B. Audio, Box 7 Ottawa, IL 61350

FOR SALE

TOURING SOUND SYSTEMS, 2, 4, and 8 Track Studios, Disco Sound, Cerwin Vega BGW, Altec, Shure, AKG, Tapco, Dyna, Revox, EV, Beyer, Cetec, etc. K & L Sound Service, 75 North Beacon At., Watertown, Mass. 02172. (617) 787-4072-Att Ken Berger

ATTENTION DYNA OWNERS: Our Dyna Double 400 modification with 16 output transistors, front end bypass, and 80,000 mfd power supply is twice as fast and twice as strong as a stock ST-400. Our Super PAT-5 has lightning fast ICs and improved high gain phono section. With a Denon DL103S straight in, these Super Dynakits show you just how great our Fulton Js and Magneplanars will play. **JENSENS STEREO SHOP**, where State of the Art is affordable. 2202 River Hills Drive, Burnsville, Minnesota. 55337. 612-890-3517.

SEATTLE, WASHINGTON

— Seriously Pursuing The State of the Art —

Audio Research
G.A.S./Ampzilla
Quatre
Mark Levinson
Bravura
Oynaco (MODIFIED)
Connoisseur
Linn Sondek
Formula 4
Denon

Magneplanar
Fulton/FMI
Quad ESL
Beveridge
Yamaha
Nakamichi
AKG
ERA Mk6
Grace
Shure III

DEFINITIVE AUDIO
3414 NE 55th
Seattle, Washington
(206) 524-6633
Tuesday-Saturday

SAVE UP TO 69% ON OVER 100 TOP BRAND AUDIO COMPONENTS FROM CARSTON STUDIOS. NEW ENGLAND'S AUDIO SUPERMARKET. ONE OF THE OLDEST MAIL ORDER FIRMS (EST 1952) AND CERTAINLY ONE OF THE MOST RELIABLE. ALL ORDERS SHIPPED FROM STOCKED WAREHOUSE. SEND FOR PRICE QUOTE AND PRICE LIST. **CARSTON STUDIOS**, OLD BROOKFIELD ROAD, DANBURY, CONN. 06810.

ACOUSTAT FULL-RANGE electrostatic speakers with integral amps, latest version, new, teakwood with off-white linen grill. Call 919-449-4132. Days only.

AUDIO HOUSE — HIGH END VALUE
DB Systems, Leach, DCM "Time Windows", Formula 4, MA 2002-e; shipping prepaid. 5232 Sagamore Dr. Swartz Creek Mich. 48473, 313-732-4670.

IN ILLINOIS, DB SYSTEMS, Quatre, Rogers BBC, Sonex and much more: available at Audio Ltd., 115 N. Walnut, Champaign 61820.

NEUMANN LATHE AM-131 Gotham Amp-Power Supply Gramplan Type "D" Head. Ampex 300-3:351-2:350:212-874-7660-0274.

CROWN DC 300A with case, excellent \$550. (603) 837-9320.

AMPEX 351 ft. mono. Asking 750. (516) 354-3737.

FOR SALE

ENGLISH HI-FI

B&W, Celestion, Decca, Tannoy, Garrard, Radford, SME, KEF, and very famous Transmission Line speakers for sale. Also, AEL Mini Monitors at £ 110.00 pair; Zeppa Anti-Static Gun at £ 6.50 & p/p £ 2.50, Zeppa Record Dust-Lifter at £ 4.00 & p/p £ 2.00, Linn Sondek, Saec arms. All from stock. Write for immediate airmail reply on all prices. Mrs. Ling, Southern Audio Services Ltd., 43 High Street, Kingston, Surrey, UK. Tel: 01-549-3194. Telex 929679 AEL G.

MICHIGAN AREA AUDIOPHILES: Perfectionist Stereo now on display at the **EQUINOX STUDIO**, Fulton FMI, Magneplanar, Magneplanar, Rogers Monitors, Great American Sound GAS, Ampzilla, Paoli, DB Systems, Linn Sondek, KMAL, Grace, Win Labs, Denon, Fidelity Research, Promethean and more. 2763B, 44th St. S.E. Wyoming, MI 49508; 616-531-4530, 313-482-4801.

CANADIANS — OYNACO COMPONENTS AT TREMENDOUS DISCOUNTS. Write En Jay Sales Hornepayne Ontario.

THE NEW PARAGON MODEL 12A preamp the latest and finest in state-of-the-art preamps. **ALSO NEW FROM PARAGON** - the E4 tube amplifier, the E5 100w mono amp (solid state), E3 crossover - and the System E1 preamp. These together with the unbelievably superb sounding **ROGERS LS3/5A BBC MONITOR SPEAKERS**. All at Paragon of Sound. Call 301-229-2676 (Bethesda, Md.) (Weekdays, call after 6:30 p.m.) or write P.O. Box 189, Cabin John, Md. 20731.

CLASSIFIED ADVERTISING RATES

BUSINESS ADS - For Sale, Help Wanted, Services, Business Opportunities, Shortwave, Tape Recordings, etc. etc. 60c per word (minimum charge for eight words per line, \$4.80 per line.) First line set in bold face type at no extra charge. Extra lines set in bold face type \$1.20 per word (minimum charge for eight words per line, \$9.60 per line). One point ruled box, extra charge \$8.00 **Full payment must accompany order.**

NON BUSINESS ADS - Situations Wanted, used equipment for sale by private individuals. 35c per word (minimum charge for eight words per line, \$2.80 per line.) First line set in bold face type at no extra charge. Extra lines set in bold face type. 70c per word (minimum charge for eight words per line, \$5.60 per line) **Full payment must accompany order.**

FREQUENCY DISCOUNT - 3 times, less 10%, 6 times, less 15%, 12 times, less 20%

BLIND ADS - Box numbers may be used at \$5.00 extra for handling and postage

MAIL ORDER AND DISPLAY CLASSIFIED RATE	
1 col x 1"	\$85
1 col x 2"	\$125
1 col x 3"	\$175
2 col x 1"	\$125
2 col x 2"	\$225

Advertiser must supply complete film negative ready for printing for mail order and display ads

AUDIO Magazine
401 North Broad Street
Philadelphia, Penna 19108

HOW TO ANSWER BOX NUMBER ADS

When replying to an Audio Box Number Ad, please use this address Box No c/o Audio, 401 No. Broad Street, Philadelphia, Pa 19108.

FOR SALE

LOWEST DISCOUNT PRICES ANYWHERE on audio equipment. All major brands discounted. Write for quotes. K&L Sound Services, 75 N. Beacon St., Watertown, Mass. 02172.

M&K BOTTOM END SUB-WOOFERS POWERFUL, DETAILED, TIGHT, LOW BASS FOR THE BOTTOM TWO OCTAVES 80-20Hz.

If you have an ear for detailed sounds in bass, and a dislike for "tubby" sound, we invite you to listen to the new BE-1A, BE-1V and the DBE-1A. We believe they are the finest available sub-woofers.

A speaker for long sustained organ notes is easy to make and the M&K BOTTOM ENDS are excellent in this regard; but, for the discriminating audiophile, the BOTTOM ENDS also have:

- Superb detail on drum skin sounds and the ability to distinguish between various bass instruments.
- Solid feel of floor shock on Flamenco
- Exceptionally smooth transition to Quads ESL's, Acoustats, Magnepanars including T/M panels, Magnepan MG-II's, Dahlquists, Dayton-Wrights, KLH-9's, and other fine audiophile speakers.
- The lowest mid-bass & mid-range coloration of any sub-woofer we have heard.
- New M&K universal matrixing & non-matrixing crossover networks allow the use of one or two woofers, no bi-amping necessary, your present stereo amp does it all.
- Extended frequency response, superb tone burst & pulse response, high power handling capacity.
- The new DOUBLE BOTTOM END DBE-1A, our finest audiophile super sub-woofer produces extremely high level deep bass wavefronts with thrilling detail & definition.
- New M&K BASS RAMP to allow BOTTOM ENDS to be used with high efficiency speakers such as Altec, JBL, Klipsch, Tannoy, etc. The ramp is passive, works out of your pre-amp tape in - tape out, and allows the full power of your amplifier to be available. Front knob adjustable up to 20 db. of correction.

NEW BASS & TRANSIENT MUSICAL TEST RECORD VOLUME II

● The new Bass & Transient Test Record, Volume II, contains a brilliant array of musical sounds in classical, jazz, marching bands, organ and opera passages.

● Each one is specifically designed to show and test improvements you can make to your system, as well as being enjoyable on their own. A description of each of the twenty bands tells what to listen for and its significance to audiophile equipment.

● A few critical passages are excerpted and repeated several times to avoid needle lifting and plastic deformation distortion in A-B comparisons or component evaluation.

● It is having an exceptional order rate from high-end audio dealers and manufacturers. Really demonstrates tubby vs. tight bass, very low frequencies and extremely high transient peaks in high frequency crescendos. Available at your M&K Dealer or by direct mail. (\$7.50-mail orders add \$1.00 for postage.)

● Includes: 1812 Overture Finale with live cannons; Pipe Organ and Orchestra; Bells; Flamenco Dancers; Xylophone; Harp; Steam Locomotive

BE-1V "DAVID AND GOLIATH" - THE ALMOST INVISIBLE SYSTEM THAT SOUNDS LIKE A HUGE SPEAKER SYSTEM

● The BE-1V is a super sub-woofer with an internally integrated matrixing crossover network designed to work with the new generation of small super speakers such as the "Visonic "David" 50's & 60's, B&W DM 5's, Roger's LS3/5A, Jim Rogers JR-149, Polk's, ADS', KEF's, etc.


● The above mentioned small super speakers permit excellent decorater effects & when used in conjunction with the BE-1V yield dynamic range, imaging, low distortion, definition and frequency response hard to distinguish from large audiophile systems.

● Write for full descriptive literature on specifications and principles involved. Of course, we don't expect you to believe until you hear one of these systems at your M&K dealer. Please come in and hear it. We have been enjoying watching that expression of disbelief disappear.

Send for literature and dealer list.

MILLER AND KREISEL SOUND CORPORATION
8719 Wilshire Boulevard
Beverly Hills, California 90211
213-652-8318

FOR SALE



CONNECTICUT: ADC-Accutrac, Advent, Audio Pulse, B&O, B.I.C., Citation, Dahlquist, Epicure, Harman/Kardon, JBL, McIntosh, Nakamichi, Ortofon, Phase Linear, Sony, Stax, Tannberg, Yamaha. Will ship prepaid. Sounds Incredible. 226 White St., Danbury, Conn., 06810. (203) 748-3889 - phone quotes only.

SONY PRE-AMP 2000-F w/cabinet 3 yrs old Mint cond. \$225 516-289-6828

TDK SUPER AVILYN C-90 CASSETTES \$3.19 ea. 10 or more \$3.06 ea. SHIPPING & HANDLING 10% under \$20.00 7% over \$20.00. Free Catalog. SAXITONE TAPE SALES, 1776 COLUMBIA RD. N.W., Dept. A, WASHINGTON, D.C. 20009.

AUDIO RESEARCH SP-3A1 OWNERS: New modification tightens bass and extends high frequency response \$90 Williamson Laboratories, 135 N. 183rd, Seattle, WA 98133 (206) 546-1316

FUTTERMAN CAPACITOR COUPLED output transformerless tube amplifiers. Golden Ear Reference loudspeaker system. C/M CC-2A preamp, kitten's step loud by comparison, \$250. C/M RR805 professional rack-mount receiver, \$600. VanAlstine preamplifiers, amplifiers. Verion cartridge transformers. Pioneer SF-850 Electronic Crossover \$205. All-Test #25 Phono preamplifier \$145. Rare Brociner mono tubed amp \$750. Crown SS824 tapedeck, mint \$900. Save here, most esoteric audio equipment. **WANTED:** Marantz 7C's; Audio Research D-150's. GOLDEN EAR, Box 2189, Riverview, Michigan 48192. (313) 479-1234.

NATURAL SOUND IS COMING TO KANSAS CITY!

Now you can hear some of the world's finest equipment, Dayton-Wright and Fulton J speakers with Great American Sound, Mark Levinson, Bravura, Quatre, Rappaport, Paragon, Paoli and Threshold electronics. Hear the widely acclaimed Sleeping Beauty cartridge in Black Widow, Grace, KMAL, and Formula 4 tone arms on Linn Sondek, Ariston, and Connoisseur turntables. Hear the full line of Fulton and KEF speakers. In Kansas City, hear the Dahlquists, in Lincoln, hear the Acoustat X, Double Magnepans with M & K subwoofers, Lentek Monitors, and the amazing mini-Rogers.

Hear Thalia, the Grandson of Ampzilla, and Charlie the digital tuner, all from Great American Sound, and all moderately priced. Natural Sound-stocks KEF drivers and has a large selection of audiophile records, Audio Lab, Mark Levinson, Fulton, M & K... Write for a catalog. Preowned: IMF TLS 80, KLH 9s, Ampzilla, Dual 100, Stax and Audio General Preamps, Panasonic SP10, Thorens TD 125 Mk II, Marantz 10b tuner. Contact us in Lincoln for the opening date and location of Kansas City's new audiophile store, or just call us to discuss state of the art equipment or for information on Fulton's new Musical System. **NATURAL SOUND, 315 SOUTH 11th STREET, LINCOLN, NEBR. 68508 (402) 475-3325.**

NORTHERN N.J.'s finest store - Lux, Mod QQ-10, IMF, Grace, B&W, G.A.S. Sleeping Beauty, FR, B&O and more. University Stereo, 57 E. Ridgewood Ave., Ridgewood, N.J. 07450. 20 minutes from the G.W. bridge.

CANADIANS: ASSEMBLED DYNACO components, hardly used, mint condition. Stereo 400, \$615; PAT-5, \$300; AF-6, \$340. Will cover shipping C.O.D. within Ontario, Quebec and Maritimes. Shipped fully insured. P.D. 1262 Lemoine, Sillery, P.Q., G1S 1A2.

FOR SALE

DIAMOND NEEDLES and Stereo Cartridges at Discount prices for Shure, Pickering, Stanton, Empire, Grado and ADC. Send for free catalog. LYLE CARTRIDGES, Dept. A, Box 69, Kensington Station, Brooklyn, New York 11218.

MODIFICATION MANUAL FOR VACUUM TUBE AUDIO EQUIPMENT 190+ pages of audio philosophy, design criteria, general instructions for all tubed equipment, and step-by-step procedures for optimizing performance of many components "Proprietary" modifications detailed. If you can build a kit, this will enable you to upgrade hardware once doomed to garage sales. Latest printing includes new information, including a construction project for a QUIET Nuvistor sub-preamplifier, and more! Includes free consultation service - \$25.00 California residents add \$1.50. **AUDIO DIMENSIONS**, 8898 Clairemont Mesa, San Diego, Cal. 92123.

CAMPUS REPS! CONSUMERS! DEALERS! Most medium and many high end lines available at lowest wholesale. Make 10%/40% Repping/Demonstrating high quality loudspeaker line. Prices, info, \$1 (refundable w/order) + SASE (812) 332-4252 **AUDIO 1010 S. Dunn, Bloomington, Indiana 47401.**

ELECTRONIC CROSSOVERS—ALL TYPES. Updated definitive booklet describes applications, how to improve speaker systems, \$5.00 postpaid, credited to first purchase. Huntington Electronics, Box 2009A, Huntington, Conn. 06484.

SUPEX — ORTOFON — DENON — OTHER MOVING COIL CARTRIDGE OWNERS: Send for free literature on our Micro Preamp Superb performance at \$99.95. Huntington Electronics, Box 2009A, Huntington, Conn. 06484

AMPZILLA-THAEDRA SON OF AMPZILLA

Sound Advice, 536 State Road, Emmaus, Pa. 18049. Hours Mon., Tues., Thur., Fr., 12-9:30. Wed. 6-9:30, Sat. 10-6. (215) 967-4418.

VERION. ULTIMATE TRANSFORMER FOR MOVING COIL CARTRIDGE. VERION absolute hum and interference cables. Improves your system dramatically! **DENNON.** We are California **BRYSTON** headquarters featuring the amazing **BRYSTON 3B** and **4B** amplifiers. **GALE** improved loudspeaker, 2101 turntable and **GALE** maximum fidelity records. **ROGERS LS35/a** monitor speaker on display, in stock.

GARLAND AUDIO
3101 Telegraph Ave.
Berkeley, California 94705
(415) 841-1591

2960 Stevens Creek Blvd.
San Jose, California 95128
(408) 244-6724


GOLD PLATED SHIELDED METAL PHONO PLUGS 90c ea. Ultra low capacitance (12 pf./ft.) stereo connecting cable, 50c/ft. All ppd. Low mass nylon cartridge mounting hardware, 18 pc. set, \$2.50 ppd. Component Systems 5556 Personality Ct., Indianapolis, IN. 46227

KOSS MODEL ONE electrostatic speakers. Mint. Original cartons. 6 months old. \$1700. Andy Malone, 2524 N.W. 28th Okla. City, Okla. 73107 (405) 947-8925

FOR SALE

BUILD YOUR OWN SPEAKERS AND SAVE UP TO 50%

Send for our free, fact-packed 44-page catalog manual and learn how to assemble your own multi-element stereo speakers from scratch or from kits. Our catalog includes chapters on design, construction, cover enclosures, materials, speakers, tweeters, horns, etc. and more.



SPEAKERLAB
Dept. AD-A 5500 35th N E
Seattle, Washington 98105

NEW GENERATION Crown Amplifiers. Cleanest. Smoothest sound ever produced - Crown D1200/HP1200, on demo only at Barclay Recordings, 233 E. Lancaster Ave., Wynewood, PA 19096; (215) 667-3048.

**STATE OF THE ART
IN
MIAMI, FLORIDA**

Quite simply, only the very finest in audio components.....

Mark Levinson Audio Systems

featuring: H.Q.D. System, LNC-2.

ML-1, ML-2, LNP-2, JC-1-AC & DC

Great American Sound, Fulton Musical Industries, Quad (of England), Stax, Acoustat-X, Magnepan, Sonex, Gale, KEF, Rogers, AGI, Audio Pulse, Lentek, Yamaha, IMP Electronics, Fidelity Research, Grace, Supex, Promethean, Linn Sondek, M&K, Braun, Janis, Sequerra, Bang & Olufsen, Armstrong, KMAL, Decca, Lecson, Naim, Rabco, Otari, Uher, Spondor, and others.

Also, Discwasher record care products and audiophile records such as Mark Levinson Acoustic, Sheffield, Audio Lab, M&K, Reference Recordings, Crystal Clear.

SOUND COMPONENTS INC.

2710 Ponce de Leon Blvd.

Coral Gables, Florida 33134

305-446-1659

TWX: 810-848-7627

Mastercharge & Bancamerica card accepted. We ship mail order prepaid within U.S.

ONLY TEN MINUTES FROM THE MIAMI INTERNATIONAL AIRPORT - WE WELCOME VISITORS FROM ABROAD!!!

THE T.L.E. PREPREAMP is now available. Ultra definition of your Denon, EMT, or Dynavector will finally be realized. Money back guarantee. \$149.00 postpaid. Todd Lee Electronics, 880 Silver Lane, Stratford, Conn. 06497.

AUDIOGRAM, THE BI-MONTHLY newsletter that brings you reviews, news, and our views of today's audio world. \$15.00/6 issues. Free information - Write - Audiogram, P.O. Box 17202, Dept. AM, Wash., D.C. 20041.

POLK AUDIO and AUDIO DEN

The Audio Den is proud to have on display and demonstration the amazing Polk Audio Monitor Series. Our customers say, "Fantastic! Compares with the finest loudspeakers I have heard. Probably the best value in the history of audio!!!" Audiogram™, from the Audio Advisor said, "We were so impressed that we could not believe the prices. Other \$200 speakers simply do not come close to the standards set by the Model 10... And at their price, they are simply a steal!" Come in for an audition or write us for information on Polk or our other state-of-the-art products. Polk is shipped free in the continental U.S. Monitor 10^s - 199.95 ea. Monitor 7^s 129.95 ea. and the incredible Mini Monitor 79.95 ea. Audio Den Ltd. 1320-34 Stony Brook Rd., Stony Brook L.I., N.Y. 11790, 516-751-3350.

SHOP AROUND - Listen to every speaker available - then come to Cyberacoustic Laboratory and hear RTR's New Direct Drive Electrostatic DR-1 speaker system at Philadelphia's exclusive distributor - by appointment - 233 E. Lancaster Ave., Wynewood, PA 19096; (215) 667-3048.

Advertising Index

ADVERTISER	PAGE	ADVERTISER	PAGE
Ace Audio.....	96	Record Care Products	
Amplifier		Write Direct to Advertiser	
Write Direct to Advertiser		Dual (United Audio).....	62, 63
Amber.....	70	Tonearm	
Audio Test Set		Enter No. 9 on Reader Service Card	
Enter No. 1 on Reader Service Card		Dynamic Specialties.....	97
Analog Digital Systems.....	45	Audio Store	
Loudspeaker System		Write Direct to Advertiser	
Enter No. 2 on Reader Service Card		Empire.....	4
The Audio Amateur.....	89	Phono Cartridge	
Publication		Enter No. 10 on Reader Service Card	
Enter No. 3 on Reader Service Card		Epicure.....	57
Audioanalyst.....	88	Loudspeaker Systems	
Loudspeaker Systems		Enter No. 40 on Reader Service Card	
Enter No. 4 on Reader Service Card		Garland Audio.....	99
The Audio Critic.....	64	Audio Store	
Publication		Write Direct to Advertiser	
Write Direct to Advertiser		Hampshire House.....	107
Audio-technica.....	84, 90	Hotel	
Headphones		Write Direct to Advertiser	
Write Direct to Advertiser		Hartley.....	92
Demo Record		Loudspeaker Systems	
Write Direct to Advertiser		Write Direct to Advertiser	
Bose.....	50, 51	Hitachi.....	59
Loudspeaker Systems		Hi-Fi Components	
Write Direct to Advertiser		Enter No. 12 on Reader Service Card	
B&W Speakers.....	31	JBL.....	11
Loudspeaker Systems		Loudspeaker Systems	
Enter No. 5 on Reader Service Card		Write Direct to Advertiser	
Celestion.....	39	Jensen.....	49
Loudspeaker Systems		Loudspeaker Systems	
Enter No. 6 on Reader Service Card		Write Direct to Advertiser	
Crown.....	26	J&R Music.....	89
Amplifier		Audio Mail Order	
Enter No. 7 on Reader Service Card		Enter No. 13 on Reader Service Card	
Custom Stereo.....	105	JVC.....	7
Audio Store		Cassette Deck	
Write Direct to Advertiser		Enter No. 14 on Reader Service Card	
DBX.....	14	KEF.....	40
Hi-Fi Components		Loudspeaker Systems	
Enter No. 8 on Reader Service Card		Enter No. 15 on Reader Service Card	
Decoursey.....	108	Kenwood.....	5
Electronic Crossovers		Loudspeaker Systems	
Write Direct to Advertiser		Write Direct to Advertiser	
Discout Music.....	103	Koss.....	35
Record Club		Headphones	
Write Direct to Advertiser		Enter No. 16 on Reader Service Card	
Discwasher.....	2, 27	Lux.....	53
Discracker		Hi-Fi Components	
Write Direct to Advertiser		Write Direct to Advertiser	

Advertising Index

ADVERTISER	PAGE	ADVERTISER	PAGE
Maxell Magnetic Tape Enter No. 17 on Reader Service Card	21	Rocelco Phono Cartridge Enter No. 30 on Reader Service Card	82
McIntosh Labs Catalog Enter No. 18 on Reader Service Card	86	SAE Hi-Fi Components Enter No. 31 on Reader Service Card	22
McK Sales Audio Mail Order Write Direct to Advertiser	104	Sansui Loudspeaker Systems Enter No. 32 on Reader Service Card	47
Memorex Cassette Tapes Enter No. 19 on Reader Service Card	6	Schwann Catalog Write Direct to Advertiser	95
Micro-Acoustics Hi-Fi Components Write Direct to Advertiser	19	Shure Phono Cartridge Enter No. 33 on Reader Service Card	13
MXR Graphic Equalizer Enter No. 21 on Reader Service Card	25	Sony Corp. Hi-Fi Components Enter No. 34 on Reader Service Card	42, 43
Ohm Loudspeaker Systems Enter No. 22 on Reader Service Card	15	Sony/Superscope Pg. 110, Cov. III Elcaset Write Direct to Advertiser	
Ovation Audio Store Write Direct to Advertiser	106	Soundcraftsmen Hi-Fi Components Enter No. 35 on Reader Service Card	12
PAIA Joystick Controller Enter No. 23 on Reader Service Card	94	Speakerlab Speaker Kits Write Direct to Advertiser	91
Phase Linear Hi-Fi Components Enter No. 24 on Reader Service Card	85	Studer/Revox Hi-Fi Components Enter No. 44 on Reader Service Card	41
Pickering Hi-Fi Components Enter No. 25 on Reader Service Card	3	Sumiko Phono Cartridge Enter No. 36 on Reader Service Card	94
Pioneer Hi-Fi Components Enter No. 26 on Reader Service Card	Cov. II, Pg. 1	Synergistics Loudspeaker Systems Enter No. 37 on Reader Service Card	23
Playback Audio Mail Order Enter No. 27 on Reader Service Card	91	TDK Magnetic Tapes Enter No. 38 on Reader Service Card	37
Polk Audio Hi-Fi Components Write Direct to Advertiser	87	Teac Reel-to-Reel Tape Decks Write Direct to Advertiser	54, 55
Primo Microphones Enter No. 28 on Reader Service Card	91	Technics Hi-Fi Components Enter No. 39 on Reader Service Card	Cov. IV
PS Audio Hi-Fi Components Enter No. 29 on Reader Service Card	86	Visonik Hi-Fi Components Enter No. 40 on Reader Service Card	65
Rhoades Teledapter T.V. Sound Tuner Write Direct to Advertiser	109	Yamaha Hi-Fi Components Write Direct to Advertiser	17

FOR SALE

FREE details... A DIFFERENT KIND OF RECORD CLUB

Discounts up to 73%, no "agree-to-purchase" obligations. All labels, Schwann catalog of thousands of titles; classical, pop, jazz, country, etc. Discount dividend certificates. Newsletter; accessories; quick service. 100% iron-clad guarantees. Write for free details.

dmc DISCOUNT MUSIC CLUB, INC. DEPT. 14-0877
650 Main Street, New Rochelle, N.Y. 10801

CABINETS FOR DYNACO preamps, tuners. Quadaptor, Stereo 120, Literature, Geometrix, Box 612, Mexico, MO 65265

POLK AUDIO MONITOR SERIES

AUDIO BREAKTHROUGHS now has on demonstration the remarkable new Polk loudspeakers. Compare them to the finest loudspeakers in the world. Both the Seven (\$129.95 ea.) and the Ten (\$199.95 ea.) utilize high definition polymer laminate bass-midrange drivers, wide dispersion soft dome tweeters and fluid coupled sub-bass radiators. They are capable of reproducing a highly defined phase accurate three dimensional sonic image which rivals the thousand dollar super speakers. They sound great with a small receiver, yet reveal the fine subtleties of state of the art electronics like Levinson and G.A.S. Shipped free in U.S. Send for free brochures on Polk or our other fine lines. **AUDIO BREAKTHROUGHS**, 1681 Northern Blvd. Manhasset L.I. NY 11030 516-627-7333

MOD KIT MADNESS! It all began in earnest with The Audio Amateur magazine. Today, after seven years, this modifier/builder's quarterly is helping beginners and buffs alike coax the elusive spirit of perfection from Dyna and Heath units, as well as handmade originals.

Proven, tested, and complete articles you shouldn't miss—transmission lines, electrostatic speakers, electronic crossovers, amplifiers, preamps, mixers, and plenty more. It's easier and less expensive than you think.

Subscribe now or send for our free descriptive prospectus. \$9 for four issues, \$25 for twelve. TAA-1, P.O. Box 176, Petersborough, NH 03458.

MARANTZ 10B RACK faceplate and assembly \$100. M. Horonzak, 332 Newport Webster Groves, MO. 63119.

ARC CLASSIC, SP-3A-3; Dual 76A, Magneplanar T-IC's. Perfect. Transferable warranties. Was \$3350.00. Asking \$2550.00. 218-724-9256. Duluth, Minnesota.

DYNACO PAS-3X OWNERS REJOICE! Transform your preamp into a state-of-the-art contender for only \$35! New 46-piece mod kit significantly improves definition, measured performance, versatility, features. Detailed instructions. Free shipping in U.S. August Systems, Box 188, Sidney, IL 61877.

NATURAL SOUND IS COMING TO KANSAS CITY!

PIONEER TX-9500 tuner \$225; Pioneer RG-1 Expander \$115; Teac 2300-S \$275. All absolute mint. Write P.O. Box 433, South Dennis, MA 02660.

SP4 — SP4 — SP4

New analog module preamp from Audio Research with their new D100 amp, more need not be said! Barclay Rec. & Electronics, 233 E. Lancaster Ave., Wynwood, Pa. 215-667-3048.

ACCUPHASE C-200 and P-300, excellent condition. Call after 2 pm, 216-792-2161.

FOR SALE

BUY HI-FI COMPONENTS THE MODERN WAY:

ADC • AKAI • AR
DUAL • KOSS • SONY
SHERWOOD • SHURE
TEAC • TDK • HY-GAIN
(CBS)

MANY OTHERS

PHONE & MAIL

Call TOLL FREE or write for LOW PRICES

Nationwide **800/854-7769**
California **800/472-1783**

Approved by Phone

MCK SALES

250 N THOMAS, PO BOX 2100
POMONA CA 91766

ROGERS LS III-5A BBC Monitor speakers. Unbelievable but hearing is believing. Now at Paragon of Sound. Call 301-229-2676 (Bethesda, Maryland) (On weekdays call after 6:30 P.M.) or write to Paragon of Sound, P.O. Box 189, Cabin John, MD 20731

SOUND ADVICE MAGAZINE OFFERS EDITORIAL JUDGMENTS ABOUT AUDIO COMPONENTS UNADULTERATED BY THE INFLUENCE OF EQUIPMENT MANUFACTURER ADVERTISING. THE FORMAT COMBINES OBJECTIVE TESTING PROCEDURES WITH SUBJECTIVE LISTENING EVALUATION TO GIVE YOU A BALANCED PICTURE OF THE PERFORMANCE CHARACTERISTICS OF AUDIO COMPONENTS. THE RESULTS ARE MUCH LIKE THE BEST EFFORTS OF TRUE WINE CONNOISSEURS. THEY CAN USE LABORATORY TESTING DEVICES WHICH PROVIDE THE POTENTIAL PURCHASER WITH MEASUREMENTS OF THE PERCENTAGE OF ALCOHOL, THE AMOUNT OF SEDIMENT PRESENT, AND SO FORTH, BUT NONE OF THESE ACCURATE TESTS CAN TELL THE CONSUMER HOW THE WINE WILL TASTE. SO IT IS WITH THE EVALUATION OF HIGH QUALITY AUDIO COMPONENTS. OBJECTIVE TESTS CAN YIELD SOME USEFUL DATA, SUCH AS THE PERCENTAGE OF DISTORTION PRODUCED, FREQUENCY RESPONSE UNDER TEST CONDITIONS, ETC. AND YET EVEN THE MOST SOPHISTICATED TESTS CANNOT SUBSTITUTE FOR THAT MARVELOUS INSTRUMENT—THE HUMAN EAR. THEN, THERE ARE THE PRACTICAL JUDGMENTS REGARDING RELIABILITY, QUALITY OF CONSTRUCTION, PHYSICAL APPEARANCE, THE PRESENCE OR ABSENCE OF FEATURES WHICH ARE ALSO SUBJECTIVE CONSIDERATIONS. IF YOU AGREE, LET US GIVE YOU SOUND ADVICE. FOR \$12.00 IT'S THE BEST AUDIO INVESTMENT YOU WILL EVER MAKE. BECAUSE SOUND ADVICE IS PUBLISHED FOR THE LOVE OF LISTENING RATHER THAN THE PURSUIT OF PROFIT, WE NEED FINANCIAL SUPPORT THROUGH YOUR SUBSCRIPTIONS. WE FEEL A STRONG NEED TO CONTINUE TO PROVIDE YOU WITH OBJECTIVE JUDGMENTS AND RECOMMENDATIONS. YOU WON'T FIND THEM IN OTHER PUBLICATIONS. SOUND ADVICE-4 ISSUES FOR \$12.00 (\$15.00 FIRST CLASS, \$18.00 FOREIGN, SENT AIR MAIL). NEW ADDRESS: 68 POST STREET, SUITE 226, SAN FRANCISCO, CA. 94104.

MR. AUDIO REPRINT of Sound Advice review of Trevor Lee's preamp has NOT been authorized by the publisher. See 4th issue of Sound Advice for revised opinions.

EXCELLENT DEMO AND USED EQUIPMENT: Radford ZD-22 preamp... \$395, Radford HD250 integrated amp... \$495, MAS-1 preamp... \$95, Stax SRA 12S preamp/headphone driver... \$395, Quad 405 power amp... \$295, KMAL M9BA tonearm... \$90, Audaire power amp... \$295, Stax SRA 3S... \$295, ARC: SP-3... \$395, D51... \$495, D76A... \$795, T111 or TIC... \$995, Manager... Audio Systems & Design, Inc., 5421 S. 84th, Lincoln, Nebr. 68516... (402) 423-8732

STAX DA300 class A power amp, new, B. Duca, P.O. Box 93, Beverly, N.J. 08010. (609) 386-7041.

FOR SALE

MARANTZ 10B \$550, 7T \$225, BOTH \$675 with cabinets, all original paperwork Revox A77 \$375, G36111 in custom cabinet \$195 Thorens TD224 (rare changer) Shure V15 \$225. All plus shipping. Whitson, 6827 Rosemary Lane, Charlotte, NC 28210 (704) 366-8787.

SME 3009 SERIES 2 ND. Shell never used \$135; Dynaco PAT-5 \$180, AF-6 \$205, ST80 (kit) \$160; Ortofon M15E super cartridge never used \$60; Rick Hiller 713-664-4805.

BANG & OLUFSEN BEOSYSTEM 6000 complete. B&O's prized top of the line system comprises: Beomaster 6000, 4x40 WRMS, CD-4, SQ, ambio, steno, mono, FM/tuner amp with remote control, Beogram 6000, CD4, tangential tracking Beocord 2200 cassette deck, 2x Beovox M 70, 2x Beovox P50 speakers. Virtually brand new. U.S. \$4500. Call Toronto 416-245-7243 evenings.

LINN SONDEK - KMAL perfect. Spare tone arm, board for Grace 707. \$385 -1-704-847-4705.

AUDIO RESEARCH D-76A amp (just retubed & rebiasd) \$650; Tympani I-C's \$925 pair. Gerry, Box 17, Glenham, N.Y. 12527. (914) 831-1411.

24 CHANNEL SOUND REINFORCEMENT MIXER, 100 foot snole, balanced input, 3 band EQ, 3 submixers, monitor, echo, solo. Also UREI Model 527A GRAPHIC EQUALIZER. Best Offer! B C & C Enterprises, P.O. Box 1036, Littleton, Colorado 80160; (303) 751-5991.

LIGHTING DIMMER SYSTEM for sale. 32 - 3K dimmers, 32 faders with 16 preset memory console. Packed for touring. Must Sell! B C & G Enterprises, P.O. Box 1036, Littleton, Colorado 80160; (303) 751-5991.

STEREOPUS—Perhaps you haven't heard of us by now. With all the new equipment review quarterlies, you ought to know that only two others now in existence predate *Stereopus*. Our first volume of four issues is now complete. In it we reviewed several dozen components, from modestly priced but quality equipment to full fledged state-of-the-art. We don't believe in slighting any class of components—the high end is necessary to give a reference standard, less expensive components help us retain a sense of perspective.

Don't you think it's about time you checked out *Stereopus*? Volume Two has begun. It will consist of three newsletters and two larger issues. Our first newsletter, out now, has over a dozen product reviews, including a first impression of the new Full Range Heil loudspeaker system! Reviews upcoming include the B&W DM-6, Audioanalyst Anthem Array, Fried Model H, IMF Electronics TLS 5011, Sonex Two, and Koss Model Two loudspeakers, Jensen Double Stereo 400, Ampzilla II, and Audio Research D-100 power amps. Infinity FET, DB systems, Jensen FET-5, Audionics, and Audio Research SP-4 preamps, and much more. \$10.00/year (\$12.50 first class), \$12.50 Canada and foreign, (\$16.00 foreign air). Limited copies of Volume One still available at the same price. P.O. Box 509, Shalimar, Florida 32579.

HIGHEST QUALITY USED EQUIPMENT: Yamaha C-1 pre-amp, \$1000; Yamaha YP-800 turntable, \$360; Sony TTS-3000A turntable, \$150; Beogram 4002 turntable, \$525; Marantz 10B tuner, \$525; Marantz 20B tuner, \$400; Marantz 33 pre-amp, \$260; Marantz 16 amp, \$280; IMF TLS-80 spks, \$640 ea; IMF Studio 3B spks, \$300 ea; McIntosh MX110 tuner/pre-amp, \$250; Audio Research SP3 pre-amp, \$450; Revox A77II deck, \$600; Four (4) Dayton-Wright XG8 MkII spks w/power supply, \$2000 complete; AR LST2 spks, \$250 ea; Tandberg 3600XD deck, \$450; Tandberg 9000X deck, \$500; Tandberg TCD310 deck, \$250; AR11 spks, \$200 ea; Nakamichi 1000 deck, \$900; JBL SA600 amp, \$250; Crown OC300 amp, \$475; Phase Linear 700 amp, \$525; Phase Linear 2000 pre-amp, \$200; Marantz 18 rec, \$475 and Marantz 3600 pre-amp, \$350. All used equipment guaranteed 90 days parts & labor. Audio Consultants, Inc., 517 Davis Street, Evanston, IL. 60201. (312) 864-9565.

VIENNESE WALTZES, POLKAS, OVERTURES on imported Dolby cassettes. Mostly non-Schwann. K.C. Company, Box 793, Augusta, Maine, 04330.

FOR SALE

10 1/2" Recorder Specialists: Fresh Scotch L/N 3600 ft. on new 1/4" NAB metal reels five for \$35.00. New low noise, high output Ampex tape on 10 1/2" metal reel, six for \$35.00. Reconditioned NAB metal 10 1/2" reels, \$24.00 per dozen. 10% on above for postage. Other tapes also on special, write for catalog: Sound, POB 88338, Atlanta, GA 30338.

NAKAMICHI 1000 (\$925), Sony PS 8750 (\$525) GAS Thaedra (\$725). All purchased new in January and in flawless condition. Michael Weissman, 245 Ramsey Rd., Yonkers, N.Y. 10701.

MAGNEPAN MG-II's, Black, \$550. 214-593-5458.

THOUSANDS OF LIKE NEW LP's and prerecorded tapes. Catalogue - \$1.50. House of Records, Hillburn, New York 10931.

AUDIO'S HI-FI HANDBOOK

Complete reference guide to over 1,000 components including prices and specs. All arranged in tabular form for easy comparison. Plus over 30 outstanding articles on audio topics, trends and advances. State-of-the-art reading for audiophiles. Only a limited quantity available. Over 200 pages. Send \$4.50 (including shipping and handling) to: Jean Davis, Audio Hi-Fi Handbook, 401 N. Broad St., Phila., Pa. 19108.

NAME BRAND RECORDING TAPE, custom loaded. Available in cassettes, reels, and cartridges. Huge savings direct from manufacturer. New catalogue now available, MJS, 516 Brooks, San Jose, Calif. 95125 (408) 998-2693.

HI-FI ENTHUSIASTS WANTED!! Earn more than just spare money in your spare time. We need campus representatives to sell name brand stereo components at discount prices in your area. High commission, no investment required. Serious inquiries only, please. Contact: Alan Weisberg, K&L Sound Services Co., 75 N. Beacon St., Watertown, Mass. 02172

CANADIANS: Best Hi-Fi discounts on over 96 leading Hi-Fi brands. Many exclusive factory closeout and special deals. Quotations via return mail. Nationwide mailorder service. FREE catalogs jam packed with bargains in Hi-Fi equipment, tape and recording accessories, calculators, telephones and accessories, kits, parts, etc. Hundreds of factory and government surplus specials too! American inquiries welcome. Rush free catalog request to: ETCO, Dept. AUA, Box 741, Montreal H3C 2V2

TANNOY SPEAKERS all models, Quad-405 amplifier, 33 pre-amplifier. Write to Nat, 423 South Sixth Ave., Mount Vernon, NY 10550.

PROTECT YOUR LPs. Poly sleeves for jackets 8c round bottom inner sleeves 7c Poly lined paper sleeves 15c White jackets 35c Postage \$1.50 House of Records, Hillburn, New York 10931

Professional Hi-Fi Home Study Course—Instructors include Len Feldman, Julian Hirsch, Larry Klein and Larry Zide. Send \$2.00 for full color AUDIO PRIMER and information on joining (SAC) Society Audio Consultants, Dept. A, 49 East 34th St., New York, N.Y. 10016.

CONN. AND WESTERN MASS.'S LARGEST STEREO DEALER

● Accuphase ● Audio Technica ● Epicure ● Dahlquist
● B&W ● dB Systems ● Crown ● Quatre ● Phase Linear ● SAE ● ESS ● Soundcraftsmen ● Magnepan ● Magneplanar ● Mayware ● Grace ● Tandberg ● Technics ● SME ● Ortofon ● Revox ● TEAC ● DBX ● Beyer ● Stax ● AKG ● Nakamichi ● Sequerra ● Hartley Woofers ● Harman-Kardon ● Rabco ● Avid and more.

FRED LOCKE STEREO

Avon	East Hartford	New Haven
203-678-1797	203-289-3231	203-787-3469
Newington	Waterbury	Orange
203-666-0555	203-757-9296	203-795-5757
Springfield, MA.	Professional Products Division	
413-782-7111	203-828-1124	

FOR SALE

COLORADO'S AUDIO ALTERNATIVE — Boulder Sound Gallery, Ltd. — Purveyors of unusually fine audio systems and service to meet the needs of all serious music lovers. Our product selection includes the Acoustat X ESL, Allison, B & O, B & W, Dahlquist, dbx, Dynavector, Fidelity Research, Fons, Luxman, Magneplanar, Mark Levinson, M & K Sound, Quad Acoustical, Quatre, RAM Sound Concepts, Stax, Supex/Sumiko, Yamaha, and Ultraphase. Demo Lux M-6000 amp with new warranty available.
1200 Pearl, Boulder, Colorado 80302; 1-303-444-2626

THE SENSIBLE SOUND

In issue No. 2, reviews for the first time anywhere - DCM Time Windows, Grafyx SP-10, and Marjen I speakers. \$35 August systems Mod for Dyna PAS3x, Quatre BOD-1B pre-amp, AKG K140 and Suporex PEP-70E headphones, Hegeman Probe, Bigston and Technics 677 cassette decks. Also - Audio Pulse, Onkyo TX4500, Decca Brush, Shure M95, Phase Linear 400, four new direct discs, and much more. Subscribe - \$10, \$11 Canada, \$16 Foreign. 403 Darwin, Snyder, NY 14226.

AMPLIFIERS KITS AND ELECTRONICS PARTS - specialists in advanced audio design. Computronics, Box 531, Station "H", Montreal, Canada.

LOUDSPEAKER DESIGN COOKBOOK

9 graphs, 12 tables, 34 illustrations, and 33 references makes this one of the most comprehensive source guides available. Covers A.S., reflex, passive radiator, and T.L. design technique. Shows how to calculate driver parameters as "Q" and compliance ratio. Also covers cone doping, testing and cosmetics. Great for amateur builders, excellent reference for audio stores and limited production speaker manufacturers. \$6.50 to SPEAKER RESEARCH ASSOCIATES (SRA), 3959 S.E. Hawthorne Blvd., Portland, Ore. 97214.

TREVOR LEES MK.2 PREAMP KIT

Stereo Disc Reproducing Preamp: with voltage feedback separate regulation for each stage DC bias heater voltage plus/minus 3 dB RIAA EQ. Designed to fit into a Dynaco PAS; included are two PC boards with quality components premounted, capacitors, and a potentiometer. Three phono inputs plus switching for three aux inputs and tape input/outputs. \$200. (CA add sales tax) \$210 outside U.S. (Air Mail) Black Anodized Faceplate \$25. \$30. outside U.S.

TREVOR LEES TUBE PREAMP

Finally the MC preamp is available. Write for details.

MR. AUDIO'S BIMONTHLY

The Bimonthly has a new:
Editor
Staff
Address
Timetable
Outlook on audio...

MR. AUDIO
P.O. BOX 4489
BERKELEY, CA 94704

AMPEX 440B 4-TRACK RECORDER in console, \$2,995.00; 3M 2-Track M79 Recorder w/remöte, \$3,400.00; Ampex 351 Mono Tape Recorder in console or portable case, \$1,200.00; Altec 9860A Active Equalizer (1/3 octave) \$350.00; RCL Echo Unit \$200.00; Altec 771B Bi-amps, \$375 for the pair; 2 ea. 9844A Altec Speakers, \$400 for the pair; Aerovox heavy duty degausser, \$50.00; AR2AX Speakers, pr. \$150.00; Fairchild 658 Reverbatron, \$300.00. CASTLE RECORDING, P.O. Box 628, Lake Geneva, WI 53147. (414) 248-2085.

FOR SALE: MCINTOSH C-28 preamplifier in factory sealed carton. Includes walnut cabinet and McIntosh speaker control relay. A current list value of \$764, all for \$500. Write Arni P.O. Box 22, Highlands, N.J. 02732.

LEACH LNF-1A: 100 Watt/Channel Stereo Power Amp Low TIM (Transient Intermodulation Distortion) Amplifier Available from your local dealer or from Electronics One, Inc., P. O. Box 13835, Atlanta, Georgia 30324

FOR SALE

ROGERS LS35A's, \$340; ADS 810's, \$490; Linn-Sondek, \$285; Grace 940 arm, \$100; Micro-Acoustics QDCle, \$39; Grace f8c, \$50; Tandberg TR 1055, \$495. All equipment shipped prepaid - C.O.D. Call (703) 552-5568.

ATTENTION!

Owners of SONUS: B&O; V-15111; DECCA and other high quality cartridges. Experience true clarity and openness in the high end. The HEGEMAN PROBE is now available. For info and/or orders contact: C.S.A., 35 Little Falls Rd., Fairfield, NJ 07006. (201) 256-3636.

Avant-garde

14583 Big Basin Way
Suite 2B, Saratoga, CA 95070
(408) 867-6677

LOW NOISE RESISTORS— $\frac{1}{4}$ W, 5% from 1 to 4M7 ohms for 3 $\frac{1}{2}$ c ea. 50 per value \$.85 Postage & handling \$1. Send 25c for catalog, sample & specs. Components Center, Box 134A, NY, NY 10038

INNOVATIVE AUDIO

Audio Instruments & Service for the music lover & audiophile. Drop in to experience us. You will experience a home-like atmosphere as much as you need honest & concise information, unmatched service, superb facilities & a good time. Mark Levinson, Sequerra, Dunlap Clark, IMF Int, Innotech, Audio, Acoustat, Quatre, Spendor, AGI, DB Systems, Yamaha, SAE, Accuphase, Stax, BGW, DBX, Klipsch, ADS, OHM, Micro-seiki, Linn Sondek, Teac, Revox, Drtoton, Denon, Supex, Gale.

INNOVATIVE AUDIO

129 Degraw Street, Brooklyn, NY
(212) 596-0888

WESTCHESTER, FAIRFIELD COUNTY

THE LISTENING ROOM INC.

590 Central Park Avenue
Scarsdale, N.Y. 10583
914-472-4558

Cordially invites you to audition our fine of equipment. AMPZILLA II ● SON OF AMPZILLA ● AUDIDANALYST ● THRESHOLD ● DAYTON WRIGHT ● ESL ● DAHLQUIST ● DENON ● DUNLAP CLARKE ● GRACE ● JANIS ● KEF ● LUXMAN ● M & K ● NAKAMICHI ● PARAGDN 12 ● S A E C ● SEQUERRA ● STAX ● TANDBERG ● THAEOIRA ● THOEBE ● ANTHEM ARRAY ● QUAD ESL ● YAMAHA ●

AUDIO PULSE DIGITAL DELAY SYSTEM
DYNAVECTOR TONE ARM DV 505

MCINTOSH CII preamp \$150.00, Dynakit 7D amp \$75.00, Clark, 25831 Posada, MisViejo, CA 92675, 714-586-8743.

GUITAR HARMONIC generator. Serious inquiries only. E. L. Krause, 1503 Viewridge, San Antonio TX 78213. 1-512-344-1573.

PEAK-DETECTING L.E.D.'s indicate amplifier's output limit; prevent clipping, distortion, speaker damage. Compact (1 $\frac{1}{2}$ "x2"x3") unit adjustable 15-250 watts/channel, sent calibrated for your stereo system. Solid-state electronics in hand-milled oiled walnut block. Self-powered; connects to speaker lines, cannot affect sound quality. Send system specifications, 25 dollar bank check or money order to MICO, P.O. Box 1450, Ithaca, New York 14850. Quantity pricing available.

DUAL 1229 W/DECCA MK-4 \$125. JVC-4VR5445 4 ch. rcvr. \$180; Soundcraftsman 20-12 \$175. Viking 86 \$50. Sony TC-263D deck \$40, 201-257-2794.

SAE MKVIB-w/cabinet, instructions, warranty, rarely used, exc. condition. Write or call: G. Schacker, 3162 Main St. Buffalo, N.Y. 14214. (716) 836-8451.

MINT QUAD: (703) 802020 w/case \$110, Sony TA313CF \$100, Panasonic SE405 demodulator \$75. A. Borrego, 800 Babcock A-1, San Antonio, Texas 78201.

**NATURAL SOUND
IS COMING TO
KANSAS CITY!**

FOR SALE

CENTRAL OHIO Audiophile Art Headquarters

GAS • AUDIO RESEARCH
SAE • LINN SONDEK • FONS
TASCAM • MAGNEPLAN
MAGNEPLANAR • KLIPSCH
GRACE • KIETH MONKS
SUPEX • FIDELITY RESEARCH
STAX • ROGERS • LUXMAN
AUDIO PULSE

Custom Stereo

1391 S. Hamilton Rd. Columbus, OH 43227
235-7575

AMPEX TAPE—NEW 1800' on 7" reel 12 for \$18 POST-PAID, 1200' 12 for \$13 POSTPAID—free list—WIDE RESPONSE. 6114A, SANTA MONICA BLVD., HOLLYWOOD, CA, 90038.

NORTHWEST AUDIOPHILES

THE TIN EAR presents high definition audio components for the discriminating music lover

AUDIO RESEARCH	NAKAMICHI	MARK LEVINSON
BEVERIDGE	MAGNEPLANAR	TREVOR LEE
YAMAHA	FULTON	AUDIOANALYST
ROGERS	AKG	TECHNICS
LUXMAN	GRACE	DAHLQUIST
SUPEX	LINN SONDEK	QUAD
FORMULA 4	QUATRE	SONEX

Also: Audio Lab, Levinson, Pathi Marconi, Sheffield recordings.

THE TIN EAR STEREO CENTER

704 SYMONS, RICHLAND, WA. 99352
(509) 946-4459 Tues.-Sat.

CYBERACOUSTIC LABORATORY is a research and development center combined with the most scientifically advanced audio acoustics lab. Exciting new product lines for 76-77 including: Audio Pulse Home Digital Delay Line, Acoustat Direct Tube Drive Electrostatic Spkr., Crown's New High Definition Series of Amps and Preamps, Fulton Systems, Infinity's New Quantum Spkr. Series, Luxman Ultra-High Fidelity Solid State & Tubes, IMF International Spkrs., RTR Point Source Direct Drive Electrostatic Spkrs., IM Fried Models H. M. O. R. II, L. Q. & S Spkrs., Denon Blk & Wht. Carts., Stax Electrostatic Spkrs., Nakamichi's Recording Director Series of Electronics, Source Engineering's New Noise Reduction System, EMT Moving Coil Cartridges, Transcriptors TT, Sonus Carts., Otari Decks, KEF Spkrs., Spendor Spkrs., Formula 4 Tonearms, Polk Spkrs., Fons TT AND MUCH MORE!!!! 233 E. Lancaster Ave., Wynewood, PA 19096, 215-667-3048

SAVE ON SACRED COWS—Bose, SAE, JBL, Thorens, Philips. Over 50 top brands. Write for quotes. SOUTHBOUND SOUND, P.O. Box 52508, Atlanta, Georgia 30355.

THE CONTROVERSIAL HM 4-A line Amps, Dynaco tubed and transistorized units built-modified. Tubes, turntables, cartridges, and more. Write for quote: H.M. Products Ltd., P.O. Box 482, Alta Loma, Ca. 91701.

BUILD YOUR OWN ENCLOSURES with ALTEC 8" coaxial speakers. Engineered enclosure plans \$3.00. Plans free with purchase of two speakers at \$47.50 a pair. MAIN STREET SOUND, PO Box 1434, Bridgeport, Conn. 06602.

DYNAKITS, SHURE, SME, lowest prices. Underground HiFi Sales, 324 Broadwater Rd., Arnold, MD 21012. (301) 647-0919.

PIONEER RT1020L TAPE DECK, \$400. Teac AN180 Dolby, \$200. Both used. D. Troup 1161 Strong, Elkhart, IN 46514. 219-294-1819.

FOR SALE

ACTIVE ELECTRONIC CROSSOVERS

Plug-in Butterworth (maximally flat) filters in 6 db., 12 db., or 18 db. per octave attenuation, any specified frequency. Complete crossover in attractive cabinet with all terminations and regulated power supply.

MONAURAL BI-AMP	\$ 92.00
STEREO BI-AMP	\$126.00
STEREO TRI-AMP	\$209.00
STEREO QUAD-AMP	\$279.50

Suggested added features: Summer for "Single Woofer" systems, sub-sonic noise elimination filters; level controls.

FOR OEM'S AND HOME ASSEMBLERS
500 Series dual filters and/or plug-in filters; regulated power supplies.

WRITE FOR FREE BROCHURE AND PRICE SHEET

DeCoursey ENGINEERING LABORATORY
11828 Jefferson Bl. • Culver City, CA 90230
Phone: (213) 397-9668

CUSTOM ELECTRONIC CROSSOVERS!!! We specialize in crossover/biamp systems for subwoofer electronics and will optimize our circuitry for your high-definition components; including: Janis, Dahlquist, Dayton-Wright, Fulton, Acoustat and etc. 50 and 100 watt amplifiers are also available with built-in crossover systems for a variety of applications including sound reinforcement and bi-amplification of medium power stereo receivers. Write for brochure! MONOLYTHIC SOUND P.O. Box 44 La Jolla, California 92038.

AKG, AMPZILLA, ARISTON, BEYER, CIZEK, CROWN, Dahlquist, DB Systems, Denon Electronics, Entre, Fons, Grace, Grado Signature, Infinity, Nakamichi, Ortofon, PHASE LINEAR, PMI, REVOX, SAE, SAEC, Sennheiser, Sequerra, Sony, Stanton, Stax, Supex, TASCAM, Technics, Thorens, etc.

HI-FI HAVEN
28 Easton Ave.
New Brunswick, N.J. 08901
201-249-5130

ESOTERIC PRODUCTS - New and used. Audio Research, Nakamichi, Ampzilla, Luxman, B&O, Dahlquist, Quatre. Write for list. STEREO SHOP, 107 Third Ave SE, Cedar Rapids, Iowa 52401

6 SWITCHCRAFT QUADRASWITCHERS (2 630-4A Program Selectors, 2 631-4 Amp. Selectors, 2 632-4 spkr. selectors), \$99, \$189 & \$149 resp. or best offer. Call (203) 637-9824.

CANADIANS: ASSEMBLED DYNACO components, hardly used, mint condition. Stereo 400, \$615; PAT-5, \$300; AF-6, \$340. Will cover shipping C.O.D. within Ontario, Quebec and Maritimes. Shipped fully insured. P.O., 1262 Lemoine, Sillery, P.O. G1S 1A2

TAPE & TAPE RECORDERS

QUADRAPHONIC OPEN REEL TAPES. Lowest Prices. Free List. Real Sound, P.O. Box 71, Shillington, PA 19607

CUSTOMIZED TAPES. Jazz, Big Band Select standard tracks or available artists. Free catalog. 80 minute reel cassette or 8 track. \$8.00. Tapes Unlimited. Box 163. Parts mouth. RI 02871

TAPE & TAPE RECORDERS

DISCOUNTS ON RECORDING TAPE. M.A.D. P.O. Box 532, Southfield, MI. 48037. Mastercharge and phone orders accepted (313) 559-6913.

CAVEAT EMPTOR! Microphone comparison tape auditions popular mikes before you buy, presents chorus and orchestra recorded in true stereo. Cassette or reel, \$6.50. Millers, 1896 Maywood, S. Euclid, OH 44121.

SCOTCH RECORDING TAPE. lowest prices TAPE CENTER Box 43058 Washington, D.C. 20012. USA, APD, FPD

EVERYTHING ON OPEN REEL! Classical, Popular, Dolby, Quadraphonic. Latest releases. For "Reel News," send \$1.00. Barclay-Crocker, Room 857 A, 11 Broadway, New York 10004.

CASSETTES, 8-TRK & REEL TAPES, lowest prices, name brands and custom loaded w/BASF or SCOTCH. Super mastering computer cassettes loaded with LAB SERIES TAPE. Prepaid shipment. FREE catalog STANFORD INTERNATIONAL, Box 609A, San Carlos, CA 94070

WE WILL BEAT any price sheet in America. Featuring TDK, MAXELL, and others. Tape World International, 220 Spring St., Butler, PA 16001.

SONAR'S OPEN REEL TAPES Duped one to one from the master. All formats. Highest quality available anywhere! Send \$1.00 for catalog and stereo sampler 1/4 track. 7 1/2 ips tape. Sonar, P.O. Box 455A, Kingsbridge Station, Bronx, NY 10463

RECORDING TAPE—DUSTANDING VALUES
CASSETTES—8 TRACKS—OPEN REEL—ACCESSORIES.
New, Fully Guaranteed. FREE CATALOG. Write:
MAGNE HOUSE
2015-17th Street, San Francisco, CA 94103

OLDIES TAPES ON OPEN REEL TAPE. Rock n' Roll songs by their year of release. Over 100 songs per year. Free brochure. Rock N' Reel Rental, Dept. C, 4 Prescott Ave., Dix Hills, NY 11746.

MAXELL, AMPEX, CAPITOL, Columbia Tape Bulk & Custom Loaded reels, cassettes. Reels, boxes, leader, splicers. For complete catalog write Omega Audio, Box 39253-B, Redford, MI 48239

TDK, MAXELL, MEMOREX, BASF, cassettes, reels 8-tracks. Lowest prices. New. Guaranteed FREE CATALOG S & S Audio, P.O. Box 56039, Harwood Hts. IL 60656

SERVICES

CUSTOM RECORDING SERVICE. Tapes, discs, and cassettes. Stereo and mono. Live and copies. Editing. Masters and pressings. High quality at reasonable rates. Joseph Giovanelli, Audio-Tech Laboratories, 2819 Newkirk Ave., Brooklyn, N.Y. IN9-7134.

CROWN INTERNATIONAL

Complete repair, overhaul, and rebuilding service for current and early model Crown tape recorders and amplifiers. New Crown recorders in stock for immediate delivery. Excellent selection of reconditioned Crown recorders for sale. Used Crown recorders purchased and accepted for trade in. TECHNARTS 8555 Fenton Street, Silver Spring, MD 20910 301-585-1118

SERVICES

STERED MASTERS, RECORDS AND ALBUMS. Check our prices. Newest type high level cutting equipment featuring: Neumann VMS 70 Computer control lathe, Parametric Equalization, Dolby, OBX, and the new SX74 Cutting System by Neumann. Special package prices on pure vinyl album and single record production 1000 45 RPM stereo singles \$199.00 including mastering 100 LP albums \$325.00 including printed jackets. Write or call for brochure. A & R Record Manufacturing Corp., 902 N. Industrial Blvd., Dallas, Texas 75207. Toll Free 1-800-527-3260

TAPE RECORDER HEADS re-lapped \$15.00 ea. Removed from machine or stack. One day service. E. Maher, 5 Evans Place, Orinda, Calif. 94563

DISCO SOUND SYSTEMS - Installations, sales, service & rentals. Mobile DJ available. King Cobra Sound Co., 291 Kings Highway, Brooklyn, N.Y. 11223. Tel: 212-375-4062.

8 1/2x11 CIRCULAR PRINTING. One side. Non conflicting ads on back. \$8.00 per 500 postpaid! Immediate shipment. We both save money. Jelkin, 18 Seafoam Ave., Boston, MA 02152.

NASHVILLE RECORD PRODUCTIONS WILL PRESS HIGH QUALITY PURE VINYL RECORDS FROM YOUR TAPES. SEND FOR SAMPLE RECORD AND PRICE LIST. ALSO FINEST DISC MASTERING. 469 Chestnut St., NASHVILLE TENNESSEE 37203

MAGAZINES

TERRORIST COUNTERMEASURES detailed in *Counterforce*, the magazine on terrorism. 4039 Cole, Dallas, Texas 75204.

RADIO PROGRAMS

VINTAGE RADIO: Lowest rates, post free, traders welcome; shows for comics, etc. signals. Box 5063, Station E, Edmonton, Alta., Canada

OLD RADIO SHOWS on tape. Most have original commercials. Low as \$1.87 per hour. Catalog \$1.00. Phantom Empire, 2500 Pennington, Houston, Texas 77093.

1930-1962 RADIO PROGRAMS. Tapes \$1.00 hour!! Established esteemed dealer. Informative 175 page catalog, \$1.25. AM Treasures, Box 192 AU, Babylon, N.Y. 11702

GOLDEN AGE RADIO - your best source for radio tapes. Box 25215 D, Portland, Oregon 97225

SPEAKERS

HIGH FIDELITY SPEAKERS REPAIRED
AMPRITE SPEAKERS SERVICE
655 Sixth Avenue, New York, N.Y. 10010
212-CH3-4812

ELECTRO-VOICE SENTRY PRODUCTS. In stock: Sentry IV-B, Sentry III, and Sentry V monitor loudspeaker systems for professional monitoring and sound reinforcement. Immediate air freight shipment to any N. American destination. National Sound Company, Ft. Lauderdale, Florida. (305) 462-6862.

5,000 SPEAKER CABINETS
"Builders delight" finished, ready for speakers. OHIO MERCHANDISE, 2825 S. Main St. - Akron OH. 44319

RECORDS

QUASI-RATIONAL PRODUCTS has everything in record protection; Liners @ \$13.50/100 incl. shipping, jackets, containers, Discwasher, Watts, Maxell, Nortronic, Jensen and Pioneer auto, etcetera. **Swift and Reliable.** Free catalog. **QUASI-RATIONAL PRODUCTS, P.O. Box 171, Prospect Heights, Illinois 60070.**

COLLECTORS RECORDS - 50,000 LPs - Sold @ Auction - International Service Since 1971 - Specify category or artists - Lists From: Ray Macknic (or) Theo's, P.O. Box 7511, Van Nuys, Calif. 91406, U.S.A.

OPERA TAPES-DISCS - Fantastic rare live performances. Superb quality, fast service. Free catalog. Historical Recording Enterprises, Box 12, Kew Gardens, N.Y. 11415.

NEW LINE LPs 30s & 40s SWING BANDS, SWEET BANDS. Selections never before released. Send for catalog. Hindsight Records, Inc., P.O. Box 480306-A, Los Angeles, CA 90048.

CATALOGS: Broadcasts, soundtracks. Personalities of Thirties, Forties. Box 225, New York, N.Y. 10028

WHILE YOU WERE LOOKING for out-of-print records, you should've been looking for us. **DISContinued**, 444 S. Victory Blvd., Burbank, Ca. 91502

QUADRAPHONIC RECORDS AND TAPES - World's largest selection - all labels, over 1000 titles - at discount prices! For your free illustrated quad catalog, write: **SOUND CONCEPTS**, Box 654-C, Peoria, Illinois 61652

DISCOUNTS ON LP's, Tapes, Cutouts, Imports. Huge Catalogs. One Dollar. Record Finder Services NERT, Box 268, Lawrence, Mass. 01842

SOUNDTRACKS, CASTS, personalities! Free newsletter! **RTSA**, 3700 Plaza, F211, Santa Ana, Calif. 92704.

SHOW ALBUMS—Rare Out of Print LP's. 64 page list \$1.00. **ROBBER BRIDEGROOM 7" STEREO**, 33-1/3, & songs Jerry Urbach; Virginia Vestoff \$3.95; La Strada, Mata Hari EP \$3.95; Bakers Wife cast LP \$9.95. Broadway/ Hollywood Recordings, Georgetown, Conn. 06829.

RECORD JACKETs. Replace old, torn, 12" or 10" LP jackets with new, pure white, cardboard jackets, 35c. Postage \$1.25. 78 sleeves and opera boxes, all sizes. Free catalog. **CABCO A6**, Box 8212, Columbus, Ohio 43201.

STEREO LP's at low wholesale prices. Free details. **G.L. Wholesaling Enterprises**, Box 12, Depew, N.Y. 14043.

RECORD HUNTING? Send your list with postage stamp to Record Service, 7428 Deaver, Fort Worth, Texas 76118.

HELP WANTED

RECORDISTS interested in a high paying career. No experience necessary. No traveling. Modest investment required. Send resume to **DGI**, 551 NW 42nd Ave., Suite 304, Ft. Lauderdale, Fla. 33317.

HIGH FIDELITY

PINK NOISE TAPES. Measure loudspeaker response accurately with a microphone and voltmeter. 1/3 octave bands ±1dB 31.5Hz to 16KHz, 15 ips-\$28 ppd 7½ ips-\$23 ppd. Both ¼" halftrack. Cassette available. Instructions included for stereo system or P.A. application. **AUDIOLECTRO** Audio Division, Box 5334-A, San Antonio, Texas 78201. **QUALITY PRODUCTS SINCE 1929.**

PERSONALS

RECORDING STUDIO ENGINEER CAREER? Degree Unnecessary. Send two 13c stamps to Attainment Research, Box 45333AU, Dallas, Tex. 75245.

MUSICAL INSTRUMENTS

UP TO 60% DISCOUNT. Name brand instruments. Catalog Freeport Music, 114R Mahan St., W. Babylon, N.Y. 11704.

PLANS & KITS

TAPE-SLIDE SYNCHRONIZER, lap-dissolve plans, \$5.50 With mixer, compressor, preamp schematics, \$8.50. The Millers, 1896 Maywood, S. Euclid, OH 44121.

GOVT. SURPLUS

JEEPS, TRUCKS, Typically from \$52.40 ... Automobiles, Boats, Motorcycles, Airplanes, Cameras, Tools, Clothing, Sports, Camping, Photographic, Electronics Equipment ... 200,000 Bid Bargains Direct from Government Nationwide ... Low as 2c on Dollar! Surplus Catalog and Sales Directory \$1.00 (refundable). **National Surplus Center**, 240 Eastcass-AUD, Joliet, Ill. 60432.

WANTED TO BUY OR TRADE

WANTED: TEAC 7030GSL, JBL Hartfields, J. Wolff, 15228 Mettetal, Det., Mi. 48227

MARANTZ 7C, Z, 9, J. Fong, 1238 Green St., San Francisco, CA 94109.

AUDIO RESEARCH CORP. Dual 150; Accuphase T-100 AM/FM; Naim NAP 250; Threshold Class A (400 W); Acoustat-X ELS's. (519) 945-8486.

CASH FOR your unwanted LPs & reel to reel tapes Records. Box 323, Hillburn, New York 10931

I WOULD LIKE TO PURCHASE THE FOLLOWING: SL-1350; Z-2000B. If unable to get, then my second consideration would be SR525; Sansui (Pioneer stereo receiver SX1250); Robert Gregory, HHB3/19th Field Artillery, Fort Polk, LA 71459.

TASCAM 70 RTR with 501 or 701 electronics, must be in excellent condition. **H. Rosenberg**, 48 W. 21 St., N.Y. 10010.

LEAK TUBE STEREO preamp, T. Alder, 454 New Jersey Ave. S.E., Washington, DC. 20003.

TO ALL MUSIC mfg. companies: Wanted to buy any type of musical instruments, drum, horns, stereos, synthesizers, etc., etc., etc. at manufacturers cost. Send information, **Gary Lewis Wholesale Co.**, 1813 Norwood, Toledo, Ohio 43607.

WANTED: SONY TA-3200F preamplifier. **Don Abele**, P.O. Box 76180, Birmingham, Ala. 35223.

E.V. GEORGIAN OR TWO PATRICIAN IV's or 600's and T350's 16 ohms. **John Wynn**, 4836 Old Post Circle, Boulder, Colo. 80301; 303-443-2996.

STEREO TV



The TE-200 TELEADAPTER EASILY CONNECTS TO ANY TV & STEREO SYSTEM. Using our coupling and matrix circuit, teleadapter takes a low impedance output from the television and delivers two HIGH IMPEDANCE CHANNELS OF SIMULATED STEREO, to drive any amplifier. Frequency response is maintained so you can hear the tinkle of bells or booming bass sounds as it happens on TV. With service warranty and hookup instructions \$19.95 ppd. Guaranteed to make your TV 100% more enjoyable.

OUR NEW TE-300 VHF UHF TELEVISION High Fidelity AUDIO TUNER is now available. Completely solid state. Recording and amp output jacks. Anodized Aluminum front panel and simulated Walnut Cabinet. 110 volt operation \$169.95 ppd.

SEND CHECK, M.O., MASTERCHARGE, or BANKAMERICARD NO and Expiration date TO RHOADES NATIONAL CORP. DEPT NO 5C BOX 817, HENDERSONVILLE, TENNESSEE 37075

NAME _____

ADDRESS _____

CITY _____ STATE _____ ZIP _____

SEND COMPLETE CATALOG

TAPE RECORDINGS

RECORDING TAPE SPECIALIST OFFERS LOW PRICES, FAST SERVICE, WIDE VARIETY OF BRANDS, UNUSUAL CATALOG. **SAXITONE TAPE SHOP**, 1776 COLUMBIA ROAD, N.W. WASHINGTON, D.C. 20009.

RARE OPERA TAPES. Over 3000 on reels from all over the world. Some available on cassettes too. Write: **Cory**, Box 1123, Malibu, California, 90265.

BUSINESS OPPORTUNITIES

CAMPUS REPRESENTATIVES - Double your profits! Contact **TOKYO AUDIO LTD.**, Box 3241, Los Angeles, Ca. 90028

OWNER'S HEALTH FORCES SALE!!

Well-established California audiophile store, five year national reputation, top lines, superb opportunity for diversified eccentric audiophile, priced for immediate bargain sale, terms negotiable, for details write: P.O. Box 637, San Carlos, CA 94070.

\$25.00 DAILY POSSIBLE stuffing envelopes! Details **FREE SERVICE**, Box-715 AU, Lynbrook, N.Y. 11563.

\$1000 MONTHLY POSSIBLE! Mailing Commission letters. Information—**FREE Opportunities**, Box 721-AU, Lynbrook, N.Y. 11563.

MAJOR ENTERTAINMENT CO. offers you the opportunity to go into a business of your own making money from your music and hi fi hobby. You can operate this business part-time or absentee management in a protected territory. It is a part of the biggest boom business of the decade as reported in Newsweek and Forbes magazines. Giant income potential. Requires \$7,950 capital and excellent references. **MURRAY THE K's DISCO ON WHEELS**, Dept. H, 405 Park Ave., N.Y. 10022 or call Mr. Martin (212) 688-3760.

INSTRUCTION & EDUCATION

PIANO LESSONS by mail using cassette tapes. Free details. **Home Music Co.**, Box 13113, Louisville, KY 40213.

DEGREES, experience/credits: **EMI, Inc.** Box 4277, Inglewood, CA. 90309

The Revolutionary

Wow & flutter: .04%*. Signal/noise ratio: 62 dB.**

Introducing the incredible Elcaset system. Developed by Sony to bring you unsurpassed cassette sound.

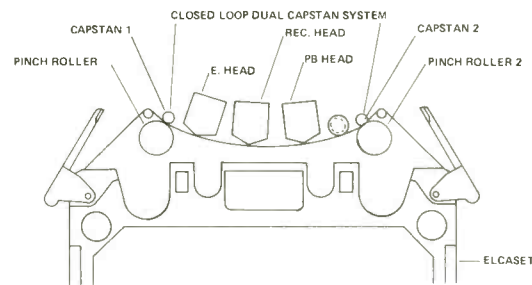
- 1.** The Elcaset tape is as wide as reel-to-reel tape: $\frac{1}{4}$ "
- 2.** Tape moves twice as fast: $3\frac{3}{4}$ ips. Result: the widest dynamic range, the widest frequency response, the cleanest sound ever offered in a cassette format. Unlike the standard cassette, the Sony Elcaset sound is not compressed, constrained. It's expansive and full. It "breathes." It's true high fidelity.
- 3.** The tape is lifted out from the cassette and guided across the heads by a stabilizing pin in the deck

itself — just as in reel-to-reel.

Result: lowest wow and flutter, superior tape/head alignment, even better frequency response. (See diagram).

- 4.** All-new tape formulation with thicker oxide coating and thicker polyester for highest quality sound.

- 5.** Automatic tape formulation adjustment. Small holes encoded on the cassette case "tell" the Elcaset deck what type of tape is being used (SLH, FeCr). The Elcaset then automatically adjusts both bias and EQ for optimum performance.



Tape (Actual Size)



Sony Elcaset System

Frequency response: 25 Hz-22 kHz, ± 3 dB***

An engineering triumph, the Sony EL-7 Stereo Elcaset Deck was designed exclusively for the new Elcaset tape.

1. Closed-loop dual capstan tape drive. One of the most advanced tape drive systems now available, it assures constant tape-to-head contact pressure, low wow and flutter and virtually nonexistent modulation noise.

2. The 3-motor system starts with a **DC servo motor** for utmost reliability. A sophisticated feedback circuit corrects for line voltage fluctuations, and other speed-altering factors. This is the finest tape recorder motor system money can buy. Proof? Wow and flutter of only .04%.

3. Sony's 3-head system offers the most precise tape/head alignment possible. All three heads are made of ferrite and ferrite — a super-strong formulation that lasts up to 200 times longer than standard perm-alloy. Head surfaces are mirror-smooth for friction-free tape travel and optimum tape/head contact. Incredibly close tolerances in the head gap assure widest frequency response.

4. Direct coupling of playback head with the FET first-stage reproduction amplifier significantly reduces distortion, improves signal/noise ratio and frequency response linearity.

Also available: The Sony EL-5 Stereo Elcaset Deck. Includes many of the same high performance features of the Sony EL-7, at a lower price.

Deck

Brought to you by

SUPERSCOPE®



Memory tape counter provides automatic sequential rewind and playback immediately after recording from a specific spot on the tape.

Timer activating capability, in conjunction with an external timer, turns on/off playback or record mode unattended.

Illuminated "feather-touch" solenoid operation. Logic-controlled system allows instantaneous mode change, bypassing stop.

Air-cushion eject slowly, softly opens tape compartment door, thus minimizing wear on eject system.

Dolby Noise Reduction System includes 25 μ S de-emphasis circuit for Do by FM, as well as controls for standard Dolby applications.

*WRMS **FeCr tape, Dolby****out. ***FeCr tape. ****TM Dolby Labs, Inc. (Source: Sony Corp.)
© 1977 Superscope, Inc., 20525 Nordhoff St., Chatsworth, CA 91311. Prices and models subject to change without notice. Consult the Yellow Pages for your nearest Superscope dealer.

What you don't hear is as impressive as what you do.

Up to now the most you could expect from a medium-priced cassette deck was rather medium performance. But now there's the RS-630US. The medium-priced cassette deck with high-priced performance.

We started by going to work on the sounds you don't want to hear with any cassette deck. When we finished, we ended up with virtually inaudible wow and flutter (0.09% WRMS). Negligible distortion. Transistorized switching that reduces signal loss. And a S/N ratio where there's practically no room for noise (-63dB with Dolby* and CrO₂ tape).

That's what you won't hear. What you will hear is a frequency response of 30Hz to 16kHz (CrO₂ tape). That means cymbals, brass and strings will sound crisp, smooth and natural. The reasons: A super alloy tape head formed under intense heat and pressure. As well as high-grade premium transistors.

You can also forget tape hiss. Because we use a two-stage direct-coupled equalizer as well as Dolby.* So that soft musical passages will remain quiet.

The RS-630US also has highly accurate peak-check meters that let you set the recording levels without the fear of overload distortion. So you get highly accurate recordings. With excellent dynamic range.

There are also dual output level controls. A CrO₂ tape selector switch. A lockable pause control. And Auto-Stop at the end of the tape in both record and playback modes.

So if you've been looking for a cassette deck with outstanding performance, audition the RS-630US. It only sounds expensive.

*Dolby is a trademark of Dolby Laboratories, Inc.
Cabinetry is simulated wood. Enter No. 39 on Reader Service Card

Technics

by Panasonic

