

The Authoritative Magazine About High Fidelity

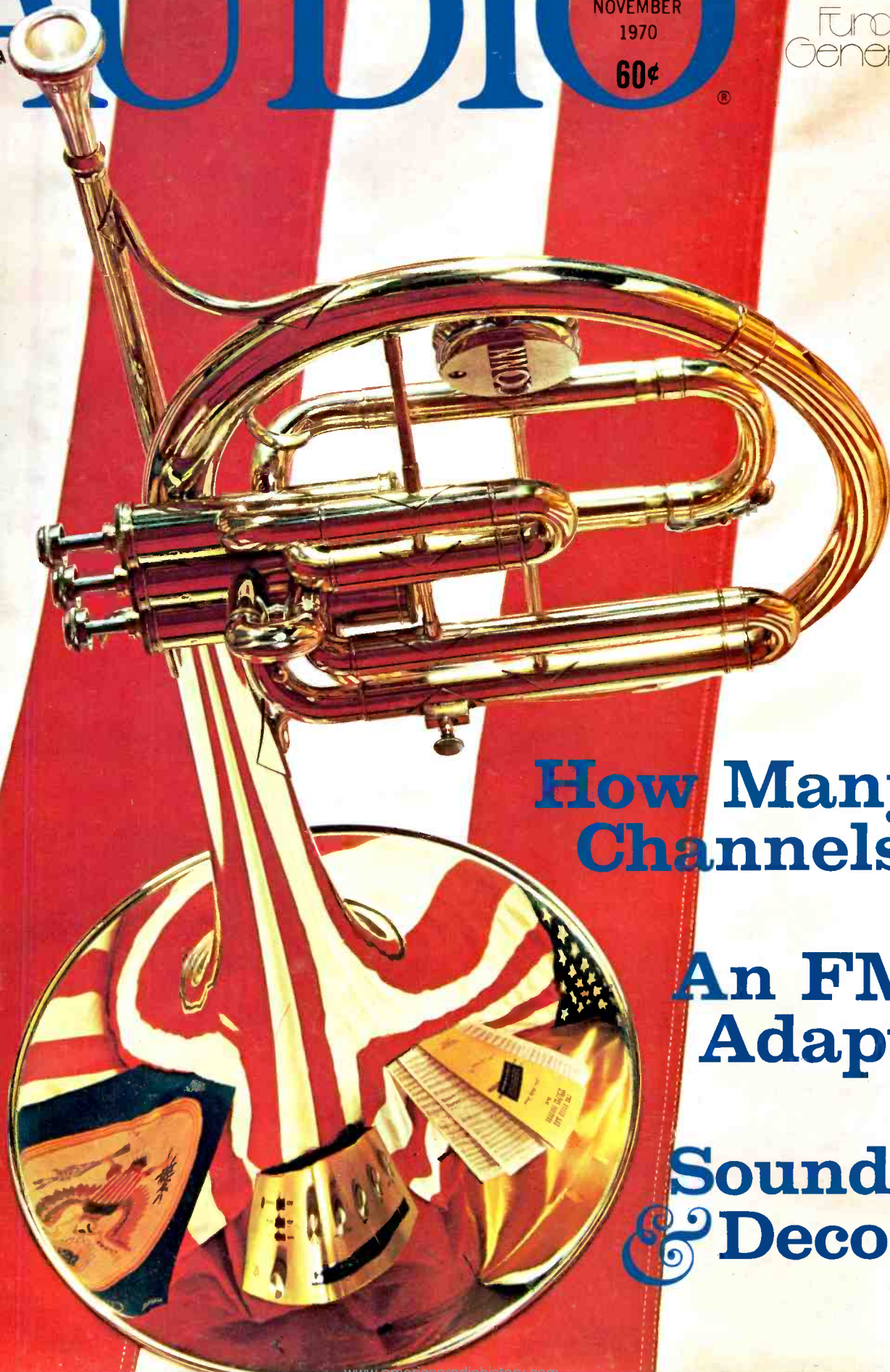
# AUDIO

NOVEMBER

1970

60¢

Crowhurst  
Function  
Generators

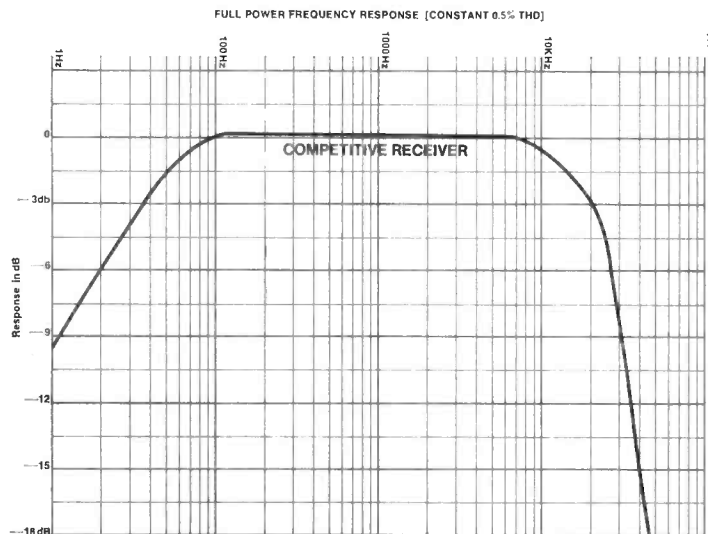


**How Many  
Channels?**

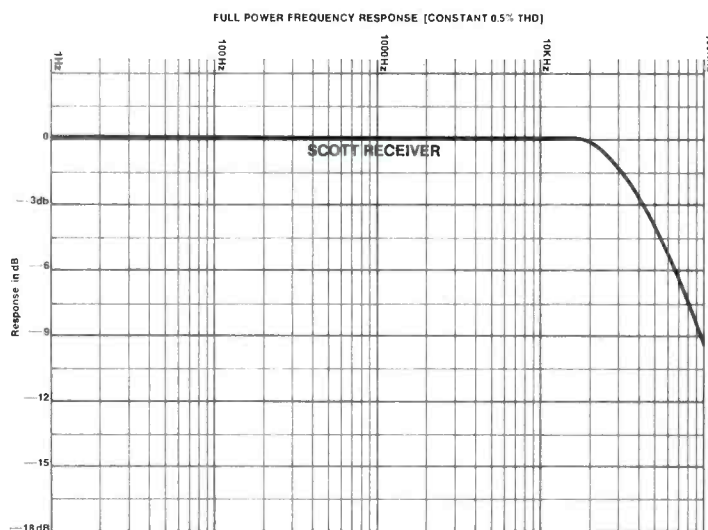
**An FM  
Adapter**

**Sound  
& Decor**

# Any high-power receiver gives you good midrange response,



## Scott gives you power where it counts.



Today's low-efficiency speaker systems need plenty of clean, undistorted power to sound their best. And almost any modern receiver can put out the needed power in the midrange frequencies . . . that's easy. Where the real test occurs is in the vital low and high frequency ranges . . . that's where Scott beats any competition you can name.

For sustained undistorted power at low frequencies, Scott engineers have designed one of the heftiest, coolest-running power supplies in the business. The oversized transformer is specially designed for minimum heat rise and maximum efficiency. Giant power supply capacitors store more than adequate power for even the most strenuous bass passages. As you can see on the graph, Scott power is sustained even below 100 Hz, where other receivers tend to "sag."

Scott Full Complementary Output gives you lower distortion at critical high frequencies than any other

amplifier circuit design. High-gain F/C/O transistors are specified by Scott for lower distortion at any given power output.

Laboratory test results and power charts can show you exactly where Scott receivers excel. But the most convincing proof is to listen to any Scott receiver connected to the speakers of your choice. Choose from three outstanding models: the 342C FM stereo receiver, at \$269.95; the 382C AM/FM stereo receiver, at \$299.95; and the 386 AM/FM stereo receiver, at \$395.95.

## SCOTT®

H. H. Scott, Inc., Dept. 011-10  
111 Powdermill Road, Maynard, Massachusetts 01754  
Export: Scott International  
Maynard, Massachusetts 01754

Check No. 100 on Reader Service Card

(c) 1970, H. H. Scott, Inc.



# DOLBY AND MULTITRACK IN LONDON

With the increasing sophistication of pop and rock recording, quality conscious London studios are finding the DOLBY SYSTEM essential in preventing the noise problems which are otherwise inherent in multi-track recording. In London's rapidly expanding network of 16-track studios, 19 of the 20 recorders currently in use are fully equipped with Dolby noise reduction units

Robin Castle at Trident Studios  
23 Dolby A301 units,  
including 16 on two 16-track recorders

Mike Clendon at I.B.C. Recording Studios  
fully Dolby equipped 16-track installation

Frank Owen at Island Studios  
30 Dolby A301 units,  
including 24 on three 16-track recorders

top right:  
One of the Dolby installations at Olympic Studios  
London's first multi-track studio to use  
noise reduction throughout

## DOLBY LABORATORIES INC

333 Avenue of the Americas New York NY 10014  
telephone (212) 243-2525 cables Dolylabs New York

UK and international:

346 Clapham Road London SW9 England  
telephone C1-720 1111 telex 919109 cables Dolbylabs London



DOLBY SYSTEM


say  
**SHARPE**  
for the  
sound of  
satisfaction



When you purchase **SHARPE** Stereo Headphones, you get the finest that money can buy. Whether you choose the new budget minded Model 7 or the top rated MK II... or any other **SHARPE** Stereo Headphones, you will experience presence, fidelity, and brilliance unmatched by any other brand. For example, the MK II stereophones with their smooth frequency response from 15-30,000 Hz (30-15,000 ± 3.5 dB) are the choice of the pros... they should know quality when they hear it.

Ask your dealer about "Stereo Central," **SHARPE's** new development in stereophone remote control convenience. The ultimate in electronic design, Stereo Central's unique phase blending control extends two-channel stereo to the full spectrum of sound achieved from four-channel stereo systems. Styled in rich walnut wood grain, Stereo Central will compliment your decor and offer an ideal stereophone storage facility.

Use the handy reader-service card for the name of the **SHARPE** franchised dealer nearest you.



**SHARPE**  
**AUDIO DIVISION**  
**SCINTREX INC.**

390 Creekside Drive, Amherst Industrial Park  
Tonawanda, N. Y. 14150

Export Agents:  
Elpa Marketing Industries Inc.  
New Hyde Park, N. Y. 11044

ALSO AVAILABLE IN CANADA

Check No. 2 on Reader Service Card

# AUDIO

Successor to **RADIO**, Est. 1917

NOVEMBER 1970

Vol. 54, No. 11

**George W. Tillet**  
Editor

**Edward Tatnall Canby**  
Associate Editor

**Marlyn Rentschler**  
Designer

**Ruth E. Napp**  
Advertising Production

**Jay L. Butler**  
Publisher

**C. G. McProud**  
Consulting Publisher

**Sanford L. Cahn**  
Marketing Director

**Jean Davis**  
Subscription Manager

Contributing Editors

**Herman Burstein**  
**Leonard Feldman**  
**Richard Freed**  
**Joseph Giovanelli**  
**Alexander Rosner**  
**Bertram Stanleigh**  
**S. L. Weingarten**  
**Bert Whyte**

## FEATURE ARTICLES

- 22 The Function Generator
- 24 Another Look at Parallel-Connected Speakers
- 28 Rosemary Brown
- 32 New York Hi-Fi Show
- 36 How Many Channels?
- 43 Additions to ANNUAL PRODUCT DIRECTORY
- 48 Quadraphonic News
- 50 Sound and Decor
- 52 FM Adapter Unit

**Norman H. Crowhurst**  
**Dick Crawford**  
**Edward Tatnall Canby**

**Duane Cooper**

**Leonard Feldman**

## EQUIPMENT PROFILES

- 62 Sony Stereo Power Amplifier
- 68 Electro-Voice Integrated Music System
- 72 Empire Stereo Phonograph Cartridge

**TA-3200F**  
**Landmark 100**  
**1000 ZE**

## RECORD/TAPE REVIEWS

- 74 Classical
- 76 Canby Capsules
- 78 Opera Records
- 80 Jazz
- 84 "NOW" Music
- 86 Tape Reviews

**Edward Tatnall Canby**  
**Edward Tatnall Canby**  
**Richard Freed**  
**Bertram Stanleigh**  
**Sherwood L. Weingarten**  
**Bert Whyte**

## AUDIO IN GENERAL

- 4 Audioclinic **Joseph Giovanelli**
- 8 Behind the Scenes **Bert Whyte**
- 12 Dear Editor:
- 16 Tape Guide **Herman Burstein**
- 20 Editor's Review
- 88 Classified
- 90 Advertising Index



**AUDIO** (title registered U. S. Pat. Off.) is published by North American Publishing Co., I. J. Borowsky, President; Frank Nemeyer, C. G. McProud, and Roger Damio, Vice Presidents; R. Kenneth Baxter, Production Director; Nate Rosenblatt, Promotion Director; Mary Claffey, Circulation Director. Subscription rates—U.S. Possessions, Canada, and Mexico, \$5.00 for one year; \$9.00 for two years; all other countries, \$8.00 per year. Printed in U.S.A. at Philadelphia, Pa. All rights reserved. Entire contents copyrighted 1970 by North American Publishing Co. Second class postage paid at Phila., Pa.

**REGIONAL SALES OFFICES:** Jay L. Butler and Sanford L. Cahn, 41 East 42nd St., New York, N.Y. 10017; Telephone (212) 687-8924.  
Jay Martin, 15010 Ventura Blvd., Sherman Oaks, Calif. 91403; (213) 981-7852.

**REPRESENTATIVES: United Kingdom:** Overseas Newspapers (Agencies) Limited, Cromwell House, Fulwood Place, London, W.C.1./Telephone: 01-242 0661/Cables: WESNEWS London PS4.

**Continental Europe:** John Ashcraft, 12 Bear St., Leicester Square, London W.C. 2. England, Tel. 930.0525. For Benelux & Germany: W. J. M. Sanders, Mgr, Herengracht 365, Amsterdam, Holland, Tel. 24.09.08.

**Japan:** Matsushita Inc., Highness Takawawa, Room 405, 8-33 Takawawa 4-chome, Minato-ku, Tokyo, Japan 108.

**AUDIO** Editorial and Publishing Offices, 134 N. 13th St., Philadelphia, Pa. 19107  
Postmaster: Send Form 3579 to the above address

The first thing that will impress you about the all-new W45 is its *articulation*; how every nuance of the musical score, every intonation of the instruments comes through with exhilarating clarity and definition. The W45 is not a big speaker (only 22" x 12" x 10" deep), except when you measure its performance!

The woofer is a heavy duty 10" unit with high compliance neofrene surround; a specially constructed, large diameter voice coil assembly and a massive magnet structure are all engineered for the purpose of taking the power and dynamic range demanded, and giving it all back again as distortion-free,



mirror-image sound. The mid and treble ranges are handled by the 3¼" and 2½" ultra-curvilinear units that spread the sound throughout the listening area smoothly and uniformly. Special "unitized" cabinet construction avoids spurious noises.

At \$117.00 list, the W45 is an attractively priced and exceptional value. It is just one of six Wharfedale speaker systems engineered for every budget. Write to Wharfedale Division, British Industries Co., Dept. HS-10, Westbury, New York 11590.

**Wharfedale**  
ACHROMATIC SPEAKER SYSTEMS

# The new W45 takes all the oomph in the oom pah pah and all the moo in the moog!



Check No. 3 on Reader Service Card

# Coming in December

## CHRISTMAS BUYERS GUIDE:

Some suggestions for Xmas shopping—gifts your wife can buy you—or you can buy yourself!

## SPECIAL HEADPHONE NUMBER:

The leading makes tested and evaluated.

## EQUIPMENT PROFILES include:

**KLH Model 33 Loudspeakers**  
**Empire 598 Turntable**

## PLUS

Record and Tape Reviews and all the regular features.



**About the cover:** This rather Patriotic cover shows a Conn Mellophonium which was specially designed by Stan Kenton. It is monophonic and if you wanted to buy one, it would set you back about \$400. . . . Keen-eyed readers will have noticed an AR receiver reflected in the bell. The distortion is purely visual. . . .

# Audioclinic

JOSEPH GIOVANELLI

## Connecting a TV set to a Home Music System

*Q. How do I obtain audio output from my television receiver which can be fed to the auxiliary input of my music system?—Charles Reibeling, Brooklyn, New York*

*A.* Without having a schematic of your television set here as I write this, it is impossible to give you a concrete answer. All I can do here is give you some general guidelines to follow.

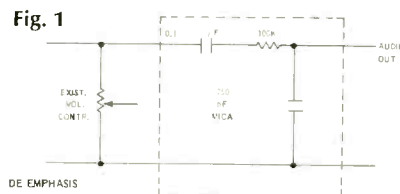
Many television receivers are of the series-heater-string variety, having no power transformer. If yours is one of these sets, do not attempt to connect it to your audio system without first obtaining an isolation transformer. Such a transformer is connected between the a.c. power line and the set. It does exactly what its name implies: it isolates the power line from the television set's ground system. The voltage appearing across the output socket of the transformer is the same as that supplied by the power line. The purpose of the transformer in this application is to ensure that the ground system of the set is not connected directly to the power line. Without the transformer, the television set's ground system could either be at true ground potential or might be "hot" with respect to ground, depending upon the polarity of the wall plug. You can see that if the TV set's ground was actually "hot," and that if it is connected to a high fidelity system which is grounded, the full power line voltage would be shorted, blowing a fuse and possibly damaging the two pieces of equipment. Further, we must not overlook the shock hazard which exists at the time that the connection is made.

Assuming that the set is a tube-equipped unit, the signal can be taken directly across the volume control. However, if the set is of solid-state design, there will not be sufficient signal produced across this volume control to drive your high fidelity system. You should obtain your signal from the output of the stage following the volume control. This means that the setting of the volume control on your TV set will affect the volume produced by your high fidelity system. This also means that the television set's internal speaker will also operate simultaneously with the high fidelity system. Its output can be silenced by simply inserting a single-pole

single-throw switch in series with the speaker. If the set has a headphone jack, then a dummy plug can be inserted into it, cutting off the speaker. When sound from the high fidelity system is desired, the switch is open or the dummy is plugged in. This arrangement should be applicable to solid-state TV sets regardless of whether they use an output transformer or not.

In a tube-equipped set the amount of signal appearing across the volume control terminals is sufficient to drive the auxiliary high-level input of most home music systems. A further advantage is that the setting of volume control on the TV set will have no effect on the level of sound produced by your high fidelity system. Therefore, no switching arrangement need be provided to mute the television set's loudspeaker. Be sure that the ground side of the volume control is connected to the shield of the cable which interconnects the television set with the home music system. The "hot" side conductor of the cable is connected to the "hot" terminal of the control. The center lug is not used to provide any external connections.

If there is an overabundance of highs, this means that the de-emphasis network in your TV set is located in some portion of the circuit after the volume control.



Therefore, it must be added externally. See Fig. 1. When using the TV set alone, use it in the manner to which you have become accustomed. However, if it is connected at all times to the high fidelity system, the input selector switch must be set to the proper input in order to prevent the audio of the TV set being shorted out. If this switch is set to the wrong position, nothing will be heard from the TV set's loudspeaker. When you wish to listen to the television program through the high fidelity system, the volume control of the TV set should be set to its minimum position so that no sound is produced by its built-in loudspeaker.

I have seen some instances in which the volume control of the TV set is used

# Crown

## PROFESSIONAL STUDIO EQUIPMENT

Specs	15ips	7 1/2ips
w. & fl.	0.06%	0.09%
f. resp.	40Hz to 30kHz	20Hz to 20kHz
S/N	-60dB	-60dB

3 speeds - 15, 7 1/2 & 3 3/4ips; hysteresis synchronous drive motor

computer logic controls for safe, rapid tape handling and editing; full remote control optional

torque reel motors

"capable of providing the most faithful reproduction of sound through the magnetic recording medium to date" -Audio magazine, 4/68

optional Trac-Sync

individual channel equalizers

third head monitor with A/B switch; meter monitoring of source, tape, output and source+tape; sound-with-sound, sound-on-sound and echo

2 mixing inputs per channel

individual channel bias adjust

"construction rugged enough to withstand parachute drops" -Audio magazine, 4/68

\$1790 for basic rack-mount half-track stereo deck, about \$2300 with typical accessories, Formica floor console \$295, rugged portable case - \$69

modular construction with easy access to all 10 moving parts and plug-in circuit boards; deck rotates 360° in console, locks at any angle

## RECORDERS & REPRODUCERS



**SX711** Claimed by its pro audio owners to be the finest professional tape recorder value on the market today - price versus performance

- Frequency response at 7 1/2ips ±2dB 20Hz-20kHz, at 3 3/4ips ±2dB 20Hz-10kHz
- Wow & flutter at 7 1/2ips 0.09%, at 3 3/4ips 0.18%
- S/N at 7 1/2ips -60dB, at 3 3/4ips -55dB
- Facilities: bias metering and adjustment, third head monitor with A/B switch, sound-with-sound, two mic or line inputs, meter monitoring same as CX822, 600Ω output
- Remote start/stop optional, automatic stop in play mode
- \$895 for full-track mono deck as shown, \$995 for half-track stereo deck



**SP722** Ideal reproducer for automation systems

- Meets or exceeds all NAB standards
- Remote start/stop optional, automatic stop in play mode
- \$595 for half-track stereo reproducer

## STUDIO MONITOR AMPLIFIERS



**D40**

Delivers 40 watts RMS per channel at 4Ω

- Takes only 1 3/4" rack space, weighs 8 1/2 lbs.
- IM distortion less than 0.3% from 1/10w to 30w at 8Ω
- S/N 100dB below 30w output
- \$229 rack mount



**D150**

Delivers 75 watts RMS both channels at 8Ω

- IM distortion less than 0.1% from 1/10w to 75w at 8Ω
- S/N 100dB below 75w output
- Takes 5 1/4" rack space, weighs 16 lbs.
- \$439 rack mount



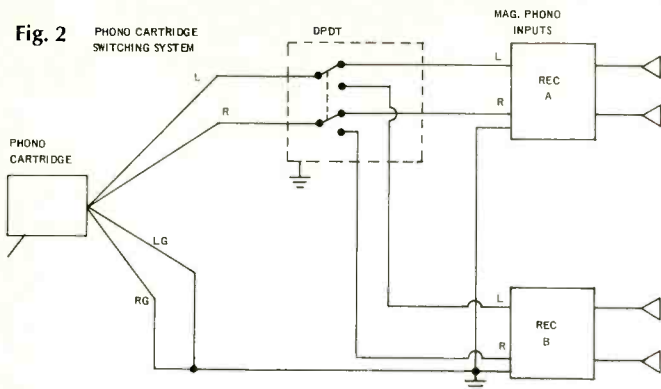
**DC300**

Delivers 300 watts RMS per channel at 4Ω

- IM distortion less than 0.1% 1/10w-150w at 8Ω
- S/N 100dB below 150w output at 8Ω
- Lab Standard performance and reliability
- "As close to absolute perfection as any amplifier we have ever seen" - Audio magazine, 10/69
- \$685 rack mount

Check No. 5 on Reader Service Card

**Fig. 2** PHONO CARTRIDGE SWITCHING SYSTEM



as the load for the detector. Under these circumstances, use a coupling capacitor connected between the "hot" side of the volume control and the cable feeding the high fidelity system.

Going back to transistor sets, the de-emphasis network will probably be located at a point prior to the place where you are extracting output. If, however, the network is placed between this point and the following stage, you should connect your music system to the output side of this network.

You will almost certainly require a coupling capacitor between the output and your music system.

To facilitate a quick disconnect from the music system, an appropriate jack should be mounted on the rear apron of the chassis. Thus, interconnecting the TV set and the music system will simply be a matter of running a cable between the jack on the TV set and the appropriate input connector on the music system.

### Impedance and Speaker Efficiency

*Q. From reading several articles concerning amplifier power and speaker power requirements, I am under the impression that 8-ohm speaker systems tend to be more efficient than four-ohm speaker systems. Does speaker impedance per se have much to do with efficiency?*  
—John J. Serocki, Whitestone, N.Y.

A. There is no way to equate speaker efficiency with speaker impedance. Efficiency depends on magnet design, cabinet design, cone mass, and other parameters.

As you know, transistor amplifiers are designed to produce maximum power at some specified impedance. If the speaker's impedance is higher than this value, the amplifier cannot supply it with as much power as would be true if the speaker had an impedance equal to that which enables the amplifier to deliver its maximum rated power. This might lead you to think that speakers with, say, 16 ohms impedance are not as efficient as others of 8 ohms. However, this is really a matter of amplifier performance.

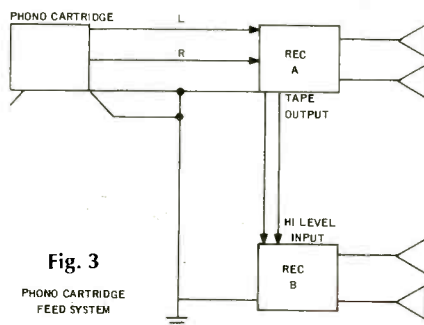
### Connecting a Pickup to Two Receivers

*Q. I would like to connect my phonograph to two separate receivers by means of two Y connectors. Would this be all right or would it cause an interaction between the two receivers?*—Frank L. Moore, Ogden, Utah

A. I do not suggest that you connect your phonograph to two receivers, at least not in the way you have described. There are at least four reasons why I say this.

1. The shielded cable required to interconnect the two receivers to your phonograph system will be, obviously, of greater total length than that which would have been required to connect the phonograph to a single receiver. Added length means added capacitance, which, in turn, can result in some loss of high frequencies.

2. The combined load presented to the cartridge by the two receivers will be 23.5 K ohms. Most cartridges require



**Fig. 3**

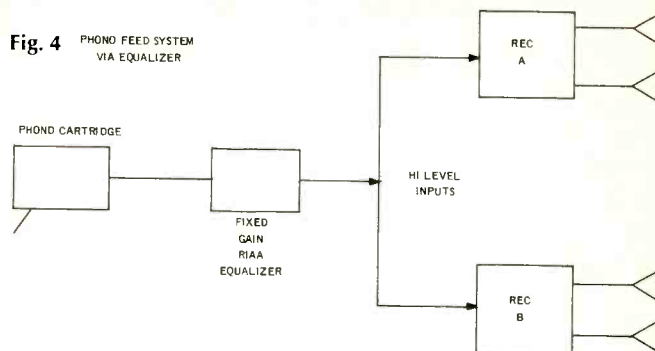
PHONO CARTRIDGE FEED SYSTEM

47 K ohms for proper operation. Additional high-frequency losses are likely to result.

3. If you desire to use receiver A to hear a phonograph record, but receiver B is switched to some source other than phonograph, it is possible that the cartridge will be shorted out, rendering it inoperative as far as receiver A is concerned. As you know, selector switches often short out all unused inputs. Therefore, receiver A could not be fed from the cartridge except when both are switched to the "phono" position.

4. The common ground lead between the two receivers and the phono cartridge is likely to serve as a ground loop

**Fig. 4** PHONO FEED SYSTEM VIA EQUALIZER



and introduce considerable hum into one or both receivers.

This hookup is better accomplished with a switching arrangement. See Fig. 2. Of course, this arrangement will not enable both receivers to obtain signal from the cartridge at the same time. If this is a requirement, another method must be devised.

One solution might be to connect receiver A directly to the phonograph pickup. Then connect the "tape out" jack of receiver A to one of the high-level inputs of receiver B. Thus, when playing a phonograph record, receiver A is switched to its "phono" position, and receiver B is switched to the position corresponding to the high-level input fed by receiver A. See block diagram of Fig. 3.

Solid-state equalizers are on the market; they have neither volume nor tone controls, but they do provide sufficient gain and equalization so that their input can be fed into the high-level input of an audio system, and they provide sufficient signal strength as well as the RIAA compensation. The phonograph cartridge could feed two receivers simultaneously by being connected as shown in Fig. 4.


This scheme has the advantage that the leads connecting the equalizer to the receivers can be rather long without producing significant loss of high frequencies. (I am assuming, of course, that the output impedance of the equalizer is rather low, as would be the case if an emitter follower stage is provided in the output of the equalizer.)

This arrangement has the disadvantage that, if the receivers are to be used for separate functions, the phonograph circuitry will be shorted by the input selector switch, as was described earlier. **AE**

If you have a problem or question on audio, write to Mr. Joseph Giovanelli at AUDIO, 134 North Thirteenth Street, Philadelphia, Pa. 19107. All letters are answered. Please enclose a stamped, self-addressed envelope.



# Altec uses the Hewlett Packard 9100B computer to design your Acousta-Voiced™ sound system.



$$2 \arccos \left\{ -1 \left[ \frac{1}{142.24f^2 \cdot 10^{-7}} \left( \frac{(0.0002)^2 (\text{ANTILOG}_{10} \frac{\text{dB}}{20})^2}{20} \right) \right] \right\} = \theta$$

$$1 - e^{-\left( \frac{0.49V}{S \cdot R T_{10}} \right)} = \bar{a}$$

$$\frac{0.49V}{-5 \text{ LOG}_e (1 - \bar{a})} = R f_{60}$$

M	Key	Code	Display			Key	Code	Display		
			x	y	z			x	y	z
0	C	6				CL	20			
1	Z=	30				1	01			
2	-	34				Del	31			
3	9	11				ST	41	V	0	1
4	B	10				X=	123			
5	CLX	37				f	15			
6	I	04			From 23	CL	37			
7	↑	27				Del	31			
8	d	17				2	02			
9	-	34				ANLY	31			
a	↓	25				ST	41	S	0	2
b	LNX	65				X=	123			
c	↑	27				e	12			
d	e	16				CLX				
e	X	36				Del	31			
f	e	12				3	03			
g	ch. sim	38				ANLY	31			
h	X	36				ST	41	S	0	3
i	.	21				X=	123			

To properly engineer a sound system, you must consider every detail. The shape of the individual room, the absorption coefficients in the room, the acoustical characteristics of the room. Plus, the efficiency, directivity and uniformity of dispersion of the loudspeakers. And this is where the experience and knowledge of your local Acousta-Voicing® sound contractor can really help. First, he measures and calculates all the parameters and fills out a computer-designed survey form. This information is telephoned to Altec's central computer location, and fed to our Hewlett Packard 9100B. The answers received by your Altec contractor include the basic design approach to be used, the equipment required, positioning information, everything the Acousta-Voicing sound contractor needs to install the proper sound reinforcement system.

**Altec has the only team of sound contractors in the audio industry trained in computer planning and designing of sound systems. They're also the only team equipped with the very latest in Hewlett Packard real time audio frequency spectrum analyzers and using calibrated, adjustable Acousta-Voicing equalization. And they already have more than 1000 Acousta-Voiced installations to their credit.**



To: Altec Lansing, 1515 South Manchester Avenue, Anaheim, California 92803

- Please send me more information on your computer planning and designing of sound systems—including a reprint of the article titled "The Computer in Sound System Design" that appeared in *AUDIO* magazine.
- Please have an Altec Acousta-Voicing sound contractor contact me to set up a demonstration date.

Name \_\_\_\_\_  
 Company/Position \_\_\_\_\_  
 Address \_\_\_\_\_  
 City/State \_\_\_\_\_  
 Zip \_\_\_\_\_



Check No. 7 on Reader Service Card

# BEHIND THE SCENES

BERT WHYTE

**L**AST MONTH I described the old Brooklyn Paramount theatre, which was to be the locale for a four-channel recording of its newly restored 26-rank "mighty Wurlitzer" organ. Now I'll cover the details of that recording.

It becomes quickly apparent when you decide to make a four-channel recording that it takes a lot of heavy equipment, and there is almost always a scarcity of eager, strong-bodied young men to lug the stuff. I guess over the years I've been spoiled by the superb facilities available to me on "location recording." First there was the famous Mercury recording truck, which Bob Fine had equipped to cover virtually any recording contingency, and in which, in relative comfort, I made some of the earliest stereo recordings. Then there was my Everest recording truck, which was equipped for every kind of recording including six-channel 35-mm magnetic film. This truck used to accompany me as "personal baggage" on the S.S. United States, or the Queen Elizabeth. We would disembark at Southampton, drive to London, and thence to Walthamstow Town Hall, where British Customs would open the sealed truck and in fairly short order we would be set up to record. Ah, those were the days!

Now I'm older and fatter, and definitely not kindly disposed to the more athletic side of location recording. Nevertheless, once you have been infected with "recording fever," there is no turning back, and it is astonishing in retrospect what kind of personal effort and sacrifices one will make for the sake of a recording!

To make this four-channel stereo recording I used an altogether remarkable tape machine . . . the Ampex 440-4. This is the workhorse of many professional recording studios, where they are installed in consoles. My unit had the tape transport and four-channel electronics mounted in separate portable (transportable would be a better term) cases. The 440 transport follows traditional Ampex design, considerably updated and advanced in this latest version. All elements are extremely rugged, designed for heavy duty. The transport is solenoid operated, of course, and the pushbutton controls have

a reassuringly solid feel and respond instantly to your touch. The 440 I have operates at 7.5 and 15 ips, and speed change is electric at the flick of a switch. Switches also handle equalization for both tape speeds, as well as tensioning for reel size. With this unit you can use up to 10½-inch reels, but you can also mix reel sizes—7-inch on one side, and 10½ on the other and vice versa. Unlike previous Ampex professional recorders, the 440 accepts *both* quarter-inch and half-inch tape. Neat trick, and here is how they do it . . . the tape guides at the supply and take-up sides of the recorder, have an ingenious spring-loaded mechanism, which when pulled up and given a half turn, gives guidance for quarter-inch in one position and half-inch in the other position. Next, the entire head structure is interchangeable. The heads are contained in a cast housing, the base of which has been precision milled and fitted with three machined guide pins. This mates with a milled area on the heavy top plate, and the pins fit into perfectly aligned holes in the plate. The leads from the heads terminate in a flat Fiberglass board and are connected to a series of pins. The pins plug into female receptacles which are mounted at the back end of the milled area on the top plate. With this arrangement, one can choose many different mono and stereo head configurations for use with either quarter- or half-inch tape. The four record/playback amplifiers are completely independent and can be connected to the heads in a variety of ways. Currently I have a three-channel half-inch head (there are thousands of three-channel half-inch productions in the vaults, and if one has the right connections . . .) and a four-channel half-inch head. I also used a quarter-inch four-channel head for a while, one of the first of this type built by Ampex. The precision fitting of head assembly to base plate, makes possible head interchange without alignment. You can check the alignment, of course, and thus far it has been on the nose! The head assembly also contains a scrape flutter filter (with provision for a second filter if desired) and for the first time on an Ampex pro-

fessional machine, automatic tape lifters. Actually the lifters come up through the top plate and into the head assembly. Now here is another clever bit . . . the lifters pull the tape away from the heads in the fast forward or rewind modes . . . but not completely. Thus a certain level of "monkey chatter" can still be heard and the trained recording engineer is able to use this sound to locate various parts of the program on the tape. The 440 electronics are all solid-state, have large, legible VU meters, the usual input and output pots, and switches to select between record, playback, and "sel sync." The sel sync feature permits totally synchronous recording, by circuit switching which changes a record head into a playback head in multiple-track "layer-on-layer" recording. Sound-on-sound and sound-with-sound recording with amateur tape machines always suffers from the approximate tenth of a second lag between the record and playback heads.

For this organ recording, I used the 440 with the four-channel half-inch heads, mainly in the interests of signal-to-noise ratio. This really came about, because the 440, in common with all professional machines, uses Cannon XLR input and output plugs. These mate splendidly with the professional Dolby A301, which is similarly equipped. Trouble is, I didn't have a pair of Dolby A301s. My Dolby "B" Type units have RCA pin jacks and I just didn't have the time to make up cables with XLR on one end and RCA pin on the other end. I have since rectified this situation, and now can do "state-of-the-art" four-channel stereo plus Dolby recording. The Ampex 440 is found mostly in professional studios and as such, are usually set up for a line input from a mixing console. Thus in the portable versions if you want to record with microphones, you must use a plug-in pre-amplifier, which goes into an accessory receptacle on the rear of the record/playback amplifiers. This is okay, but it doesn't afford the flexibility of a mixer like the Ampex AM-10, which accepts multiple mikes and can also split mikes between channels. Since I was recording four-channel stereo, two

# The either-or stereo from JVC

Model 4344 is the latest pacesetter from JVC. With more features, more versatility than any other compact in its field. You can enjoy either its superb FM stereo/AM receiver. Or your favorite albums on its 4-speed changer. Or 4-track cassettes on its built-in player. Or you can record your own stereo cassettes direct from the radio, or use its microphones (included) to record from any outside source. And you get all these great components in a beautiful wooden cabinet that can sit on a book-shelf.

But don't let its size fool you — JVC's 4344 is a real heavyweight. With 45 watts music power, 2-way speaker switching and matching air suspension speakers, illuminated function indicators, handsome blackout dial, separate bass and treble controls, FM-AFC switch. Even two VU meters to simplify recording, and more.

See the Model 4344 at your nearest JVC dealer today. Or write us direct for his address and color brochure.

**JVC** Catching On Fast

JVC America, Inc., 50-35, 56th Road, Maspeth, New York, N.Y. 11378



Check No. 9 on Reader Service Card

mixers were necessary. With this Ampex 440 unit and the mixers, one can handle almost any kind of "remote" or "location" recording.

In a huge place like this theatre, you need miles of mike cable, especially in a hall where your recording equipment is not necessarily in a place of your choosing. In surveying the theatre for mike placement, I thought I had found a good solution to this problem. As I told you last month, Long Island University uses the theatre as a gymnasium. They had ripped out about half the old orchestra seats and installed in their place a basketball court. Powerful lights are installed over the court, about 40 feet high, and strung on wires across the width of the theatre from the organ pipe chambers on each side. The chambers begin roughly 35 feet from the floor. I figured I would hang my primary left- and right-channel mikes from these lighting support wires. In order to change bulbs when they burn out, there is a "cherry picker"—an elevating platform—on the premises, and with this gizmo I thought I had it made. Alas, none of the custodians would undertake to run the "cherry picker." Now even with Star mike stands and booms, you can't get higher than about 20 feet. And they are *heavy*. And I didn't have any. Momentarily thwarted, we spotted a pile of commercial-type folding tables off to one side, and with the aid of some agile types we placed tables one on top of another, at a pre-determined spot on each side of the theatre near the pipe chambers, and when we had built up the "table platforms" as high as we dared, we gingerly put one of my lightweight PIC mike stands on top. This precarious assembly put my mikes about 30 feet high. The mikes used for the front channels were the new Electro-Voice RE-55 omni-directional dynamics. They are rugged, highly sensitive mikes with a flat wide-range response, and a particularly good bottom end. While I decry the practice of placing mikes fairly close to the pipes, which usually reduces the spatial characteristics, it is important to get your mikes level with the pipe chambers. When they are level and you adjust the closeness of the mikes to the pipes, so that you get the important high frequencies without short-changing the acoustic perspective, you've got the beginnings of a good balance. Incidentally, the reverberation time in the theatre was no more than 1.5 to 1.7 secs, but the hall has great brilliance and liveness. The left and right rear mikes were Electro-Voice RE-15 cardioid dynamics. They were placed on regular mike stands about 12 feet high and a certain width apart, and a certain distance from the front mikes. The "dead" side of the cardioids were

placed to the *rear*. This four-channel stereo recording utilized a special technique, and thereby hangs a tale.

Some of you oldtimers may remember a very early stereo recording called "Sounds In The Round." It was a rather spectacular recording demonstrating the spatial and directional aspects of stereo. The recording was brilliantly engineered by Bob Jordan and Jim Cunningham. Jim has always been in the forefront of stereo experimentation, and today he is research director for the Eight Track Recording Co. of Chicago. About four years ago, after much experimentation and research in multi-dimensional recording techniques and psychoacoustics, Jim developed a unique four-channel stereo recording technique. A great deal of this technique is based on fairly complex factors, but in essence here is how it works . . . Research has shown that the human brain



Ampex 440-4


cannot integrate sounds lasting much longer than 33 milliseconds, with possibly 50 milliseconds right on the ragged edge. Sounds longer than this confuse the brain and thus we hear various orders of reflections. Working with this information, Jim Cunningham devised a four-channel stereo set-up, in which the primary mikes are placed in more or less normal position near the orchestra, depending on the hall acoustics. The secondary mikes he places preferably at 33 feet and no more than 50 feet to the rear of the primary mikes. This distance is based on the velocity of sound—approximately 1 foot in 1 millisecond—hence 33 ms equals 33 feet. The width between the primary and secondary mikes is dependent on many factors, such as size and shape of hall, reverberation time, size of performing group, and so on. But in general, Jim's experiments have led him to conclude that whenever practicable, the width be-

tween the mikes should be kept to the 33- to 50-foot maximum. Further tests have revealed that Jim's technique doesn't work as well in a very reverberant hall. In many situations, it may be necessary to use cardioid mikes for front and rear channels, with the rear cardioids presenting their "dead" side to the rear of the hall.

Having made his four-channel stereo recording in this fashion, Jim plays back the recording quite differently from the usual set-up of speakers in front of, and to the rear of the auditor. The front speakers remain in their normal position, but the "secondary" speakers are placed from  $\frac{1}{3}$  to  $\frac{1}{2}$  the distance between your seat and the front speakers, they are placed at the extreme sides of the room, and they are angled in towards you.

I made the recording of the Brooklyn Paramount organ with the Cunningham technique. The primary (front) mikes were a little less than 50 feet apart, the secondary (rear) mikes were about 30 feet to the rear of the front mikes and about 35 feet apart. The liveness of the hall, led me to use the omni-directional mikes in front and the cardioids in the rear.

How does the Cunningham recording compare with the four-channel stereo we have heard up to now? In my opinion, and the opinion of others who have heard it, this is the most convincingly natural sound yet. It is absolutely spectacular. You play the two front channels and the sound is that of a good high-quality stereo recording. You switch in the secondary channels and the effect is stunning and dramatic. The effect is not at all subtle. Your whole listening room opens up, a great stage seems to appear before you. The effect is totally natural too. Obviously, there is no danger of overbalancing rear speakers and hearing discrete instruments behind you, as is too often the case with current four-channel sound. In making the recording, the rear channels were about 6 dB lower than the front. In adjusting the playback level of the secondary speakers, you strive for a balance which complements the front speakers, and this seems to be at quite a bit higher level than you would ever use for the rear channels in the surround techniques. What about pop music with the Cunningham technique? It works well here too, providing that the recording is made properly and played back with Jim's special set-up. However, a Cunningham pop recording can be played in "surround" style if desired, and without any degradation of the sound. It is equally important to emphasize that the playback of currently available four-channel stereo music will *not* give you the Cunningham



## “Perfect tone bursts”



Check No. 11 on Reader Service Card

We quote: “Tone burst response, using the Stereo Review SR-12 test record, was perfect up to the highest frequencies . . .” That’s Hirsch-Houck Labs talking about the Shure V-15 Type II Improved phono cartridge. Hirsch-Houck also said the V-15 was “. . . always unstrained, effortless, and a delight to listen to.” We were enormously pleased, of course, but not surprised. After all, the cartridge that does sound better to the ear *should* also sound better to an electronic listening device. But now we feel we’re ready for the *ultimate* test — on your turntable, playing your records. The incomparable V-15 Type II Improved, \$67.50. Shure Brothers Incorporated, 222 Hartrey Avenue, Evanston, Illinois 60204.



**SHURE**

sound. To hear this fabulous new sound, it *must* be recorded and played back in accordance with his prescribed techniques.

Where can you hear Cunningham four-channel stereo? That is a bit of a problem right now. I will be demonstrating some of it at the Westbury and Newton Hi-Fi Shows, but the trouble is that by the time you read this the shows will be over. It may be that some of the more venturesome hi-fi sales rooms will want to demonstrate this sound. The overall

point to remember is that a great deal of experimenting lies ahead with all types of four-channel sound. Both the Cunningham and the "surround" four-channel sound have their respective merits. Then there is the thorny problem of speaker placement in living rooms. Decor and personal taste have to be a big factor here. Fortunately, if you are contemplating the purchase of a four-channel stereo tape recorder, it is comforting to know that Cunningham, or "surround" or any other kind of four-channel stereo that is

likely to appear, can be played with equal facility on the same machine.

It has been brought to my attention that a few columns ago, I made a real goof. In writing about the RCA Quad Eight, I wondered why the time of the cartridges would be cut down from 80 to 40 minutes. I even mentioned a few sentences earlier, that in Quad Eight the first set of four channels would end and the player shift to the second set of four channels. Worse still, I recorded and sequenced the four programs on each of the first hundred or so cartridges for RCA. So I certainly know how the process works. In fact, about a year ago I wrote an elaborate article in Audio about 8-track cartridge sequencing. I'll have to attribute my boo-boo on the time aspects of Quad Eight to too many gin-and-tonics, or some such thing when I was writing the column. Sorry about that.

Progress is being made on the Dolby front. Ampex Stereo Tapes, biggest producer of open-reel, cartridge, and cassette tapes, has announced it will be producing "Dolbyized" cassettes. First items will be some London operas, with Tosca and Norma heading the list. Ampex expects to be in production of the Dolby cassettes by October 1st of this year. The company has said it will produce "Dolbyized" cassettes "whenever practicable" from most of their production, but obviously such items as historical and childrens' tapes would be excluded. Now that the ball is rolling on cassettes, how about some "Dolbyized" open-reel tapes for all the quality conscious audiophiles who read this magazine? **Æ**

**WANT  
SOMETHING  
FRESH...  
EXCITING?**

*new*  
**SUPEREX...**  
*it's beautiful*

Beautiful all the way! In design — a triumph of newest state-of-the-art concepts. In response — a spectacular bass; sweet, clear highs; exciting mid-range. And the experts say that overall performance is better than some expensive speaker systems. It's all made possible by our exclusive woofer/tweeter design that puts a 2-way speaker system at each ear. The name is PROB-V... and the all-new extras include "con-form" ear cushions, tuned port ear shells, retractable cord and soft, tropical green finish.

**\$59.95 — at dealers everywhere**

**SUPEREX ELECTRONICS CORP.**  
151 Ludlow Street, Yonkers, N.Y. 10705

## Dear Editor...

I very much appreciated the articles by Don Davis on the use of a computer in planning a Sound installation. Articles of this caliber with the mathematics are rare these days. Keep up the good work!

J. THOMAS  
Chicago

The article by Don Davis on Sound installation was far too technical. I could not understand a word of it.

P. KELLY  
Indiana

*What can I say?—Ed.*

(Continued on page 14)

# ANY NUMBER CAN PLAY.

The time is tomorrow. The name is TEAC. The machines are the Simul-trak™ Series TCA-40. And they're here today.

This series of tape decks combines the best features of high-quality quarter-track, two-channel operation with four-channel stereo capability. It's the best of two worlds, in three versions, four channels.

All three models feature four-channel playback, as well as regular two-channel playback with auto reverse. What's more, Models 40 and 41 can be modified later to the full four-channel capability of Model 42, at moderate cost. Meanwhile, any one of these machines is compatible with your present equipment; no modifications or reassembly are necessary.

So what are you waiting for?


Simul-trak™ surrounds you with sound — and gives you a headstart on tomorrow.

## TEAC

TEAC Corporation of America • 2000 Colorado Ave. • Santa Monica, Calif. 90404

### General Specifications

- Speeds — 7½ and 3¾ ips
- Motors — 1 hyst. sync., 2 outer rotors
- Wow and Flutter — 0.12% @ 7½ ips
- Freq. Response — ±3 dB 50-15,000 Hz @ 7½ ips
- S/N Ratio — 50 dB
- Crosstalk — 48 dB



### TCA-40


- ¼-track, 2-channel stereo playback, plus 4-channel stereo playback (in-line)
- ¼-track, 2-channel erase and record heads for future "step-up" • Automatic reverse for uninterrupted playback of conventional 2-channel tapes • Readily modified to TCA-41 or 42 • Built-in solid-state preamplifiers • Ideal for duplication master or copy deck

### TCA-41 (Illustrated)

- ¼-track, 2-channel stereo playback, plus 4-channel stereo playback (in-line) • ¼-track, 2-channel record
- Automatic reverse for uninterrupted playback of 2-channel tapes • Readily modified to future 4-channel recording capability, or TCA-42 • Solid-state playback and record preamplifiers • Off-the-tape monitoring selector

### TCA-42

- ¼-track, 2-channel stereo playback, plus 4-channel stereo playback (in-line) • ¼-track 2-channel stereo record and 4-channel stereo record (in-line) • Automatic reverse for uninterrupted playback of 2-channel tapes • Total of 8 separate solid-state playback and record preamplifiers • Off-the-tape monitor selectors



## Dear Editor . . .

(Continued from page 12)

Dear Sir:

After reading David Hafler's article in the July issue, I feel prompted to send you my own circuit for a derived center speaker. (Nothing to do with four-channel stereo.) This circuit solved a problem with my home stereo and does not require that you modify the amplifier as does the Dynaco circuit.

My problem was that my Fisher 500TX would not deliver 60 watts R.M.S. per channel with two 4-ohm AR-3's. With 4-ohm loads the 500TX will deliver only about 37.5 watts R.M.S. per channel. Also, the receiver would overheat at high levels and eventually trip the thermal breaker. I was connecting my center speaker—an 8-ohm AR-5—to the connection provided on the receiver. But this only made a bad situation worse as it caused the load impedance to go still lower. This power was not adequate for two AR-3's in a large room (AR recommends 60 per channel). I have determined that this is normal for a 500TX and my unit is not defective. Most people will assume that the power goes up and not down with 4-ohm loads.

With the circuit shown, my receiver now operates cool at an earsplitting level! About 25 per cent of the power is wasted in the resistor with one channel driven. However, note that on monaural no power is wasted since both leads of the resistor are at the same voltage and phase. Whatever is wasted depends on the program material. In my case the result was a very considerable increase in acoustic power. And the receiver now "sees" a much more favorable set of loads.

The purpose of the resistor is to cancel out any cross-channel leakage. I use two 3.7-ohm "fuse" resistors (designed for TV sets) and they get barely warm at maximum power. The value is not critical as long as it is somewhere near the impedance of the center speaker. The transformer is an ElectroVoice XT-1,

which is a large and heavy transformer with a 1:1 ratio. Purists may object to the use of a transformer. Let me point out that this transformer does not carry d.c. and has a 1:1 ratio. It is, therefore, not subject to most of the woes of output transformers. I cannot detect (and neither can anyone else) any distortion introduced by the XT-1.

The sound with the two AR-3a's in two corners and the AR-5 in the middle of the wall is simply superb! The AR-5 is a perfect match for the AR-3's since it has similar midrange and tweeter drivers. The somewhat lesser bass is no worry since the AR-3a's handle most of the bass—and they are in the best location to handle it.

Sincerely,  
Clyde E. Wade, Jr.  
312 S. Cedar  
Little Rock, Ark. 72205

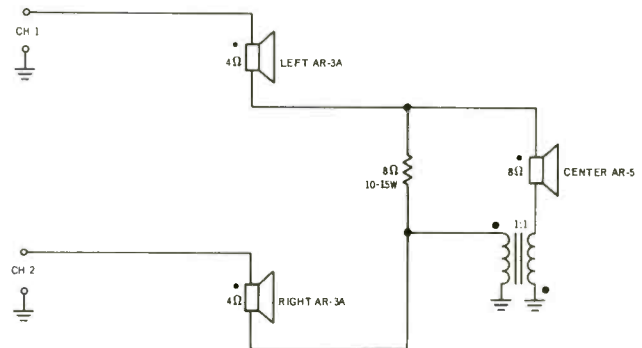


Fig. 1—The transformer must be phased as shown in the diagram or the resistor will not cancel channel leakage.



## MAKING "WAVES"

### CADENCE—the musical instrument speakers

Making better, clearer, amplified sound waves is the **THING** Cadence does . . . better than anything else in the industry. Cadence Speakers are built to withstand heat from sustained notes at a high power level and the vibrations and stresses which are continually placed upon them. Cadence is guaranteed **one full year** at the power level specified. This proven speaker family has been selected by the manufacturers of most of the world's fine amplified music instruments.

If making beautiful, clear sound waves is your thing, ask for **CADENCE SPEAKERS**.


For complete information and the name of your Cadence Dealer, write:



**UTAH ELECTRONICS DIVISION**  
Utah-American Corporation  
1124 East Franklin Street  
Huntington, Indiana 46750



# WHY SPEND \$100 MORE?



Here is the new Dynaco A-50 Aperiodic loudspeaker which costs \$100 more than the popular A-25 loudspeaker.

As thousands of listeners have found, the A-25 gives excellent performance throughout the musical range and satisfies at least 95% of all listening requirements. Many people will not want to spend \$100 more for the last 5% that the A-50 provides . . . its lower frequency response, high power handling capabilities, and slightly more linear impedance curve. The A-50's midrange is also slightly smoother because the new dome tweeter's lower resonance permits a 1000 Hz crossover. For most listeners, these are not substantive differences, but for those striving for perfection, they are worthwhile.

Here is how they are attained in the A-50: The A-50's cabinet consists of two closed chambers, each the size of the A-25, connected through an acoustical resistance consisting of a narrow slot filled with the critical density of fiber glass. The

two 10" woofers and high dispersion dome tweeter are mounted in the top half. The top enclosure provides a high degree of acoustical loading in the critical 50—150 Hz spectrum. This damping is responsible for the outstanding transient performance and flat impedance characteristic of the speaker, and explains why power transfer between an amplifier and the speaker is so efficient with an aperiodic design.

Below 50 Hz the bottom air volume is added to the top, giving a large air mass which combined with the two 10" woofers extends low frequency performance.

The A-50 and A-25 are acoustically compatible and both can be used in the same four dimensional stereo playback system. Your dealer now has both speakers available for your comparison. We know you will be satisfied with the A-25. We also know that for those of you who are seeking that last 5% of performance, the A-50 is worth \$100 more . . . \$179.95.

***dynaco inc.***

**3060 JEFFERSON ST., PHILA., PA. 19121**

IN EUROPE WRITE: DYNACO A/S, HUMLUM, STRUER, DENMARK

# Tape Guide

HERMAN BURSTEIN

**M**AY I PLEASE again remind readers that the basic purpose of the Tape Guide is to answer queries about the electronic and magnetic aspects of tape recorders, about the use of tape machines, and about problems of tape machines in general.

Too many letters still come in asking for recommendations or other comments bearing on specific items of tape and other audio equipment; the policy of AUDIO prohibits me from making such recommendations and comments. Readers are referred to the Equipment Profiles for such views. Also there are too many queries about the idiosyncrasies of specific models of tape machines; I am not and cannot be familiar with all makes of tape machines, and therefore cannot answer most of these questions. Finally, there are too many questions which should be addressed to manufacturers or their representatives, as for example, those on specifications or maintenance of a particular model.

\* \* \*

Mr. Roger Odom, Engineering Manager of SPARTA Electr. Corp., Carmichael, California, has sent in a very interesting suggestion about better erasure and lower noise:

"Few, if any, home-entertainment or semi-professional recorders develop a strong enough field to erase a tape *thoroughly*. The previous recording may be wiped out well enough, but the residual tape noise will be much higher than need be due to incomplete erasure. Use of a good-quality bulk eraser can result in several dB or more of increased S/N, but only if the recorder's erase head is suitably disabled so as not to undo the good of thorough bulk erasure. Of course this won't help in a system whose performance is limited by circuit noise, but this should not be the case in any modern recorder of reasonable quality . . . My recorder has an erase-defeat switch, and I bulk-erase. I can easily detect where I have recorded-over, using the internal erase head, by the increased noise level. Please try it some time."

## Tape Deck Amplifiers

*Q. One thing that puzzles me about tape decks is that they have built-in amplifiers. I want to get a tape deck and run it through my audio preamp and power amplifier. Do the tape deck's built-in amplifiers have any effect on the performance of the preamp and power amp? Is it possible to obtain a tape deck that*

*doesn't have built-in amplifiers, or are the built-in amplifiers a necessity? Also, if the built-in amplifiers are a necessity, would my audio preamp/power-amp combination improve the quality of the sound from the tape-deck amplifiers? (Curtis T. Gross, APO San Francisco, California)*

A. For recording, a tape machine must have a special preamp that includes an oscillator. None of the audio preamps customarily available provides this facility, nor the equalization that is required in recording (treble boost of a specified kind). For playback, a tape machine must have a preamp to provide equalization and amplification. Many audio preamps provide this playback facility, so that output of the tape playback head, if desired, may be connected directly to the audio preamp. (However, this cable should be as short as possible to avoid treble loss; and it must be routed carefully to avoid hum pickup.)

Playback quality is governed by the amplification stage nearest to the playback head. Whether you are better off connecting the playback head directly to an external preamp, or going through the playback preamp of the tape machine, depends on the respective quality of each preamp. In your case, if you are using a very-high-quality external preamp, you might be better off bypassing the tape-deck playback preamp. On the other hand, in a good tape machine the playback preamp contains equalization adjustments to compensate for the deviation from "ideal response" of the particular head. The external preamp ordinarily provides no such adjustment, and therefore may not give as good a frequency response.

## Test Tones

*Q. I have some test records with 1600-Hz standard lateral test tones recorded at velocities of 5 cm. per sec. rms and 7 cm. per sec. peak, respectively, which are almost the same. Are these test tones equivalent to the standard-level tones on tape recorder alignment tapes and therefore useful for level adjustments when copying records, or does such a standard exist? These records have worked for me for copying some orchestral records, but result in level settings either too high or too low on others or on other*

*types of music, such as classical vocal. Your comments will be appreciated.*  
— H. Michael Lafleur, Lafayette, Louisiana.

A. There is no direct relationship between the standard lateral test tone for records and the standard level tones for tapes. The latter are related to a prescribed amount of distortion recorded on the tape at a prescribed frequency. The NAB magnetic tape standards can give you more information on this.

In setting level for recording a tape, one cannot follow a purely mechanical procedure based on a reference level tone. Much depends on the nature of the sound to be recorded; more specifically, on the extent to which peaks exceed average level. If amplitude of the sound is relatively uniform, with peaks seldom more than 10 dB above average level, one can safely record (without excessive distortion) at a higher level than if there is, say, a 20-dB distance between peaks and average level.

## Faulty Playback

*Q. I have a problem with my tape decks on recording. This is my second deck, and both of them have given me the same difficulty. When I am taping, the meters show that the signals are going through, but on playback I can hear only one channel. This happens off and on, which is the reason I bought a second deck. Also, on tapes I recorded a while back, I can hear a mixed up sound on one channel and the recording on the other channel. If I rewind, sometimes this problem clears up. Or if I take the tape off and play it at a later date it is okay. My amplifier plays both tapes and discs well, and there is always sound in both speakers. (Clyde M. Thomas, Paraiso, Canal Zone)*

A. Your trouble might lie in a faulty cable or other poor connection between the output of your tape machine and the input of your amplifier. Interchange the left and right output cables of the tape machine to verify this. If the sound goes dead on the opposite channel than previously, the trouble is in the cable.

If the trouble is not in a cable, you can likely pick up a clue as to where the

# The More Serious You Are About Tape Recording, The More You Need It.

**THE ADVENT MODEL 100 NOISE REDUCTION UNIT** is designed for people who own good recorders and demand a great deal of them. The more ambitious the recorder and more demanding the recordist, the more necessary an investment it is.

The basics of the Advent Model 100 are these :

- It makes the famous Dolby® System of noise reduction available for use with any tape deck.
- It reduces tape hiss at any speed by 10 db.
- It takes over the electronic control functions (such as level-setting) of a recorder and performs them more precisely and simply.
- It provides complete input mixing—allowing any combination of microphone and line source material to be “Dolbyized,” and adding the mixing capability to recorders that lack it.
- It makes a striking improvement in recording quality at any speed, and can be the difference between mediocrity and high performance at lower speeds.

It is hard to do justice to the difference the Model 100 can make in recording quality. While many people know that the studio version of the Dolby System has made a dramatic improvement in professional recording and mastering, very few have ever heard tapes of their own without background noise. And not having blessed silence as a reference is something like never having seen a television picture without “snow.” If you don’t know it isn’t supposed to be there, you simply look or listen past it and accept it as part of the medium.

But once you’ve seen or heard things without it, life is different. With the usual hiss removed from a good recording, there is a striking difference in overall clarity and in the definition of individual musical instruments. And quiet passages previously “lost in the soup” emerge for the first time. The difference is anything but academic.

It becomes even less academic at lower tape speeds, where the presence of noise—to the point where it competes actively with music for attention—has made wide-range recording untenable. With the usual noise gone, the potential low-speed frequency and dynamic range of many recorders can be realized for the first time. The 3¾-ips speed can

become the highest needed for most critical recordings of music, enormously extending both the convenience and economy of recording. And the



**The Advent Model 100  
Noise Reduction Unit \$250\***

1⅞-ips speed, both in open-reel and cassette recording, can become as satisfactory as the 33⅓-rpm speed for records.

All of which led us both to present the Dolby System for home use and to make it the basis of as flexible and useful a “recording center” as we could devise. The Model 100 provides the kind of recording control that few home recorders do—the kind that makes for precisely repeatable results and that yields a recorder’s full performance in everyday use. Its combination of four input-level controls and a single master record-level control make the fussy but critical matters of balance and final level easy to do properly.


The Model 100 uses the “B-Type” Dolby circuitry developed by Dolby Laboratories specifically for home recording and pre-recorded tape releases. It comes with complete calibration facilities (including an internal test-tone oscillator) for optimum use with any recorder, and with a standard level tape that assures a match with the universal playback characteristic for all “Dolbyized” recordings, including pre-recorded releases.

We will be happy to send further information. But we hope you will explore the Model 100 for yourself. We believe that it’s the single best investment for anyone who wants the fullest enjoyment of tape.

**Advent Corporation 377 Putnam Avenue, Cambridge, Massachusetts 02139**

\*Slightly higher in some parts of the United States “Dolby” is a trademark of Dolby Laboratories.

# THE LITTLE PERFECTIONIST. ONLY \$100.



Not all records are created equal. And now Audio Dynamics has done something about it. We've hand-crafted the world's only 3 stylus cartridge. It allows you to custom match the cartridge to each record in your collection, simply by selecting the optimum stylus assembly.

The ADC 25 represents the "state of the art"—the ultimate refinement of Audio Dynamics' induced magnet principle.

With all this, the ADC 25 naturally costs a little more than most other cartridges, but for audiophiles \$100.00 is a small price to pay for perfection.

If money is an object, buy the ADC 26. It is the same cartridge, but with one elliptical stylus. You can always add one or both of the other 2 styli later.

## SPECIFICATIONS

### ADC 25 STEREO PICKUP SYSTEM with GRAIN ORIENTED DIAMOND STYLUS\*

Type . . . Induced magnet  
Sensitivity . . . 4 mv at 5.5 cms/sec. recorded velocity  
Tracking force range . . . 1/2 gram to 1 1/4 grams  
Frequency response . . . 10 Hz to 24,000 Hz  $\pm$  2 db  
Channel separation . . . 30 db from 50 Hz to 10 KC  
20 db from 12,000 Hz to 24,000 Hz  
Compliance . . . 40 x 10<sup>-6</sup> cms/dyne  
Vertical tracking angle . . . 15 degrees  
Recommended load impedance . . . 47,000 nominal ohms  
Price . . . \$100.00 suggested resale  
Replacement Styli . . . #251, #252, #253

\*For substantially increased stylus life



# AUDIO FOR AUDIOPHILES

Check No. 18 on Reader Service Card

## TAPE GUIDE (Continued)

trouble does lie by reversing left and right connections—for example, connecting the tape left output jack of the tape machine to the right input jack of the amplifier. In such a case, if the trouble switches channels, suspicion points at the left output circuit of the tape machine. Similarly, you can make further tests to narrow down the source of difficulty to the tape machine or to the amplifier; and to either the playback or recording mode.

## Sibilant Distortion

*Q. My tape deck produces a type of sound distortion which is independent of the recording level, but dependent on the tape speed. The most extreme effect of the distortion is in nearly all sung words containing "s." The fairly short, sharp sound of the "s" in the source becomes a much-lengthened "ssss" (somewhat like a hiss) on the tape. Most extreme at the slowest speed, the effect is still detectable at 7.5 ips. When a cymbal is recorded, it loses some or all of its clarity, depending on tape speed. What is the reason for this distortion? (Conrad M. Swartz, Minneapolis, Minnesota)*

A. My guess is that the "distortion" you describe may be due to a peak in treble response. Such peaks are unlikely to be severe, if they exist at all, at 7½ ips inasmuch as flat response of 15,000 Hz or higher is readily attainable today at this speed. But it still is not really easy to obtain response to 15,000 Hz at reduced speeds without giving up something in the way of noise and/or distortion. To maintain extended treble response at reduced speeds, a good deal of treble boost is employed in recording—substantially more than at 7½ ips. This treble boost may encompass a peak in response in the vicinity of 5000 to 8000 Hz, unless the equalization circuit is very carefully designed. The peaked response characteristics, frequently encountered at 3¼ ips and lower speeds in many tape recorders, could cause the "ssss" you describe.

The large amount of treble boost can also produce distortion in two ways: (1) It may overload the tape. (2) It may overload the record amp of the tape machine. Another possible cause of the "ssss" is distortion in the record amp due to a leaky capacitor, faulty resistor, and so on.

## Test Tapes

*Q. I am interested in obtaining a test tape to test and align my tape deck. Can you suggest an inexpensive test tape that will fulfill the job as a good substitute*

*for the standard test tapes? (Laudie J. Doubrava, Fairfield, California)*

A. I am sorry, but I have no substitute test tape to recommend. A great deal of ingenuity, work, and care go into the making of a good test tape; hence its expensiveness. I would be disinclined to trust an inexpensive test tape, because this would seem to reflect insufficient care in producing a product of very high precision for it to serve its intended purpose.

## Head Life

*Q. Could you hazard a guess as to how long it might take before a properly installed replacement head begins to show visual signs of wear? That happened within three hours after I installed a new head in my recorder, and this leads me to believe that something must be wrong. (Robert Pearson, Chicago, Illinois)*

A. I am sure it should be much more than three hours. Are you by any chance mistaking accumulation of tape oxide for visual head wear?

## Measurement Levels

*Q. Why is frequency response of a tape recorder measured well below 0 VU rather than at a higher level?—*

R. B. Rose, APO San Francisco, California.

A. To measure a tape machine's frequency response, frequencies are recorded at a level typically 15 to 20 dB below 0 VU to avoid tape saturation at high frequencies. The record amplifier supplies a substantial amount of treble emphasis, and recording in the vicinity of 0 VU would therefore result in tape saturation at the high end of the audio range. Correspondingly, in playback there would be an erroneous indication of inadequate treble response. The reason I say erroneous is that natural sound generally contains high frequencies of substantially lower magnitude than mid-frequencies, thereby avoiding tape saturation at the high end. However, in testing record-playback response, one feeds in high frequencies of the same magnitude as mid-frequencies. Æ

If you have a problem or question on tape recording, write to Mr. Herman Burnstein at AUDIO, 134 North Thirteenth Street, Philadelphia, Pa. 19107. All letters are answered. Please enclose a stamped, self-addressed envelope.



The Sony 366-4. Price—\$479.95




The Sony 654-4. Price—\$750

# Sony takes you into 4-channel from only \$479.95


See them now at your Sony/Superscope dealer.

**SONY SUPERSCOPE**

You never heard it so good.®



The Sony 854-4. Price—\$1395



The Sony 652-4. Price—\$549.95

# Editor's Review

Five years ago I wrote "I do not suppose anything has caused so much confusion in the audio world as this question of power output. When highly qualified engineers talk (and argue) about RMS or sine wave power, peak watts, continuous power, IHF, EIA, music power and so on, it is no wonder that the man-in-the-street scratches his head in some bewilderment. Gertrude Stein could have said 'A Watt is a Watt is a Watt' but she would have been quite wrong!" Well, the situation today is still the same—worse if anything—because we have additional ratings like the misleading  $\pm 1$  dB figures to contend with. . . .

The question is, said Alice "whether you *can* make words mean so many things?"

"The question is," said Humpty Dumpty, "which is to be master—that's all."

Referring to the recent Federal Trade Commission Hearing on Amplifier Power Advertising, Acoustic Research issued a statement saying:

"Acoustic Research is firmly opposed to official recognition or sanction of so-called 'music power' ratings in advertising. This rating is not relevant to the character of many music signal waveforms, nor is it consistent with accepted physical definitions of power. Lacking any derivation from the nature of music and power, it is an entirely promotional term, fabricated to inflate the apparent performance of mediocre equipment. The term lends itself to deceptive use; it cannot clearly distinguish one amplifier from another of the same rating; it demeans the integrity of those who use it.

"Acoustic Research favors adoption and enforcement of Rule 1, with minor modifications to make it more complete. The rule would require every claim of power output, bandwidth or distortion to be accompanied by

- (1) A continuous power rating.
- (2) The bandwidth over which this power could be delivered in full.
- (3) The maximum distortion at any frequency within this bandwidth.

"FTC pressure can finally bring sanity and order to amplifier power advertising, after nearly twenty years of confusion."

Critics say—with some justification—that amplifiers with identical RMS figures will not necessarily produce the same power output as far as music is concerned. In other words, an amplifier's power supply regulation might be such that the low-load d.c. voltage is appreciably higher, allowing a larger power output on transient peaks—so increasing the Music Power rating. The trouble is—there is no agreement as to how long these short-duration peaks shall be. The new EIA Standard speaks airily of measurements made "for a *short period of time* when measured after the sudden application of a signal." The power peak of some organ works like Bach's *Tocatta and Fugue in D* is maintained for quite long periods, and then how about those tremendous climaxes in Vaughan Williams' *Sea Symphony*? Unfortunately, neither RMS nor Music Power ratings take into account the amplifier's distortion at very low levels, overload recovery characteristic, or indicate the *type* of distortion at clip point. An amplifier which generates a high percentage of odd harmonics at overload will sound much worse under those conditions than one which produces a higher proportion of second harmonics. (Some present-day speaker systems are so insensitive that transient overloading occurs more often than supposed.) Then there is the question of output loads: some amplifiers will deliver their maximum output at 6 ohms and others at 8. So it is difficult to come up with a simple set of figures that can accurately indicate what the dynamic power of an amplifier really is. Nevertheless, continuous power rating, bandwidth, and distortion figures are meaningful, repeatable measurements which should always be used in preference to mythical Music Power or dishonest  $\pm 1$  dB figures.

\* \* \*

The 1971 Washington Hi-Fi Show will take place from February 12 to the 15th at the Hotel Washington—near the White House. Show director, Teresa Rogers, believes the attendance will surpass the 1969 figure of 22,000.

\* \* \*

The New York Hi-Fi Show at Westbury was very successful with an attendance of over 12,000. True, some of the exhibitors were a little dissatisfied with the small rooms and the parking facilities left a lot to be desired (no pun intended) but the results were worthwhile. Walter Goodman, the IHF President, told me that attendance was double that anticipated and that he himself was impressed with enthusiasm of the great number of youngsters who were seriously interested in Hi-Fi.

\* \* \*

Some additions to the September Products Directory will be found on pages 43 and 44. These include new products, late arrivals and one or two we just plain couldn't find room for.—GWT

# A lot of people don't know that a cartridge that's great for one high fidelity system could be disastrous for another.

That's why Pickering has done something fantastically simple.

We've developed *Dynamic Coupling Factor*—henceforth known as *DCF*.

All it is is a complicated name for an uncomplicated way to select the best cartridge for your system. It is your guide to the selection of that cartridge based on its intended application in playback equipment—just as horsepower is the guide to the proper engine for a vehicle.

It works like this. You own an XYZ model record changer. What cartridge do you pick? Not the \$29.95 model because it isn't designed for the capability of your XYZ player. Not the \$60.00 cartridge either, for its quality cannot be realized in that unit.

Our chart—available to you free—reveals that you need our model XV-15 with a *DCF* rating of 400 for optimum performance. This means that you will get

100% of the music from your records. Not 50% or 75% but *all* of the music capable of being obtained from your particular playback unit.

Technically, what we've done is taken virtually every high fidelity record player and pre-analyzed the vital variables for you; those affecting cartridge design and those related to the engineering features of the various turntables and changers.

So now all you need to be well informed on cartridges is to send for our *DCF* application guide containing our recommendations for what cartridge you use with which record player.

And next time you walk into a high fidelity salon, tell the man: "I'd like a Pickering XV-15 with a *DCF* of 400." Or whatever.

Pickering cartridges are priced from \$29.95 to \$60.00. For your free *DCF* chart, write *DCF*, Pickering & Co., 101 Sunnyside Blvd., Plainview, N.Y. 11803.




## PICKERING

"for those who can hear the difference"

# THE FUNCTION GENERATOR

NORMAN H. CROWHURST



**T**HE FUNCTION GENERATOR is a fundamentally different oscillator from its predecessors. The nearest to it was the multivibrator. The old sine wave oscillator worked, essentially, by using a tuned circuit or other frequency-selective network and applying gain to make it oscillate at the required frequency.

Oscillators that used a phase-shift or bridge-type feedback, or even the twin-T type, all employed the same principle. What the reactive components, of whatever combination and configuration, determined was frequency, basically of a sinusoidal signal. If it oscillated too hard, the shape departed from true sinusoid, but that was the shape with which it started, before it got big enough to distort.

And gain was the other adjustable quantity. When gain was just a whisker more than needed, the waveform built up until something stopped it. In a good oscillator, an automatic circuit would turn down the gain; in a poor one, distortion would reduce gain, because all the signal handled was not of the true frequency.

And if gain went a whisker too low, the oscillation would die away. However good a sine-wave oscillator, it has these sort of "bouncy" characteristics, of growing and dying. The function generator uses a totally different starting point. Instead of frequency and gain being the basic reference quantities, as in the sine-wave generator, the function generator uses time and amplitude as the basically inter-related quantities.

Figure 1 shows one way of starting such a design. Transistors Q1 and Q2 alternately charge and discharge capacitor C, as one or other of them is triggered into and out of action. The rate of charge or discharge is set by the voltage applied to their bases. As shown, the emitters of Q1 and Q2 have a 1-K resistor each. This converts the voltage from base to supply point into a constant current of the same number of milliamps.

Transistors Q3 and Q4 serve to switch off the transistor Q1 or Q2 that is momentarily inoperative. Suppose Q1 is momentarily charging C more positively. For this to happen, Q6 short-circuits Q3, so that the only current in the 1-K resistor between the emitters of Q1 and Q3 and supply plus is due to Q1 emitter current.

To maintain Q6 in saturation, Q4 must also be conducting. The 1.5-K collector resistor, feeding the base of Q6, sets the collector and emitter voltage of Q6, which is saturated, at plus 12 volts, due to the drop in the 1-K resistor in the emitters of Q2 and Q4. This means the emitter of Q2 is more positive than its base and thus it is cut off. Only Q1 is supplying current that affects the voltage on C.

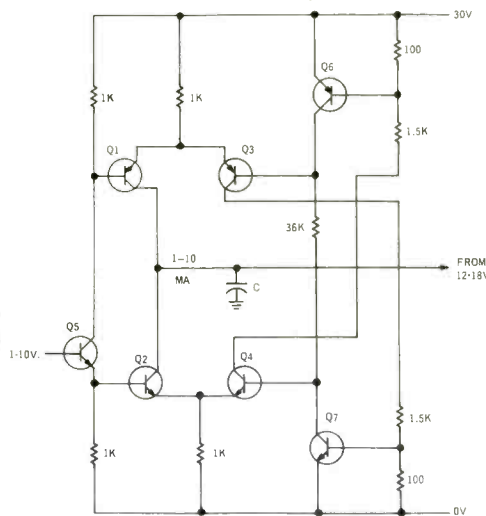


Fig. 1—The switching and charging, discharging part of a function generator.

When the current through Q1 has charged C to the point where its voltage should go the other way, a trigger circuit will reverse the cycle. Then Q3 will saturate, along with Q7, and Q4 and Q6 will be non-conducting.

When Q4 saturates Q6, Q4 in turn is saturated by the 36-K resistor between the bases of Q3 and Q4. Q7, being non-conducting, allows the current in this resistor to saturate Q4. Similarly, when Q7 saturates, Q4 is cut off, cutting off Q6, thus allowing the current in the 36-K resistor to saturate Q3 and maintain the other bistable condition.

In this circuit, the rate, or slope of both 'up' and 'down' is controlled by the input voltage applied to Q5. As this has a 1-K resistor in both emitter and collector, the voltage is duplicated, relative to the respective supply points, at the bases of Q1 and Q2. By applying from 1 to 10 volts d.c. at the base of Q5, the charge and discharge rate may be varied from 1 to 10 milliamps.

If C is made 1 microfarad, 1 milliamp will charge or discharge it at the rate of 1 volt per millisecond. Making the height of the wave 6 volts (from 12 to 18, as shown) means the 'up' slope will take 6 milliseconds and the 'down' slope will take 6 milliseconds: a period of 12 milliseconds, or a frequency of 83.3 Hz.

Pushing the control voltage up to 10 volts, the charge and discharge rate will change to 10 milliamps, resulting in charge and discharge times of 0.6 millisecond, or a 1.2 millisecond period: frequency 833 Hz. Using different values of C enables other frequency ranges to be obtained. Using a capacitor of 0.1  $\mu$ F, the frequency range will be from 833 Hz to 8330 Hz, for the same control-voltage range.

Figure 2 shows the next step toward the design, by adding a suitable trigger circuit. First step is to provide the trigger voltages, which is achieved by stringing a resistor chain across the supply. The trigger circuit consists of Q8, Q9, Q10, Q11. As the bases of Q10, Q11 are at 12 and 18 volts, with the polarity of transistors shown, all four transistors are normally non-conducting.

The only time they conduct is at the moment when the voltage at the bases of Q8 and Q9 goes either more positive than 18 volts or more negative than 12 volts.

When the voltage on C is moving positive, Q1 is conducting, Q4 and Q6 are saturated, and Q7 is non-conducting. When the voltage causes Q8 to conduct, it triggers Q10 along with it, and this triggers Q7 into saturation, which short-circuits the base of Q4, cutting it off, and thus discontinuing the saturation of Q6. This allows Q3 to saturate, switching Q1 off, while Q4 being cut off allows Q2 to start conducting to reverse the charge direction.



## Function Generator

When the voltage on C gets so that Q9 starts to conduct, Q11 triggers Q6 into saturation, cutting off Q3 and Q7 and allowing Q4 to saturate, again reversing the charge direction. This flipping will carry on with close precision.

This is a precise triangular waveform, with very linear sides, because the charging current is controlled entirely by the voltage on the bases of Q1 and Q2, in conjunction with the emitter resistor. For example, 5 volts across the 1-K emitter resistor sets the current at precisely 5 millamps, and the collector current follows it. Precise choice of 1-K resistors,

both in the emitter and collector of Q5 and in the bases of Q1, Q3 and Q2, Q4, is needed to effect an exactly symmetrical wave.

The next step will be to use this triangular wave as a basic form from which to generate other waveforms. A series of appropriately biased diodes and resistors can change the slope of the waveform at different points, until a very close approximation to sinusoidal is achieved.

The advantage of this method of making a sine wave is that it works down to a very low frequency. For example, by using a 1000- $\mu$ F capacitor for C, the frequency range, with the same values

otherwise, can go down to from one cycle every 12 seconds to one cycle every 1.2 seconds. It will trace these waveforms as precisely and as immediately as it does those of more conventional audio frequency.

A 1/12th Hz sinusoidal oscillator, using the older circuits would take minutes—perhaps half an hour—to settle to a stable amplitude, even if a good sine waveform was possible. This circuit starts to generate the perfect sine wave immediately.

But we do not have a sine wave yet. All we have is a triangular wave, with a peak-to-peak voltage of 6, using a 30-volt supply. To be able to adjust the sine waveform precisely, it will be advantageous to make the wave bigger first. And to set its limits as precisely as the 6-volt limits at 12 and 18 volts on this embryo wave.

Figure 3 shows the same circuit with 4 more transistors added that will achieve this. Q12 and Q13 take the triangular voltage, which is 6 volts peak to peak, and convert it to a triangular current waveform. The 27-K emitter resistors convert the 6 volts maximum voltage to  $6/27 = 222$  microamps maximum current.

The 8.2-K collector resistors again convert these currents to voltages, except that there are now two of them, located adjacent to the supply voltages, on the d.c. scale. Before determining the voltage, consider the parallel effect of the transistor bases, Q14 and Q15, which have 910-ohm emitter resistors. Assuming a beta of 50, this refers back to the base as 45.5 K. In parallel with 8.2 K, this makes 7 K.

So the voltage at the bases of Q14 and Q15 is triangular, of  $0.222 \times 7 = 1.56$  volts peak. When C is charged to its maximum positive, Q12 current falls to zero, as does Q15 current, to which it is coupled. At the same time Q13 current reaches 222 microamps and Q14 base reaches 1.56 volts negative of supply plus.

The emitter voltage of 1.56 volts maximum, on Q14 or Q15, across 910 ohms, results in a collector current of  $1.56/910 = 1.72$  milliamps. The other current, at this moment, is zero.

The collector load for Q14 and Q15 is the two 15-K resistors across the supply. These provide a source voltage of half the supply, or 15 volts, and a load resistor value of 7.5 K. The maximum current of 1.72 milliamps in 7.5 K yields a voltage of almost 13 volts peak, each way, or 26 volts peak to peak.

Quite precise choice of values may be needed to effect this degree of precision.

(Continued on page 87)

Fig. 2—The trigger elements added to the circuit of Fig. 1.

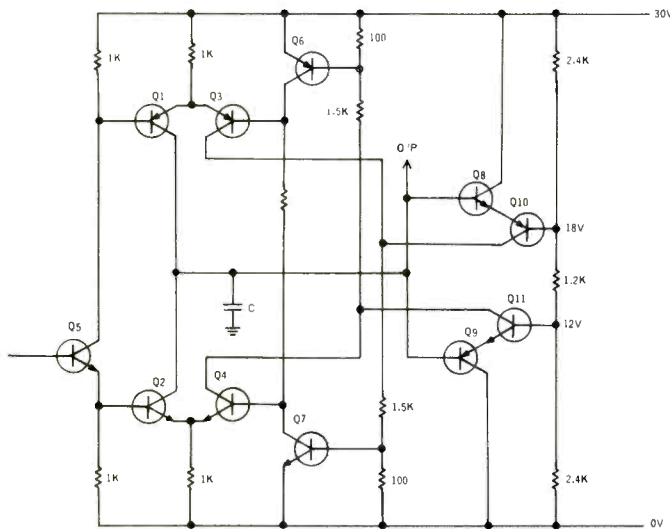
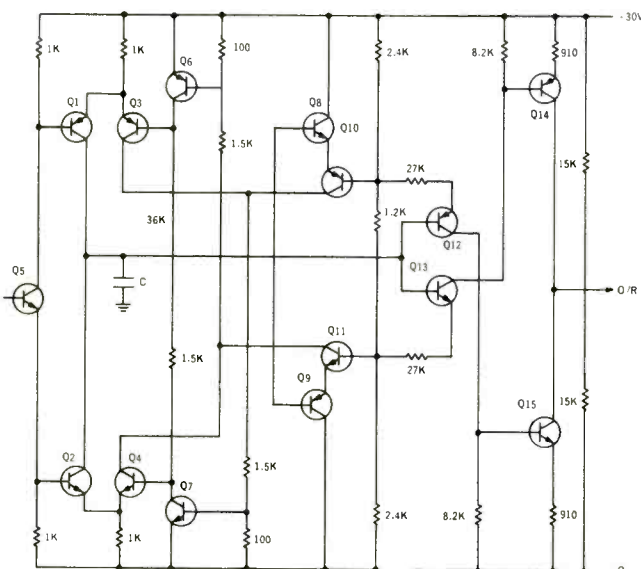


Fig. 3—The complete circuit, with amplification added, so the output can be almost as large, peak to peak, as the supply voltage. As the whole thing is direct coupled, the circuit can be used for very low, fractional frequencies.



# Another Look At Parallel-Connected Loudspeakers

DICK CRAWFORD

**T**HERE IS AN INNATE appeal in the use of multiple speakers. It is difficult to dispel the notion that many of a kind are better than one. And why not, for that's the principle of democracy, is it not? What, then, are the advantages of democratic speaker systems?

G. A. Briggs, in his 3rd edition of *Sound Reproduction* (pp. 58-61), discusses some of the characteristics of a system using nine 8-inch speakers. Both good and bad results were noted. Among the former was the ability to produce sound at 30 Hz without doubling, and among the latter was a good deal of boominess. Improvement was gained by being less democratic and replacing two of the 8-inch units with more conservative 10-inch speakers.

Of a more recent vintage is the Sweet Sixteen speaker system, in which sixteen small, low-cost speakers were used. Opinions vary, but many claim improved bass response from this array.

Even more recently we have the Bose speaker system. This unit also has nine speakers, but arranged so as to achieve a large percentage of reflected sound. The reviews of this system are generally excellent. Having listened to this system, I must say that it has much better bass than one would expect from a group of small speakers. I don't care how much the bass is boosted, it is difficult to achieve decent bass much below the resonant frequency of the speakers.

Then, too, we have the example of some speaker manufacturers who make top-of-the-line speaker systems using several of their best speakers in parallel (acoustically speaking). For example, I have always had a liking for the large Bozak systems that use four 12-inch speakers for the bass, and Bozak makes it clear that they believe these larger systems to be superior. Now why is that?

Many reasons have been given for the superiority of multiple speaker systems, but the one I wish to dwell on is the

superior bass response. This is partly because I like lots of low bass and partly because of my limited test facilities. On to the experiments!

I measured the impedance characteristics of four identical low-cost (\$15) 12-inch speakers. The indicated resonance was 38 Hz and varied only by 1 Hz, and the impedance at resonance varied only by a few ohms between the four speakers. The results for one of the four are plotted in Fig. 1.

The four speakers were then mounted in a simple corner enclosure (which we will discuss later) and the impedance of the single speaker was again measured. As can be seen from Fig. 1, there is some effect due to the combination of the cabinet and the corner placement. The speaker was slightly better damped, and the resonant frequency was lowered by two or three Hz.

Finally all four of the speakers were phased, and then wired in a series parallel combination, so as to achieve nominally the same impedance as the single speaker. The results (see Fig. 1) are gratifying! The resonance has been moved down to 27.5 Hz.

What has happened? Mutual coupling. When several speakers are connected in phase and not too far apart physically, the reactive and resistive components of the air loading at low frequencies are increased. Mr. Knowles has a good discussion of this effect in Keith Henney's *Radio Engineering Handbook*, 4th Ed. (pp. 741-744). For four speakers the radiation resistance, which is that part of the air loading to which the speaker can deliver acoustic power, is multiplied by four. This is somewhat offset by the increase in radiation reactance, but, as Mr. Knowles points out, a typical speaker system will gain about 5 decibels in bass response by using four similar speakers.

There is more. If we place the same four speakers in a corner we gain another

factor of four in radiation resistance. So we achieve another 5 decibels bass boost, for a total of 10.

Does it really happen? A microphone and a.f. voltmeter were used to measure the bass response. With the same 100 Hz signal level the four in the corner were found to produce 5 decibels more output than the single speaker in the corner. At 40 Hz the increase was 12 decibels. That is as low as my microphone goes. I believe that at 30 Hz the increase is more like 15 decibels, but I cannot prove it.

This is mostly in agreement with the theory, although there is more bass increase at 40 Hz than would be predicted. Of course, room acoustics and microphone placement may explain the differences. Incidentally, 10 decibels is not peanuts; it is the difference between a 20-watt amplifier and a 60-watt unit.

But what about that lowering of the resonant frequency? Well, there is the increase of reactive air loading that we mentioned. The resonant frequency of the speaker is determined by the compliance of the speaker, the mass of the speaker cone and voice coil, and the equivalent mass of the reactive air loading. As the air loading increases due to mutual coupling effects, the equivalent mass of the air load also increases, and this lowers the resonant frequency. At this point we need to know more about the speakers in order to calculate the effects of the increased air loading, but we can make a few assumptions and see if the results seem reasonable. From Olson's book *Elements of Acoustical Engineering*, 2nd Ed., pp. 126, we see that the mass of the speaker cone is approximately equal to the mass of the air loading for representative speakers.

If we then assume that the air mass, due to the twin effects of four speakers and corner placement, is doubled at low frequencies (as seems reasonable from Mr. Knowles curves), we arrive at the conclusion that the total mass is increased

# How we saved our new \$139 speaker from medium-priced boredom and conformity.

Ordinarily, there's nothing more boring than a medium-priced speaker system.

Low-priced speakers can be exciting because a few exceptions sound better than they have the right to. And high-priced speakers are, of course, endlessly fascinating because each expresses a different designer's concept of the "state of the art."

But bookshelf speakers in the \$110 to \$150 range? When you've heard one, you've heard them all.

That's why, having already created some of the world's finest low-priced and high-priced speakers, we decided that something distinctly new and different should be done for the music lover with a middle-sized stereo budget. The result was the **Rectilinear XII**.

First of all, we did something about efficiency. Unlike the conformist acoustic-suspension speakers in this price range, the **Rectilinear XII** is a high-efficiency tube-vented bass reflex system. All you need is 10 clean watts to drive it to ear-shattering levels. So you won't need a high-priced amplifier or receiver to enjoy your medium-priced speaker, even if you like to feel those bottom notes right in your stomach.

Then we did something about *time delay distortion*. The **Rectilinear XII** reacts faster to an input signal (it "speaks" sooner, with less time delay between electrical input and acoustical output, and with less lag between drivers) than any other cone-type speaker system except our own higher-priced

models. Rectilinear seems to be the only speaker manufacturer to be concerned about this type of distortion, but the difference it makes is easily audible to any critical listener.

A nonconformist approach to crossover design is largely responsible for the superior time delay characteristics of the **Rectilinear XII**. The 10-inch high-excitation woofer is crossed over to the "fast," low-inertia 5-inch midrange driver at 350 Hz, a much lower frequency than is conventional in three-way bookshelf systems; the 3-inch tweeter takes over at 4000 Hz. To compound the unorthodoxy, we abandoned


the customary parallel-type crossover network in favor of a very elegant series configuration, which gave us vastly improved phase response.

Finally, as our ultimate defiance of tradition, we listened objectively to our own speaker. Did it really sound as different as we had set out to make it? To our ears (which, after all, have a good track record), it did. The **Rectilinear XII** seems to reproduce music with a clarity and authority that few speakers, at any price, can even approximate. And certainly none at \$139.

But this is something that each prospective buyer must decide for himself. So, if you're shopping in this price range, listen carefully to the **Rectilinear XII**. And, please, be cynical, jaded and hard to please.

For your \$139, you're entitled not to be bored.

(For more information, including detailed literature, see your audio dealer or write to Rectilinear Research Corp., 107 Bruckner Blvd., Bronx, N.Y. 10454. Canada: H. Roy Gray Co. Ltd., Markham, Ont. Overseas: Royal Sound Co., 409 N. Main St., Freeport, N.Y. 11520.)



## Rectilinear XII

Check No. 25 on Reader Service Card

[www.americanradiohistory.com](http://www.americanradiohistory.com)

(Continued from page 24)

by a factor of 1.5, giving a new resonant frequency  $1/1.24$  that of than the original. Since the measured new resonant frequency is  $1/1.27$  times the original, either we made compensating errors in our assumptions, or we are very close to being right.

What about damping? Since the resistive part of the air load at low frequencies has increased more than the reactive part, we would expect better damping. A glance at Fig. 1 shows that the impedance of the four in the corner is lower than the single unmounted speaker, so that the damping is apparently improved.

What sort of enclosure was used in these tests? Not much. Fig. 2 shows the design. The top and bottom are made of a 24-inch square piece of  $\frac{3}{4}$ -inch plywood sawn diagonally. The front is  $32 \times 48$  inches, also of  $\frac{3}{4}$ -inch plywood. A  $2 \times 4$  is used at the rear to space the top and bottom. All are screwed and glued together. The speakers are mounted, phased, and the whole is jammed into a corner. Foam weather-stripping is used to seal the inevitable gaps around the top. The weatherstripping also prevents rattles. There is about a 1-inch gap along both sides which becomes a port. Thus this is a bass reflex cabinet. The main purpose of this port is to avoid the necessity of achieving a seal along the edges. The area of the port is too small in relation to the total cone size to give much radiation. Furthermore, its high periphery-to-area ratio is such as to damp the port radiation rather well. However, the port undoubtedly does some radiating, and it lowers the speaker impedance as well. The volume of the cabinet is just under eight cubic feet. The cabinet does not rattle, but for those interested in making their own cabinets I recommend the advice of Mr. Briggs (cited earlier).

There you have it, a little curiosity, a simple cabinet, a few simple measurements, and a little theory. How does it sound? Clean. Good opera recordings are very clear, without boominess. Beethoven really growls.

What are the conclusions? Simply that theory and experiment both conclude that multiple speaker systems can give both lower resonant frequencies and more bass. **AE**

See also:  
 "Another word on multiple speakers" by John Ward, *Audio* December, 1962  
 "Mutual acoustic impedance between radiators in an infinite rigid plane" by R. Pritchard, *J. Acous Soc. Am.* 32, No. 6, 1960  
 "An open-baffle parallel-series array" by R. Oakley, *Audio* December, 1963  
*Loudspeakers*, by Gilbert Briggs (Cahners Publishing Co., 221 Columbus Ave., Boston, Mass. 02116)

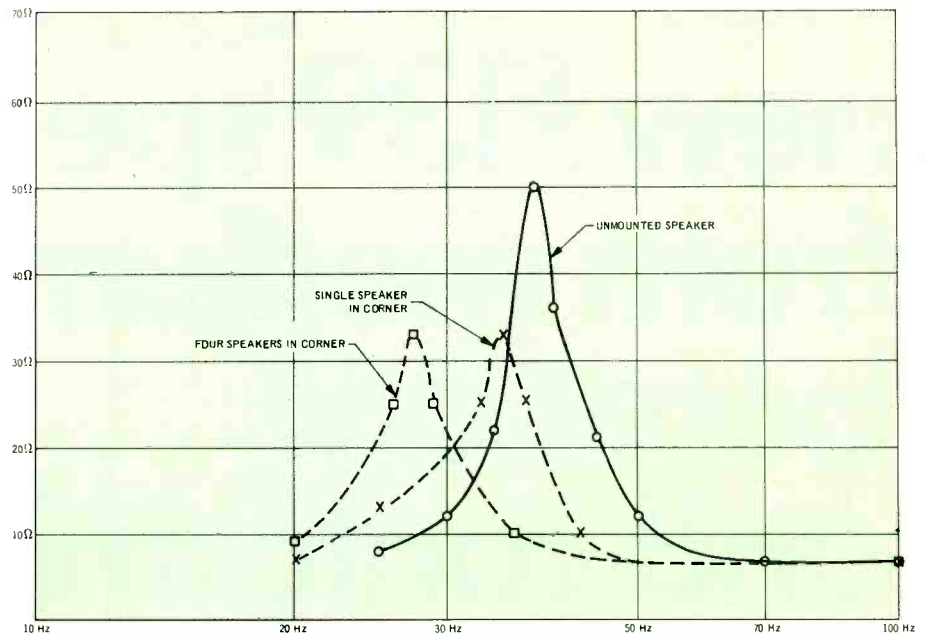


Fig. 1—Impedance Curves of Speakers.

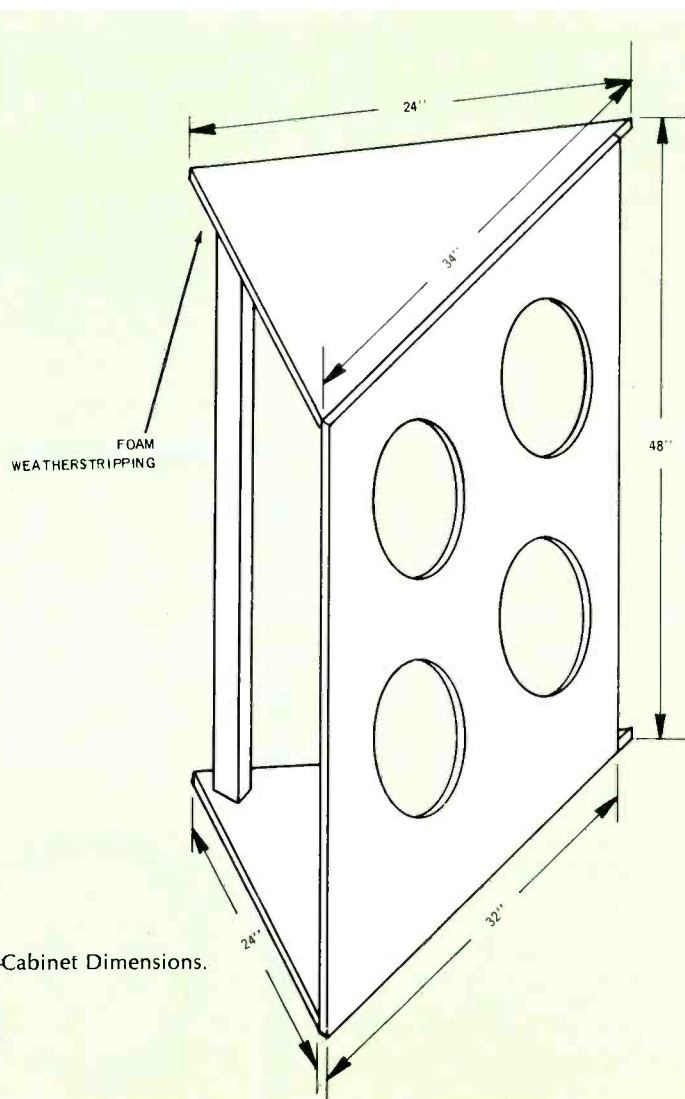


Fig. 2—Cabinet Dimensions.



# An audio engineer talks about the new VM professionals.

Murray Allen owns one of the world's keenest ears. He played sax and clarinet with big name bands like Skitch Henderson's and Bobby Sherwood's before becoming an engineer. And has done sessions for Bobby Melton, The Hi-Lo's, Julie London and many other famous names. Murray was one of the first to experiment in multi-track recording and recently pioneered in the use of 16-track. He is now with Universal Recording Studios where he engineers records and commercials, including the Schlitz and United Air Lines television campaigns which are currently on the air. He was also Audio Consultant to Science Research Associates.

"The VM professionals are really worthy of the name. I've never seen so much professional control in home-type equipment.

"The VM 1521 receiver, for example, does a lot of things even more expensive units I've played with can't.

"The bass and treble controls really give you a lot of room. And it's got a high and low filter you can switch in and out. The separation is terrific, too.

"I mean you can take something like a bass and clarinet duo and completely isolate the bass on one channel, then completely isolate the clarinet on the other.

"Another thing, I live in an area where FM is very Rfy. The VM 1521 has a new filter that handles it better than anything I've heard.

"The speakers are something else, too. VM calls them the Spiral Reflex System. Built on the twin wave theory. That's very efficient. And clean. Really clean. Especially the percussions. Even the transients don't get distorted. It even gets those low guitar sounds.

"And I really like the VM 1555 automatic turntable. The cueing. The belt-driven platter. The extra length on the tone arm. The photo-electric tripping mechanism. All of them are terrific.

"And the spindle gently lowers records all the way down to the stopped platter. Really takes good care of them.

"You know how hard it is to reproduce a clean piano or harp. Well, the 1555 does a beautiful job. Absolutely no wow.

"I listened to an album I engineered on a VM professional rig, and I can honestly say it was closer to the master tape than I'd ever heard. I could even hear tape noise which is really rare.

"I've decided to take my VM professional outfit to my office. Every day I deal with people who really know a good sound when they hear it.

"And it always pays to make a good impression."

For engineering specs on the complete VM Professional Series write:

## VM CORPORATION

Dept. 74, P.O. Box 1247, Benton Harbor, Michigan 49022 or call direct, Area Code 616-925-8841.

(Ask for Dept. 74.)



The VM PROFESSIONAL 1521  
Semiconductor complement: 49 transistors, 30 diodes, 3 ICs, 2 MOSFETs • FM circuit: four ganged front end with 2 dual gate MOSFETs for lower cross modulation, greater sensitivity and overload; 5 pole phase linear toroidal filters and 2 ICs for selectivity, sensitivity and limiting that surpasses all previous standards in this price range  
• AMPLIFIER: Power output/bandwidth: 40 watts RMS/channel power at less than 0.5% distortion; bandwidth 9-30 KHz  
• IM distortion: less than 0.5%  
• Frequency response: +1 db 20 Hz-20 KHz • TUNER: Sensitivity: 1.9 uv for 30 db quieting • Signal to noise ratio: -75 db • Capture ratio: 1.8 db  
• Selectivity: -75 db  
• SM 100% MOD distortion: less than 0.5% • Stereo separation: 40 db at 1 Hz • Image rejection: -90 db • IF rejection: -100 db  
• Spurious response rejection: -100 db  
• Comes complete with cabinet of oiled walnut veneer hardwood at no extra cost. (Model 1520, same as above except 25 watts RMS/channel power.)

# Rosemary Brown

EDWARD TATNALL CANBY

One is inclined to be facetious in writing about Rosemary Brown, as I know to my cost. Too easy to poke fun. This is the second version of my article. I scrapped the first. Rosemary is the plain little English housewife who takes down music by dictation from the Great Composers. The dead ones. She's already accumulated hundreds of pieces from beyond the grave. And now she has a recording of some of them.

Not that I have come around to believing. But I do feel that (a) there is nothing to be gained from ribaldry at the expense of those who may be acting in good faith; and (b) there's a lot to be gained in Rosemary Brown's case by sheer listening. That's my business and yours too. We can read all about Rosemary second hand. But when we *listen*, it's first hand. Straight from Rosemary to you and me. Or is it straight from Liszt, and Schubert?

The composers appear to her in person, she says, and have even been known to guide her hands at the piano. Liszt, above all. But also others of a familiar Music Appreciation sort—Chopin, Schumann, Beethoven, Schubert, Brahms, Rachmaninoff, Grieg, even Debussy. One by one, under Liszt's personal direction, they are still giving her their compositions from the Other Side. And she *writes them down*, note for note. That is what makes it all so interesting.

There is a Foundation now, set up expressly to provide Rosemary with enough income so that she can work full-time with these composers and learn more musicianship and better finger technique, the quicker to take down their music, which sometimes comes through pretty slowly. She is receiving what she calls "tuition" (she means tutoring) right now from Liszt himself, who has taken over and organized her working day with times for seeing the composers and for concentrated studies of various sorts.

"I find Rachmaninoff most wonderful for helping me in my actual playing," she says. "He's been giving me quite a lot of helpful hints and assistance in trying to improve my style and technique." As for Brahms, "he has given

me some finger exercises to improve the stretch between my fingers and the actual span of my hands." Beethoven brings her some problems. "I would like to get one piece at a time completed . . . but instead, I find he'll give me a page of one thing and then two pages of something else—it's a little bit confusing but I must just adapt myself. He puts them together eventually."

Debussy, it seems, has been doing a lot of painting, in the Impressionist style. He showed her one called "Femme en bleu" with a blue face, which she got to like. As for Chopin, he got agitated one day and burst out in French, "Le bain va etre englouti!"—the bathtub's going to overflow. Sure enough, her daughter had left the tap running. "I think it was after that," she says, "that I began to feel more at ease with him." Schubert came to her the first time wearing his famous spectacles but "I think it was only to make sure I recognized him. Now he doesn't wear them at all." But Liszt is her favorite and he evidently decides which composers to send along each time. She just takes whoever comes.

Rosemary has heard the entire Unfinished Symphony of Schubert, including the part that wasn't finished. She hasn't got it down yet. "Whether he will get it through—written down, that is—I don't yet know. All I can say is that it was absolutely heavenly—I've never heard anything so beautiful in all my life. I thought that after I heard it I would never forget the main theme but I never wrote it down and it went—so he'll have to give it to me all over again. I find that he communicates very easily."

That tells you the Rosemary story. On her record she tells it to you in her own voice, in the same matter of fact way. Rosemary could not be faking; there is a ring of absolute conviction to her words.

Opinions on Rosemary vary. They fall into three irreconcilable categories. (A) She is harmlessly, totally looney. (B) She is in contact with the other world—she has ESP. (C) Her symptoms are characteristic of well known types of delusion, of which examples abound in the literature including Joan of Arc. Voices. Un-

conscious total recall. Cryptomnesia. These viewpoints will be argued until the printed page turns blue and you may join in if you wish. But only one thing matters, *the music*. Hundreds of pages of it and plenty more on the way.

There could, of course, be fraud, or pure hoax. I suppose Philips of Holland and even the great BBC might be hoodwinked or—less likely—knowingly produce a fake. I doubt it, but does it really matter? We now have two whole LP sides of recorded Rosemary and the sheer fact of its existence is the startling thing. *Somebody wrote down all of those notes* and, if there is honesty here, it was Rosemary herself. I accept that premise, and I believe it.

And so what do we find? I've listened. It's not bad at all—if hardly earthshaking. Rosemary's music is not amateurish. It flows easily and for the most part with good musical sense. She has a nice feel for a kind of nineteenth-century salon style, watered down and simplified but really quite authentic. Just what Grandma played in the front parlor. Her feeling for modulation is excellent; she moves easily from key to key and back again, as they used to do—an art that is mostly lost on today's pros, who don't have it and do not want it. Rosemary knows how and she seldom flubs. Nothing spectacular, mind you. Just an easy, right sound.

She has a good sense for a tune, too, in the right style. And she remembers her tunes, plays on them, brings them back very properly. They stick—and *you* remember them. Her piano writing is the same, a simplified salon style, *circa* 1875 perhaps, slanted moderately in the direction of one or another composer. Good left-hand figurations, a proper spread of right-hand melodic line, a texture and mood that is of the period, if out of its more insipid expression. Definitely, she has a knack.

What I hear is exactly what Rosemary Brown might actually compose, or improvise of whatever, if there were no ESP and she merely presented her "thing," say, at a party, putting on a little show of numbers done up "in the style of" various composers. Not an uncommon

It's kind of a dumb-looking thing, but the ear is still the best listening device around. Which should tell you something about the shape of a Yamaha speaker.

True, the ear receives sound and a speaker reproduces it. But the basic principles of physics and design are essentially the same. There is a place in the middle through which the sound travels. Surrounding it are planes of

varying dimensions. There is no symmetry.

This is because sound is not symmetrical. It bends. So symmetrical shapes—ears or speakers—will confine sound to an area that won't let it bend naturally. (Cup your ear and see how directional and different things sound.)


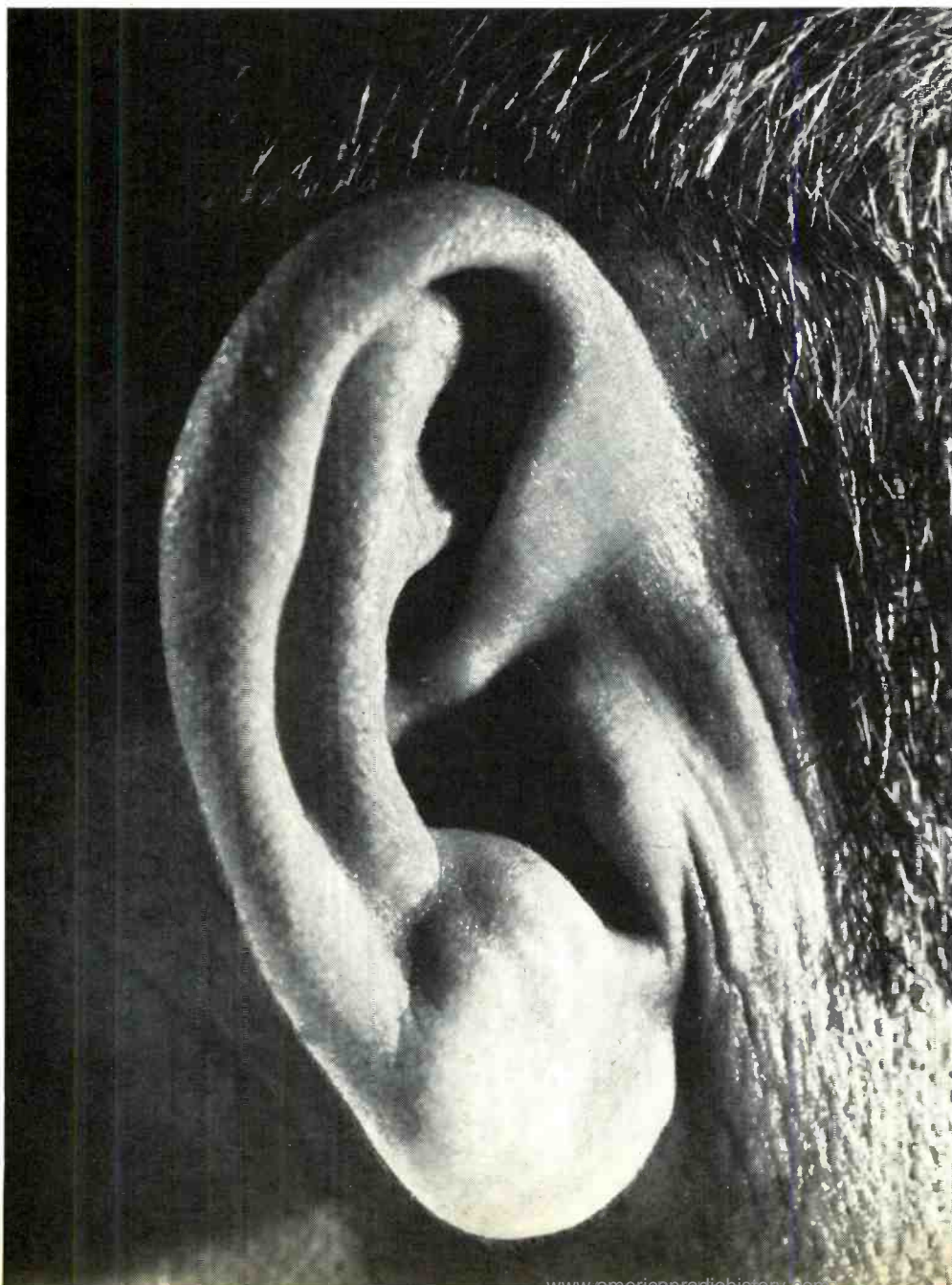
The irregular shape of a Yamaha speaker gives sound waves of different length a place to go. Long waves go to the long parts, medium

waves to the medium parts and so on.

The result is a sound as close to natural as you've heard. Freer, fuller, more omnidirectional.

Listen to what natural sound is all about. If you're not convinced then, well, maybe you are wearing the wrong kind of ears.

# Either we're right about the shape of our speakers, or you're wearing the wrong kind of ears.



 **YAMAHA**

YAMAHA INTERNATIONAL CORP. Audio Products Division  
7733 Telegraph Road, Montebello, Calif. 90640

Check No. 29 on Reader Service Card



**This splice  
took 12 seconds.  
It is now  
stronger than  
the original  
tape.**

Tape splicing used to be a painstaking nuisance. Now it can be accomplished in a matter of seconds with EDITall, the only true splicing method for reel, cartridge, cassette and video tape. Perfect for professional and amateur alike, it's virtually the only method used by broadcast, recording studios and manufacturers of 4 and 8 track tape cartridges and cassettes. The reason: it's precise . . . rapid . . . simple to use — every time you use it. EDITab™ precisely trimmed tape splices, make splicing even easier. They are available in ¼" and 150 mil sizes. Tape spliced in an EDITall block may be erased and used over and over again for top quality recordings. EDITall splices are guaranteed to be stronger than the original tape. Perfectly smooth, they retain the original quality of sound reproduction. And they never damage tape heads or tape.



Regardless of the size tape you're using, there's an EDITall kit to meet your requirements. Visit your EDITall dealer today or write: ELPA MARKETING INDUSTRIES, INC., New Hyde Park, N.Y. 11040

**EDITall®**  
**Tape Splicing Method**  
Check No. 30 on Reader Service Card

gift at all, and hers is good but not really *that* good. Lots of people have the gift, in one way or another. I can do it myself, though my memory is dreadfully short and I hate to write things down.

Don't think that all the musical talent in this world goes into the music profession! Ninety per cent never gets near a formal music lesson. And remember that Telemann, the most impeccable professional of his day, was totally self taught. So, mostly, was Beethoven. And Wagner. The good improvisers that I know (quite a few—in quite a few styles) are almost entirely self-trained. They just pick it up.

Rosemary, in addition, seems to have an excellent memory and an accurate, if slow, ability to write things out on paper. That helps. That's all. I don't feel any necessity to go further in explaining her music. Her personality, her communication with the dead, is something else again, though easily enough "explained" by experts in psychology and in parapsychology, even if they don't agree.

On her record Rosemary has put a good selection of her Liszt pieces, which are the central body of her music, along with a sampling from Chopin, Brahms, and so on. She plays the simpler pieces herself on one side. A typical forthright amateur, she gets through the notes, a bit heavily, and the sense of the music is there. The tougher pieces, the ones she can't play herself, are on the other side, played by a much more brilliant pro, Peter Katin. These really sparkle.

The pieces grouped under Liszt's name are really very pleasant and well made, her best without a doubt. They often sound like minor Liszt, though more often they are just of the period. Her Chopin is not much different, the style rather too late for Chopin (though she hits a few tricky Chopinesque harmonies). Schumann rates about 10 per cent. Wouldn't even know him. Her Schubert is much better—she has a funny streak of affinity for the music of the early part of the century. Her Beethoven "Bagatelle" is curiously like many bits of late Beethoven, notably his late Bagatelles.

When it comes to Brahms, whose forthright piano style is the easiest in the world to imitate—even I can do it—Rosemary is way out of whack. Brahms would roll his beer-barrel body if he could hear her. Debussy is terrible; same old semi-Liszt with a few bits of the Golliwog's Cakewalk thrown in. ESP or no, Rosemary is out of her depth with these composers, as I hear it. But, oddly, her little Grieg piece is excellent! (Only, I think she borrowed it. Sounds very familiar.)

"Grubelei," the work of Liszt in 3-against-5 time which she couldn't play

to find out what it sounded like, is a superior piece. Its compound rhythms are handled with real sophistication, the misty altered-chord harmonies are much more striking than those of the run of other pieces. If Liszt didn't manufacture it, *somebody* did. Rosemary?

What we sense, compassionately, beyond this modest music and in Rosemary's disarming views on the composers, is a conventionality, a narrowness, that is surely no more than a reflection of her own drab way of life. This is precisely the music, these are the stories of the Great Composers, that an ordinary housewife in the poorer section of London *would* produce if—like the woodchuck—she could. Rosemary can.

Her every note and word is out of a sort of cultural hearsay, an echo of the grandeurs of Music Appreciation filtered down into a middle class wasteland. She is expressing no more than that same touching hope for the finer things of life which pins up sepia prints of Mona Lisa and the Last Supper in a thousand parlors, next to the portraits of the Great Composers and a picture of the Matterhorn, which puts a too-expensive upright piano against the wall and the Reader's Digest on top, the Complete Britannica (on installments) off in a corner. Rosemary has found a better way. It would be nice to know the composers in person, now, wouldn't it? Perhaps to fulfill an otherwise empty life.

Rosemary Brown is trying so hard to finish the Unfinished Symphony it almost makes you weep. **Æ**

**A Musical Seance**  
Featuring  
**Rosemary Brown.**  
R. Brown,  
Peter Katin, pianists.  
Philips PHS 900-256 stereo (\$5.95)



# FABULOUS SUCCESSOR TO THE FABULOUS SANSUI 2000



## THE NEW SANSUI 2000A

### AND STILL AT THE SAME PRICE

\$299.95 can still go a long way in purchasing top notch high fidelity equipment. The exciting new 2000A has a wide dial FM linear scale plus a sensitivity of  $1.8 \mu\text{V}$  (IHF) for pin-point station selectivity with a clean crisp signal from even distant stations. Its powerful 120 watts (IHF) will easily handle 2 pairs of stereo speaker systems. The Sansui 2000A has inputs for 2 phonographs, tape recording and monitoring, headphones and auxiliary; and for the audiophile, pre- and main amplifiers may be used separately. Hear the new Sansui 2000A at your franchised Sansui dealer.

# Sansui®

SANSUI ELECTRONICS CORP.

Woodside, New York, 11377 • Los Angeles, California, 90007

SANSUI ELECTRIC CO., LTD., Tokyo, Japan • Frankfurt a.M., West Germany

Electronic Distributors (Canada), British Columbia

Check No. 31 on Reader Service Card

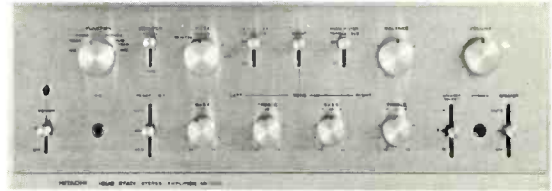
---

# NEW YORK HI-FI SHOW 1970

---



Fisher Futura 201



Hitachi 1A-1200



JVC 5040-2



Harman-Kardon 230



Sony STR-6065

---

## new receivers-and an amplifier ...

---

At the top, on the left, is the new **Fisher 201** receiver which costs only \$199.95. It features a FET 'front end' three IC's, automatic stereo/mono switching, FM muting, four-way speaker-selector switch, blackout dial and illuminated dial pointer. FM sensitivity is quoted at 2.5  $\mu\text{V}$  and total power output is 50 watts (IHF).

The **JVC** receiver, **model 5040-2** has a power output rating of 200 watts total (IHF) and the FM sensitivity is given as 1.8  $\mu\text{V}$ . It incorporates the SEA (Sound Effect Amplifier) system of tone controls which operate at five different frequencies—60, 250, 1000, 5000, and 15,000 Hz. FETs are employed in the 'front end' and two IC's are used in the i.f. stages. Other features include speaker switching, semi-variable interstation muting and a

better-than-average AM performance due to the use of two r.f. stages. Price: \$449.95.

The **Harman-Kardon 230** AM/FM receiver is very modestly priced at \$159.95 and listed among its specifications are a tape monitor, speaker selector, loudness switch, blackout dial, and illuminated push-button on/off switch. Power output is 35 watts, total, (IHF), and FM sensitivity 2.7  $\mu\text{V}$ . A walnut enclosure is available at \$9.95.


**Hitachi model 1A-1200** is an integrated amplifier with a power output rating of 120 watts (IHF). This is divided into four sections and a panel switch permits a selection of four 30-watt channels, one 60-watt center plus two 30-watt, or two 60-watt channels. Output-protection circuits are employed—plus a

power limiter controlled from the front panel. Other features include high and low filters, separate tone controls for each channel, speaker select and mute switch, tape monitor, and provision for two phono inputs. The price of model 1A-1200 is \$595.


The **Sony STR-6065** is a high-powered receiver rated at 255 watts (IHF). FM sensitivity is quoted at 2.2  $\mu\text{V}$  and AM at 20  $\mu\text{V}$ . Provision is made for two phono inputs and among the other facilities are loudness, filter and mute switches, four-position speaker selector and tape monitor. Price of STR-6065 is \$399.50 and a smaller version with 145 watts (IHF) output, STR-6055, costs \$299.50.

Continued ...


# New Heathkit® Stereo Gifts



- Receives AM, FM & FM-Stereo
- 1.8 uV sensitivity
- 9-pole L-C filter for over 70 dB selectivity
- "Blend" control eliminates on-station FM hiss
- "Mute" control attenuates between-station FM noise



- 100 watts IHF, 70 watts RMS output @ 8 ohms
- Less than 0.25% harmonic & IM distortion at full output, both channels
- Frequency response: -1 dB, 7 Hz to 60 kHz
- Complete input level controls



Smartly-styled Mediterranean cabinet included with the new AS-101 & AS-102 speaker systems. Pecan veneers & hardwood trim, beautifully handcrafted. 29 3/4" H x 27 3/4" W x 19 7/8" D.



## New Heathkit AJ-29 . . . tuner section of the famous AR-29 . . . \$169.95\*

Delivers the same remarkable AM, FM & FM-stereo tuning as the famous Heathkit AR-29 stereo receiver. Preassembled, factory aligned FM tuner uses FET design for superior overload characteristics. 3 IC's in IF provide better AM rejection, hard limiting, temperature stability & greater reliability. 9-pole L-C filter eliminates IF alignment. Modular plug-in circuit board construction for fast, easy assembly. Built-in self-service capability.

**Kit AJ-29**, 18 lbs. . . . . **\$169.95\***  
**Assembled AE-19**, oiled pecan cab., 9 lbs. . . . . **\$19.95\***

## New Heathkit AA-29 . . . amplifier from the famous AR-29 . . . \$149.95\*

Check the specs & compare — the AA-29 is indisputably the finest medium-power amplifier available at any price! The best harmonic & IM distortion figures in the industry, a massive, fully regulated power supply, 4 individually heat-sinked and protected output transistors and individual input level controls for each channel of each input all add up to the greatest stereo buy of this or any other Christmas season.

**Kit AA-29**, 27 lbs. . . . . **\$149.95\***  
**Assembled AE-19**, oiled pecan cab., 9 lbs. . . . . **\$19.95\***

## New — Heath/Altec-Lansing® & Heath/Bozak® Floor Speaker Systems . . . only \$259.95\*



Two remarkable floor systems for audiophiles who desire the finest in reproduction. New AS-101 features high-efficiency Altec-Lansing components for 35-22,000 Hz response: 15" woofer & famous sectoral horn. New AS-102 with Bozak components delivers 40-20,000 Hz response from 12" woofer, 6" midrange & 2-2 1/2" tweeters. **AS-101**, 53 lbs. **AS-102**, 39 lbs.

## New — luxurious Mediterranean stereo equipment Credenza . . . only \$189.95\*

**The best of stereo worlds . . .** wife-pleasing Mediterranean styling and room for all your stereo components. 5 1/2' of craftsmanship, hickory veneers and solid oak trim, finished in oiled pecan. Ducted port enclosures on both ends accept 12" speakers. Optional changer & cartridge-cassette drawers. **Assembled AE-101**, 90 lbs.

Prices shown apply to factory mail order only. Retail store prices are slightly higher to cover costs of shipping, stocking, local service, parts replacement, demonstration facilities, etc.

See the complete Heathkit line at your local Heathkit Electronic Center:

- Anaheim, Calif. 92805  
330 E. Ball Road
- Boston Area  
Wellesley, Mass. 02181  
165 Worcester St.
- Chicago, Illinois 60645  
3462-66 W. Devon Ave.
- Chicago Area  
Downers Grove, Ill. 60515  
224 Ogden Avenue
- Cleveland, Ohio 44129  
5444 Pearl Road
- Dallas, Texas 75201  
2715 Ross Avenue
- Denver, Colorado 80212  
5940 W. 38th Ave.
- Detroit, Michigan 48219  
18645 W. 8 Mile Road
- Fair Lawn, N. J. 07410  
35-07 Broadway (Rt. 4)
- Houston, Texas 77027  
3705 Westheimer
- Los Angeles, Calif. 90007  
2309 S. Flower St.
- Milwaukee, Wisc. 53216  
5215 W. Fond du Lac
- Minneapolis Area  
Hopkins, Minn. 55343  
101 Shady Oak Road
- New York, N. Y. 10036  
35 W. 45th Street
- Philadelphia, Pa. 19149  
6318 Roosevelt Blvd.
- Pittsburgh, Pa. 15235  
3482 William Penn Highway
- St. Louis, Mo. 63123  
9296 Gravois Ave.
- San Diego Area  
La Mesa, Calif. 92041  
8363 Center Drive
- San Francisco Area  
Redwood City, Calif. 94063  
2001 Middlefield Road
- Seattle, Wash. 98121  
2221 Third Avenue
- Washington, D.C. Area  
Rockville, Md. 20852  
5542 Nicholson Lane

. . . or send for your FREE factory mail order catalog, below.



**FREE NEW 1971 CATALOG**  
 Featuring these and dozens of other exciting new kits for home, hobby, test and service, education and recreation . . . over 300 easy-to-build, fun-to-use electronic kits in all. Get your FREE copy now . . . use coupon or write: Heath Company, Benton Harbor, Michigan 49022.

HEATH COMPANY, Dept. 41-11  
 Benton Harbor, Michigan 49022



a Schlumberger company

Enclosed is \$ \_\_\_\_\_, plus shipping.  
 Please send model (s) \_\_\_\_\_  
 Please send FREE Heathkit Catalog.  Please send Credit Application.

Name \_\_\_\_\_

Address \_\_\_\_\_

City \_\_\_\_\_ State \_\_\_\_\_ Zip \_\_\_\_\_

\*Mail order prices; F.O.B. factory. Prices & specifications subject to change without notice. HF-242

# NEW YORK HI-FI SHOW 1970



Harman-Kardon Citation



Empire 6000M




Wharfedale W 35



Tannoy Orbitus

Bose 501




Sony SS 9400



Several interesting new speaker systems were being demonstrated but the smallness of the rooms and the milling crowds made judgment a little difficult. One of the systems I liked was the new **Tannoy Orbitus I**, which is an omnidirectional system using the well-known 12-inch dual-concentric speaker. It was specially modified for horizontal mounting and faces upward into a curvilinear reflector. As might be expected, sound was very smooth with a wide stereo image. Some will prefer the forward-facing Tannoy systems like the Mallorcan which have a pretty wide dispersion anyway. It is all a question of personal taste—and room acoustics! The **Bose** type of direct-plus-reflected sound pleases many people and their new 501 will appeal to those who just cannot afford the more expensive 901's. Less amplifier power is required, too . . . The 501 uses a 10-inch bass speaker with two side-mounted 3½-inch units and the overall sound has much of the spacious quality of the larger system. I almost forgot—no

equalizer is required and there is no doubt that at the price of \$125, Bose has another winner. **Harman-Kardon** were demonstrating their Citation system which I heard at the Los Angeles AES Show. Again, I was impressed with the natural sound and lack of coloration. It uses three 6-inch bass speakers with two high-frequency dome units—all facing upwards and slightly forward. Like all so-called omnidirectional systems, the sound pattern will depend on the rear walls of the listening room and the actual position of the speakers. Another relative newcomer is the unusual-looking **Sony SS-9400** which has six five-inch full-range speakers. As they are placed around the 'barrel,' radiation is more or less omnidirectional. Each speaker unit is fitted with dispersion domes to prevent 'beaming.' The system is about 24 inches high and comes complete with reversible red-and-black cushions. Choice of program material in the **Empire** room seemed to emphasize the bass somewhat but there is no doubt that the big

Grenadier systems have a good low-frequency response. A test report of the latest model—the Empire 6000 is now being prepared. The **Altec-Lansing** room also attracted the crowds and Don Palmquist was kept busy answering questions. Here, as in the rear **Frazier** room nearby, many people were more interested in the larger systems—at least that was my impression. However, the speaker that attracted my attention in the **Wharfedale** room was the relatively small W 35. It features a 8-inch bass, a 3-inch mid-range and a 2½-inch treble unit. Ideal for the smaller room—but they could also be used as the rear speakers in a 4-channel system. Most congested place in the Show (apart from the parking lot) was the **Electro-Voice** room. The reason was the demonstration of the new Feldman-Fixler 4-channel system. (Yes, Leonard Feldman and John Fixler—the 4-channel headphone inventor) More details on the FF system will be found on page 48.



## Introducing the Ampex Extended Frequency Cassette

You no longer have to trade quality sound for cassette convenience. With Ampex Extended Frequency Cassettes you can use the full range, the maximum frequency response of your stereo system. Record anything. Rock to Pop to Classics. Enjoy better listening with lower noise because of super-smooth Ferrosheen® tape. Get higher output with exclusive small particle black oxide formula that produces more magnetic energy per square inch of tape. Capture it all on Ampex Extended Frequency Cassettes...cassettes that look as good as they sound.

Packaging so handsome it complements any piece of fine equipment. Combined with complete inside indexing and packaged with gold leaf for elegant labeling.

Ask your Ampex dealer to demonstrate the difference.

Ask, too, about the special cassette caddy introductory offer. (Buy 6 C60 Extended Frequency Cassettes and get a handsome walnut grain storage case free.) Your equipment deserves nothing but the best—Ampex Extended Frequency Cassettes.

**AMPEX**

Ampex Corporation,  
Magnetic Tape Division  
401 Broadway, Redwood City,  
California 94063

# HOW MANY CHANNELS?

The accuracy of the reproduction of a Sound Field is dependent on the number of discrete channels used in the system. In this article, the author examines some psychoacoustic factors involved when using two, three, or four channels.

TWO APPROACHES MAY BE TAKEN in seeking to determine the number of channels needed for a true stereophonic reproduction—a reproduction characterized by the feeling of actually being in the presence of the original in its acoustic setting. The first is the objective, or holographic, approach, and the second is the subjective, or psychoacoustic, approach. A reconstruction of an adequate approximation to the original three-dimensional sound field is the goal of the first, whereas the goal of the second is to determine only those psychoacoustically-relevant attributes of the sound field that need be recorded for optimal presentation to the listener.

Both approaches may be seen in other fields. In color photography, for example, the little-used objective approach would require the reproduction of the physical color spectrum actually reflected by the colored object, whereas the subjective approach requires that only the appropriate balance be struck among the three-color stimuli known to characterize human vision.<sup>1</sup>

Although there may be subtle human-vision effects glossed over in the latter approach, it produces such satisfying results that only a major revolution in technology, or in understanding human perception, can renew the pressure to seek a new equilibrium in satisfaction, whether through reviving the objectivist program or refining the subjectivist program.

Audio engineering appears to have reached the stage at which multi-channel technology and newly-appreciated auditory phenomena have renewed the pressure towards a more satisfactory stereophonic reproduction. It is too early to tell when the new equilibrium in satisfaction will be obtained, or what system configuration it will require. While ultimate answers are not yet available, current sign posts do indicate directions in which it appears sensible to proceed.

\*Associate Professor, Electrical Engineering and Physics, University of Illinois, Urbana, Ill.

## Relevant Data

The objective approach involves the erection of imaginary livingroom boundaries in the concert hall, say, and the covering of the boundary surface with outward-directed microphones, each with its own recording channel. Then, in the actual listening room, preferably anechoic, the reproducing channels would excite loudspeakers in positions corresponding to those same microphone locations. A recent trial was made by Camras.<sup>2</sup> He used twelve channels to obtain a very realistic effect. Of these, he then sought to select the ones most apt to provide a sufficient approximation, judged by listening, to objective reproduction. It was found difficult to remain content with fewer than four channels for the front and two for the back.

The subjective approach would remove the constraint that the microphones and the speakers be placed in corresponding places, or even that they be equal in number. Instead, the psychoacoustically important characteristics of the original would be recorded with microphones placed to serve that end. Similarly, the speaker placement would be designed to serve the psychoacoustic goals of providing an optimum presentation of those characteristics. For equal satisfaction, the requisite number of channels in the two approaches could well be quite different.

Of the large mass of psychoacoustic data in the literature, those in two papers have been pointed out by Madsen<sup>3</sup> as indicating well-established effects clearly relevant to the perception of the directional qualities of direct and reverberant sound fields. These are the effects studied by Haas<sup>4</sup> and by Damaske.<sup>5</sup>

In the usual two-speaker stereo setup, relative intensities govern the direct-sound image localization, but, as Haas showed, if the two sounds reach the ear with differing time delays, the localization is shifted towards the earlier source. For relative delays less than 2 milliseconds, an increase in intensity for the later sound can tend to restore the original

localization at the expense of some increase in uncertainty. For steady-state signals, corresponding effects may be related to phase. The well-known instabilities in ordinary-stereo image localization, with respect to changing listener positions may be explained in this manner.

For relative delays in the range from 2 to 20 milliseconds, the localization of the image at the first source is very pronounced, requiring quite substantial loudness increases to displace it to the second, and there is an increasing tendency, especially for delays beyond 20 milliseconds, for a double sound to be heard. If the double sound is not heard, however, the second source does contribute to the overall impression of loudness (integrating effect). Madsen used this integrating effect to help explain how a complicated reverberation pattern of time delays could be psychoacoustically equivalent to a much simpler pattern. A group of time-delayed replicas of a first sound, produced by reflections within the concert hall and arriving within any 20-millisecond interval, would be heard as one by the listener. However, such groups would have a highly diffuse character with respect to sounds arriving within the very first 20 milliseconds, which first group would be localized at the source.

As Madsen points out, this confusion is caused by incoherence phenomena whose effects were studied by Damaske. Damaske produced pairs of mutually incoherent sounds by placing a pair of spaced microphones in a reverberant room excited by a single loudspeaker. The signals from these would drive a pair of loudspeakers in an anechoic chamber. Subjects placed there would measure the detectability of one of these sounds relative to the other. The more widely different delay pattern (obtained with the greater microphone spacing) between the two sounds made for a greater detectability of one relative to the other. It also made for a greater feeling of vagueness as to localization.

Damaske also determined the optimal placement for the two speakers for the

Soon after we introduced the 1219 a year ago, it drew such comments from the test labs as: "a good example of how an already outstanding instrument can be further enhanced by imaginative engineering." (Julian Hirsch in Stereo Review.)

One example of that imaginative engineering is the four-point gimbal suspension of the 1219's tonearm. Another is the Mode Selector that shifts the tonearm base — up for multiple play, down for single play.

But innovations like these are costly: \$175 to be precise.

Which may explain why many budget-conscious record lovers, including professionals, feel more at home with the 1209 at \$129.50. Especially because its engineering precision and performance offer everything they really need.

The 1209's low-mass tubular tonearm tracks flawlessly at as low as a half gram. Because all tonearm settings must be precise at such low tracking force, the counterbalance clicks at every

hundredth gram. Anti-skating is calibrated separately for conical and elliptical styli.

The hi-torque/synchronous motor brings the four pound cast platter to full speed in less than a half turn. And keeps speed dead-constant no matter how much line voltage may vary.

But since the rest of the musical world is not as accurate as the 1209, we added a control to let you match record pitch to less fortunate instruments such as out-of-tune pianos.

The cue control is silicone-damped, and eases the tonearm onto the record more gently than a surgeon's hand.

As you can see, there's nothing middling about our middle-of-the-line turntable.

However, if by this time you feel you don't need even this many features, we suggest the new 1215 at \$99.50. But that's another story, and you'll have to write for it.

United Audio Products, Inc., 120 So. Columbus Ave., Mt. Vernon, New York 10553. **Dual**

**If you don't really need the ultimate precision of the Dual 1219, we recommend the slightly less eminent 1209.**



Check No. 37 on Reader Service Card

maximum detectability of one of these mutually-incoherent sources relative to the other. With one source in front, the movable source was equally difficult to detect in back as in front, but it was 23 dB more detectable if placed at the side. With one source at the side, the movable source was 16 dB more detectable at the front than if placed at the same side, and 19 dB more detectable if placed at the opposite side. In such maximum detectable positions, the impression was reported of a sound that was diffused, appearing to come from everywhere.

Taken together, the Haas effects and the Damaske effects show that a very complicated source pattern, including reverberation sources, can be psychoacoustically equivalent to a very few sources suitably placed. Thus, short cuts around the more elaborate objective-reproduction requirements begin to appear. Some of these requirements, namely that hall sounds, coming from the back, ought to be reproduced from the back, are actually seen to be psychoacoustically irrelevant, undoubtedly related to the uniaxial placement of the ears on the head, despite minor front-back asymmetries.

#### Requirements for Stereo Reproduction

At this point it is possible to begin enumerating the sources needed in the listening setup for stereo reproduction. If a feeling for the acoustical setting (ambience) is to be obtained, then side speakers must be used, and two of these must be used if the impression is to be symmetrical. According to the Damaske effects, these should suffice for the presentation of ambience, while neither front nor back speakers would make a significant contribution.

The side speakers will not, however, provide for a satisfactory localization of the direct sound. The direct-sound images would be too widely spread and too unstable in localization with respect to changes in listener position. Madsen's solution was to avoid using the side speakers for direct-sound localization and to rely solely upon a normally-placed stereo pair of speakers, up front, for that. To ensure that sole reliance, he delayed the reproduction through the side speakers by an amount equal to the propagation time from front speaker to side speaker (about 12 milliseconds). This ingenious use of the Haas effect meant that the side speaker could carry the same information as the corresponding front speaker, as in Fig. 1, with the only net effect being that the side speakers would contribute whatever ambience information that had been recorded, and which the front speakers could not provide. The direct sound would be affected

only in loudness, not directionality, by the side speakers. The effect is stable, natural, and impressive in its recreation of ambience from ordinary two-channel recordings.

Another approach is to allow the side speakers to contribute to direct-sound localization, but to use additional speakers to focus and stabilize that localization. It has been found, with widely-separated front speakers, that such focussed stabilization may be obtained with the help of a sum-connected center speaker. Thus, it is natural to think of using a single sum-connected front speaker to augment the side-speaker pair, as in Fig. 2. Since only two channels are required, this triphonic speaker setup may be easily tried with ordinary recordings.

At first, the results are disappointing; in contrast to the Madsen system, in which the side speakers rarely attract attention, the triphonic side speakers are readily sensed as independent sources, and the usual well-ordered stereo effect is not obtained. This impression persists until mono recordings are tried. With these, a good front-and-center localization results, and the reproduction of ambience, combined with a feeling for depth, is truly astonishing.

The mono experience indicates that a proper stereo spread would be obtained with a reduction being made in the electrical separation between the two channels. It is easy to show that, with the usual evenly-spread stereo recordings, a separation limited to about 6 dB is sufficient to obtain that same even spread with triphonic reproduction. In comparison to normal stereo, the spread source, instead of having a flat perspective—pasted against the wall, so to speak—has remarkable depth and ambience. The amount of ambience seems to depend upon the amount that had been recorded and to characterize the recording site, often being less for chamber music, for example. Even then, solo voices have a three-dimensional quality.

Because of the Haas effects, the amount of blending required to reduce the electrical separation of the side speakers will depend upon their physical separation (distance) relative to that for the front. For a greater physical separation, more electrical separation will be required. For very large distances, the system will be more like the Madsen system, and it may be necessary to replace the blended front speaker with a moderately-spaced stereo pair.

In both the Madsen system and the triphonic system, stereo separation is not required for the ambience information. The Damaske effects show that it is merely necessary to present the direct

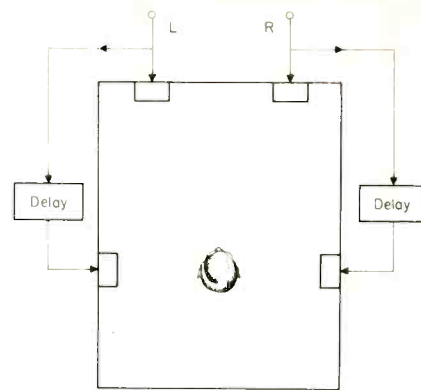


Fig. 1—The Madsen System. The side speakers are driven through a delay so that the Haas effects prevent them from affecting the direct-sound localization. They are placed so that the Damaske effects ensure a maximum presentation of nonlocalizable ambience (Adapted from Ref. 3).

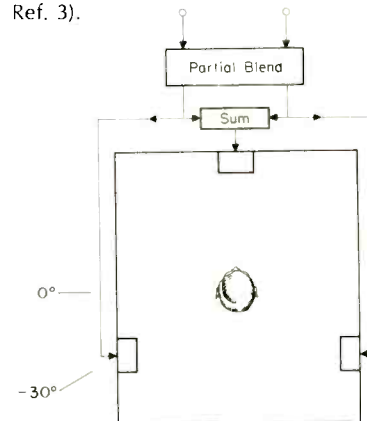


Fig. 2—The Triphonic System. The side speakers present ambience information as in the Madsen system, but also contribute to the direct-sound localization, stabilized by the sum-connected front speaker. A variety of directional effects may be obtained.

sound from the front and the ambience from the side. In the triphonic system, the presentation of the direct sound is "steered around" to the front to appear as phantom sources, so that its physical appearance at the sides does not mask the ambience. Curiously enough, the ambience still comes through if the head is directed at a side speaker, evidently because there remains a front-side presentation of sounds containing mutually incoherent components. The direct sound then appears to come to the head from the side (front of the room, of course), while the ambience remains nonlocalizable. Upon moving close to a side speaker, the direct-sound localization shifts as usual, but the ambience persists as before until the listener comes very close indeed.

With such little electrical separation between side speakers, reverberation overhang, which is found to contribute negligibly to the feeling of ambience, is



# Music doesn't have to be dead just because it isn't live.



RCA tapes put life in your recordings.

And we have whatever kind of tape it takes to do it.

Low noise mastering tape for the pros. In 1/4-, 1/2-, 1- and 2-inch widths.

Back-lubricated tape for Stereo 8 or 4-track cartridges.

Duplicating tapes for cassettes

and reel-to-reel.

And Red Seal cassettes and Red Seal reel-to-reel for personal recording.

These tapes don't miss a note.

Your music sounds alive on RCA tapes.

Sound us out. Write RCA

Magnetic Products, 201 E. 50th St.,  
New York 10022.



**RCA**  
Recording Tape

found to come from the front. This also happens in the Madsen system if there is no electrical separation between the side speakers. Any localization for overhang is false, of course, and results because the Haas-effect integration does not extend over a sufficient interval to allow the incoherence between direct and reverberant sounds to be compared if the direct sounds have been silent for a long enough time. This localization does not appear if the separation may be maintained for the ambiance information. Recordings made specifically for the triphonic system would not require the use of any blending in reproduction, and could be made with rather little separation for the direct sound, but retain full separation for the ambiance information.

### Recording for the Triphonic System

A way in which recordings may be made specifically for the triphonic system is shown in Fig. 3. The two unidirectional microphones are closely spaced to make possible the derivation of a well-focussed center channel, free of spurious outphasing effects. Thus, a good mono compatibility should obtain for the direct sound, while the angling of these microphones should provide good separation. Some degree of blending should be provided. The two bidirectional microphones are widely spaced with the direction of their null response oriented toward the direct-sound source. Their spacing should ensure a high degree of mutual incoherence with each other and with the direct-sound pickup. This ambiance-information pickup may have its separation enhanced by mixing some difference signal in the two ambiance channels (antiblend). The final mix could provide stereo amplitude contours like those shown in Fig. 4.

Compatibility with ordinary mono and stereo reproduction is desirable. As noted, the mono compatibility is directly provided; the exalted ambiance separation is not important for mono, since little ambiance would be available anyway. The same is true for ordinary stereo, except that the direct-sound separation may seem insufficient to some listeners. It is unfortunate that normal stereo amplifiers are not provided with a blend-antiblend control. In the interim, it will probably be necessary to leave some of the blending to be supplied in the triphonic reproduction. This compromise would be of little moment if abundant ambiance separation be surely provided in the recording. The need for a blend control is necessary in triphonic systems, anyway, for playing ordinary recordings.

In relation to the requirements of triphonic reproduction, normal stereo re-

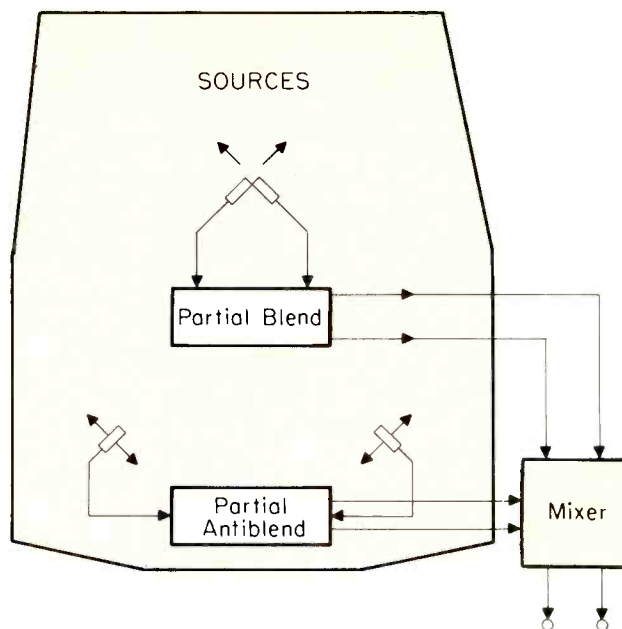


Fig. 3—Microphone Placement for Frontal Localization in Triphonic Reproduction. The recorded information may be made compatible with normal stereo and mono reproduction.

ording systems are capable of providing a superabundance of separation. Thus, there is a capability for providing direct-sound localizations that extend beyond the usual frontal range. Extreme side localization is obviously possible. Since Damaské's results indicate a +10- to -40-degree tolerance for side-speaker placement to provide good ambiance detection, these speakers could be displaced somewhat to the back. The three speakers would then be roughly at the vertices of an equilateral triangle, with the listener in the middle. Figure 2 already indicates such a placement. Then "extreme side," as mentioned above, becomes "side and to the back," in localization.

With the two side speakers carrying oppositely-phased, direct-sound information, that sound would appear to come from the back. Actually, the experience with oppositely-phased loudspeakers is that the localization is not well-defined. It appears to come from somewhere else than the space between the speakers, and the listener tends to deny a frontal localization. At the same time, the sound does not have the same diffuse quality noted for ambiance information. The localization is better described as unstable; it is this property, taken with a liability to front-back ambiguities inherent in the uniaxial ear configuration, that, because of a willingness to deny a frontal localization, makes the listener resolve the ambiguity in favor of the back. With the side speakers displaced somewhat toward the back, the acceptance of a back localization is unhesitatingly made.

A center-back localization will rarely be desired, however, since that would

force the sum channel to be silent for that source, and void the mono compatibility. Off-center back localizations entailing a minor diminution in the sum channel will be more acceptable in the mono reproduction. A difference-connected loudspeaker may be actually placed at center-back as in the Dynaco proposal.<sup>6</sup> Such a speaker would, because of the Damaské effects, make no contribution to ambiance, and, since it would be in aiding phase with one or the other of the side speakers, it would tend to produce a further off-center bias in the back localization. Thus, such a speaker probably would make no worthwhile contribution, but that is a question for further study.<sup>7</sup>

The exploitation of these localization possibilities will require microphone and

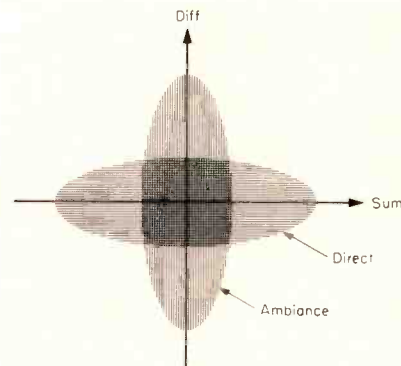


Fig. 4—Stereo Amplitude Contours for Frontal Localization in Triphonic Reproduction. Rather little direct-sound separation is required for frontal localization, although more may be permitted if blending is undertaken in reproduction.



# Kiss purple ear goodbye!

Amazing new Sony recording tapes keep your ear from being assaulted by "purple noise"—that annoying undercurrent of alien noise produced by ordinary tapes.

Sony's new Ultra High Fidelity (UHF) Cassettes and Low Noise, High Output (SLH-180) reel-to-reel recording tape mark a fantastic breakthrough in recording tape.

UHF cassettes give owners of cassette tape players recording and playback performance heretofore only possible in reel-to-reel machines. For those who own reel-to-

reel recorders, SLH-180 is superior to any other tape in remarkably clean, distortion and noise free sound. In addition, at 3¾ ips Sony SLH-180 tape provides performance comparable to standard tape at 7½ ips.

Enjoy a richer, cleaner, truer sound from your cassette tape recorder or reel-to-reel machine.

Sony UHF cassettes, in 60- and 90-minute lengths, and Sony SLH-180 tape on 7-inch reels are available now at your Sony/Superscope dealer.

**SONY** **SUPERSCOPE**

You never heard it so good.®

mixing techniques more elaborate than shown in Fig. 3. For the triphonic system, however, the usual matrix-mixing formulations appear to stand in need of modification because of the greater psychoacoustic weight attaching to the side-speaker placement. It is just this extra weight which avoids any necessity for loudness-dependent matrix-steering circuits in playback.

### Triphonic Experiments

Experimenters can easily try the triphonic system for playing ordinary recordings, since no specialized equipment is involved, and many stereo amplifiers already supply a sum-channel output. In some cases, this is a powered output, while in others it is intended for driving a separate amplifier. Where the sum channel is not provided, one is easily derived, via a resistor network to excite a separate amplifier, or with the help of available transformers designed to provide a powered sum channel. Also, if the stereo amplifier makes use of a common return lead, and the same-model speaker may be used in the three locations, the Dynaco hookup (Fig. 5) is convenient. This last hookup introduces a degree of antiblend so that the blend circuit is mandatory. As noted, however, blending is needed in the triphonic arrangement, in any case.

The experimenter will find many ordinary stereo recordings with a sufficiently focussed stereo perspective to permit triphonic reproduction, upon suitable blending, with a direct-sound directionality very close to that intended by the recording director. The depth and ambience will lend a naturalness that the listener may feel should have characterized stereo reproduction at the outset. The restoration of mono recordings is equally satisfying, and many will find the stereo spread, missing from such recordings, to be not so keenly missed after all. There will also be found a few recordings to contain some unexpected "far-out" effects.

Recordings likely to exhibit such far-out effects are those deriving from the use of a multiplicity of microphones recorded in a multiplicity of channels with elaborate mixing arrangements, both prior to recordings, and in stages leading to the final two-channel mix. Such techniques, increasingly common in recording rock groups, for example, can result in an unplanned, wide assortment of phasing combinations. The various instrumental and human voices often, in triphonic reproduction, then appear from a great variety of well-defined directions, although some of them may jump from one location to another, even from front to back.

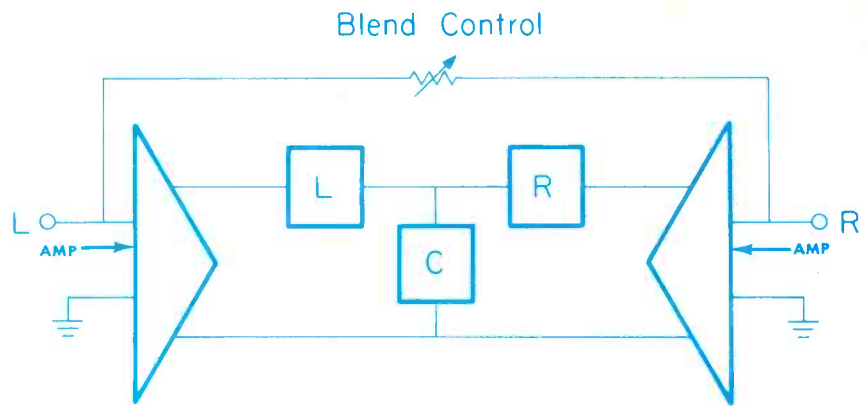


Fig. 5—The Dynaco Center-Channel Speaker Hookup. The three speakers should be the same model. The hookup introduces some anti-blend components to be cancelled by the blend control shown. For triphonic reproduction of ordinary stereo records, a more-than-normal degree of blending is advised.

While not intended by the recording director, such effects can be entertaining, and they do demonstrate the potential for a varied direct-sound localization.

Recording engineers may also experiment, of course, to find microphone and mixing techniques to bring such far-out effects under control, and to be able to obtain predictable localizations with triphonic reproduction, while, at the same time, maintaining reasonable compatibility with ordinary mono and stereo reproduction.

### Conclusions

The ultimate answer to the question as to the number of channels needed for stereophonic sound reproduction has not been obtained. It has become clear, however, that, if the limited knowledge already at hand, regarding the subjective properties of human hearing, are properly exploited, then the existing two channels are capable of presenting a richness of information hitherto unsuspected. A three-speaker, or triphonic, means of displaying that information has been explained that is readily tried with ordinary recordings to demonstrate the potentialities. Recording techniques to optimize the use of these two channels in triphonic reproduction have been partially sketched.

It has also become clear that the objective approach can readily prescribe more recording channels than necessary for a specified degree of satisfaction. Four channels, once thought necessary to the reproduction of ambience, can be replaced by two, or even one. Moreover, the objective thought that speakers should be placed at the back is seen to be psychoacoustically faulty for ambience reproduction. It is unfortunate that it has taken a decade of two-channel stereo practice before even the beginnings of an adequate exploitation of two channels

could now be recognized. Doubtless, much remains to be appreciated about the relevant psychoacoustic phenomena, so that the art of two-channel recording would appear to be still in its infancy. So long as this is the case, a consideration of the introduction of additional channels would appear premature.

What are needed are further sign posts. Madsen's elucidation of ambience perception, and the potentialities for wide-ranging direct-sound directionality shown by the triphonic system, are beginnings. Upon consolidation of these gains, it may be possible to provide rational formulations of psychoacoustic requirements to be met by adding further channels. Without deeper study, such formulations do not immediately come to mind, but it is possible to wish for a greater stability of the direct-sound image against varying listener positions. With sharper requirement formulations and corresponding deeper understandings, the psychoacoustic relevance of adding further channels would be less clearly an open question. Until then, two channels have a lot to offer, more than had been supposed. Æ

### References

1. J. S. Friedman, *History of Color Photography*, The American Photographic Publishing Company, Boston (1944).
2. M. Camras, Approach to recreating a sound field, *J. Acous. Soc. Am.*, 43, 1425-1431 (June 1968).
3. E. R. Madsen, Extraction of ambience information from ordinary recordings, *J.A.E.S.*, 18, (in press).
4. Helmut Haas, Über den Einfluss eines Einfachechos auf die Hörbarkeit von Sprache (On the influence of a single echo on the intelligibility of speech), *Acustica*, 1, 49-58 (1951).
5. P. Damaske, Subjektive Untersuchung von Schallfeldern (Subjective investigation of sound fields), *Acustica*, 19, 199-213 (1967/68).
6. David Hafler, A new quadraphonic system. *Audio*, July, 1970.
7. A number of readers who have tried the Dynaco arrangement do, in fact, find that there is a better ambience.—Ed.

# PRODUCT PREVIEW ADDITIONS

## SPEAKER SYSTEMS

MANUFACTURER (Circled numbers indicate adv. page)	MODEL	WOOFER				MID-RANGE		TWEETER				Crossover Frequency (Hz), Hz	Impedance, Ohms	Enclosure Dimensions, W x D x H, in.	Wood Finish	Grille Material/Color	Weight, Lbs.	Price	SPECIAL FEATURES
		Diameter, in.	Resonance (in System), Hz	Enclosure Type	Diameter, in.	Type	Diameter, in.	Type	Overall Freq. Response, Hz to kHz	Ampl. Pwr. for Avg. Room, W	Pwr. Handling Capacity (RMS Cont.)								
EPI	100	8	18"	Acous.			1	Cone	40-13K ±3	18	60	1800	8	21 x 11 x 9	Wal.	Cloth Brown	89.00	Free-air res.	
	50	(2)		Acous.					50-18K ±3	14				13 x 10 x 8	Wal.	Cloth Dark	55.00	Long voice coils.	
FRAZIER	MK. VI F12-8W	12		Tuned	8		(2)3 or	Cone Horn	25-17K	8	25	800 3300	8	25½ x 16½ x 29	Oil Wal.	Cloth Brown-gold	90	295.00	
	Super Dixielander F707-1037	10		Exp. Horn	-	-		Horn	70-17K ±5	0.5	30	800	8	22½ x 15½ x 26½	Util Slate	None	65	250.00	
	MK. V F12-2-5T	12		Tuned	(2)4	Cone		Horn	30-19K ±5	2	25	800 3300	8	14 x 12 x 25½	Oil Wal.	Lined Off-White	50	189.95	Also available in black utility mode.
	MK. IV F10H	10		Tuned	-	-		Horn	30-18K ±5	2	25	2000	8	14 x 12 x 24	Oil Wal.	Lined Off-White	41	99.95	
GOTHAM	OY	10	20		4	Cone		Horn	40-16K ±2			500 8000	4700	19 x 9 x 12	Wal. or Gray	Metal Silver	44	520.00	Low-level input; contains 2-30 W amps; elect. X-over; separate level contrs.
VM  (27)	LS-85	8			3½	Cone			35-20K ±5	10	40	2000	8	26 x 26 x 20½	Pecan	Cloth Ant. Gold	65	210.00	
	LS-84	8			3½	Cone			35-20K ±5	10	40	2000	8	19½ x 19½ x 20	Pecan Elm Inlay	Cane	41	195.00	
	LS-38	5½		Spiral Reflex					60-15K ±5	4	10			18 x 12 x 12	Oil Wal.	Cloth Black	18	95.00	
TRUSONIC	T-28	8	23				2 x 6	Cwmp.	40-19.5K	10	35			11 x 18 x 9	Wal.				H.F. level contr.

## MICROPHONES

MANUFACTURER (Circled number indicates adv. page)	MODEL	Directional Pattern	Operating Principle	Case Material	External Finish	Impedance, Ohms	Frequency Response, Hz to kHz, ±2 dB	EIA Sensitivity, dBm	Mic Connection	Cable Length, Ft.	Cable Plug Type	Dimensions, in.	Weight, Oz.	Mounting Method	Price	SPECIAL FEATURES
NEUMANN	SM 69 FET	Dual omni, card; Fig. 8	Cond.	Metal	Satin Chrome	200 200	40-16K	-131	Cannon	33	Cannon	10 x 1¼ d.	16	5/8-27	880.00	Dual 3-pattern mic. for stereo miking in either X/Y or M/S mode.
	U-87	Omni, card, Fig. 8	Cond.	Metal	Satin Chrome	150/ 250	40-16K	-137	Cannon	25	Cannon	8 x 2¼ c.	20	5/8-27	342.00	Studio std. for close miking; int. compartment for batt. oper; switchable 10-freq. and 10-dB overload attenuation.
	KM-86	Omni, card, Fig. 8	Cond.	Metal	Satin Chrome	200	40-20K	-137	Cannon	25	Cannon	7¼ x 1¼ d.	7½	5/8-27	327.00	3-pattern, switchable with 10 dB o-load sn. for close-up recording.
	KM-84	card	Cond.	Metal	Satin Chrome	200	40-20K	-137	Cannon	25	Cannon	4¾ x 7/8 d.	3	5/8-27	252.00	Regs. batt or a.c. supply; flat freq. resp. on or off mic; 10-dB overload sw. for close-up use; accessories available.
	KM-83	card	Cond.	Metal	Satin Chrome	200	20-20K	-137	Cannon	25	Cannon	4¾ x 7/8 d.	3	5/8-27	225.00	As above.
	KM-85	card	Cond.	Metal	Satin Chrome	200	40-20K	-137	Cannon	25	Cannon	4¾ x 7/8 d.	3	5/8-27	252.00	As above with spec. 10-freq. rolloff for PA use.

# AMPLIFIERS — Basic and Integrated

MANUFACTURER (Circled numbers indicate adv. page)	MODEL	AMPLIFIER SECTION										TUNER SECTION					SPECIAL FEATURES	
		IHF Power Chain, W	RMS Power Chain, W	THD at Rated Power, %	IM at 1 Watt, %	IM at Rated Power, %	IM at 1 Watt, %	Power Bandwidth, Hz to KHz	I-Watt Freq. Response, Hz ±1 dB	Rated Output S/N, dB	Phono Sensitivity, mv	Phono Overload, mv	Tape Head Input, mv	High-Level Input, mv	Output Z, Ohms	Damping Factor		Dimensions, in. W x D x H
AUDIO RESEARCH	Dual 50 (T)(B)	50	<0.1			25-30K	75-20K ±1	90	-	-	-	1.15	4.8, 16	14		38	440.00	Basic Ampl. only.
	(T) SP-2 Pre-Amp		<.01				20-20K ±1	90 (75)Ph	2.0	50 V					15" x 13 1/2" x 5"	13.5	395.00	Rated output 30V into Hi-Z; 5V into 10 KHz. Tone contr. range - ±15 dB at 30 Hz and 10 KHz.

# RECEIVERS

MANUFACTURER (Circled numbers indicate adv. page)	MODEL	AMPLIFIER SECTION										TUNER SECTION					SPECIAL FEATURES					
		IHF Power Chain, W	RMS Power Chain, W	THD at Rated Power, %	IM at 1 Watt, %	IM at Rated Power, %	Power Bandwidth, Hz to KHz	I-Watt Freq. Response, Hz ±1 dB	Rated Output S/N, dB	Phono Sensitivity, mv	Phono Overload, mv	IHF Sensitivity, μV	Capture Ratio, dB	THD, Mono, 100% Mod., %	THD, Stereo, 100% Mod., %	Stereo Separation, 1000 Hz, dB		Tuning Indicator	Att. Cham. Selectivity, dB	Dimensions, in. W x D x H	Weight, lbs.	Price
VM CORPORATION	1521	55	40	0.5	0.5	0.5	20-20K	9-30K	65	2.0	50	1.9	3.8	0.5	0.5	40	Meter	45	18" x 12" x 6" 1/2	30	500.00	(2) 5-pole toroidal filters; (2) dual gate Mosfets in front end.
	(27) 1520	40	25	0.5	0.5	0.5	20-20K	9-30K	65	2.0	50	1.9	3.8	0.5	0.5	40	Meter	45	18" x 12" x 6" 1/2	30	460.00	As above.
YAMAHA	(29) AA-70	65	35	0.1	0.3		30-20K	30-20K ±1	75	3.0		2.5		0.5		40	Meter		18" x 17 1/2" x 5 1/2"	24	229.50	*4 ohms; loudness contr.; indicator lights; incis. AM.

# MANUAL TURNTABLES and ARMS

MANUFACTURER (Circled numbers indicate adv. page)	Model	TURNTABLES										TONE ARMS										SPECIAL FEATURES	
		Speeds (see later table)	Wow and Flutter at 33 1/3, %	Rumble (MAB) dB	Motor Type	Platter Diameter, in.	Platter Weight, lbs.	Drive	Arm Mounting Provision	Dimensions, W x D x H, in.	Weight, lbs.	Model	Overall Length, in.	Phono Stylus dist., in.	Vertical Bearing	Lateral Bearing	Stylus Force Method	Max. Tracking Error, deg.	Carl. Weight Range, gms.	Arm Resonance, Hz	Stylus Force Range, gms.		Weight, if sep., oz.
YAMAHA	(29) YP 70	B	.08	-46	4 P Sync.	12	Belt		19 x 16 x 6	22						Static Bal.		5-12	0-5			209.00	Features - 2 speed motor; die-cast alum. platter.

# AUTOMATIC TURNTABLES

MANUFACTURER	Model	TURNTABLES										TONE ARMS										SPECIAL FEATURES
		Speeds (see later table)	Wow and Flutter at 33 1/3, %	Rumble (MAB) dB	Motor Type	Platter Diameter, in.	Platter Weight, lbs.	Drive	Arm Mounting Provision	Dimensions, W x D x H, in.	Weight, lbs.	Model	Overall Length, in.	Phono Stylus dist., in.	Vertical Bearing	Lateral Bearing	Stylus Force Method	Max. Tracking Error, deg.	Carl. Weight Range, gms.	Arm Resonance, Hz	Stylus Force Range, gms.	
VM CORPORATION	(27) 1555	B	11 1/4	.06	-56	1.5	9 1/2	Dyn weight	3-9	8				17 x 13	9 1/2	20	220.00	Includes Shure M-71 cartridge, base and dust cover				
	1585	B	11 1/4	.06	-56	1.5	9 1/2	Dyn weight	3-9	8				17 x 13	9 1/2	16 1/2	165.00	Turntable alone without above items				

# OPEN-REEL TAPE RECORDERS

MANUFACTURER	Model	RECORDING SECTION										PLAYBACK SECTION										SPECIAL FEATURES
		Speeds (see later table)	Wow and Flutter at 33 1/3, %	Rumble (MAB) dB	Motor Type	Platter Diameter, in.	Platter Weight, lbs.	Drive	Arm Mounting Provision	Dimensions, W x D x H, in.	Weight, lbs.	Model	Overall Length, in.	Phono Stylus dist., in.	Vertical Bearing	Lateral Bearing	Stylus Force Method	Max. Tracking Error, deg.	Carl. Weight Range, gms.	Arm Resonance, Hz	Stylus Force Range, gms.	
TAPESONIC	70-TR5Q	E	Nc	10	3	4	3	Hys	Direct	35-26 ±2	08	55	35	10K 50	2	mtis	19 x 14 x 9	69	615.00	Two low-Z mic. trans. inputs with Cannon XLR conn. \$35.00. Per. carry case \$34.50.		

# HEADPHONES

MANUFACTURER (Circled numbers indicate adv. page)	Model	Type	RECORDING SECTION										PLAYBACK SECTION										SPECIAL FEATURES
			Frequency Response, Hz ±1 dB	Impedance, Ohms	Sensitivity, mV Input for 100 dB SPL	Maximum Input, mW	Distortion, %	Cord Length, Ft.	Weight, Oz.	Price	Model	Overall Length, in.	Phono Stylus dist., in.	Vertical Bearing	Lateral Bearing	Stylus Force Method	Max. Tracking Error, deg.	Carl. Weight Range, gms.	Arm Resonance, Hz	Stylus Force Range, gms.	Weight, if sep., oz.	Price	
BEYER	DT-48S	Dyn.	16-18K -3	5 ea.	.0625	2 x 200	0.1	9	16	98.00	Spl. or dbl. matching trans. avail. for 600-ohm lines; spkr. phone switchover box.												
	DT-48SN	Dyn.	16-18K -2	50	.0625	400	0.1	9	16	98.00	For Stellox and Nagra recorders only; monophonic.												
PIONEER	(49) SE-50	Dyn.	20-20K	8		500		16	20	49.95	2-way, volume and tweeter controls. Includes case.												
	SE-30	Dyn.	20-20K	8		500		8	14	34.95	Includes case.												
	SE-20A	Dyn.	29-18K	8		500		8	13	24.95	Includes case.												

## DIRECTORY ADDITIONS

**Audio Research Corporation**  
2843 Twenty-sixth Ave. South  
Minneapolis, Minn. 55406

**Beyer (see Gotham)**

**EPI—Epicure Products, Inc.**  
185 Somerville Ave.  
Somerville, Mass. 02143

**Gotham Audio Corporation**  
2 West 46th Street  
New York, N.Y. 10036

**Neumann (see Gotham)**

**Tapesonic—Premier Electronic Labs**  
382 Lafayette Street  
New York, N.Y. 10003

**Trusonics**  
4959 Santa Anita  
Temple City, California 91780

**VM Corporation**  
Dept. 74, Box 1247  
Benton Harbor, Mich. 49022

# BASF LH\* tape sets a whole new standard in sound recording

\*(LOW NOISE-HIGH OUTPUT)



Remember how tape used to sound? You'd turn up the volume and hear a background hiss — or turn it down and not hear the sound. With new BASF-LH tape (Low noise-High output) you eliminate all background noise and you get full-bodied, dynamic tones over an expanded volume range. The signal-to-noise ratio is improved by as much as 8 db over other low noise tapes.

BASF-LH tape . . . now everyone can have true professional recording sound reproduction — more clarity and realism, less distortion — from faintest pianissimo to booming crescendo. BASF-

LH tape — packaged in the famous "Perma-Store" plastic library boxes for permanent protection. Combining quality with convenience for the most memorable recording results ever!

And the BASF Compact Cassette . . . a pocket-size powerhouse with the special low noise tape that gives you more music for your money. Packaged for portability, storage, or mailing in a mini-version of the exclusive Perma-store library case.

Buy new BASF-LH tape . . . for dramatic sound on tape.

## BASF SYSTEMS INC

Crosby Drive, Bedford, Mass. 01730

The sound you'll never forget.



Check No. 45 on Reader Service Card

# The emancipation of sound

We have abolished the preconceptions and prejudices of speaker design. Those which have stood between you and the subtle, inner detail of the musical texture.

We have cut the figurative fence, demolished the literal box. We have conceived an utterly unique system. One which is omni-directional and truly gives you the feeling of clear, open sound.

The speakers are the new Sony Omni-Radials. With them, you'll hear the same, ultra-realistic stereo effect no matter where you sit in the room, and no matter where you place them.

And all the sound quality you expect from Sony. Clean, clear powerful bass from six acoustic-suspension drivers with special silicone polymer suspensions (for unusually long, linear cone excursions). An individual dispersion dome over each driver cone distributes the highest frequencies evenly throughout a full 360 degrees and from floor to ceiling.

The compound-curved cabinet contributes to the system's sound quality: its constantly varying diameter prevents build-up of standing wave resonances within the

enclosure and provides extra rigidity to prevent panel resonances.

The Sony Omni-Radials are beautiful to behold. Their rich, open-pore ash or walnut finishes blend into any decor. With reversible cushions removed you can use them as convenient end tables; with the cushions in place (black or red side up) they're comfortable seats. 23-5/8 inches high by 15-15/16 inches diameter at middle. Sony SS-9500, \$149.50. (Suggested list.) Sony Corporation of America, 47-47 Van Dam Street, Long Island City, New York 11101.

## The new omni-radials from **SONY**<sup>®</sup>







SONY





# Quadraphonic News

INTEREST IN quadraphonic sound has certainly inspired the inventors, and almost every week sees a new synthetic or psycho-acoustic 4-channel system. Some of these 'black box' devices can take signals from any 4-channel source, transform them into two channels for broadcasting or recording, and then 'reconstitute' them with a decoder. All claim to generate four separate channels from any two-channel or even mono source. They include the Harman-Kardon (Orban), Dynaco, JVC, Sansui, Scheiber, IQ, and Feldman-Fixler systems. How do these black box devices work? Well, at the moment the patent situation prevents us from publishing much in the way of detail, but it can be said that amplitude, phase, time delay, and the precedence (Haas) effect are all used to provide 'switching' information or location effects. The Harman-Kardon system also makes use of reverberation. Figure 1 shows the Sansui arrangement. QS-1 is the synthesizer which processes the information into the four channels. According to Sansui, it works by "creating a complex phase-interference fringe plus phase-modulation to produce the same phase movements as are present in a live Sound Field." Two speaker arrangements are suggested, one

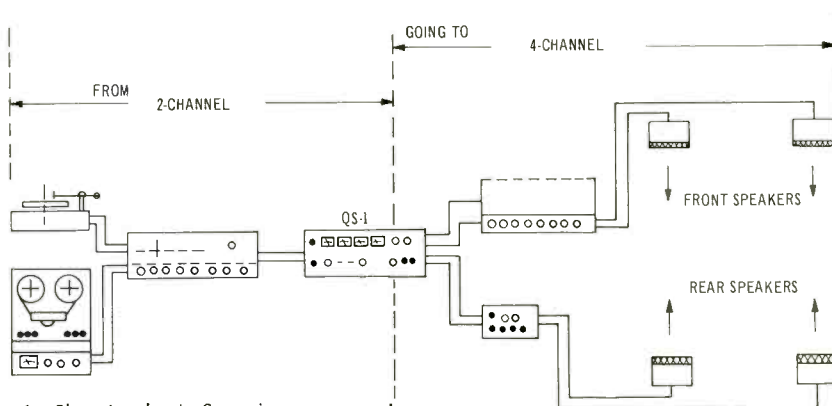


Fig. 1—Showing basic Sansui arrangement

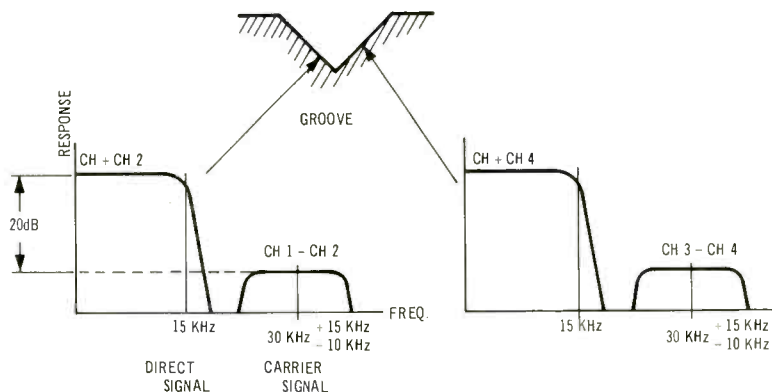


Fig. 3—JVC four-channel system

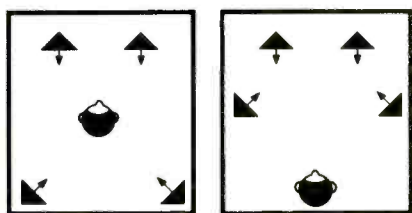


Fig. 2A and B—Speaker positions

being the more or less 'normal' positions shown in Fig. 2A, and the other a variation of the Madsen idea shown in Fig. 2B. A Sansui engineer, listening to the Enoch Light disc "Spaced Out," is quoted as saying, "You feel a fantastic chorus is located in the front center, with a slight echo to be heard from the rear speakers. Suddenly a trumpet starts playing from the right rear speaker, the exciting beat of the drums from the left front and the carefree sounds of Moog from the left rear. You also hear other Moog sounds from the left front speaker" Another engineer speaks of "The atmosphere of a concert hall and its wide sound field is reproduced in its entirety, you switch to two-channel stereo and you find it provides reproduction on so small a

scale, you almost feel like you're listening to a mono rendition." Very enthusiastic, these engineers—but many people have made similar remarks about the Harman-Kardon processor and the new Feldman-Fixler system which was demonstrated at the recent New York Hi Fi Show under the aegis of Electro-Voice. Here is what Leonard Feldman has to say, "The encoder device has inputs for the four discrete channels from any quadraphonic program source. The four inputs are processed in a manner yet to be disclosed to produce two program channels which are then suitable for disc recording or FM transmission. Since no high-frequency switching components are involved, the encoded signals can be broadcast via existing FCC standards with no increase in bandwidth or any other changes in present techniques. The inventors of this system claim that the four program sources so derived exhibit separation characteristics which are extremely close to those of the original. The decoder device can be used with any two-channel material to produce four separate channels. While no claim is made for this with respect to true four-channel synthe-

sis, a feeling of surround sound with different information coming from each of the loudspeakers is said to give new dimensions to almost any existing two-channel material." A similar claim is made for the IQ (International Quadraphonic) system but no details are available at present. Another system—which was specifically developed for phono records is the JVC mentioned in the October issue. It is a carrier system and Fig. 3 shows the arrangement. Frequency modulation is used for low frequencies and phase modulation for frequencies above 800 Hz. The decoder (which uses no less than 29 transistors) has an output of 100 millivolts and is expected to cost around \$50. The four-channel disc has a channel separation of 20 to 25 dB and is said to be fully compatible. Phono-cartridge response has to extend way out to 45 kHz but JVC has a suitable wide-range cartridge available at a reported cost of \$50.

CBS are also experimenting with 4-channel discs, but few details have been released. All we can say is (a) they are fully compatible, and (b) a matrix switching system is used. Æ

# Which stereo hobbyist are you... the listener or the experimenter?

## Pioneer caters to both.

As a reader of this magazine, listening to music is undoubtedly one of your more relaxing hobbies. In which case the Pioneer SA-900 Integrated Amplifier and TX-900 AM-FM Tuner are for you. Together, they produce the finest stereo sound reproduction. And, if you want to go one step further into the realm of stereo experimentation, this is where to start.

For instance, the SA-900 permits you to operate the pre and main amplifiers separately. You can connect an electronic crossover and two power amplifiers for 3-channel multi-amp stereo. And for added effect you can patch in a reverb amp. The possibili-

ties are limitless. With music power at 145 watts IHF (50+50 watts RMS, at 8 ohms, both channels operating) there's unbounded power to spare. Harmonic distortion is less than 0.08%. Stepped tone controls provide the finest precision adjustments. As High Fidelity (July 1973) commented: "... For an amplifier as good as this and with as many useful features, you'd expect to pay considerably more than the (\$239.95) price listed."

The TX-900 AM-FM tuner combines ideally with the SA-900 amplifier. Using three FET's and two RF stages in the front end plus two crystal

filters and four IC's in the IF section, IHF sensitivity ( $1.7\mu\text{V}$ ), selectivity (65dB) and capture ratio (1.5dB) are superb. Tuning is precise with a bright spot indicator and twin meters. A variable muting switch accommodates weak signals while suppressing inter-channel noise. \$259.95

See and hear both units at your local Pioneer dealer.

Pioneer Electronics U.S.A. Corp.,  
178 Commerce Road, Carlstadt,  
New Jersey 07072

 **PIONEER**®

West Coast: 1335 W. 134th St., Gardena, Calif. 90247 • Canada: E. H. Parker Co., 67 Lesmill Rd., Don Mills, Ontario



Check No. 49 on Reader Service Card

# Sound & Decor



Shown above is a very unusual installation—all the equipment is housed in a mobile home! Proud owner is Don Woodall of Kansas City and he says he had great difficulty in taking the photographs as his camera was not fitted with a wide-angle lens. Amplifiers are a Marantz 15 with a 7T, tuner is a Sherwood S2300, and the tape decks are 4010 SU and 1200 Teacs. The turntables are a Miracord 50H and a Thorens TD 150, housed in a Barzilai 3-piece ensemble. Altec 605 E loudspeakers are used and there are two 755 F units in the bedroom. Other equipment includes a Harman-Kardon cassette player, Sony C-22 condenser microphones plus some very elaborate "switchery."

Since the photographs were taken, a Rabco arm has been added, the two tape decks replaced by a Teac 7010 and 6010. The Marantz tuner is now a model 18. Don is now wondering whether he should add an extension to the trailer so he can put in some more equipment. (Maybe 4-channel?)

Jack Simerly, of Pensacola, Florida bought most of his equipment—including the cabinets—in the Orient. He has two tape decks, one a Akai 355 X and the other a 100-D. The amplifier is a Fisher TX-200 and the tuner a Fisher TFM-200. The turntable is a Lab-80. Pioneer CS-50 speakers are used in the living-room and a pair of Pioneer CS-51's in a bedroom.





Ron Nelson of South Taylor Oak Park, Ill., says his wife is also an audio fan and she helped to build their installation. The tuner is a Sherwood S 3300, amplifiers McIntosh C-24 and two 60's, and the turntable is a PE 2020 fitted with a Shure V-15 type II. That impressive-looking tape deck is a Crown SX 724, and the speaker systems (not shown) are modified Imperial horns using 15-inch Lansing and Stentorian bass units plus a Wharfedale 12 and a Lansing 8-inch mid-range speaker. The Nelsons have two children and no doubt they will help out when the next modifications are made . . .

Don Schroeder of South Pasadena, Cal., is very keen on Sony equipment . . . amplifier is a TA 1120, tuner a ST 5000 FW—both the TV and clock radio are Sony. The record player is a Dual 1012. Don did not mention the name of the speakers but we think they are JBL SC 99's.



Dr. Harling calls his system "Spanish Style Stereo" and it harmonizes with the decor of their home. Mrs. Harling designed the wrought iron work and some of the cabinetry, which was made in Mexico. Receiver is a Marantz 18, turntable a Dual 1019, and tape deck a Tandberg 6000. The cassette unit is a Sony TC 125 and the installation is completed—appropriately enough—by a pair of Altec "Flamenco" speakers.

# A Novel FM Probe Unit



LEONARD FELDMAN

**O**F THE MANY MILLIONS of FM sets currently in use, relatively few are designed to take full advantage of all the benefits in performance inherent in wide-band FM transmission. Those manufactured for use in high fidelity component systems constitute the exception, rather than the rule. Less expensive "table models," portables, and other "combination" sets often sound no better than an equivalent garden variety AM radio. Their fault lies primarily in two areas. They have poor limiting characteristics and their ultimate signal-to-noise ratio is so low as to limit the useful dynamic range of listenable program material. Poor limiting results in great variations of audio output level as you tune from weaker to stronger signals, necessitating constant readjustment of the volume control. In extreme cases, with very weak signal input to the antenna, the volume control has to be turned so high that receiver-generated hum and noise make the program all but useless. Since full limiting often requires an input signal of as high as 1000 microvolts or more (a level of signal obtained only from the very strongest stations with an outdoor antenna in use), most stations are heard with varying amounts of background noise, especially noticeable during quiet passages of music or speech.

Of course, if one wants to re-build such sets internally, from front end through i.f. strip, performance could be improved, but few experimenters are "hardy" enough to rip out the innards of a tightly wired, p.c.-board-constructed compact FM radio. Instead, we propose to offer an interesting solution which, in nearly every case tested, can actually turn your FM set into a high fidelity component *without your having to alter the circuitry of your set at all*. In fact, in about 60 per cent of the cases with which we tested our FM-i.f. "Probe," we didn't even have to get inside the cabinet of the FM radio involved!

## What is The FM I.F. "Probe"?

Nearly every FM set in use today consists of an r.f. front end (the section which tunes to the desired frequency of the incoming signal, amplifies that signal and converts it, by superheterodyning, to a fixed frequency of 10.7 MHz) and an i.f. strip (which amplifies the 10.7-MHz signal and demodulates the audio information by means of a ratio-detector or a discriminator). Even the poorest combination of these elements results in an enormous amount of amplification, so that in the physical vicinity of the FM detector, large amounts of 10.7-MHz signal are present—often measured in significant fractions of a volt or even in volts. What's more, the high-frequency voltage present near the detector has a tendency to "radiate" over fairly small distances, much like a small transmitter, tuned to 10.7 MHz. The FM i.f. Probe which we constructed consists of a pickup coil, tuned to resonance at 10.7 MHz. The output voltage of this coil is fed, by means of a short length of shielded cable, to a multistage 10.7-MHz i.f. circuit, featuring two tuned IC i.f. stages followed by a combination amplifier-limiter-quadrature detector IC which incorporates the equivalent of 19 transistors, 6 diodes, and 18 resistors! This i.f. strip actually reaches full limiting when fed with an input of as little as 10 microvolts of 10.7 MHz. By way of comparison, most FM sets on the market today require considerably more signal to reach full limiting and, don't forget, we're talking about an i.f. signal only, whereas complete sets include the gain of the front end as well and still fall short of this limiting specification. Bandwidth of the i.f. circuit we built is just over 350 kHz, and the detection characteristic is extremely linear. Total harmonic distortion at all signal levels from 20 microvolts to 100,000 microvolts was measured at just over 0.25 per cent for full  $\pm 75$ -kHz deviation and

the components were chosen to make alignment simple and foolproof.

In actual use, the "probe" coil (shown pictorially in Fig. 1) is placed in the vicinity of your FM radio's i.f. strip—preferably near the detector. The demphasized audio output of the outboard i.f. strip (pictured in Fig. 1) may be fed to the high-level input of any good-quality audio amplifier and loudspeaker combination. As you tune your old FM radio across the band, you will hear the various stations coming through—as if by magic!




Fig. 1—Showing pickup coil and completed i.f. board.

Optimum placement of the "probe" can then be determined on the basis of cleanest, noise-free reception. In the photo of Fig. 2, the author is shown using the "probe" with a popular all-band portable receiver which also featured an FM band of questionable merit. The 10.7-MHz "spray" from this set was sufficient to preclude having to go inside the set with the probe. Full limiting (and quieting S/N of better than 65 dB) was obtained with the probe held parallel to the back of the set at distances up to four inches from the housing!



## make our famous cup test ... and do your ears a favor

Take an ordinary cup and place it firmly over your ear. If this sounds like a silly thing to do, you're right. But it's no different than applying the design principle used in most of the quality headphones on the market: totally isolating the ear by means of airtight seals against your head. At the very least, it's uncomfortable. But anything is worth good reproduction . . . or is it?

By now, if you're still wearing the cup, you may be conscious of an unpleasant pressure on your ears. And that cup is getting heavy. Just like ordinary headphones do.

But smile. You can still enjoy all the intimacy, the separation, the privacy of headphone sound without discomfort. By using Sennheiser HD 414 "open-aire" headphones — a lightweight (5 oz.) unit whose unique "open acoustics" design conducts full-range sound to your ears in two ways. Directly through the soft, featherweight cushions. And through the air immediately around you. It's the nearest thing yet to concert-hall sound; yet at low levels, you can keep touch with the world around you. (Turn up the volume, and you're effectively alone.)

We could tell you much more about the HD 414. Starting with its professional (20-20,000 Hz) response, high sensitivity, low distortion (less than 1% @ 1000 Hz, even at 122 dB sound pressure) and compatibility with high- and low-impedance outputs.

One listen, though, is worth a thousand words. A visit to your nearby Sennheiser dealer will convince you that while cups are fine for drinking, open-aire headphones are best for listening.

For the name of your nearest Sennheiser dealer, write or call us.

**The HD 414, by...**



**SENNHEISER**  
Electronic Corporation

500 Fifth Avenue, New York, N.Y. 10036/Telephone (212) 564-0433

Check No. 53 on Reader Service Card



Fig. 2—Using the probe with a popular all-band portable.

### I.F. Circuit Description

An overall circuit diagram of the i.f. strip is shown in Fig. 3. Input signal from the 10.7-MHz probe is fed to two cascaded  $\mu$ A703 E integrated circuits, each of which is terminated in an interstage dual-tuned i.f. transformer. Power gain of each of these stages is approximately 26 dB. A schematic diagram of the internal construction of the 703 device is shown in Fig. 4. The output of the second IC is fed to the Sprague Type ULN-2111A integrated circuit previously mentioned. A schematic of the contents of this remarkable IC is shown in Fig. 5. The amplifying groups of transistors to the left of terminal 10, in the diagram, comprise the amplifier-limiter section of the device and are capable of voltage gain of over 50 dB. The remaining pairs of transistors (to the right of terminal 10 in Fig. 5) constitute a quadrature-detector circuit. This highly efficient and linear form of FM detector operates in the following manner. The "direct" signal, as recovered from the amplifier section, is fed to one input of a "dual gate" circuit. The amplified signal is also applied to a phase-shifting network consisting of "C" and "L" and the coupling capacitor between pins 9 and 12 of the device. This combination presents a 10.7-MHz signal to the second element of the dual gate which is phase-shifted 90 deg. with respect to the primary or direct input. The duty cycle of the gate (period during which both inputs are in the "on" or conducting state), with no audio modulation applied, is therefore 90 deg. Since the L/C combination is tuned to resonance, frequencies above and below 10.7 MHz will cause greater or lesser phase shifts and therefore greater or lesser pulse widths at pin 14 of the device. The capacitor at pin 14, labelled (DE-EMP.) serves to smooth out these pulses to a fluctuating d.c. level which follows the audio information waveform exactly. Normally, this

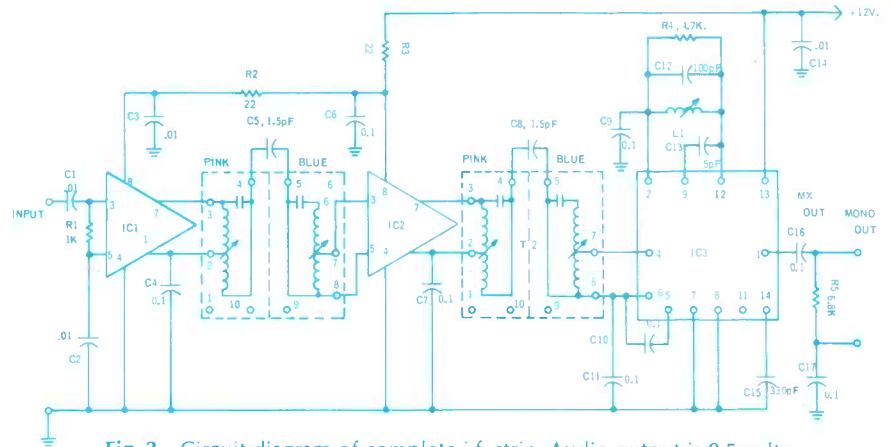


Fig. 3—Circuit diagram of complete i.f. strip. Audio output is 0.5 volts.

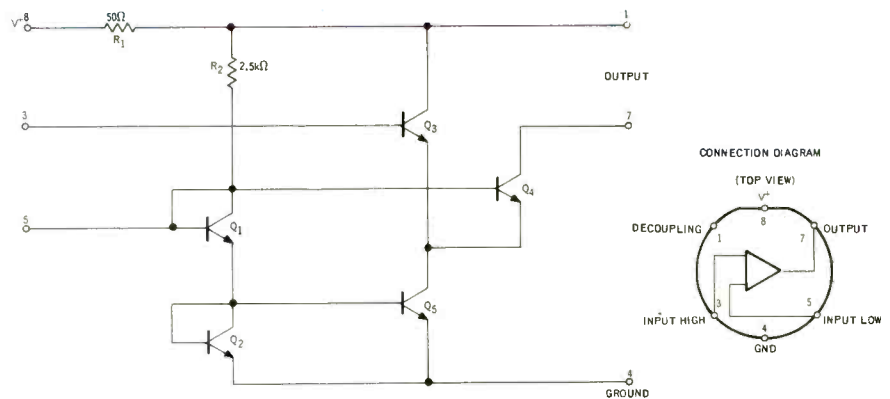


Fig. 4—Circuit and biasing arrangements of Fairchild  $\mu$ A 703 IC.

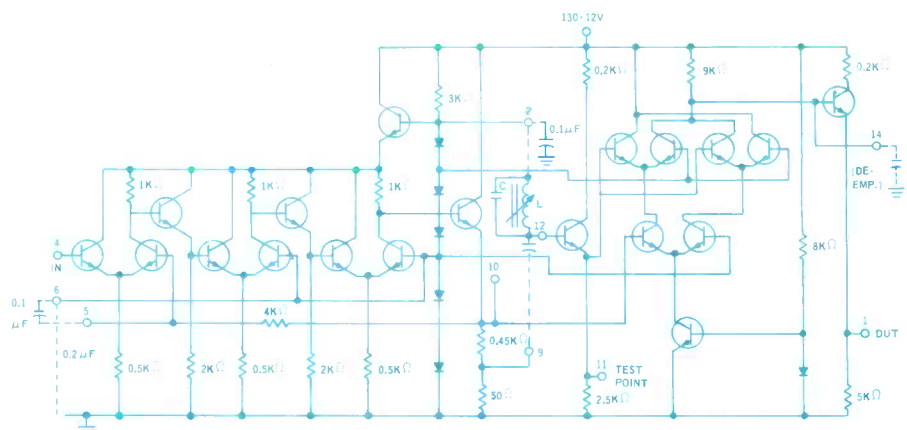


Fig. 5—All the above circuitry is contained in a single 14-pin 'inline' IC, except items shown dotted, which must be added externally. "C" is C-12 in figure 3, L is L-1 and the capacitor marked DE-EMP is C-15 in Figure 3.

capacitor can also serve as the de-emphasizing capacitor required in FM reception, to provide the required 75- $\mu$ sec. de-emphasis characteristic. In our design, however, we have used only 330 pF of capacitance at this point, to provide flat response beyond 60 kHz in the event that you want to use this device to feed a stereo multiplex decoder circuit. Actual de-emphasis for monophonic listening is accomplished externally, by means of R-5

and C-17 in Fig. 3. Should you desire to use the "probe" only for monophonic FM reception, C-15 may be changed to 0.01  $\mu$ F, and R-5 and C-17 may be eliminated entirely, with the audio output taken directly from pin 1 of the ULN-2111A IC.

### Construction Tips

A complete parts list for the "probe" and i.f. sections is tabulated at the con-





# Fisher has the world's first 4-channel stereo receiver.

## What do you have?

Let's compare what you have and what the Fisher 701 has.

It has 250 watts (62½ per channel). Integrated Darlington output stages.

It has 1.7 microvolts FM sensitivity (IHF). All active elements in front end are IC's.

IF plus multiplex section contains 5 IC's comprising 14 amplifying stages.

It has 2 permanently tuned multipole filters, one with 5 high-Q toroidal resonators. (Alternate channel selectivity is 65 dB!)

Besides flywheel-assisted tuning, it has pushbutton electronic tuning with no moving parts (AutoScan®). And *remote-control* AutoScan is included in the \$699.95 price.

The AM section has 2 permanently tuned multipole filters, one with 5 high-Q toroidal resonators.

It has sliding volume controls that operate as smoothly as studio faders.

And it has a Wide Surround® switch that feeds ordinary stereo signals at a reduced volume (after a slight delay) into the rear speakers, to create a 4-channel effect from 2-channel material.

But, most important of all, the Fisher 701 has 4 independent channels.

Now, how does that stack up against what you have?

## The Fisher

We invented high fidelity.



Check No. 55 on Reader Service Card

Mail this coupon for your free copy of The Fisher Handbook. This reference guide to hi-fi and stereo also includes detailed information on all Fisher components.

Fisher Radio  
11-35 45th Road  
Long Island City, N.Y. 11101

Name \_\_\_\_\_

Address \_\_\_\_\_

City \_\_\_\_\_

State \_\_\_\_\_

Zip \_\_\_\_\_

**0311701**

OVERSEAS AND CANADIAN RESIDENTS PLEASE WRITE TO FISHER RADIO INTERNATIONAL, LONG ISLAND CITY, N.Y. 11101. PRICES SLIGHTLY HIGHER IN THE FAR WEST.

Fig. 6—An exact-size layout of the board. Copper side is uppermost.


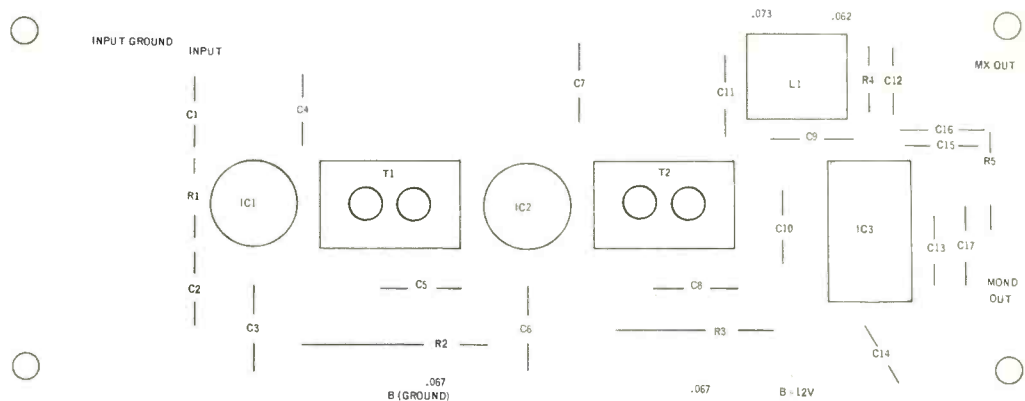


Fig. 7—Board viewed from the components side. Decimal dimensions refer to oversized holes to be drilled. All other holes are drilled .040 to .050 in diameter.



clusion of this article. While all the parts are standard catalog items, some electronic distributors may not carry all of them in stock at all times. Certain specialized parts, such as the IC's, interstage transformers, and "quadrature coil" may be obtained by writing to SCA Services Co., Inc. P.O. Box 601, Port Washington, N.Y. 11050. An exact-size layout of the p.c. board is shown in Fig. 6. In this view, the copper side of the board is facing you. In Fig. 7, parts positioning is indicated, this time looking from the insertion side of the board. Decimal notations next to coil and transformer mounting holes indicate hole sizes to be used. All non-dimensioned holes may be drilled .040 to .050 in diameter. The four corner holes are for mounting the board to a suitable chassis or enclosure and should be drilled to clear the hardware you intend to use. A pre-drilled, etched circuit board for use in this project is also available from SCA Services, for those who don't feel up to laying out and etching their own p.c. boards. When inserting the i.f. interstage transformers, be careful not to insert them backwards. When properly inserted, the pink tuning slug on each transformer will face towards the input end of the p.c. board. Basing of the 703 IC's should also

be observed carefully. If Fairchild  $\mu A703$ 's are used, the flat surface of the IC will face towards the following interstage transformer. In the case of National Semiconductor devices, the keyway at the base of the device will face the following transformer. Note that pins 2 and 6 do not exist on this device, though it has the normal 8-pin numbering of a standard 8-pin housing for IC's. The ULN-2111A is a fourteen-pin, dual in-line IC, and care should be observed not to insert it backwards as well. Pin 1 is coded by means of a small circular depression on the top surface of the IC. In soldering the IC's in the circuit board, apply adequate heat for a short period of time, rather than lower heat for a lengthier period. A very small pencil-tip iron will prevent solder shorts between the closely spaced terminals of the 14-pin IC.

### Constructing the Probe Coil

After much experimentation we found that 17 turns of #18 enamel-covered wire, wound on a 0.281 diameter nylon coil form, supplied with a powdered iron tuning core (J. W. Miller #4200-2) resonated perfectly with a 330-pF ceramic capacitor at 10.7 MHz. The turns are

wound in a single layer over the full length of the coil form. The Q obtained with this arrangement was better than 110. Of course, if you have access to a simple paper-tube coil form of roughly the same dimensions, into which a powdered iron form about  $\frac{3}{8}$  in. long can be screwed, the results will be just the same. In order not to "load down" the resonant circuit by means of the relatively low input impedance of the i.f. circuit, impedance matching is accomplished by means of capacitor voltage division, as shown in the diagram of Fig. 8. The net capacitance of 1000 pF and 470 pF in series equals the required 330 pF for 10.7-MHz resonance, while the 1000-pF capacitor more closely matches the input impedance of the first i.f. stage. The addition of a short length of shielded cable across the 1000-pF capacitor, required to get from the probe to the i.f. board, does not affect overall capacitance sufficiently to prevent tuning the circuit to 10.7-MHz resonance. As an example, if three feet of cable is required (greater lengths should not be attempted), and the shielded wire or coaxial cable has a capacitance of, say 50 pF per foot, then the effective capacitance of the 1000 pF capacitor and its parallel cable capacitance will be 1150 pF. But this altered



## this is what the experts say about the Astrocom/Marlux 407:

- "Every once in a while we come across a product which so clearly stands out in its class that we must evaluate it relative to much more expensive equipment, otherwise only superlatives would be found on this page. The fact is that Astrocom/Marlux has produced a terrific tape deck..." (AUDIO, DECEMBER 1969)
- "Especially notable are its low wow and flutter, low distortion, excellent signal-to-noise ratio, absolute meter accuracy, and smooth extended response for both playback (of pre-recorded tapes) and for record/playback (of tape made on it)..." (HIGH FIDELITY, MAY 1970)
- "The distortion was under 1.6% with record levels as great as +10 dB (far off-scale on the meters). In an A-B comparison of input and output signals, the Astrocom-Marlux did a truly excellent job at 7.5 ips. Even with FM interstation hiss as a "program" (one of the most severe tests of a tape recorder) virtually no difference could be heard between input and output signals..." (STEREO REVIEW, AUGUST 1970)

What more can we say?

Now hear and see the 407 yourself at your Astrocom dealer.

# ASTROCOM | MARLUX

Oneonta, New York 13820

Check No. 57 on Reader Service Card

value of capacitance is still in *series* with the 470-pF capacitor, so that the net capacitance in the resonant circuit shifts only from about 320 pF up to slightly more than 340 pF. The tuning core can easily take care of these slight variations. The end of the probe shielded cable can be connected directly to the input of the i.f. board. The shield should be soldered directly to the copper ground of the board, as close to C-1 as possible. If you would like to have the probe removable, the end of the cable can be equipped with a phono-tip pin plug and an appropriate jack can be incorporated in the i.f. board housing.

### Alignment of the Probe

While the use of a signal generator capable of being sweep modulated will ensure perfect alignment of both the probe coil and the i.f. section, nearly-perfect alignment of these elements can be accomplished using "off-the-air" (or, more properly, "off-the-radio") signals. The completed i.f. board is powered by means of positive 12 volts, d.c. Since the entire unit draws approximately 30 milliamperes of current, the power supply need not be very elaborate. A 12-volt battery, such as Burgess type TW-2 will provide between 200 and 300 hours of service, if used intermittently for, say, 4 hours at a time. Alternatively, the simple power supply shown in Fig. 9 can be built, using parts tabulated in the parts list. The dropping resistor may need to be adjusted slightly in value, depending upon transformer and rectifier efficiency, but in our case it turned out to be 220 ohms. This provided exactly twelve volts of d.c., under operating load conditions. Actually, the i.f. circuit will work at any voltage from about 10 to 14 volts, but gain will be somewhat reduced (as will audio recovery) when lower voltages are used.

If no generator is available, connect the output of the i.f. board (junction of R-5 and C-16) to the input of an audio amplifier. Connect the i.f. probe coil as previously described. Apply power to the i.f. board. You should hear a rushing, random noise. As you move the probe coil near the FM detector circuitry of your FM radio or tuner and start tuning in stations, some sound should be heard from your audio amplifier's speaker system. Move the probe until this sound is accompanied by the least amount of background, rushing noise. Chances are that the sound of program, though noise free, may still be garbled or distorted. Rotate the tuning slug of L-1 (the "quadrature" detector coil) until the sound becomes clearest and least distorted. Next, move the probe coil away from the optimum physical location until noise just begins to re-appear. Care-

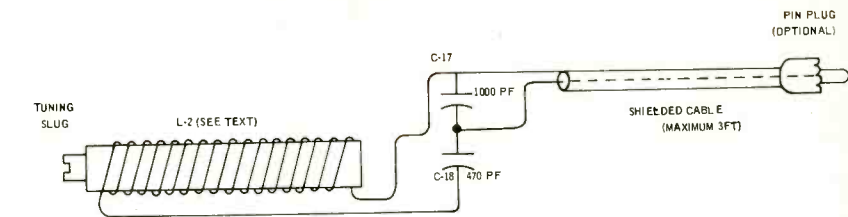


Fig. 8—Diagram showing probe construction.

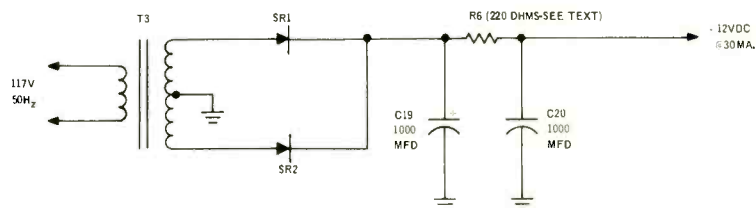


Fig. 9—Suggested power-supply circuit.

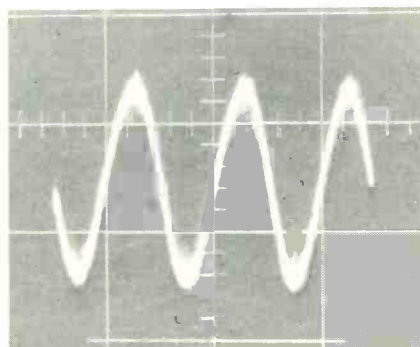


Fig. 10—Recovered audio signal with 20  $\mu$ V of i.f. signal (10.7-MHz).

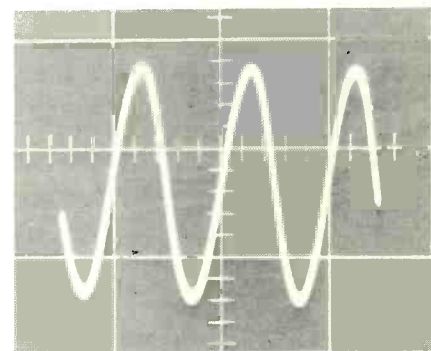


Fig. 11—Recovered signal with 100  $\mu$ V of 10.7-MHz signal applied.

fully rotate each slug of the two inter-stage transformers back and forth for reduced noise and clearest program. Rotation of these slugs will seldom be more than a half turn or so. Each time you clear up the sound and reduce the noise, move the probe a bit further away from your radio's detector area so that you once again hear noise coming through (this is the same procedure you would follow in using a signal generator—as you align the set you keep reducing the input signal strength). Finally, when you have re-trimmed all four slugs and the L-1 slug for best and clearest sound, tune the core of the probe-coil. In doing so, do not hold the coil with your fingers as this would upset the Q of the circuit. Tape down the coil in a fixed position and insert the proper tuning tool to rotate the core or slug. You should reach a definite peak in

clarity of sound (and reduction of noise). Tuning this slug to either side of this optimum point will result in a degradation of the signal which is quite apparent audibly.

Those of you fortunate enough to have a 10.7-MHz signal source capable of sweep modulation can align the i.f. system and the probe using essentially the same techniques outlined, observing the sinusoidal output and, if desired, the usual "S" curve associated with i.f. alignment. Figure 10 shows a recovered sine wave with just 20 microvolts applied directly to the input of the i.f. system (generator was connected to the same point to which the "probe" would normally connect). In Fig. 11 we see the recovered sine wave with 100 microvolts applied. With the probe properly positioned, you should be able to pick up

# What Does True Pitch Or Zero Overlap Do For You?

Many years of stagnation in loudspeaker system design had to end. Most present day systems really do not sound any better than speakers produced years ago. With the great strides made in quality of signal source obtainable from today's better amplifiers, receivers, tape decks or cartridges, present day speaker systems leave much to be desired.

It took Fairfax, with their group of true audio zealots, to find a new direction, practically a new basic philosophy of speaker system design. We at Fairfax believe that a speaker system should be thought of as a musical instrument, which by electronic and mechanical means, reproduces the sound of other musical instruments, as well as the sound of a human voice, as realistic as the original source.

This is exactly what we have accomplished in our new series of 1970-71 speaker systems, designed for true pitch with zero overlap of all audible frequencies. This means that you can differentiate between the sound of each of the instruments of a complete orchestra.

The result is really astonishing with respect to the degree of realism that is so remarkably enhanced that you don't have to be an orchestra conductor, recording engineer or an audio technician. All you have to do is to love music and know how it should sound.

If you really want to buy the speaker system of the future insist upon comparative demonstrations of Fairfax speakers against the very best and most costly available on the present day market. The price you will be able to buy Fairfax speaker systems for also will be a most pleasant surprise for you.

## Sooner Or Later Someone Had To Do It.

### your personal evaluation is requested.

#### FX-100

Excels in comparison with units priced to \$175.00




2-way duo-harmonic speaker system; heavy duty 8" bass/midrange driver; special 3" tweeter; frequency response 30-20,000 Hz; 30 watt rating; 21" H x 12" W x 7 7/8" D.

Suggested Audophile Net . . . **\$79.50**

5-YEAR GUARANTEE ALL MODELS  
WEST COAST PRICE ADD 5%

#### FTA

Excels in comparison with units priced to \$325.00



4 speakers, 3-way system; 1 low bass, 1 mid bass 8" woofers; 1 mid-high 3 1/2" tweeter; 1 ultra-high tweeter; freq. response 24-20 000 Hz; 60 watt input; 25" H x 14" W x 12" D.

Suggested Audophile Net . . . **\$139.50**

#### FE-8

Excels in comparison with units priced to \$650.00



8 speaker, 5-way system; 2 low bass 2 mid bass 8" woofers; 2 mid-high; 2 uh 4" tweeters; 1" particle board cabinet; frequency response 20-20,000 Hz; 100 watt input; 28 3/4" H x 20" W x 12" D.

Suggested Audophile Net . . . **\$249.50**

# fairfax industries inc.

900 Passaic Ave., E. Newark  
New Jersey 07029  
(201) 485-5400

“radiated” signals at least this strong, and so the resulting audio will be as noise free or better. Finally, in Fig. 12 is depicted the overall “S”-curve response of this system, with 100 microvolts applied. It should be noted that the sweep width from end to end of this photo (horizontally) is at least  $\pm 300$  kHz, and, as you can see, well over 200 kHz of that sweep is absolutely “straight line.”

The i.f. strip was found to be extremely stable and not subject to regeneration even when operated out of any metal enclosure, right out on the open bench-top. As a result, some readers may want to use this strip by connecting it directly into a radio, in place of whatever inferior i.f. section might be present. In doing so, a good ground strap should be connected between the existing front end and the new i.f. strip and examination of the schematic of the particular front end used should be made, to ensure that a proper impedance match is possible between the two systems.

Just for fun, we mounted our system in a small speaker enclosure, complete with a small 1-watt audio amplifier and power




Fig. 12—Wide-band “S” curve of i.f. system shows extreme linearity.

supply and a small monitor speaker, as shown in Fig. 13. We did this, primarily, so that we could take the device around to various local dealers to determine whether it would “pick up” signals from all manner of FM radios on their display shelves. (It did!) Imagine their surprise, though, when we held the innocent looking “wand” or probe near the backs of their portable FM sets and asked them to tune the sets, with their volume controls turned all the way down. With no connection to any of the sets, they (and we) suddenly heard clear, noise-free FM which, even with this admittedly limited audio arrangement, sounded better than it did coming from the “signal donor” sets.

AE




Fig. 13—Showing entire system mounted with amplifier, speaker and power supply.

PARTS LIST—I.F. Section		PARTS LIST—I.F. PROBE**	
C1, C2, C3,	Capacitor, ceramic disc, .01	L2	Coil, 0.5 to 0.9 $\mu$ H, variable. (See text for winding specifications.)
C6, C14, C17	$\mu$ F, 20%, 100 V.	C17	Capacitor, ceramic disc, 1000 pF, 10%, 50 V.
C4, C7, C9,	Capacitor, Mylar, 0.1 $\mu$ F,	C18	Capacitor, ceramic disc, 470 pF, 10%, 50 V.
C10, C11,	20%, 50 V.	Misc.	Coil dope, 3-ft. shielded cable, pin plug, solder, etc.
C16			
C5, C8	Capacitor, ceramic disc, 1.5 pF $\pm$ 0.25 pF, 100 V.		
C12	Capacitor, ceramic disc, 100 pF, NPO, 10%, 50 V.		
C13	Capacitor, ceramic disc, 4.7 pF, 10%, 50 V.		
C15	Capacitor, ceramic disc, 330 pF, 10%, 50 V. (See text.)		
IC1, IC2*	Integrated circuit: Fairchild $\mu$ A703E, or National Semiconductor LM-703L (\$3.00 each)	<b>PARTS LIST—OPTIONAL POWER SUPPLY</b>	
IC3*	Integrated circuit: Sprague ULN-2111A (\$5.00)	C19, C20	Capacitor, electrolytic, 1000 $\mu$ F, 25 V.
L1*	Coil, 1.3 to 3.0 $\mu$ H, variable. J. W. Miller #9050 or equivalent. (\$1.80)	R6	Resistor, 220 ohms, 1/2 watt, 10%
R1	Resistor, 1000 ohms, 10%, 1/2 or 1/4 watt	SR1, SR2	Rectifier, silicon, 500 mA, 50 PIV
R2, R3	Resistor, 22 ohms, 10%, 1/2 or 1/4 watt	Misc.	Chassis, line cord, hookup wire, solder, hardware, etc.
R4	Resistor, 4700 ohms, 10%, 1/4 watt.	T3	Transformer, power: Stancor P-8180 or equivalent. (117-V pri.; 25.2-V sec., center tapped, 1.0 A).
R5	Resistor, 6800 ohms, 10%, 1/2 or 1/4 watt.		
T1, T2*	Transformer, 10-MHz i.f., J. W. Miller #8851A or equivalent. (\$2.10 each)		
*	Printed-Circuit Board, etched and drilled per artwork of Fig. 7. (\$10.00)		
Misc.	Solder, hookup wire, mounting hardware, etc.		

\*Kit of all these parts available from SCA Services Co., at \$25.00.

\*\*Entire “probe” assembly, encased in fiber tube with connecting cable, available from SCA Services Co., Inc., Box 601, Port Washington, N.Y. 11050, at cost of \$2.50.

# a pair of prize performers with **POPULAR-PRICE APPEAL!**



## **KENWOOD KR-3130 64 WATTS • FET • IC • FM/AM • STEREO RECEIVER**

Input Jacks for 2 sets of Record Players • Output Terminals for 2 sets of Stereo Speakers and Front Panel Speaker Selector Switch • Separate Preamp Output and Main Amp Input • Center Channel Output • (U.S. Pat.) Exclusive Power Transistor Protection Circuit • New FM/AM Signal Strength Meter • **Specifications:** 22/22 watts @ 4 ohms RMS Power Output • 20-40k Hz Frequency Response • 20-20k Hz Power Bandwidth, IHF • 2.0 uV Sensitivity, IHF • 4.0 dB Capture Ratio • 45 dB Selectivity, IHF • 30 dB 1,000 Hz Stereo Separation.

Price \$199.95



## **KENWOOD KR-2120 40 WATTS • FET • IC • FM/AM • STEREO RECEIVER**

Output Terminals for 2 sets of Stereo Speakers and Front Panel Pushbutton Switch for A, B, Speakers • Front Panel Stereo Headphone Jack • New FM/AM Signal Strength Meter with FM Stereo Indicator Light • Step-type Tone Controls • New "Luminous Dial" • **Specifications:** 13/13 watts @ 4 ohms RMS Power Output • 25-30k Hz Frequency Response • 25-20k Hz Power Bandwidth, IHF • 2.3 uV Sensitivity, IHF • 4.0 dB Capture Ratio • 45 dB Selectivity, IHF • 30 dB 1,000 Hz Stereo Separation.

Price \$159.95

For complete information and color brochure write

*the sound approach to quality*

 **KENWOOD**

15711 S. Broadway, Gardena, Calif. 90247  
72-02 Fifty-first Ave., Woodside, N. Y. 11377

# Equipment Profiles

- Sony TA-3200 Amplifier 62
- Electro-Voice Landmark 100 Compact 68
- Empire 1000 ZE Cartridge 72

## Sony Model TA-3200F Stereo Amplifier



Fig. 1

### Manufacturer's Specifications:

**IHF Power (Total):** 320 watts, 8-ohm load; 500 watt, 4-ohm load. **RMS Power per Channel:** 110 watts, 8-ohm load; 130 watts, 4-ohm load. **THD:** Less than 0.1% at rated output; less than 0.05% at 1 watt. **IM Distortion:** Less than 0.1% at rated output; less than 0.03% at 1 watt. **Frequency Response:** 5 Hz to 200 kHz, +0, -2 dB. **IHF Power Bandwidth:** 5 Hz to 35 kHz. **S/N Ratio:** 110 dB below full power output, short circuited input. **Damping Factor:** 170 at 8 ohms, 1 kHz. **Input Sensitivity:** 1.4 volts. **Input impedance:** 75 k ohms. **Dimensions:** 15 $\frac{3}{4}$  in. w x 5 $\frac{7}{8}$  in. h x 12 $\frac{3}{4}$  in. d. Suggested retail price: \$349.50 (optional walnut case extra).

It's been just about two years since we reviewed Sony's preamplifier-control chassis, Model TA-2000 (AUDIO, Dec. '68). At that time we (and Sony) would have had to recommend a competitor's power amplifier as the only worthy companion to this magnificent preamplifier. With the introduction of the TA-3200F Stereo Amplifier the people at Sony need no longer be put in that embarrassing position, for this new "powerhouse" is ideally suited for use with that, or any

other high-quality professional or semi-professional control chassis. While strictly speaking, the TA-3200F is a "basic" power amplifier, it does offer some of the flexibility of an integrated amplifier, as can be seen by examining the front panel layout shown in the photo of Fig. 1. At the lower left of this solid gold-anodized extruded front panel is a lever-type power on/off switch and an indicator light. A rotary speaker selector switch follows, with positions for "main," "remote," "both," or no speaker systems. With no headphone jack supplied on the TA-3200F, one might wonder why there is an "off" position on the speaker switch. Sony chose to omit a headphone jack because the preamplifier mentioned earlier (TA-2000) is equipped with one and when it is used it is desirable to turn off all speaker systems. This makes sense in any case, since most users of basic power amplifiers often mount this component in out-of-the-way inaccessible places, whereas a preamplifier-control chassis, as the name implies, is always accessible and is the right place for a headphone jack in such component installations. Because of the tremendous power handling capacity of the TA-

3200F, Sony wisely incorporated a power-limiter switch with settings for 100 watts, 50 watts, and 25 watts. This innovation is intended for speaker protection and limits the maximum power per channel to that indicated by the setting of this control. A knowledge of maximum power-handling capacity of associated speakers is necessary in order to take advantage of this feature, but more and more speaker manufacturers are now including this data in their literature since higher-powered solid-state amplifiers have appeared in recent years.

At the upper right of the control panel are individual level controls for left and right channels. Finally, at the lower right is a lever switch which selects one of two pairs of inputs. We have not seen this feature on any basic power amplifiers previously but the more we think about it, the more sense it makes. For one thing, some users may want to feed certain high-level signal sources directly into the power amplifier, bypassing any preamplifier-control chassis altogether. (A tuner having its own level controls and even tone controls would be a typical component which lends itself to such connection). At the same time, other high-level sources and low-level sources such as phono, microphone, tape head, etc. *must* be fed to a preamplifier before they can be applied to a basic power amplifier.

As Sony suggests in their well written customer's manual, the "two input" feature is also useful for comparing two signal sources or two preamplifiers.

At the left of the rear panel are the four inputs jacks associated with the two input stereo pairs. The "Normal/Test" switch located directly below the input jacks activates a low-frequency cut filter. In the "test" position, frequency response extends down to 5 Hz, as stated in the specifications. With the switch set to "Normal," frequencies below 30 Hz are attenuated at a rate of 6 dB per octave and this setting is



# Lift this page and drop it... you'll see how gently the Miracord 50H treats your records.

A gentle touch of the pushbuttons brings forth a gentle reaction from the Miracord 50H.




Touch the pushbuttons and the 50H plays stacks of up to 10 records, or single records automatically. Lift the arm, place the stylus in a groove and it's in manual play. Or use the silicone damped cueing system to place the stylus gently in any selected groove. The response of the dynamically



balanced arm is also quite gentle. The geometry of the arm and the frictionless bearing system in both vertical and lateral planes provide the high sensitivity and responsiveness required to get the most out of high compliance cartridges. The unique external stylus overhang adjustment and the anti-skate system contribute to reproducing the record faithfully.

Gentle record handling is just one of the attributes of the 50H. Flaw-

less, faithful reproduction is another. The motion of the turntable is smooth and steady, free of rumble, wow and flutter. This is achieved by the 12" dynamically balanced turntable, and heavy one-piece, non-ferrous machined casting individually balanced



to provide optimum flywheel effectiveness. The turntable is driven by a Papst hysteresis synchronous motor which maintains precise, uniform speed regardless of voltage fluctuation (of great importance in these days of brown-outs and power shortages).

Nothing we can say short of experiencing it yourself can better describe the feather-touch ease with which the Miracord responds and preserves the best in your records. Find out for yourself. Miracord 50H, \$175 less cartridge and base. Miracord feather-touch automatic turntables start at less than \$100.

## Miracord 50H



Benjamin Electronic Sound Corp., Farmingdale, N.Y. 11735/a division of Instrument Systems Corp.

recommended by the manufacturer for the elimination of IM distortion that might be caused by sub-audible rumble frequencies, etc. Two convenience a.c. receptacles (one switched, one unswitched) are provided on the rear panel, as well as eight short-proof terminals for the two pairs of speaker systems with which the amplifier can be used. The terminals are widely spaced and are color coded (red for "hot" leads, blue for "common" or "ground" leads). Each terminal has a push button which, when depressed, exposes a hole just large enough to accept a speaker lead. When released, the speaker lead is locked in place by spring action. No twisting of wire under the head of a terminal screw is required, nor are any tools needed for making a safe and permanent speaker-wire connection.

We thought we had seen some pretty big power transformers (especially when one thinks back to high-powered tube-type amplifiers), but the one used in the Sony TA 3200-F probably beats them all, as can be seen in Fig. 3. Occupying fully  $\frac{1}{4}$  of the cubic volume of the amplifier, it is flanked by a pair of 8000-microfarad filter capacitors, vertically mounted p.c. boards, and a massive quartet of heat sinks—one for each of the four output transistors. The amplifier, by the way, weighs just under 31 pounds *out of the shipping carton*.

### Circuit Description

To avoid the use of large output coupling capacitors, the TA-3200F employs both positive and negative power supplies. This permits direct coupling between output transistors and loud-speaker. This approach improves ultra-low frequency response, provides somewhat higher power output and ensures full damping factor and better transient response at very low frequencies. The silicon transistors used in this circuit (both low-level and output stages) have a cut-off frequency sufficiently high to provide essentially flat frequency response up to 30 kHz even before negative feedback is applied. With a full 40 dB of feedback applied in the main feedback loop, response extends from 5 Hz to 200 kHz within 2 dB.

Protection circuits for both output power transistors and for the loud-speakers are incorporated in the TA-3200F. Since the latter form of protection is rather unusual in a power amplifier (most better amplifiers have some form of output-stage protection), we will describe it in some detail. Referring to Fig. 3, the output signal is extracted from the output terminal through a low-pass filter (R-140

Fig. 2—Top view. Note size of transformer.

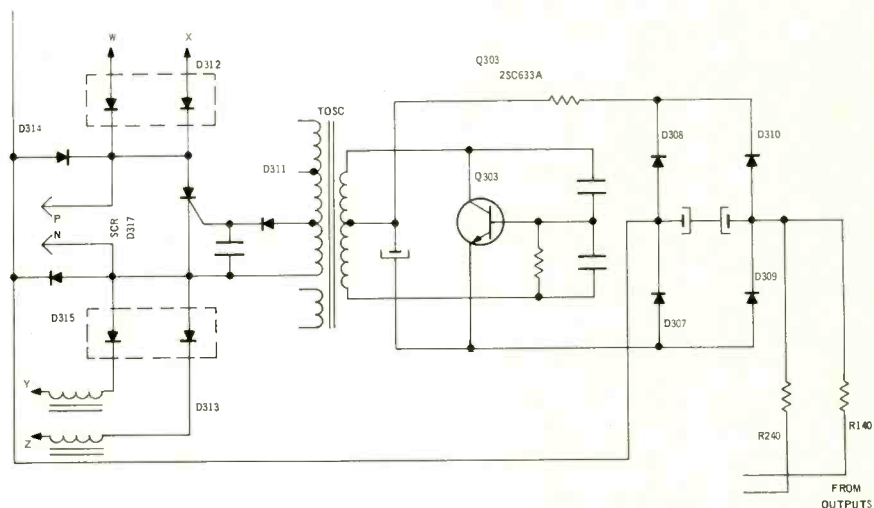




Fig. 3—Partial schematic of protection circuit. W, X, Y and Z go to the driver transistor bases. P and N are connected to a Power Limiter or clamping circuit.

or R-240, C-313 and C-314) and fed to a bridge rectifier (D-307 through D-310). Because of this filter, the only voltage applied to the bridge rectifier is the very low-frequency or d.c. component that might be caused by transistor faults. When the d.c. rectifier voltage becomes great enough, it turns on a Hartley oscillator circuit (Q-303 and TOSC). The oscillator output is rectified by D-311 and thus provides trigger voltage for SCR-D-317. When trigger voltage is applied to the gate of the SCR, the SCR turns on and shorts the base voltage of one driver transistor to ground through D-312, the SCR, and D-315. The base voltage of the other driver transistor is also shorted to ground through D-313, the SCR and D-314, stopping any current flow in the output stage and thus protecting the speaker system. The bases of driver stages of the opposite channel are similarly affected, as can be seen in the partial schematic of Fig. 3.

### Performance Measurements


We have noted, of late, that test equipment limitations have prevented our being able to measure down to some of the claimed specifications of the more recent high-grade equipment which this department has reviewed. In view of this, we have just completed major revisions in our laboratory facilities and are now able to measure accurately down to 0.01% THD and down to 0.25% IM. This represents a capability improvement of the order of about three to one over our previous set-up. Despite the up-grading of our laboratory facilities, some of our measurements of the Sony TA-3200F were *still* limited by test equipment, as can be seen by examining the curves of Fig. 4. At the high-power end of the curve, we began to see meaningful distortion at a power output of 90 watts and reached the 0.1% rated distortion at 110 watts, exactly as claimed. In the case of IM, meaningful readings were obtained

# Altec's new Dynamic Force Systems. They're built a little better.



With a new 15-inch Dynamic Force woofer for better reproduction of low frequencies. Both Altec's new Barcelona and Granada speaker systems incorporate this all-new woofer. It features a long voice coil with edge wound, pre-flattened copper wire and a magnetic structure of extremely high flux field. Working together in our infinite baffle enclosure, this speaker is capable of producing a Dynamic Force against the compressed air in the cabinet of up to 16 psi. This greatly improves low frequency transient performance, extends low-end response and reduces distortion while maintaining medium efficiency.

Check No. 65 on Reader Service Card



With a large sectoral horn for better controlled angular distribution of mids and highs. This exclusive horn enables the new Barcelona and Granada to keep the off-axis frequency responses of mids and highs almost identical to the on-axis responses—even in the critical mid range (above 500 Hz) where most low frequency speakers have a narrow angle of distribution. This large sectoral horn also helps extend the direct field which is where you hear the original acoustics of the recording rather than the acoustics of your listening room.



With more hand-sanding and hand-finishing for finer cabinetry. The hand-rubbed natural walnut cabinets of Altec's new Barcelona and Granada feature an infinite baffle design inside the enclosure with snap-on fretwork grilles outside. To ensure both quality and beauty, these pieces of fine furniture have been individually hand-sanded probably more than any other speaker cabinets on the market today.

Altec's new Barcelona (873A) sells for \$550.00. Altec's new Granada (875A) sells for \$450.00. Write for our complete, new catalog. Altec Lansing, 1515 South Manchester Ave., Anaheim, Calif. 92803.

Built a little better.



at a power output of 80 watts, with the rated figure (0.1%) reached at about 105 watts. Both sets of curves were obtained with both channels driven. Figure 5 depicts the frequency response of the amplifier (both channels were virtually identical, and so only the left channel response is shown), and also shows the effective action of the "Normal-Test" rear panel switch described earlier. Power bandwidth, shown in Fig. 6, exceeded claims, extending from 4 Hz to 40 kHz. Bear in mind, however, that we are referring all these measurements to a rated distortion of only 0.1%. Were we to use a reference of 0.5% or even 1.0% (a more typical rating), all of the figures, including power bandwidth, would be even better. Since Sony's published specifications and descriptive literature made a point of the consistency of damping factor at all frequencies, we decided to measure this rarely plotted characteristics. As nearly as we could tell (and it took a great many 1-ohm resistors in parallel to reach the equivalent "internal resistance" of the amplifier), the "looking back" impedance of this remarkable amplifier is approximately 0.05 ohms. Divided into 8 ohms, this represents a damping factor of 160—close enough to the claimed 170, in view of the difficulty of measurement. As can be seen in Fig. 7, the value held constant at all frequencies from below 20 Hz to above 2 kHz. It should be pointed out, however, that in order to take full advantage of this extremely low internal impedance, heavy cable should be used for speaker connections at all distances beyond just a few feet. As an example, the resistance of 50 feet of even #16 gauge wire is about 0.02 ohms. A speaker placed fifty feet from the amplifier and connected by means of 100 linear feet of #16 gauge copper wire (fifty feet for each lead) would therefore encounter an additional 0.04 ohms of "looking back" resistance because of the hook-up wire alone, thereby reducing the effective damping factor to about 90! (And the resistance of the loudspeaker voice-coil plus crossover will reduce it still further!—Ed.)

### Listening Tests

To listen to this basic amplifier with anything but equally good associated equipment would be totally unfair to this amplifier and so we borrowed a Sony TA-2000 Pre-amplifier and a Sony ST-5000F Stereo FM tuner. Retail value of the three units was \$1128.50—but what value it was. "Total control" would best describe the combination—and "total purity of sound" would best describe what we heard. For one thing, matching

levels were perfect—we operated the TA-3200F with its level controls wide open, and adjusted input levels and volume using only the preamplifier controls. We used both high- and low-efficiency speaker systems (a pair as "main" and a pair as "remote") and, other than still being able to identify the speaker's inherent characteristic sound, could detect neither distortion nor audible noise or hum from any of the electronics used. In FM listening, we were somewhat limited by station malpractices, which now became *completely* obvious. Only

two stations in the metropolitan New York area seemed to contribute no noticeable noise or hum to this otherwise noise- and hum-free system. In fact, with the preamplifier level and volume controls down and our ear pinned to the high-efficiency loudspeaker in a relatively quiet ambience—we could hear *nothing*, which means that, for all practical purposes, the TA-3200F comes as close to the proverbial "piece of wire with gain" as anything we have seen to date. L.F.

Check No. 65 on Reader Service Card

Fig. 4—Power Output, both channels driven.

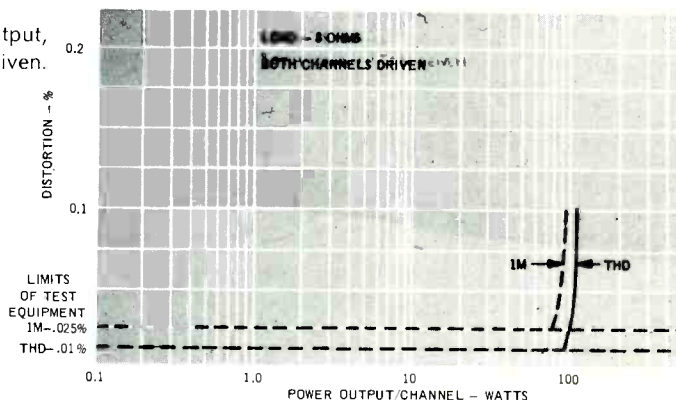


Fig. 5—Frequency Response.

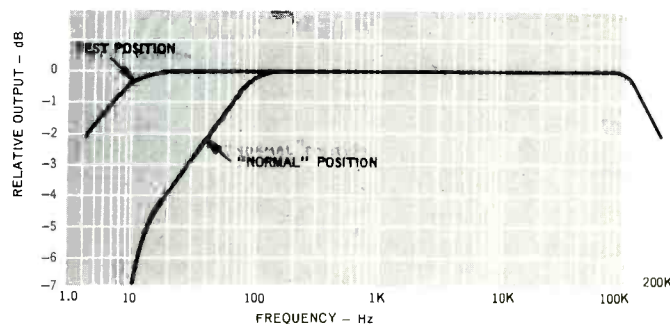


Fig. 6—Power Bandwidth.

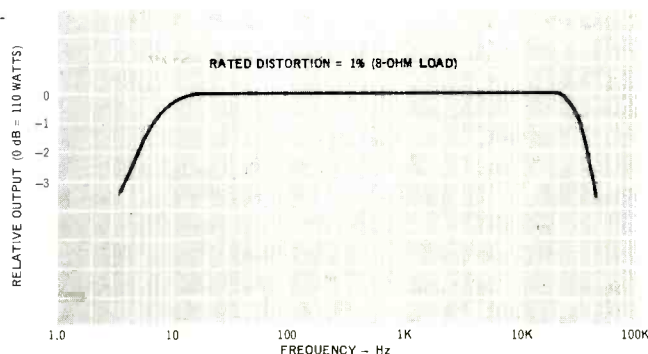
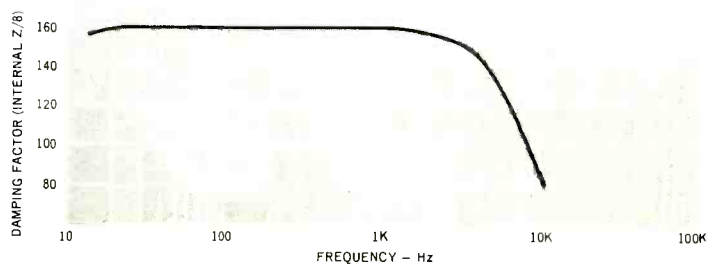


Fig. 7—Damping Factor.



# To call it "an amplifier" would be like calling a Porsche "Basic transportation."

There is unusual satisfaction that comes from fulfilling a prosaic task in a far from prosaic manner.

Hence this amplifying system: the Sony TA-2000 professional preamplifier and the Sony TA-3200F power amplifier. Together, they perform all an amplifier's standard tasks in a satisfyingly impeccable manner; but their 67 levers, switches, meters, knobs and jacks allow you to perform some interesting functions that are anything but standard.

#### Dual-purpose meters.

The two VU meters on the preamplifier front panel, for example, are no more necessary than a tachometer on an automobile. But they do serve the dual purpose of simplifying record-level control when the TA-2000 is used as a dubbing center, and of allowing you to test your system's frequency response and channel separation (as well as those of your phono cartridge) and to adjust the azimuth of your tape heads.

#### A broadcast/recording monitor console in miniature.

The TA-2000 resembles professional sound consoles in more than its VU meters. In addition to the 20 jacks and seven input level controls provided on its rear panel for permanent connections to the rest of your hi-fi system, the TA-2000 boasts a professional patch board in miniature on its front.

Thus, you can feed the inputs from microphones, electric guitars, portable recorders or other signal sources into your system without moving the preamplifier or disturbing your normal system connections in the least. And a front-panel Line Out jack feeds signals for dubbing or other purposes into an external amp or tape recorder, with full control of tone and level from the front-panel controls and VU meters.

The tone correction and filtering facilities are also reminiscent of professional practice, allowing a total of 488 *precisely repeatable* response settings, including one in which all tone controls and filters are removed completely from the circuit.

#### The amplifier — no mere "black box"

A power amplifier can be considered simply as a "black box" with input and output connections, a power cord, and an on/off switch; and such an amplifier can perform as well (or poorly) as the next one. But in designing the TA-3200F Sony took pains to match the amplifier's facilities to the preamplifier's.

Thus to complement the TA-2000's two pairs of stereo outputs, the TA-3200F has two stereo pairs of inputs, selected by a switch on the front panel. Other front panel controls include independent input level controls for both channels, a speaker

selector switch, and a power limiter (in case your present speaker should lack the power handling capacity of the next one you intend to buy).

#### Circuitry unusual, performance more so

The single-ended, push-pull output circuitry of the TA-3200F amplifier is supplied with both positive and negative voltages (not just positive and "ground") from dual balanced power supplies. This system allows the amplifier to be coupled directly to the speakers with no intervening coupling capacitors to cause phase shift or low-end roll-off (A switch on the rear panel does let you limit the bass response below 30Hz if you should want to, otherwise, it extends all the way down to 10Hz.)

The individual stages within the amplifier are also directly coupled with a transformerless complementary-symmetry driver stage, and Darlington type capacitorless coupling between the voltage amplifier stages.

As a result, in part, of this unique approach, the TA-3200F produces 200 watts of continuous (RMS) power at 8 ohms, across the entire frequency range from 20 to 20,000 Hz; IHF Dynamic Power is rated at 320 watts into 8 ohms (and fully 500 watts into a 4-ohm load).

But more important by far is the quality of the sound; intermodulation and harmonic distortion levels are held to a mere 0.1% at full rated output, and 0.03% at the more likely listening level of one-half watt. The signal-to-noise ratio is an incredible 110dB. And the full damping factor of 170 is maintained down to the lowest, most critical frequencies (another advantage of the capacitorless output circuit).

The companion TA-2000 preamplifier also boasts vanishingly low distortion and a wide signal-to-noise ratio, but this is less unusual in a preamplifier of the TA-2000's quality (and price). What is unusual is the performance of the phono and tape head preamplifier circuits; for though they have sufficient sensitivity (0.06mV) for the lowest-output cartridges (even without accessory transformers), these preamplifier circuits are virtually immune to overload — even with input signals 80 times greater than normal.

#### Their sole vice: they are hardly inexpensive

Of course, at a price of \$329.50 (suggested list) for the TA-2000 preamplifier, and \$349.50 (suggested list) for the TA-3200F power amp, this system cannot be considered other than a luxury. But then, it was intended to be. For there are those to whom fulfillment of prosaic tasks is

unfilling. And among them are not only many of our customers, but also many of our engineers. Sony Corporation of America, 47-47 Van Dam Street, Long Island City, New York 11101.

**SONY®**



Check No. 67 on Reader Service Card

Porsche is a trademark of Dr.-Ing. h.c.F. Porsche KG

## Electro-Voice Landmark 100 Integrated Music System



### MANUFACTURER'S SPECIFICATIONS:

**AMPLIFIER: Power Output:** 40 watts continuous sine wave, both channels driven. **Harmonic Distortion:** 0.15% at full output (1 kHz). **Power Bandwidth:** 20-25,000 Hz. **Frequency Response:** 20-25,000 Hz  $\pm 1.5$  dB. **Hum and Noise:** -70 dB (ref 100 mV to aux and tape inputs; phono: -55 dB (ref 3 mV input)).

**TUNER: Sensitivity:** 1.9  $\mu$ V IHF; **Hum and Noise:** -65 dB; **Capture Ratio:** 2.5 dB; **Harmonic Distortion:** 0.5% at full output (1 kHz); **Separation:** 30 dB at 1 kHz.

**GENERAL: Changer:** Garrard 3000; **Speakers:** Two, 10 $\times$ 10 $\times$ 10 in. **Dimensions, Electronics/Changer:** 16 $\frac{1}{8}$ " wide, 16 $\frac{1}{4}$ " deep, 8 $\frac{1}{2}$ " high. **Shipping Weight:** 63 lbs. **Price:** \$399.95. Optional Dust Cover, \$14.95.

I must admit that I do not take much more than a passing interest in compact systems these days but the EV Landmark had so many interesting features that I was impelled to take one home before I passed it to Mr. McProud for testing. I had heard one on a recent visit to the E-V plant, and I was most impressed. The speakers are housed in small (10-inch) enclosures shaped like a cube with one corner sliced off. Each contains three full-range 4 $\frac{1}{2}$ -inch speakers and a 2 $\frac{1}{2}$ -inch tweeter. One large speaker is mounted at the front and the others are placed at asymmetric angles at the back.

Thus the cabinets—which are polished on all sides—can be placed in various positions to give different dispersion patterns—a very ingenious idea! System resonance is about 200 Hz and the amplifier response is 'tailored' to produce a level acoustic response down to 60 Hz. Normally, this would give rise to a high dis-

tortion with such small speakers but this is reduced considerably by the use of a servo-feedback circuit shown in Fig. 1. R1 supplies d.c. feedback from the output to the pre-driver stage in the normal manner but the current from the loud-speaker voice coils flows through the one-ohm resistor R2. The voltage developed across R2 reflects some of the irregularities and distortion inherent in the loudspeakers, and it is applied as negative feedback via R3 and C1 to the base of the amplifying transistor Q1. The net result is a lower distortion below 200 Hz where the loudspeakers are driven to a non-linear condition at high levels. As stated previously, the amplifier response is tailored to match the speaker system and this function is performed by R4, C2, and C3 (reducing response below 30 Hz) R5 and C4 (bass lift below 200 Hz) and R6 and C5 (treble lift above about 5 kHz).

So much for the theory—but how does it perform? The answer is—very well indeed. Not as good as a high priced component system but certainly better than many of the cheaper ones. Bass is full with very little coloration and even an organ sounds quite impressive. High frequency dispersion was dependent on the positions of the speakers but in no case was it too directional and the response itself is free from irritating peaks and harshness. All-in-all, a very creditable achievement and Electro-Voice are to be congratulated. (GWT) Over to Mr. McProud.

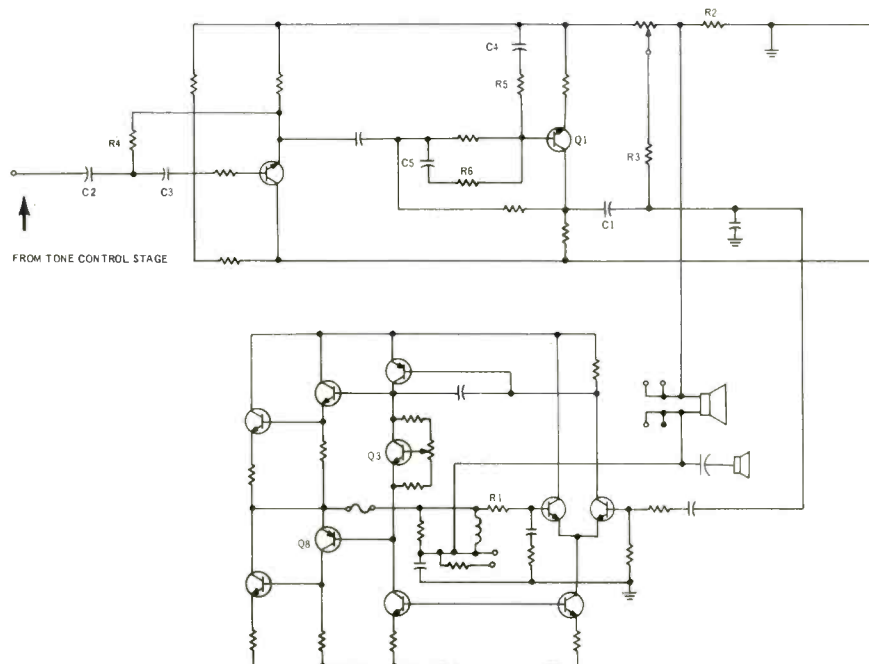



Fig. 1—Servo-feedback and compensation circuits.

*it's  
funny-  
you  
pay  
more  
for a  
TDK  
cassette  
and you  
get so  
much  
less*




**less tape noise** . . . exclusive TDK SD Gamma Ferric Oxide affords better signal-to-noise ratios, wider dynamic range too.

**less distortion** . . . TDK's SD high coercivity oxide permits higher recording levels, low harmonic distortion (0.7%) at standard recording levels, clearer sounds.

**less mechanical problems** . . . precision slitting means no "scalped" tape edges, accurate track alignment; virtually no jamming or binding of reel hubs to adversely affect wow and flutter.

**less "dropouts" and head wear** . . . mirror finish of oxide side prevents "shedding", abrasive action.

SEE YOUR TDK DEALER FOR H S SPECIAL TAKE 10 FOR 8 OFFER (exp. Nov. 30)



**TDK** World's leader in tape technology since 1932.

**TDK ELECTRONICS CORP.**  
LONG ISLAND CITY, NEW YORK 11103

The entire system consists of the electronics/changer package comprising the Garrard changer—equipped with a magnetic cartridge—in a neat cabinet, with the panel at the front mounting the dual controls for bass, treble, balance, and volume, and the input selector switch on the lower anodized aluminum portion. To their right are four push-push buttons for loudness, mono, tape monitor, and power. Still further to the right is the headphone jack. The upper half of the front accommodates the dial scale behind a very dark plastic window, the tuning meter, and the tuning knob. Aux and tape inputs plug into pairs of phono jacks on the back, with another pair for the tape output. The 15-foot speaker cables plug into 5-hole sockets on the back, and a pair of fuses in the speaker lines and the power-cord inlet are also on the rear panel.

The tuner section uses one FET and two bi-polar transistors in the front end, followed in turn by a  $\mu A703$  IC i.f. amplifier, a ceramic filter, and a CA-3043 IC as a combination high-gain i.f. amplifier, limiter, FM detector, and audio preamp driver. The MPX circuitry is contained in one MC-1504 integrated circuit which controls the stereo indicator lamp and puts out the two stereo signals which pass through a pair of de-emphasis networks to the bases of the emitter-follower output stages of the tuner section.

The AM section employs three transistors and one IC, and the built-in rod antenna will usually suffice for urban locations. The FM input is designed to accept a balanced 300-ohm line or an unbalanced 75-ohm line.

The preamp/tone control section performs all the usual functions of amplifying, equalizing, and controlling, and feeds out to the motion-feedback board, and thence to the power amplifier/power supply section.

Power output was measured at just under 40 watts (R.M.S.) with both channels driven—more than adequate for most requirements.

It is not often that such excellent specifications are offered for a "compact" system, nor is it often that speakers of such small dimensions are capable of providing an overall acoustic response to below 50 Hz and above 18,000. And even if the FM characteristics are claimed to be what these are, it is not usual to find that the performance meets the specifications. One does not normally expect to find the tuner in a compact system to have a sensitivity of  $1.85 \mu V$  IHF. But then, the Landmark 100 is not a usual piece of equipment. C.G.McP.

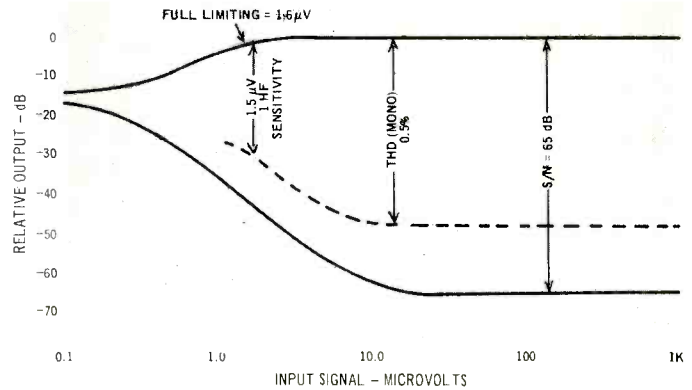


Fig. 2—FM characteristics.

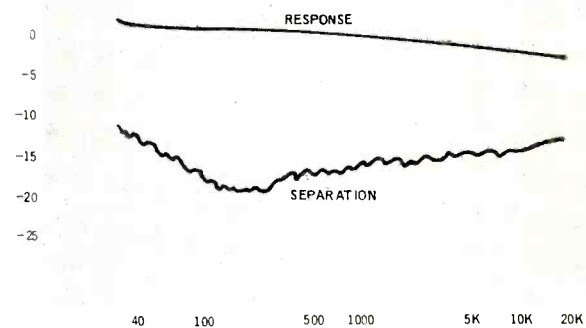


Fig. 3—Phono performance.

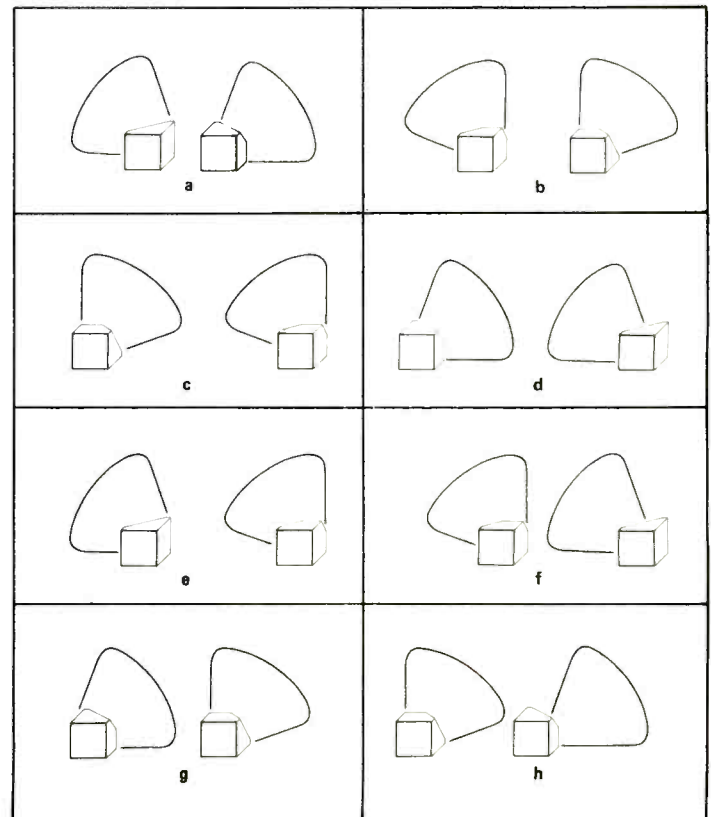


Fig. 4—Showing choice of stereo reflective patterns.



# HEARD THE LATEST?



- 4-track, 2-channel stereo
- All-silicon transistor pre-amps
- Pause control
- Digital counter
- Dual VU meter
- Fast winding
- Automatic stop at end of tape
- 0.2% wow and flutter (RMS)
- Frequency response: 40 to 12,000 HZ
- S/N ratio: 45 dB or more
- Crosstalk: 40 dB between adjacent tracks at 100 Hz
- Microphone optional

**A-24**

This is what happens when a big name thinks small. It's the TEAC A-24, and it's making cassette history. This deck is powered by a unique hysteresis synchronous outer rotor motor for compact convenience, powerhouse performance. And it comes complete with all the craftsmanship it takes to make a TEAC.

More exclusive features: a special end-of-tape sensing circuit which not only stops the cassette, but completely disengages the mechanism – releasing pushbuttons, pinch roller and idlers – to avoid "flats" and deformation of critical drive components. Two specially-designed heads for outstanding frequency response. Just about the lowest wow and flutter that ever came out of a cassette.

Of course, no sound system is really complete without cassette capability. So if it's time to round out your equipment, it's time to sound out our A-24.




**TEAC**

TEAC Corporation of America • 2000 Colorado Avenue • Santa Monica, California 90404

Check No. 71 on Reader Service Card

## Empire 1000 ZE Stereo Phonograph Cartridge



### MANUFACTURER'S SPECIFICATIONS:

**Frequency Response:** 4 to 40,000 Hz. **Output Voltage:** 5.0 mV; **Channel Separation:** 35 dB; **Tracking Force:** 1/4 to 1 1/4 gms.; **Stylus Tip Size:** 0.2 x 0.7 mils; **Weight:** 7 gms; **Price:** \$99.95.

Phonograph cartridges are getting more and more expensive—and at the same time, better. The 1000 ZE is the top-of-the-line model of the Empire line, which ranges in price down to \$24.95 for the lowest priced conical-stylus unit. There are many good cartridges on the market, and most of them will give satisfactory performance on average equipment. It is when every other element in the reproduction chain is of the highest quality that performance differences between cartridges become apparent. The 1000 ZE has a user-replaceable stylus, protected by a hinged cover so you don't have to worry about damaging the stylus when you take it down to the dealer's to check the stylus tip—and for this transporting, we recommend a 35-mm film can, with possibly a few layers of paper rolled inside to fill up the voids.

The cartridge consists of four coils, disposed 90 deg. apart and wired so as to be hum-bucking to any external fields. The two pairs of coils are each wired in series to give this effect. The cores of the four coils are brought out to four equally spaced pole pieces, and two magnets are placed so as to induce fields which are varied by movement of the stylus "bar." (The term "bar" is used since it is the usual term used to describe the structure on which the stylus is mounted, but when the bar is a hollow tube one thousandth of an inch thick, the word is hardly appropriate.)

The armature, integral with the stylus bar, moves within the fields of the four pole pieces. It is the third of the three magnets in the cartridge. Technically, each pair of coils has a d.c. resistance of 1170 ohms and an inductance of 700 mH, and each channel—consisting of two coils—is designed to work into the usual load

of 47,000 ohms found in most preamps, integrated amplifiers, and receivers. Output signal from each channel measured at 1.18 mV/cm/sec. (which means 1.18 millivolts for a stylus velocity of 1 centimeter per second). The figure of 5.0 mV in the specifications is not shown relative to any particular stylus velocity, but is presumed to be at the standard velocity of 3.54 cm/sec for stereo grooves, or 5.0 cm/sec for mono. We actually measured an output of 4.2 mV for a stylus velocity of 3.54 cm/sec, and for comparison purposes we converted it to the output in mV/cm/sec.

The entire cartridge structure is molded in plastic, then covered with a mu-metal shield to further eliminate the effect of external hum fields, of which there are likely to be many around phonograph motors and in proximity to power transformers in receivers and amplifiers.

Frequency response measurements were made on the cartridge with a continuous curve-plotting instrument, and results are shown in Fig. 1. The CBS STR-100 record was used, covering the range from 40 to 20,000 Hz. The range from 500 to 50,000 was obtained in a sweep from the CBS Wide Range Pickup Test Record, and outputs below 40 Hz were obtained from the frequency-step section of the invaluable STR-100. Crosstalk measurements were also made with the same record over the range from 40 to 20,000 Hz. Square-wave photos, made from CBS STR-100, are shown in Fig. 1. For these photos, the pickup was fed into a Dynaco SCA-80.

Response was found to be within  $\pm 0.5$  dB from 20 to 6000 Hz, drooping to -1 dB at 15,000, then rising to a big peak of 1.5 dB at 21,000 Hz, then dropping off to 10 dB down at 30,000 Hz. Measured crosstalk ranged from 15 dB at 20 Hz to 26 dB at 100 Hz and remaining in that

vicinity past 10,000 Hz, when it began to decrease, reaching a separation of 20 dB at 20,000 Hz. Both channels were as nearly identical as possible—at least well within 0.5 dB.

Using the CBS STR-110 record to check IM distortion, we came up with 1.8 per cent for the +9 dB level of lateral IM signal consisting of 200 and 4000 Hz, and a figure of 6.6 per cent for vertical 200/4000 at +6—the two conditions we have selected to use as standards. Since there are five bands of 200/4000 lateral, five bands of 400/4000 lateral, and three bands of vertical IM signals—all at different levels, we do not feel that space would permit listing all.

While the measurements would satisfy any group of test equipment, the real test is in listening, and here we were agreeably surprised—the listening proved that instruments don't lie. While we can't claim that we played every record in our fair-sized collection, we do claim that we played about thirty of the ones we usually break out for cartridge tests. Reproduction was exceptionally clean, with good separation and the kind of clarity one always hopes for. Smooth clean strings, crisp brasses, and solid lows were all evident throughout the listening. Separation was most evident in choral material and in our favorite opera recording—the Angel "Bartered Bride." Tracking was consistent on the 598 as low as 1/4 gram, although it took the more common 1-gram stylus force on another turntable for reliable operation.

Like they say—you are apt to get what you pay for—and if your budget will stand for the cost of a 1000 ZE, we suggest you try it. And again, ungrammatically, like they say in discount-store ads, "You'll be glad you did." C.G.McP.

Check No. 72 on Reader Service Card

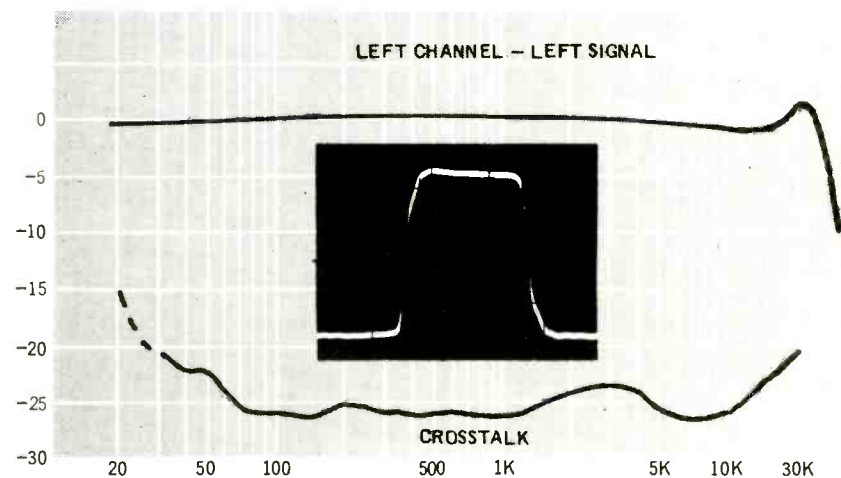


Fig. 1—Showing frequency response, separation, and square wave.

# CAN YOU GUESS

WHICH FACTOR IS MOST RESPONSIBLE FOR THE LEADING POSITION OF THE BOSE 901 DIRECT/REFLECTING™ SPEAKER SYSTEM?

IS IT:

## 1 The Rave Reviews?

(Circle the number at the bottom of this page on your reader service card for complete reprints of the seven reviews and a list of BOSE dealers in your area.)

## 2 The 12 Years of Research? — research that went

beyond the collection of graphs and numerical data into the basic problems of correlating the perception of music with speaker design parameters.

(Copies of the Audio Engineering Society paper 'ON THE DESIGN, MEASUREMENT AND EVALUATION OF LOUDSPEAKERS', by Dr. A. G. Bose, are available from BOSE Corp. for fifty cents.)

## 3 The Sound of Music Through the 901?

(Enjoy it at your nearest BOSE dealer or in the more comfortable surroundings of your friend's home.)

## THE ANSWER:

(AS INDICATED BY CUSTOMER SURVEYS)

The research made it all possible and the rave reviews cause people to listen to the BOSE 901. BUT, the surveys show that the sound of the 901 is, by far, the major reason that owners of large and small speakers trade for the 901 and that newcomers to stereo select the 901. That's how it should be — you are not buying reviews or research the relevance of which rests completely upon the 901's ability to produce music with a fidelity that you will immediately recognize as superior. You are buying sound.

LISTEN TO THE BOSE 901 IN DIRECT COMPARISON WITH ANY OTHER SPEAKERS, REGARDLESS OF SIZE OR PRICE. YOU WILL ONLY APPRECIATE WHY WE MAKE THIS REQUEST AFTER YOU HAVE MADE THE EXPERIMENT.



Bose 901  
DIRECT/REFLECTING™  
Speaker System —  
S476 the Stereo Pair,  
including Active  
Equalizer. Slightly  
higher west and  
south. Walnut  
facing and  
pedestal base extra

You can hear the difference now.

THE **BOSE** CORP.®

East Natick Industrial Park Natick, Massachusetts 01760



# Classical Record Reviews

EDWARD TATNALL CANBY

**Julian Carillo: Mass for Pope John XXIII (1962).** Chorale des Professeurs de Musique de la Ville de Paris, Blot. **CRI SD 246 stereo (\$5.95).**

Did *this* record ring bells when it came in. Back in the early thirties I owned a 78-rpm disc by this very man, a Mexican experimentalist who had invented *quarter tones*. Divvy up the ordinary scale into lots and lots of notes, very close together. He wrote music, to show off the system. The bits of his "Prelude to Christopher Columbus" I remember all too well. It was in D Minor, and various instruments sort of went up a fire-siren scale, then came back down again. Period. The quarter tones tended to blend together; the "harmony" just stayed still. Absolutely *nothing* happened, except the fire sirens up and down in D minor—so I remember it.

Here, many years later, is the celebrated Carillo, in his eighties, writing an impassioned and super-Romantic Mass for the good Pope. In quarter tones. It is *sung* in quarter tones, for two whole LP sides, by the assiduous Professors of the City of Paris, who obviously would sing twenty-seventh tones if you asked them to.

The work, to be sure, is a lot more sophisticated than the bits of "Columbus" thirty-plus years ago. It is very much in the late-Romantic Church tradition of the Mass, maybe out of Bruckner & Co., which is in its favor. But the elements that are interesting in this long piece are, to my ear, precisely those which are *not* microtonal: a fair amount of simple counterpoint and some good word setting, all in a timelessly old-fashioned style of Romantic expression.

The microtones? You play this and your turntable seems to develop problems. The voices keep slithering downwards, as though the a.c. were lagging. Or slithering up, as though the power were being restored.

Yep, the same old tricks. Fire-siren scales or rather, slides, slowly down (quarter-step by quarter-step) or up. Groups of notes repeated, a quarter-tone lower each time, just to show you how it works. Chords that slowly turn inside out, fire-siren up and down at the same time. All *extremely* sea-sick! A fine demo of the sound of quarter-tones. But what else?

Musically very little else. Yet behind all the groans and slitherings and sea-sick gasps there is, of course, sincerity and feeling—the old man really did feel strongly about Pope John, and wanted to say so in his music. Which, alas, does not make it any better.

For my ear, of course. If you want to disagree, by all means try for yourself. All you have to do is sit down and listen to the whole Mass, two complete LP sides of groans and gargantuan sighs and sliding fire-siren pitches.

*Performance:* A+ *Sound:* B

**Marie-Aimee Varro. (Liszt, Dvorak, Schumann, Smetana). Orion ORS 6912 stereo (\$5.98).**

Here's that fabulous lady pianist again (and I can't find her earlier disc, no longer listed as available). Mystery. She looks young in her photo but she studied with Sauer, who would be 108 now if he hadn't died in 1942, and with Alfred Cortot, whose centenary is coming up soon. She is a direct inheritor of the Liszt piano tradition though she didn't quite make it to study with the old man himself.

Whatever her age, I'm here to say she is a fabulous pianist and musician of the old sort, who tosses off the music of the sparkling nineteenth-century pianistic geniuses with aplomb and, what's more important, good sense and utter naturalness. Listen to this gal—and then try some of our silly whiz kids, the kids with the fast fingers! No comparison.

Miss Varro, if I guess rightly, has based

herself in Canada and makes her recordings at home, on some elderly species of piano with precisely the right tone for the music, and no great hassle that a few of the notes are out of tune on it. She was on another label, before; evidently the tapes are sold around.

On this record you get the six Liszt Transcendental Etudes based on Paganini, plus super-brilliant pieces by the three other composers—a Dvorak grand Waltz, a stunner by Smetana "On the Seashore" which I'd swear was by Liszt himself, and an early Schumann, the Toccata, Op. 7.

*Performance:* A *Sound:* B+

**Choir of St. John's College, Cambridge, (Music by Bairstow, Britten, Howells, Ireland, Orr, Tippett, Vaughan Williams, Walton) dir. George Guest. Argo ZRG 5340 stereo (\$5.95).**

You'll listen to this with one of two thoughts resulting. (a) How dreadfully stuffy and conservative is this semi-"modern" British church music, from big and middling names; (b) how secure is the British church tradition, whereby today's composers can write, straight out of the last three centuries, music that fits ineffably into traditional services as though time had scarcely moved on.

This last, of course, is the whole idea. Tradition, permanence, change only in an unobtrusive way. All of this music was written not for you and me but for the English church itself—for practical use in the Anglican service. One can object, but not complain, if you see what I mean.

Actually, the range of expression is decidedly varied, within the strict "parameters" of the situation. A good deal is out of the more bombastic late nineteenth century but there is plenty of a more sophisticated earlier lineage, back to Purcell and Byrd; and some genuine modern of sorts. Quite some hi fi effects, too.

*Performance:* A- *Sounds:* B+

**Purcell: Music for the Chapel Royal.** Soloists, Choir of St. John's College, Cambridge, Academy of St. Martin-in-the-Fields, Guest. **Argo ZRG 5444 stereo (\$5.95).**

**Purcell: Ayres. Deller Consort. RCA Victorla VICS 1506 stereo (\$2.49).**

Astonishing how much music Purcell wrote, back in seventeenth century England, now that it is being put back into production for actual listening. Few of us will have heard any of the fourteen

(Continued on page 77)

# we want to send you the entire inventory of the world's largest record store!.....

Tens of thousands of discounted popular and classical catalog listings. A challengingly large record and tape selection. Write...we'll respond, with volume.



- NO MEMBERSHIP FEE
- NO MINIMUM PURCHASE

The world's largest record store now provides the widest selection, greatest savings, and speediest delivery.

We are not a record club, but a mail order service which allows you to purchase as many or as few of the records you want without obligation.

Purchase only the records you want, when you want them.

- Order records from the Schwann catalog, any label, and receive a minimum 30% discount.
- Special offers, like those listed here, save as much as 60%.
- Mailing fee only 50c per order—  
not per record.
- 25% discount off catalog price or all reel tapes. \$1.00 per tape discount off catalog price on 8-track and cassette tapes.
- Orders receive immediate attention.

## SAVE ON VALUES SUCH AS THESE...

### CAPITOL—Light Classic \$1.75 STEREO

- ESPANA—"Bolero," "Capriccio Espanol," etc. Hollywood Bowl Symphony Orch. SP 8357
- THE SOUND OF WAGNER—Magic Fire Music, Ride of the Valkyries, etc. Eric Leinsdorf conducts. SP 8411
- HOUSE OF THE LORD—"The Lord's Prayer; Ave Marie; Were You There," Roger Wagner Chorale. SP 8365
- GYPSY—"Dark Eyes," "Two Guitars," etc. Hollywood Bowl Symphony Orch. SP 8362
- RHAPSODY UNDER THE STARS—"Spell-bound Concerto," "Hungarian Rhapsody No. 2," Leonard Pennario/Hollywood Bowl Symphony Orch. SP 8494
- RIMSKY-KORSAKOV—Scheherazade. Eric Leinsdorf cond. SP 8660

### POPULAR HITS \$2.69 EA.—2 FOR \$5.00

- JUCY COLLINS/Reflections EKS 74355
- BILL COSBY/Is A Very Funny Fellow W 1518
- PETER, PAUL AND MARY/Album 1700 WS 1700
- BLIND FAITH SD 33-304
- HEPB ALPERT/Ninth SP 4134

### CASSETTES \$3.88

- LOU RAWLS/Feelin' Good 4xt 2864
- HOWARD ROBERTS/Spinning Wheel 4xt 336
- GEORGE SHEARING/Fool On The Hill 4xt 181
- NANCY WILSON/Today—My Way 4xt 2321

### 8 TRACK \$3.88

- FRANK SINATRA/No One Cares 8xt 1221
- GEORGE SHEARING/Shearing Touch 8xt 1472
- AL MARTINO/I Love You Because 8xt 1914

### REEL-TO-REEL \$19.88

- BEETHOVEN/The Nine Symphonies (Complete)—Otto Klemperer cond. Philharmonia Orchestra. ANG. Y8S 3619



**ROSE DISCOUNT RECORD STORE**  
214 S. Wabash Ave.  
Chicago, Ill. 60604

- Enclosed is \$\_\_\_\_\_ for records I have checked plus 50c for handling and shipping.
- Enclosed is 50c for the Schwann catalog listing over 25,000 selections.
- Enclosed is 40c for the Harrison tape catalog.

Name \_\_\_\_\_  
Address \_\_\_\_\_  
City \_\_\_\_\_ State \_\_\_\_\_ Zip \_\_\_\_\_

A11

Check No. 75 on Reader Service Card

# Canby's Capsules...

TITLE	CONTENT	SOUND
<p><b>CLASSIC ORGAN</b></p> <p><b>Bach Newman.</b> (Anthony Newman plays J. S. Bach.) <b>Columbia MS 7421 stereo</b> (\$5.98).</p> <p><b>Fenner Douglass at St. Mark's</b> (Seattle). <b>St. Mark's Cathedral ASR 1140 stereo</b> (No addr. given).</p> <p><b>Works of Georg Bohm and Johann Pachelbel.</b> Lawrence Moe. <b>Cambridge CRS 2514 stereo</b> (\$5.98).</p> <p><b>The King of Instruments. Ronald Arnatt.</b> (Brahms, Bach, Arnatt, Sowerby). <b>Aeolian-Skinner AS 323 stereo</b> (\$5.98).</p> <p><b>Organ Works of Pachelbel.</b> E. Wm. Brackett. <b>Optic OR 370 stereo.</b> (Optic Recordings, 101 Dover Rd., Glen Burnie, Md. 21061)</p>	<p>The harpsichorgan whiz-kid is back, hi-powered as ever. Fabulous technician. Plays almost everything twice as fast as ordinary organists. Bach loses pounds! Exciting, yet not warm nor relaxed; I miss a bit of contemplation now &amp; then. Even so he is a good influence; there's too much stuffy Bach still around. Older pros are going to groan and probably should.</p> <p>This "private" (church) label offers fine music, top recording. Douglass is good—a splendid sense of style, in Bach, Cesar Franck, and French Baroque (Du Mage), imaginative, lively, well-phrased, with the contemplation so lacking in Newman. Sharp, contrasted colors, perfect for each type music. How to buy? Dunno. My letter was returned. The mailman doesn't go to church.</p> <p>Fancy new Fisk organ (1967) in the stuffy Harvard Chapel, but Moe's thoughtful, musical playing of these old composers makes up for it. Just right and a fine disk, if not spectacular.</p> <p>Ah—big sound! What an ambience. A cathedral (St. Louis) and it is all lovely space, via a 1965 A/S organ. Arnatt plays traditionally church, but he is good. The Bach, a bit heavy, is well registered and moves impressively. The Arnatt &amp; Sowerby is organists' stuff, the pro at work for the other pros. I miss the lively, raw colors of more specifically oriented organs.</p> <p>More Pachelbel—here on an "ordinary" or traditional church organ, all-electric. Mr. Brackett knows how to get good music out of it even so. He has a fine ear for this German middle-Baroque. I found it quite lively, and tastefully done. Not all the good organists are famous! An especially good selection, too.</p>	<p>A new Noack organ (1969), in Worcester, Mass., nice, clean instrument if in rather dead acoustics, well enough recorded by Columbia.</p> <p>Superior sound in a fine big ambience, spacious but never blurred. (Eng. Glenn D. White.) The three contrasting styles are well differentiated—imagine Franck on a "Baroque" organ! This Flentrop does it.</p> <p>Cambridge's carefully limited LP output is always a "labor of love"—you can hear it this solid quality sound.</p> <p>This is a great big organ of the now-familiar A/S sort, built to take care of Everything and (for my ear) falling somewhere in between, without much character. (Tops for its realistic purpose, though—which was <i>not</i> to make recordings.) The sound here is a bit distant (cf. above recordings) but clear enough for musical sense in detail. I'd call it chaste.</p> <p>This is a relatively small organ (Casavant, 1966) in a smallish Maryland church with somewhat hard, short-reverb acoustics. But the recording has an excellent sound, somewhat intimate but expansive enough in the loud <i>forte</i> passages. Louis Mills is the engineer in charge.</p>
<p><b>Simon Preston</b> (Reubke; Reger). Recorded in Westminster Abbey. <b>Argo ZRG 5420 stereo</b> (\$5.95).</p>	<p>Well, well—an old-fashioned roarer! Straight out of Westminster Abbey, with a batch of roar/whisper music to match. This British whiz-kid (32) has turned out umpteen records, a mod mirror of the 100% British tradition, and not a Baroque "screaming whistle" to be heard. It's all—even Bach—done in a style of maybe 1905, but louder and tougher. He's brilliant, yet so far (youthful energy aside), totally unoriginal. But, then, British organists are a race apart. Like plenty of ours. A grand big sound, of course, from the 1905-style (1937!) Harrison &amp; Harrison organ. Wonder when they'll tear it out and install a classic number? Never, I'd guess. We must preserve the Abbey's 1905 character, after all . . . at least for awhile.</p>	

(Continued from page 74)

short "ayres" for small ensemble and the six larger works on these two complementary discs.

Until the revived principles of Baroque performance were generally accepted, most of this music was virtually impossible to perform with any sense. The old way of "modernizing" made hash of it—huge, mushy orchestral arrangements, draggingly slow speeds, stumbling, limping rhythms. All wrong. Now, we hear the music as a matter of course in the proper way, with original instrumentation, a brisk and natural range of speeds, and the correct altered rhythms that take the "limp" out and add the right ornamentation. Makes all the difference!

Alas, one element is still mostly unreformed—the solo voices. They offer the biggest impediment to sense in both these excellent records, in spite of the fine musicianship displayed. Just not the right kind of voices. Big, fat, wobbly, operatic-type instruments, trained for heavier, slower music and for enormous power; whereas the Purcell musical lines obviously require a wholly different vocal technique—light, flexible, accurate, able to sing fast "runs" and quirky rhythms with the accuracy of the accompanying instruments. The solo voices in both these records sound like bulls in china shops under the strain of singing the elaborate vocal lines—vast garglings, groanings, choking noises, the actual sense of the music often merely approximated.

Course all this is perfectly normal for today's English Baroque performances, vocally speaking, and I only make the point that we've a long way to go before the solo voices match the present instrumental forces in sheer intelligibility.

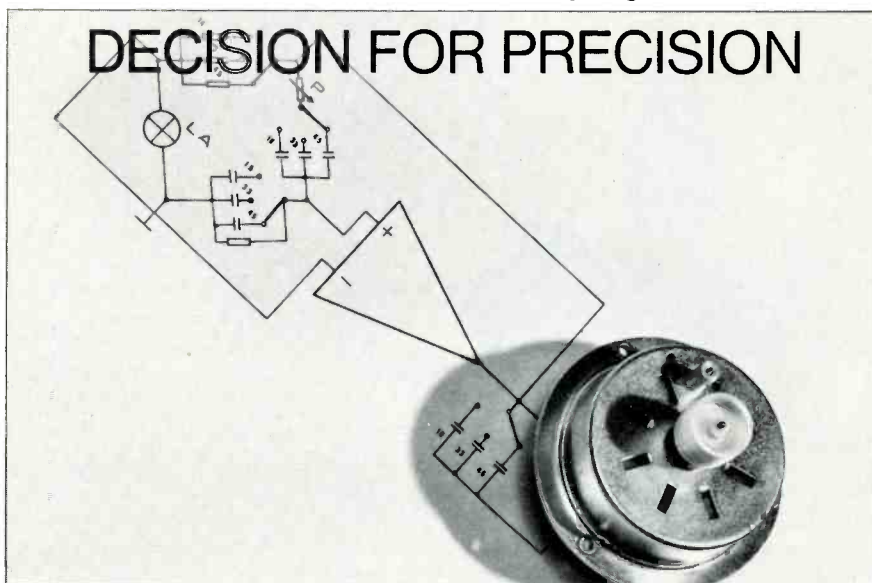
On the St. John's recording of larger works with solos, chorus, and orchestra (for the Royal Chapel), the Choir with its boys' voices makes a fine sound and at least two of the solos are really right—a boy soprano and a high countertenor. The others boom and gargle. Alfred Deller is the Original countertenor (as to international rep) but his singing is now so mannered that one hears more Deller than Purcell, even though Purcell, too, was a countertenor and no doubt sang the very same music himself. Deller's associates, as usual, are of the big, wobbly-voiced kind, though very musical. The "ayres" are solo pieces with continuo and, quite frequently, pairs of recorders, a lovely accompanying sound. If you are at all conversant with Baroque you will be able to hear "past" the wobbles etc. into the gorgeous sense of the music.

Performances: B+; B    Sound: B; B

## Thorens TD-125 3-Speed *Electronic* Transcription Turntable



There's no room for compromise when you build the world's finest transcription turntable. And that's exactly what the Thorens TD-125 is. But then, you always expect the finest from Thorens. And you get it.



Decisions... decisions... and Thorens has made all the right ones with the TD-125. Take the vital area of motor rotor speed control. It must be precise, or Dance of the Hours can sound like Danse Macabre. Thorens' solution — a Wien bridge transistorized oscillator whose frequency can be varied precisely to change the speed of the rumble-reducing 16-pole synchronous motor. And, if you want to correct the speed (or pitch), you can make instant finite adjustments and monitor them on the built-in stroboscope.

Check these additional features: 3 speeds (16<sup>2</sup>/<sub>3</sub>, 33<sup>1</sup>/<sub>3</sub>, 45 rpm)... 16-pole belt-driven synchronous motor... Low (a few hundred rpm) motor rotor speed for rumble-free listening... Tonearm mounting incorporated in shock mounting of platter... Interchangeable tonearm mounting board... Controls independent of shock mounting... Dynamically balanced 7 lb., 12-inch, non-magnetic platter for low wow and flutter... Self-lubricating bearings...

The World's Finest Transcription Turntables

# THORENS

Thorens-Franz AG., CH 5430 Wettingen, Switzerland  
U. S. Distributor: ELPA MARKETING INDUSTRIES, INC., New Hyde Park, N. Y. 11040

Check No. 77 on Reader Service Card



RICHARD FREED

**M**ARILYN HORNE is the unifying factor in three recent London releases, two of which may be said to constitute a compound reissue: the Sutherland *Norma*, originally released by RCA five years ago (now London three-disc set OSA-1394, \$17.94), and a disc of Sutherland-Horne duets from the Bellini opera and Rossini's *Semiramide*, both sides of which (OS-26168, \$5.98) are drawn from the respective complete recordings. The really new item is Gluck's *Orfeo ed Euridice*, essentially a preservation of last year's exciting Covent Garden production conducted by Georg Solti (OSA-1285, two discs, \$11.96). All of these are more than attractive—downright fascinating, in fact—but, while enormously satisfying in their own right, neither the Gluck nor, more certainly, the Bellini strikes me as a clear-cut first choice among recordings available now, and the Rossini duets serve best as a reminder of the not inconsiderable pleasures afforded in the three-disc set from which they were extracted (OSA-1383, \$17.94) or on the full disc of excerpts from that set (OS-26086, \$5.98).

The new *Orfeo* from London brings to a total of seven the number of recordings of this marvelous work listed in the current *Schwann Catalog*, but, to a

greater or lesser degree in each case, these represent a half-dozen *different operas*—even if we disregard the faded old Urania set conducted by Arthur Rother, with Margaret Klose, Erna Berger, and Rita Streich. On Philips World Series we have a phony stereo reissue of Hans Rosbaud's splendid account of the French version, substantially abridged and with a tenor as Orpheus (Leopold Simoneau). On Deutsche Grammophon Karl Richter conducts a revision of the original Vienna version, in Italian but with a baritone Orfeo (Dietrich Fischer-Dieskau). All the others are sung in Italian, and with altos as Orfeo, yet still substantially different from each other in content.

Vaclav Neumann conducts the original Vienna version, with no additions, on Angel, with Grace Bumbry as Orfeo. Renato Fasano, on RCA, gives us the Berlioz-Saint Saens Paris version complete, with Shirley Verrett as Orfeo; this is the only current recording to include *all* the ballet music, which is quite extensive. For his Vanguard recording, with Maureen Forrester as Orfeo, Charles Mackerras chose the original Vienna version plus the two best-known dance numbers and a single aria from the Paris version; what makes the Vanguard set unique is that Mackerras, an old baroque hand, has prepared his own edition of the score, in which vocal and instrumental ornamentation is actually written out and is quite elaborate.

What Solti conducts on London might be described, for the sake of expediency, as the same material Mackerras uses, but with far less ambitious efforts in the way of ornamentation; more accurately, it is the same as Fasano's, but without all that ballet music (a little more than Mackerras includes). In any event, what makes *this* set unique, textually, is the inclusion of the aria "Addio, o miei sospiri," sung by Marilyn Horne at the end of Act I. This aria was not even composed by Gluck, but comes from *Tancredi*, an opera by Ferdinando Bertoni, a forgotten contemporary who also composed an *Orfeo*, using the same Calzabigi libretto immortalized by Gluck.

Well, now, once all these differences are itemized, do they really make that much difference? Surely it does make a difference to hear a tenor or baritone as Orfeo instead of an alto, or to hear the work sung in French instead of Italian. I would rule out the Rosbaud and Richter sets, together with the old Rother, and I must say that Neumann's, too, despite Grace Bumbry's superb singing, is definitely on the dull side, in terms of both performance and sound. The real contenders, I think, are

Mackerras (Vanguard Bach Guild BGS-70686/87, two discs, \$11.96), Fasano (RCA LSC-6169, three discs, \$17.98) and the new Solti—and these three happen to contain some of the most conspicuous textual differences with each other.

The easiest judgment to make is that the orchestral contribution under Solti is far and away the best to be heard in any of these sets. Solti's interpretation is fiery but beautifully controlled, giving wonderful life to the Overture and abundant drama to the Dance of the Furies without ever being hard-driven. In terms of tempo, there is no lack of relaxation where called for, but the slightly brisker-than-usual pacing of the great "Che farò" seems ideal, making the other performances almost a bit sluggish by comparison.

There is nothing really sluggish, of course, in any of these three sets, and both Maureen Forrester and Shirley Verrett sing that great aria quite beautifully. Forrester, however, for all her magnificent voice and genuine musicality, is the least convincing dramatically, and many listeners, I'm afraid, will be put off by what Mackerras has attempted, will find the ornamentation overdone in "Che farò," for example. Marilyn Horne also knows a thing or two about ornamenting, but displays this skill less conspicuously, giving her most notable demonstration in "Chiamo il mio ben" in Act I. Shirley Verrett, who essays few embellishments in any of her arias, is nevertheless the most appealing Orfeo of all, both dramatically and musically. How poignant her pleas to the Furies, how noble the line in "Che puro ciel!" Horne shows no lack of nobility, but her more declamatory approach does minimize any effect of poignancy. Even in "Che farò," she is more "majestic" than tender. But also, in considering "Che puro ciel," how Solti's handling of the orchestra tells, particularly in the exquisite blend of winds and voice at Horne's entry!

All in all, Fasano has the strongest trio of singers. Anna Moffo is quite the finest Euridice, while Solti's Euridice, Pilar Lorengar, simply does not give the sense of smoothness and assurance one gets from Moffo and, to a lesser but still satisfying degree, from Teresa Stich-Randall on Vanguard. Both Judith Raskin, on RCA, and Helen Donath, on London, are first-rate as Amor, and Hanny Steffek on Vanguard is only slightly less persuasive.

If a conclusion may be drawn from these brief observations, it is that the London *Orfeo*, even with Miss Lorengar trailing the rest of the team, is probably the safest bet. Solti's approach is compellingly theatrical and thoroughly musi-



cal, all elements beautifully balanced, and the sound is well up to the London standard. But a "safe bet" is generally a compromise, and that is what this set is—for those who can't go along with Mackerras's embellishments or who find all that ballet music in Fasano's set a bore (or simply too expensive). Others will be enchanted by the Mackerras edition, and still others will happily pay the additional cost of the Fasano in order to have every note of the ballet music—and the incomparably moving performance of Shirley Verrett.

There are textual differences in various performances and recordings of *Norma*, too, but they amount to much less than those already observed in the case of *Orfeo ed Euridice*. The Sutherland-Bonyngé recording was a handsome thing when RCA presented it in 1965, and is certainly no less enjoyable now, remastered by English Decca and pressed in England. Handsome as it is, though, one must regret that Joan Sutherland was not given an opportunity for a remake instead of having this *Norma* reissued, for in the intervening five years she has made much more of the role (and Bonyngé has probably developed his contribution further, too).

Dealing with what *is*, instead of what might have been, I can only say that Callas gets my vote for *Norma*, hands down. It was always one of her best roles, and in this case her later, stereo recording (Angel SCL-3615, \$17.98) is so generally superior to her earlier one that one wonders why the men in the Capitol Tower bothered to reissue the earlier one (Seraphim IC-6037, mono only, \$8.94). In both recordings, however, Callas scores over Sutherland, not only in terms of dramatic urgency, as one might be prepared to concede, but also in terms of sheer beautiful sound. Sutherland's sound has become even more enticing, and Callas's less so, since these recordings were made, but that can hardly affect what is already in the grooves, any more than Bonyngé's capable direction may be compared with the authoritative conducting of the late Tullio Serafin (who did both the Callas *Normas*). And Callas is a tigress, for sure.

Marilyn Horne seems to take a bit to settle into her role as Adalgisa, which she would not have to do today; one ought not to make too much of this, though, for once she gets going she is, as always, pretty glorious. (For all I know, the first act may actually have been recorded last. In any event, it is a good feeling to be able to observe that a Sutherland or a Horne five years ago was not what she is now, instead of complaining that she ain't what she used

(Continued on page 82)

## *They laughed when I started hooking up my own public address system,*



## *But oh, when it started to play!*

"And ouch, when they heard how much money I saved installing it myself. With just pliers and screwdriver."



"University Sound supplied everything — all pre-matched and pre-engineered. Speakers, amplifier, cables, wires, microphone, turntable — all I did was hang the speakers and hook 'em up. And it all worked perfectly the first time."

"It's called 'TCS'. Totally Coordinated Sound. University makes it available for thousands of applications, from churches to restaurants, office buildings to lumberyards."

Just walk in to your University dealer, tell him what you need it for, and walk out with the world's finest public address system.

Only University Sound — the world's largest manufacturer of public address equipment — could do it. They've got a system for every situation, including yours. If you need a public address system, or you know someone who does, write for our free booklet: "How to Install Your Own Public Address System with Pliers and Screwdriver".



**UNIVERSITY<sup>®</sup> SOUND**  
A quality company of LTV Ling Altec, Inc.  
P.O. Box 26105 • Oklahoma City, Oklahoma 73126

Check No. 79 on Reader Service Card



## WE GUARANTEE YOU'LL GET STONED!!!

At last Electro-Harmonix has developed a device that can literally get you stoned electronically. This revolutionary accessory, the **STEREO PULSE MODULATOR** can be conveniently attached to any stereo system be it components, console or a compact set.

Two pulses of existing music are continuously re-generated per channel, each with a separately adjustable speed and volume control. It is the mix of these 4 pulses with their intermittent beat frequencies that will give you a new high or reinforce one you already have.

The master volume control aids in balancing these stereo pulse pairs with your existing music.



(also available at your retail music or hi-fi store)

Every object and sub-object has a *resonant frequency*. The high achieved by the **STEREO PULSE MODULATOR** is a result of tuning in to your own resonant frequency.

All mail order sales (factory wired) are on a two week money back guarantee. We absolutely guarantee you'll get stoned using the **STEREO PULSE MODULATOR**. Buy it and try it. If you don't think it's the greatest return it for a full refund.

Enclose a check and Electro Harmonix will pay shipping. Or, if more convenient order C.O.D. for cost plus shipping.

**electro-harmonix** **WSQ**  
15 West 26th St., New York, N.Y. 10010

Please ship **STEREO PULSE MODULATOR**

- Enclosed is check for \$49.95 (factory wired)  
 Enclosed is check for \$29.95 (complete kit)  
 Please ship C.O.D.     wired     kit

NAME .....

ADDRESS .....

CITY ..... STATE ..... ZIP .....

Check No. 80 on Reader Service Card



**BERTRAM STANLEIGH**

### Recording Jazz

For nearly a year, now, evidence has been accumulating that the major record companies have lost interest in both classical and jazz recordings. Sales, they say, are down in both categories. Although they make fine noises about their dedication to the arts, their behind-the-scenes comments and their actions make it clear that the major labels are putting their money in those projects where the greatest market exists and giving short shrift to smaller markets.

Actually, jazz and classical sales have been making a modest gain in dollar volume. Their poor performance is only measured in comparison with the high percentage of the market that has been captured by rock and roll. It is all a matter of how you keep the books. Sales may be up in dollars, but they have dropped substantially in percentage points. Production costs are another matter, however. Whether you do your accounting in dollars and cents or in slices of the total pie, the costs of making recordings are way up. Not only are hourly rates for musicians up, but more important, the new multi-track recording techniques, that have done so much to expand the creative horizons of pop and jazz musicians, have increased recording time by as much as tenfold. Under these circumstances, even the most dedicated jazz enthusiasts must recognize that the old conditions, with scores of new LPs each month, can no longer prevail. And to some observers, the prospect of a more limited release schedule—with higher quality standards—would be not only an acceptable economy, it would be a highly desirable step toward the nearly forgotten standards that prevailed in the record industry before the arrival of the long-playing disc.

For new jazz releases, the long-playing format has had as many disadvantages as it has had conveniences. An artist was forced to come up with a dozen or so new performances for each platter, and the need for fresh releases at frequent intervals, to maintain proper public exposure, has meant that even some of the most creative of jazz musicians have committed many mediocre efforts to a medium that is designed for preservation of their most notable expressions. If the industry were to concentrate on waxing those performances that had been developed, polished, and perfected over a space of months or even years, it might miss some of the occasional lightning that strikes when normally unrelated super stars meet for a festival performance or studio date. But it would avoid the many disasters that have been perpetrated on the jazz-record-buying public during the last two decades.

Unfortunately the major record companies have not reacted to slow business by reducing output and improving product. They have simply curtailed all new recording and devoted their dwindling jazz releases to reissues of earlier material or recordings of rock that feature jazz artists. If the fate of jazz on discs were at the mercy of the major American labels, future prospects would be bleak indeed. Happily, there are several small organizations which make up in noble ambition what they lack in greed.

Just as European labels have taken over the American symphony orchestras that the major American labels have deserted, several small jazz labels have made an impressive stab at taking up the slack in new recording on the jazz scene. ESP, Arhoolie, and Delmark are three of the dedicated independent companies who continue to invest in new

recordings of creative jazz, and, as their competition from the majors diminishes, we hope that they will have the resources to take on the awesome responsibility of documenting the important achievements on the contemporary jazz scene. In the meantime, our major labels continue to define the enormity of their dereliction as they demonstrate the extent of their earlier documentary achievements by a glittering array of reissues ranging from the 1920's through the 1960's.

**Junior Wells: South Side Blues Jam**  
**Delmark Stereo DS-628**

This great session with blues singer and harmonica player Junior Wells is notable as the last studio recording by blues pianist Otis Spann. With Buddy Guy and Louis Myers, guitar; Earnest Johnson, bass, and Fred Below, drums, they present eight deeply-felt, soul-wrenching performances that have been accorded impeccable stereo engineering. Wells is a singer with a long, slow, heavily inflected line. No shouter, he gets the same anguished impact into his delivery with a quiet, almost hushed introduction to a phrase. Both in his singing and in his harmonica solos there is a quality of detached involvement with the central focus of Otis Spann's piano. It is stylish blues-making in the most direct and uncomplicated tradition.

**Earl Hooker: Hooker and Steve**  
**Arhoolie Stereo 1051**

The same Louis Myers who played guitar on the Chicago-made Junior Wells recording, turns up on harmonica on this West Coast recording with blues chanter, guitarist Earl Hooker. Steve Miller's electric organ and the electric bass of Geno Skaggs do much to give these eight numbers the atmosphere of the dimly-lit blues bar, and Hooker's brisk, bouncy delivery keeps everything moving at a pace that never flags. The good stereo sound is sufficiently atmospheric to add its own quality to this fine recording.

**Alex Moore—In Europe**  
**Arhoolie Stereo 1048**

Septuagenarian Alex Moore cut this disc in October, 1969 while on a European tour with the American Folk Blues Festival. Unassisted by other performers, he plays the piano in bright, barrelhouse fashion as he sings and whistles his way through eight of his own compositions. His funky, unflagging rhythm, spiced with generous bits of boogie have a fresh, vigorous sound and a sureness of touch that belie his years, and there is strength and control in the shouting delivery of his singing. The recording



## Studio-Tape Recorder Magnetophon M 10 A

Technical Highlights on magnetophon M 10 A with Amplifiers V 396/397.

Top model meeting highest demands in Radio and Television Studios.

- Extremely low changes in high frequency.
- Signal to noise ratio  $\geq 75$  dB.
- Electronic switch to compensation network.
- Amplifier with silicon-type transistors on plug-in circuit boards.

Why is magnetophon M 10 A the Tape Recorder used in all Studios of German Radio Stations? The answer: Top fidelity and reliability.

Please consult us; no obligation on your part.

Our address is:  
AEG-TELEFUNKEN  
Department for Technical  
Information  
775 Konstanz, Postfach 154  
West Germany



Studio-Tape Recorders by  
AEG-TELEFUNKEN

offers a somewhat distant voice pickup which makes it hard to catch the rather ribald lyrics of such numbers as *New Blue Bloomers Blues*, a piece Moore first recorded in 1929.

#### The Best of Charles Mingus

**Atlantic Jazz Anthology Stereo SD 1555**  
Reissues of five outstanding Mingus compositions in recordings dating from 1956 to 1961. Included are *Wednesday Night Prayer Meeting*, *Eat That Chicken*, *Hog Callin' Blues*, *Haitian Fight Song*, and *Pithecanthropus Erectus*. The last two numbers were originally recorded in mono and have been transferred in simulated stereo. While all of the sound is passable, the stereo originals do not sound substantially better than the mono-derived items. Everything has a slightly tubby quality. Except, of course, the Mingus ideas; for all their age, they are still fresh, vital, and retain their original urgency.

#### Lowell Davidson Trio

**ESP Stereo 1012**  
Recorded in 1965, this set of five numbers by Lowell Davidson, piano; Gary Peacock, bass, and Milford Graves, percussion, is a whole lot easier to grasp today than it was when it was cut. It still isn't the sort of bouncy claptrap for

mindless foot stomping, but it's a lot easier now to comprehend the relationship to one another of the three solo lines than it was when the *New Jazz* was getting started. For this listener, the performances are strong, atmospheric, constantly inventive, but unsettled. The music demands probing attention from the listener, but its rewards are limited. Sound is fine.

#### T'Other Little Tune

**ESP Stereo 1082**  
The result of two live sessions 22- and 12-hours long, these wholly improvised performances were coordinated by Alan Sondheim, who is heard on Moog synthesizer, prepared piano, trombone, jaltarang, Hawaiian guitar, dilruba, classical guitar, soprano sax, bass recorder, marimba, and melodeon. The other four performers contribute bits on the piano, flute, piccolo, drums, tabla, trumpet, tenor sax, Moog, and voice. A variety of mixers, a tape-reverb unit, a resonance chamber, guitar amplifier with tremolo, and a contact microphone were among the special bits of equipment that went into this session. As one might imagine, much of the result has the unworldly quality associated with science fiction background music, and many effects are prolonged beyond any possible

period of interest. There is nonetheless, an abundance of interesting sounds and ideas on this platter, and the overall result sounds much less calculated than this genre usually does.

#### Phil Woods and His European Rhythm Machine

**MGM Stereo SE-4695**  
Recorded at the Montreux Jazz Festival, saxophonist Phil Woods is heard with a permanently organized group consisting of George Gruntz, piano; Henri Texier, bass, and Daniel Humair, drums. They play Leonard Feather's *I Remember Bird*, Carla Bley's *Ad Infinitum*, Herbie Hancock's *Riot*, and Gruntz' *Capricci Cavaleschi* against a noisy festival background. It's all slickly professional, and the boys work smoothly together, but one wonders what the cheering is all about. The sound is certainly not out of anyone's top drawer. Æ

#### OPERA

(Continued from page 79)

to be!) Christa Ludwig may have seemed an odd choice for Adalgisa when the Angel set came out, but the choice was not so much "odd" as inspired: she is a magnificent complement (or foil, if you prefer) to Callas's Norma. John Alexander, who sings Pollione to Sutherland's Norma, and Richard Cross, the Oroveso in that set, are both energetic and accurate, but somehow rather bloodless; Franco Corelli and Niccola Zaccaria put more life into these roles on Angel.

Admirers of Sutherland and Horne may well want to have this London set and cherish it, even though there is less to admire in it than in today's Sutherland and Horne, but, for *Norma*-fanciers who are neither Sutherland fans nor Callas fans in particular, preference must rest with the Angel. Dedicated *bel canto* buffs may even want both versions, or may settle for the Angel set plus the London disc of the big duets. London's sound is brighter, but Angel's (vintage 1959) is perfectly adequate. Æ



“**results were excellent...**  
**a welcome addition to any system — even if your loudspeakers are above reproach.**”

*Audio*, June, 1970  
*Equipment Report*

They're telling it like it is! Because the SE-III Equalizer does what it claims for all speaker systems. Dramatically flattens and extends frequency response. For \$149.95 you can make no greater improvement to your stereo system. Price includes handsome oiled walnut cabinet. Ask your dealer for a demonstration today.


### SE-III STEREO LOUDSPEAKER EQUALIZER



*Elektra Amplidyne Research, Inc., P.O. Box 698, Levittown, Pa. 19058*

Check No. 82 on Reader Service Card

please  
write  
for a  
free



intro-  
ductory  
copy

WRITE YOUR NAME & ADDRESS HERE,  
CUT & POST THIS COUPON or write a  
separate letter to RECORDS AND RECORDING,  
75 Victoria St., London, SW 1, England.

name

address

city

state

AUDIO • NOVEMBER 1970

### "Now" Music

(Continued from page 85)

only in quality, to the jazz-rock successes of Blood, Sweat & Tears.

The longest tune (7:49) is "More Power to Ya," but the best is the first one, "Reach Out," which includes vocal, "Sabre Dance" excerpts juxtaposed with the hardest of rock, and a Coltrane-like experiment in jazz avant-gardehood. Also noteworthy are "Good Things," which changes tempos, instrumentation, sound, and style as often as Zsa Zsa changes men, and the slower-paced "I Can See Your Face."

### CAPSULE CRITIQUES

... WORLDWIDE 50 GOLD AWARD HITS, VOL. 1 (RCA Victor, LPM-6401) packages four discs by the only guy who could have the *chutzpah* to label such a set as this "volume one," Elvis Presley. The compendium ranges in time from "Heartbreak Hotel" (January, 1956) to "Kentucky Rain" (January, 1970). Included is a 20-page photo book. Among the best tunes are "I Want You, I Need You, I Love You," "Don't Be Cruel," "Hound Dog," "Love Me Tender," "In the Chetto" and "Don't Cry Daddy." Only in mono.

... COME TOGETHER (CoBurt-MGM, CO 1002) is sing-a-long rock by The Mike Curb Generation, the most pleasant gimmick to hit the vinyl world in some time. The studio chorus translates the top of the charts so even the rocking chair set can understand. Ten cuts (including four medleys) deserve every bit of the heavy air play they've been receiving. Best tracks are "Come Together/Hey Jude," "Games People Play," "Raindrops Keep Fallin' on My Head" and "You Don't Need a Reason for Love/Give Peace a Chance/Get Together."

... FIREWORKS (RCA Victor, LSP-4370) is an 11-cut Jose Feliciano offering that is not up to his usual standards—but still is better than that produced by most other soul singers. About half the LP leans on Lennon-McCartney tunes, with a trio of Feliciano-penned outings causing the most excitement. Instrumentals also are noteworthy, especially the title tune (extracted from Handel's "Fireworks Suite"). Best melody is the chartbuster, "Destiny," a straight pop winner that bounces—and has extra impact from the blind Puerto Rican's overdubbed voice. **A**

The SL-8  
was the finest  
phono arm  
in the world  
until  
we designed  
The SL-8E.



How do you improve on the best?  
Just add automatic cueing.

At the touch of a button the arm lowers softly to the record. Another touch of the button raises the arm.

At the end of play, the arm automatically lifts with the same gentle motion.

The FINEST POSSIBLE Sound Reproduction is still the same.

# RABCO

Manufacturers of THE Servo Control Arm

11937 TECH ROAD,  
SILVER SPRING, MARYLAND 20904

Check No. 83 on Reader Service Card

# NOB MUSIC

SHERWOOD L. WEINGARTEN

**B**EETHOVEN would have been 200 years old next month had his body had the immortality of his music. Since it didn't, however, we can only wonder what the master would have thought about the modernizations to which his compositions have been subjected. And question, likewise, his reaction to a bastardized excerpt of his ninth symphony thunderously rolling around the top of the pop charts.

"A Song of Joy," of course, seems to blare forth from virtually every radio station, half the time with no mention that it is an adaptation (sic, sic, sic) of a tidbit from the final, choral movement of the ninth, which, as we all should know, was in turn inspired by Schiller's poem "An die Freude."

Anyway, the hit version seems to have inspired 80,000 copies, items that, despite imitation allegedly being the sincerest form of flattery, do little to enhance the notion of coupling classical and pop motifs or improve the reputation of Beethoven, who, were he alive, probably would be grateful, suddenly, for his deafness.

One of the shadow versions is from the baton of LeRoy Holmes, whose orchestra and chorus apparently do their best to destroy the audiophile's eardrums. A SONG OF JOY (United Artists, UAS 6769) is an album containing a dozen cuts, the lead one, naturally, being the title tune. In brief, the number is grossly over-produced, over-arranged and over-bearing, with the chorus acting as if it had to compete with a rally of women's liberationists simultaneously chanting obscenities to prove their masculinity. As for any depth, suffice to say there is none; classical beauty, obviously, is not skim deep.

Handel fares better on the disc, perhaps because a heavy rock beat is superimposed on what once was known as his "Hallelujah Chorus" but since was adapted by Quincy Jones as the main title from the flick "Bob & Carol & Ted & Alice." Still, in the Holmes rendition,

the chorus tend to be excessively weighty and dull.

The remainder of the disc, in sharp contrast, sticks to a straight pop sound—albeit softened with strings and the familiar Holmes feel for what Muzak mentalities desire. Excellent, though, are "Midnight Cowboy," on which the harmonica's power helps keep the stringed sweetness from becoming sticky (while the rhythm section assists by avoiding the foreground), and "Something," an upbeat winner penned by Beatle George Harrison that swings via strings, drums, brass, and flute.

Other pleasant entries include the "Airport Love Theme," "Love Me Tonight" (a Latinized success reminiscent, however, of a bullring rather than a lovenest), Lennon-McCartney's "The Long and Winding Road," "Spanish Eyes" (a glossy version replete with staccato strings, maracas, and brass), "True Grit," "Funny Girl" and "My Cherie Amour."

A better treatment of Beethoven's ninth, the extract at least, is found on a recent vinyl by a 26-piece combo, The Kasenetz-Katz Cirkus. CLASSICAL SMOKE (Super K-Buddah, SKS 6001) is close to being a perfect blend of old and new, with classical blarbs being recognizable but updated neatly. The ninth, for instance, spotlights an accented bass and features what might be considered electric rock-classical.

Another Beethoven piece, a string quartet, almost dashes so far back in musical history the contemporary catchiness is hidden—except that, especially the second time around, one notices the tambourine tap-tap-tapping away and an electric guitar riff at the tail.

Also on the LP, its first side in fact, are re-arrangements of pieces of Mozart's "G Minor Symphony" (heavily stringed but with an emphasis on rinky-tink piano and heavy drum beat) and Wagner's "Evening Star" (featuring a Moog-like sound of water, Afro drums and, of

course, strings). A segment of Verdi's "La Traviata" seems distant from operatic normality considering the focus on a jazzy piano and rock overtones (with flashes of hot brass).

On the flip side are the longest piece, a six-minute transliteration of Dvorak's "New World Symphony" in Western dress—a soft rock opus that showcases guitar-strumming and violin loveliness, and the shortest outing, a 1:55 quickie rendition of Handel's "Bouree" on which the harpsichord effect is particularly exciting.

Three tracks on the second side, however, are not nearly as appealing as the rest. Chopin's "Nocturne" starts with electronic junk and utilizes cymbals that bring to mind the opening of a J. Arthur Rank movie (organ and guitar counterpoint, nonetheless, is effective). Strauss' "Blue Danube Waltz," used so effectively in the film "2001: A Space Odyssey," here is mired in unchanged melody and monotonous beat (saved only momentarily by a sax riff toward the end). And something entitled "Orgy of Lust" is virtually a straight rock tragedy.

Another group of musicians trying to merge antiquity and tomorrow have a second go at it on TAPESTRY (Columbia, CS 9992), a package that contains 10 tracks that almost universally fall short of their initial attempt. The New York Electric String Ensemble—with Jonathan Talbot, bass player and guitarist, as director—leans to the Baroque but also becomes ultra-experimental.

Based on a Purcell sonata in D major, to cite the former case, are two offerings, "Pomposo" and "Presto," both of which must be labeled soft rock. The latter case comes into view via "Tarantas," a rock flamenco, if you can envision such a Janus.

The combo—also consisting of Ted Irwin (guitar, bass, and piano), Lew Bottomly (guitar), Edward Brewer (harpsichord) and J. J. Peloquin (drums)—also goes back to Bach for "Allegro,"

from a sonata in G minor, and (believe it or not) "Spanish Harlem," which includes an interlude stolen from the B-boy.

"Mate" is a piece written and played by guest artist Felipe Gayo, classical guitarist who makes the instrument come alive in his hands.

The album also includes something to show the jack-of-all-trades ability of the group. "Ray Can't Play the Piano Any More," which almost destroys the entire concept of the LP, starts with strains of "She'll Be Comin' Round the Mountain" and wanders into a cornball country-rock format.

\* \* \*

Los Indios Tabajaras, consisting of two guitarists who were born in Brazil but now choose to live in the U.S., goes entirely classical on its latest RCA Victor recording, but still it's geared for the pop market. DREAMS OF LOVE (LSP-4365) is the kind of velvety product that matches a clear, star-filled night when pollution and war could never enter your mind.

The best of the seven tracks by Natalicio and Antenor Lima, who might be considered the Segovias of the Mantovani set, are two extracts from Bach's "Well-Tempered Clavier"—"Prelude and Fugue No. 6 in D Minor" and "Prelude No. 9 in E Major."

Other items include Chopin's "Tristesse" and "Valse," Sibelius' "Valse Triste," Liszt's "Liebestraum" and Sarasate's "Gypsy Airs" (Aires Gitanos), the longest cut (7:32).

\* \* \*

Turning the tables are eight members of the Detroit Symphony Orchestra who—on SYMPHONIC METAMORPHOSIS (London, PS 573)—perform eight tunes that can be categorized as nothing but hard rock (complete with screaming voice, dissonant concoctions, and frequent changes mid-melody). The group, which debuted last year with the orchestra, calls what it does "fusion rock," explaining that it is a purposeful combination of rock, classics, jazz, folk blues, and pop.

The group's members range in age from 23 (Thomas Bacon, who plays organ, trumpet, French horn, and bass trumpet) to 40 (Donald Haas, who plays trumpet and bass trumpet). Instruments of the other six include English horn, oboe, flute, sax, clarinet, guitar, trombone, and percussion. Add to this the lead voice of Ervin Monroe, and the voices of the other seven, and you end with what should be a cacophony. Somehow, though, the whole damned thing works—well. And it's similar now and then, if (Continued on page 83)

Alas. A lot of people are concerned with two things when they shop for an automatic turntable. How it performs (which is good) and what-will-it-Harry-think-of-this-baby? (which is bad).

The BSR McDonald 610/X is really a great turntable. It's got a synchronous motor, dual-range anti-skate control, viscous damped cue and pause, and more.

What's more, it's what we call a Total Turntable. That means you get a Decormatic power base (a \$15 option elsewhere), our deluxe dust cover (likewise for \$7.50) and a Shure M-93E elliptical magnetic cartridge (it lists for \$40) all included in one low price. So while our price may seem the same as their price, it's not.

**BSR**  
**McDONALD**



Send for free full color catalog on all our automatic turntables. BSR (USA) Ltd., Boulevard, N.Y. 10913

Check No. 24 on Reader Service Card

**If your 610/X  
doesn't impress  
your friends,  
maybe you need  
new friends.**



# FREE!

**Golden Jubilee Edition . . .**  
**LAFAYETTE 1971 Catalog 710**

**468 Pages**

**Your 1st Guide To  
Everything In Electronics**

Stereo Hi-Fi . . . Receivers . . . Tuners . . .  
Speakers . . . Turntables & Accessories  
■ Automatic Reversing Stereo Tape Recorders & Decks ■ Color TV's ■ FM Radios  
■ Tubes & Parts ■ Intercoms & PA Systems  
■ Closed Circuit TV Equipment  
■ Cameras ■ Auto Tape Players ■ Musical Instruments

**LAFAYETTE Radio ELECTRONICS**  
Dept. 27090 P.O. Box 10  
Syosset, L.I., N.Y. 11791

Send me the FREE 1971 Catalog 710 27110

Name \_\_\_\_\_


Address \_\_\_\_\_

City \_\_\_\_\_ State \_\_\_\_\_ Zip \_\_\_\_\_

**Serving The Public  
Since 1921**

Send For  
**FREE!**  
1971 Catalog Today!

Check No. 85 on Reader Service Card



•the  
**right**  
head  
for your  
recorder?

Your Nortronics distributor  
has it in stock!

Heads for over 2100 recorders,  
domestic and imported, almost  
certainly including yours. Excellent  
performance characteristics,  
long life, easy replacement.

ASK FOR FREE LITERATURE.



**Nortronics**  
COMPANY, INC.

6140 Wavzata Boulevard  
Minneapolis, Minnesota 55416  
Phone: (612) 544-0381

**HEAR HERE**

FOR THE UTMOST IN

**DISCOUNTS**

ON NATIONALLY  
ADVERTISED

**HI-FI STEREO  
COMPONENTS**


WRITE FOR OUR QUOTE

All Merchandise Shipped  
Promptly Fully Insured From  
Our Warehouse.

**DOWNTOWN  
AUDIO, INC.**

17 WARREN ST.  
NEW YORK, N.Y. 10007  
267-3670-1-2  
DEPT. A

Check No. 86 on Reader Service Card



BERT WHYTE

## Recorded Tape Reviews

You will note that tape reviews have been somewhat reduced in the past few months. This is especially true in the case of open-reel tapes. I hasten to reassure readers who have inquired that I have no intention whatever of abandoning open-reel tape in favor of the newer formats. Open-reel tapes are still the leader in quality sound and are likely to remain so for a long time. What has happened is that some companies have started to use computers to handle their review service . . . with the predictable result that sheer chaos has erupted, no one is getting what he requests, especially in open-reel. Then too, some companies have severely curtailed their open-reel releases. Then there is always the factor that what is sent to you in any of the formats, is just a lot of chaff among very little wheat. I have been told by several companies that they are returning to good old human power for their review service, and that things should normalize shortly. I certainly hope so.

\* \* \*

**American Airlines Astrostereo**—Classical Program CW 230 Ampex CW 230, **open reel**, 3.75 ips, (\$26.95).

This is another of those handy dandy three hours worth of quality background-music tapes, which sound so much better at home than they do in the jetliners. This is drawn from the Mercury, Philips, and World Series catalogs and is a much more diversified program than usual. Thus we have cheek by jowl such items as a part of the St. Matthew Passion, An American in Paris, Handel's Water Music, a Beethoven Piano Trio, and a generous helping of Parsifal from the 1962 Bayreuth Festival performance. Sound quality is variable, but generally good. Parsifal was recorded live at the Festival, but the relatively few coughs and hacks are not bothersome.

**The Moving Sounds of Music in the Air**  
—Astrostereo Program 65. Ampex W-65,  
**open reel**, 3.75 ips, \$27.50

Speaking of background music for summer listening, here is yet another of those American Airlines mammoth compendiums of pop music drawn from the catalogs of such record labels as Buddah, Kama Sutra, Curtom, United Talent, and Mainstream. The thing that makes these tapes valuable above the usual level of background music is the excellent programming. Whoever puts these tapes together at Ampex has a knack of combining numbers of differing selections in a way that is musically attractive and well-balanced. The sound is quite good too, and considering the diverse scores from which the music is chosen, the engineers have done a good job of leveling. Given a recorder with automatic reverse play, this tape will furnish three hours of continuous music which should be enough for anyone—whether they are flying or partying.

**The Poll Winners**—Barney Kessel, guitar; Ray Brown, bass; Shelly Manne, drums. Ampex/CR, X7535, **open reel**, 3.75 ips, (\$5.95).

This was recorded way back in 1957, and I guess these days you have to go back that far to get some good jazz. What a pleasure it is to hear three great masters of their instruments, giving us eminently listenable jazz versions of "Satin Doll," "Mean To Me," "You Go To My Head," and similar numbers. The atmosphere is real loose and easy . . . there are no pretensions. Just good jazz by three of the best in the business. The 1957 sound holds up remarkably well . . . perhaps a little thin, and lacking in bass, but quite acceptable for this kind of listening.

**Schubert—Symphony #9 in C.** William Steinberg conducting the Boston Symphony Orch. RCA, R8S1159, **cartridge**, (\$9.95).

One of the first recordings RCA has done with William Steinberg, new conductor of the Boston Symphony, and one of the last recordings RCA made with the orchestra, which is now recording for Deutsche Grammophon. A funny turn of events. Steinberg is solidly "at home" with this sort of music and the Bostonians play very well indeed for him. Steinberg breaks no new ground here . . . his tempi are conservative, his overall concept in the same mold. It is a good, serviceable reading with an especially good Scherzo and Trio, and generally excellent sound. The engineers have captured that elusive blend of good orchestral definition with



broad, spacious acoustics. The processing of the tape is a measure of how far 8-track cartridges have come since their introduction. Hiss is fairly low, and there wasn't a smidgen of crosstalk or print-through.

**Beethoven—Symphony #9 (Choral).** Leopold Stokowski conducting the London Symphony Orch & Chorus. Ampex/London Phase Four, cassette, (\$6.95).

How astonishing to hold this tiny cassette in one's hand and realize it contains the entire Beethoven 9th Symphony! This surely is a major selling point of this format. Equally amazing is the tremendously exciting and vital performance of my octogenerian friend Stokowski, who must have discovered the fountain of youth. There are things which the purists will quibble about, but for the most part the Maestro is pretty straightforward, and even his "variations" seem to work! Finally, we are given the best recording the Maestro has received in his Phase-Four Series. Clean and well-balanced, with no instruments out of sonic context. Listen to this cassette on a good system, and you will hear the best from this medium yet. Now if Ampex will "Dolbyize" this so we can get rid of the hiss . . .

Æ

## FUNCTION GENERATOR

(Continued from page 23)

Some adjustment may be needed to compensate for deviation from the theoretical beta value used, of 50, although this is not too critical in the mode of amplification used, where current gain is fairly swamped by a form of voltage feedback.

In the next article, we will take this circuit and modify it to yield a sine wave, also discussing the degree of accuracy to which the sine wave may be approached. In this presentation, we have described the effect of the values chosen, rather than showing how to calculate the values required.

The method of calculating works backwards most of the time. The values in the circuits of Q1 through Q11 are chosen to provide just over saturation, or the desired voltage change at Q3 or Q4 for switching when saturation occurs. The resistor string is designed to take 5 milliamps, which will not be affected by base current to Q10 or Q11, or by emitter current through the 27-K resistors, appreciably.

The values in the amplifier stages Q12 through Q15 were worked out backwards, using 15-K resistors, calculating the collector load, back to collector current, emitter resistors, base resistors, and so forth.

Æ

# ENJOY the 4 channel sensation!



## The new Clark 100 "A"

The total involvement experienced in four channel listening is closely simulated by the new "A" model Clark/100.

The redesigned transducer in the Clark/100A provides a wider band width, greater usable frequency response and more low frequency output to surround you (as 4 channel does) with the ultimate in listening pleasure.

**David Clark COMPANY**  
INCORPORATED

360 Franklin St., Worcester, Mass., 01604

WEST COAST OFFICE: 1696 Centinela, Suite 2., Inglewood, Calif. 90302

Check No. 26 on Reader Service Card

**FREE**

## McIntosh CATALOG and FM DIRECTORY

Get all the newest and latest information on the new McIntosh Solid State equipment in the McIntosh catalog. In addition you will receive an FM station directory that covers all of North America.



### MX112

FM STEREO/AM TUNER PREAMPLIFIER  
— ALL SOLID STATE

**SEND  
TODAY!**

McIntosh Laboratory Inc.  
2 Chambers St., Dept. AE11  
Binghamton, N.Y. 13903

NAME \_\_\_\_\_

ADDRESS \_\_\_\_\_

CITY \_\_\_\_\_ STATE \_\_\_\_\_ ZIP \_\_\_\_\_

Check No. 87 on Reader Service Card

# CLASSIFIED

Rates: 25¢ per word per insertion for noncommercial advertisements; 50¢ per word for commercial advertisements. Frequency discounts as follows: 2 times, less 15%; 6 times, less 20%; 12 times, less 30%. Closing date is the FIRST of the second month preceding the date of issue. *Payment must accompany all orders under \$10.00.*

## SERVICES

**HIGH FIDELITY SPEAKERS REPAIRED  
AMPRITE SPEAKER SERVICE**  
655 Sixth Ave., New York, N.Y. 10010  
CH 3-4812

**RENT STEREO TAPES** \$1.25 week. Catalog 25¢, Tape Library, Box 8126, Washington, D.C. 20024.

**CUSTOM STYLUS** and cartridge re-tipping, repairing. (Weathers, Ortofon, Edison, Shure, etc.) Box 322A, Tuckahoe, N.Y. 10707, 914-SP 9-1297.

**FREE — FREE — FREE — FREE — FREE**  
Send in for your FREE one year subscription to Olson Electronics' fantastic value-packed catalog—unheard of low, low prices on brand-name speakers, changers, tubes, tools, stereo amplifiers, tuners, CB, and other values. Credit plan available. If you have a friend interested in electronics, send his name and address for a FREE subscription also. Olson Electronics, Dept. AI, 260 S. Forge St., Akron, Ohio 44308.

**CUSTOM RECORDING SERVICE.** Tape and disk. Stereo and mono. Live and copies. Editing. Masters and pressings. High quality at reasonable rates. Joseph Giovanelli, Audio-Tech Laboratories, 2819 Newkirk Ave., Brooklyn, N.Y. IN 9-7134.

**LEARN Electronic Organ Servicing** at home. All makes including transistors. Experimental kit—trouble-shooting. Accredited NHSC. Free Booklet. Niles Bryant School, 3631 Stockton, Dept. 1D, Sacramento, Calif. 95820.

**FREE LITERATURE:** Address labels, business cards, printing, rubber stamps. JORDAN'S, 552 West O'Connor, Lima, Ohio 45801.

**MAKE FRIENDS WORLDWIDE** through international correspondence. Illustrated brochure free. Hermes, Berlin 11, Germany.

**PROTECT YOUR LP's.** Poly sleeves for Jackets 5¢, Inner sleeves 4¢, Poly lined paper 10¢, White Jackets 25¢. Minimum order \$5.00. House of Records, Hillburn, N.Y. 10931.

**WE BUY USED LPS.** For info, write: Skip Craig, Box 120, Division 23. F.P.O. San Francisco, Calif. 96630. Send 25¢ to cover postage.

**MAKE FRIENDS:** Write Worldwide Tapespondence. 907 Locust St., Phila., Pa. 19107.

## FOR SALE

**FLORIDA AUDIOPHILES!**  
**REVOX** specialists in S. E. Florida. Special deals on Scotch 203 and Audiotape Formula 15 with purchase. Exclusive regional dealer for state-of-the-art S.A.E. equipment, reviewed in *The Stereophile*. Beyer, Thorens, Ortofon, P.E., Stanton, Sony, K.L.H., Bozak, Dyna, others, and imported English brands. Special package deals. Interiors Plus Sound. 2400 E. Las Olas, Ft. Lauderdale, Fla. 33301.

## FOR SALE

1-inch Scotch (1 ROB-10½M) empty NAB reels and boxes. New, unopened, cartons of 5; \$3.50 per reel. Cash, money order, check. Minimum order 10 reels prepaid. Sample, prepaid: \$4.20. Picture free on request. Helfrich Recording Labs., R.D. #2, Allentown, Pa. 18103.

**ELECTRONIC TUBES,** Semiconductors, Equipment and Parts. Lab-matched tubes. Finest quality. Serving TV/Hi-Fi Servicemen, Engineers, and industry for 30 Years. Advise your needs. Write for Catalog A. Barry Electronics, 512 Broadway, New York, N.Y. 10012. (212) 925-7000.

**SCULLY Professional Tape Recorders,** from 1 to 24 tracks, complete recording studio package designed to order featuring W.A.L. console systems and other leading professional audio products. Phone (201) 681-6443, Weigand Audio Laboratories, 3402 Windsor Road, Wall, N.J. 07719.

**MODULES FOR ALL TYPES** of applications. Discrete to thick-film IC devices, Preamplifiers to power amplifiers. New Catalog with schematics. \$1.00. PM Electronics, Inc., Box 46204, Seattle, Washington 98146.

**CONSUMERS CASSETTES** and Accessories. Blank Cassettes as low as C-30 . . . 50¢, C-60 . . . 54¢, C-90 . . . 99¢, C-120 . . . \$1.22. All Cassettes licensed quality control by North American Philips. Lifetime guarantee. **WRITE FOR FREE CATALOG!** CONSUMERS ELECTRONICS CO., 103 Park Avenue, Dept. AM, New York, N.Y. 10017.

**OLDIES—45 RPM.** Original hits. Over 4000 available. Catalog 50¢. C & S Record Sales, Box 197, Wampsville, N.Y. 13163.

**Name Brand Audio Equipment;** Tape At Wholesale Prices; Free Catalog. TONES, 3719 Elm, McHenry, Ill. 60050.

**BUY DIRECT FROM ENGLAND'S HI-FI MAIL ORDER SPECIALISTS!** Save money on Leak, Quad, SME., Goldring, Decca, Bowers & Wilkins, Thorens, Ferrograph, Tandberg, Revox, Tannoy, Garrard, BSR, Dual, Lowther, Wharfedale, K.E.F., Celestion, Transcriptors, Radford, etc., etc. Insured shipping quotes free, or send \$1.00 bill to include specified leaflets. Goodwin Ltd., 7, Broadway, Wood Green, London, N. 22. Visitors welcome to showrooms.

**SAVE OVER 33½%** on a pair of one of the world's best speaker systems shipped direct to you from factory. Try them in your home for thirty days. Write KGLL, Inc., Water St., Lewiston, Maine 04240.

**PROTECT YOUR RECORDS.** Cardboard replacement covers, plastic lined inside sleeves, 78 and 45 covers and sleeves, multiple record set boxes, 12", 10", 7". Cabco A-1, 89 East Woodruff, Columbus, Ohio 43201.

**OLD Radio Programs** on tape. 6 hours for \$8.00. Catalog 50¢. Don Maris, 1926 Cherokee, Norman, Okla. 73069.

## FOR SALE

**AMPEX MODEL 354.** Fine condition. 7½ & 15 ips. in portable cases, and beautiful walnut formica console stand which holds one or two 354's or similar machines in portable cases. Cleaned, aligned and ready for service. All for \$1,190.00.

**UHER 4200 2-track stereo,** leather carrying case with shoulder strap, Nickel-Cadmium Batteries, charger, a.c. supply, as new \$390.00.

**2 NEUMAN U87 MICS, BRAND NEW,** with elastic shock mounts, swivel mounts, wind screens. New price approximately \$800.00, all for \$690.00.

**2 NEW AR TURNTABLE MECHANISM,** with used Ortofon RMG 212 arms mounted, extra shelf. Less bases and top plates each \$45.00, both \$80.00. Hyde Productions, 301 Springdale Ave., Wintersville, Ohio 43952. (614) 264-4987. Ask for Mr. Hyde.

**REK-O-KUT** Turntables, Tonearms, and Replacement Parts are now available. Contact our Main Plant at Rek-O-Kut, 1568 North Sierra Vista, Fresno, Calif. 93703. Phone: (209) 251-4213 or our Parent Company CCA Electronics Corp., 716 Jersey Avenue, Gloucester City, N.J. 08030. Phone: (609) 456-1716.

**WORLDS BEST TAPE,** Box 18026, Seattle, Washington 98118.

**FREE LP AND SHIPPING** to most states. We will not be undersold. Airmail Quotes. HI-FI DISCOUNT SPECIALISTS, Box 2576, Hialeah, Florida 33012.

**HOBBYISTS,** experimenters: black and white television converted to color by means of a new patented color converter adaptor circuit. Installation all do-it-yourself. Write for free brochure. Bele Electronics Corp., 111 N.E. Second Ave., Miami, Florida 33132.

**KLIPSCH, TANNOY, BOZAK, MARANTZ, THORENS, RABCO—No Discounting—Superior Sound,** 1801 Brewerton Rd. (Rt. 11) Syracuse, N.Y. 13211.

**OLD RADIO PROGRAMS** on tape. Gangbusters, Jack Armstrong, Whistler, etc. Sample: 2 hr. \$6.00, 4 hr. \$9.00. Hundreds more in Hobby Magazine (\$1.25 or free with tape order). NOSTALGIA, Dept. A, 9875 S. W. 212 St., Miami, Fla. 33157.

**IMPROVED SHURE V15-II,** \$47.00 and your old cartridge, shipped prepaid. The Stereo Shop, 1201 Ellis, Cedar Rapids, Iowa 52405.

**HI FIDELITY CABINETS?** Ask your dealer about Toujay designs or visit our factory showroom. 146 E. 53rd St. N.Y.C. 10022.—Tues. thru Sat. 10 to 5:30. Full-line brochure & colored chart. Send 25¢.

**FILIGREE WOODWORK.** Custom-made precision product for speaker cabinets, etc. Send 50¢ for sample to the Winchester Co., Box 937, Pacific Palisades, Calif. 90272.

**REVOX RECORDERS,** Box 18026, Seattle, Wash. 98118.

**CUSTOM SPEAKER CABINETS** to your specs., and duplication of any discontinued enclosure. Price list available. Custom sound systems installed in Wash. D.C. area. Custom Audio Components, 3921 Lantern Drive, Wheaton, Md. 20902. (301) 942-8540.

**McINTOSH 71 tuner** \$285, Marantz 7T w/case \$249. Fisher TFM 1000 S.S. Tuner \$225. Long, 79 Chittick Rd., Hyde Park, Mass. 02136.

**MIDWEST'S** only AR/Dyna factory-authorized repair station. Large stock of parts and factory-trained personnel. Haynes Microelectronics, 9 W. 14th St., P.O. Box 457, Lawrence, Kansas 66044.

**MARANTZ 10B tuner.** Brand new. Warranty. \$450.00. H. D. Smith, 310 S. 3rd Ave., Lebanon, Pa. Call evenings. (717) 273-6314.

## FOR SALE

**HARPSICORD**—Completely new design six feet long with either one, two, or three sets of strings. Kits from \$175; also completed instruments. Clavichord kit from \$100. Write for free brochure. Zuckermann Harpsichords, Inc., Department R, 115 Christopher Street, New York, N.Y. 10014.

**COMING SOON!** The world's most complete collector's catalogue of radio programs on tape, with fabulous original illustrations and rare photos from the world's foremost radio library of **RADIO'S MEMORABLE YEARS**. Don't miss out. Reserve your copy today. Only \$2.00 postpaid (refundable). Send bank draft, check, or money order (no cash) to **RADIO'S MEMORABLE YEARS, INC.** Box 686, Allentown, Pa. 18105.

**IMF STUDIO SPEAKERS**, Hadley amplifiers, PML headsets, Ionofane ionic tweeters; new superior quality. Audiocraft, So. Rockwood, Mich. 48179. Telephone evenings (313) 379-9945.

**CUSTOM STEREO CONSOLE BRAND NEW** 4 stereo inputs, 8 mic/line inputs, 4 with left-center-right keys, 4 with pots; complete echo mixing with master send, left and right returns; two 4½" meters. 36" by 10" by 9" deep. Easily portable, will operate on battery. Now only \$1,690.00. Hyde Productions, 301 Springdale Ave., Wintersville, Ohio 43952. (614) 264-4987. Ask for Mr. Hyde.

**NAB HUB ADAPTERS** — Fit Revox, Crown, TEAC, Roberts. \$3/pair postpaid. No C.O.D. Qty prices available. John Kountz, 1065 Van Dyke Dr., Laguna Beach, Ca. 92651.

**OLD time radio**, all your old favorites. Send 50¢ for catalog. R. Mussehl, Route 1, Brooklyn, Wis. 53521.

**Bose 901 Speaker System**. Perfect. \$350. John McBride, 2626 Boxwood Dr., Wilmington, Del. 19810.

**OLD RADIO programs catalogue** 25¢. Steve Monaco, 1306 Park Ave., Des Moines, Iowa 50315.

**ARM/cartridge performance kit**. Includes; Tracking Error Gauge, Tonearm Positioning Gauge, Cartridge Positioning Gauge, Alignment Mirror and complete instructions. \$15.00 P.P. **ADVANCED ACOUSTICS/DESIGN** 4175 Neil Rd., Reno, Nev. 89502. Dealers invited. More coming!

**MARANTZ 7 PREAMP**, \$260. ADC 25 cartridge system, \$55. Goldring Super E, \$40. Both cartridges used less than ten hours. All guaranteed superb condition; will consider all offers. Reply to Box ANO-1, Audio.

**Marantz 22 receiver** with full warranty, Dynaco speakers, AR turntable, Sony 630D. Excellent condition. \$800.00. Mark Gould, 601 Comstock Ave., Syracuse, New York 13201.

**Old radio programs** on tape for sale or trade. Send 35¢ for current 1970 catalog. Bob Joseph, 1250 La Baron Circle, Webster, N.Y. 14580.

**TAPESONIC Professional Tape Recorder**—15, 7½, 3¾, 10½" Reels; 3-Motor; 3-Head; ¼ Track; Carrying Case; Like New; \$490 (Solid State). **AMPEX Micro 52 Cassette Recorder**—\$110. Darroch, 1807 Elm Crest, Arlington, Texas 76012.

**SYMPHONION STEREO MUSIC BOX** recording. A fifty minute concert of music-box favorites. 12" stereo LP \$3.98 post paid. Music Box, 685 South Roys, Columbus, Ohio 43204.

**ELECTRONIC MUSIC STUDIO**, Complete, \$2,800. Call (305) 966-7096.

**INFINITY SYSTEMS**—The finest reproduction possible today. **CROWN**—so pure—DC-300 IC-150 tape. Phila. area (609) 854-3448, Mid Penna. area (717) 273-6314.

## FOR SALE

**NEUMANN U-87 Condenser Microphone System**. Excellent condition, little used. S. Sarker, 28 Stafford Ave., Apt. 4-H, Bristol, CT 06010.

**MARANTZ 10B, 7T, 8B, (2)-1's, 6; MIRACORD 50H w/Shure V15-II Imp, power base, & cover; SONY 350 w/cover; VIKING 88**, all mint. Sacrifice, originally over \$2300, C. Perry, P.O. Box 569, Ansonia, CT 06401, (203) 735-5063 evenings.

**PAIR FISHER XP-18 Speaker Systems**; perfect condition. New cost \$720.00; sacrifice pair \$395.00. Tom G. Morgan, Jr., Box 93, Henderson, Tenn. 38340.

**ADVENT Frequency Balance Control** \$225, Dolby System \$250 Prepaid with Free CBS LP "Seven Steps to Better Listening." ReVox, Crown Recorders. PML Condenser Microphones. Radex Electronic Studios, Freeport, Illinois 61032.

**IMPROVE YOUR AR or KLH**. Microstatic\*, the first Total-Coverage high-frequency speaker system, is designed to improve the performance of AR and KLH speakers. Write for detailed brochure. Micro-Acoustics Corp. Box 302, White Plains, N.Y. 10602.

**GREEN 1969 VOLKSWAGEN** for sale. Good Condition. \$600. Call Mr. Morris Miller, (215) MA 7-8912, with Hi-Fi stereo.

**DYNA FM-3 stereo tuner w/custom Marantz or original panel** \$50.00. Fred R. Hermann, USAFH, Rt. 1, Box 119, Sanborn, N.Y. 14132. (716) 731-9325.

## RECORDS

**"HARD To Get"** records—all speeds. Record Exchange, 842 Seventh Avenue, New York, N.Y. 10019.

## SELL—LEASE—BUY

**AMPEX AG-350-1 portable** for lease. Best offer. Ken Robinson, General Delivery, Williamsburg, Va. 23185.

## EQUIPMENT WANTED

**CASH FOR YOUR unwanted LP's** and pre-recorded tapes. Record House, Hillburn, New York 10931.

**TWO JANZSEN 130 electrostatics**, any finish. Two AR-1 or AR-1W, any finish. One Marantz 15 amplifier. State age, price and condition. Fred R. Hermann, USAFH, Rt. 1, Box 119, Sanborn, New York 14132. (716) 731-9325.

**Ionovac Tweeters**. State condition. John McBride, 2626 Boxwood Drive, Wilmington, Del. 19810.

**Marantz 18 Receiver**, any condition. Fred Steele, 502 Homewood Drive, Huntsville, Alabama 35801.

**WANTED: Acrosound Audio output transformers**—one TO-350 and one TO-300. Reasonable. Dave Turner, 110 East 30th St., Cocoa Beach, Fla. 32931. (305) 783-4308.

## BUSINESS OPPORTUNITIES

**MAKE BIG MONEY** raising chinchillas, rabbits, guinea pigs for us. Catalog 25¢. Keeney Brothers Farms, Inc., New Freedom, Pa. 17349 or Summerfield, Fla. 32691.

## HELP WANTED


**ADDRESSERS (Commission Mailers) Wanted**. Everything Supplied. Details 25¢. Smyre's, Box 953-D, Newark, N.J. 07101.

## GOVERNMENT SURPLUS

**JEEPS**. Typically From \$53.90 . . . Trucks From \$78.40 . . . Boats, Typewriters, Airplanes, Multimeters, Oscilloscopes, Tranceivers, Electronics Equipment. Wide Variety, Condition. 100,000 Bid Bargains Direct From Government Nationwide. Complete Sales Directory and Surplus Categories Catalog \$1.00. Surplus Service, Box 820-AUD, Holland, Michigan 49423.

## THE AUDIONICS SPEAKERS

the only thing conventional about our speakers is the appearance



Model Ten  
\$69.95

Model Ten Type A  
\$89.95

Slightly higher in some areas.

Almost every speaker manufacturer attempts to produce a wide range of products ranging from very inexpensive to out-of-sight. Audionics does not. We have only two models . . . a compact two way system . . . and a more extended range three way version.

Without going into detail we can say that our Model Ten and Model Ten Type A feature unique approaches to cross-over design, ultra-smooth midrange and superlative high frequency response. We feel that the Audionics speakers offer outstanding performance and value, and invite you to write for our free brochure which presents our specifications.

**AUDIONICS**  
INC. U.S. distributor for **sinclair**

9701 S.E. Mill  
Portland, Oregon 97216  
Telephone: 503 - 254-8224

S  
P  
E  
A  
K  
E  
R  
  
S  
Y  
S  
T  
E  
M  
S



STEREO  
HI-FI  
  
Direct  
service  
from the  
factory  
to you.

Systems that feature handsome walnut finished enclosures, surrounding perfectly coordinated high compliance speakers, that surround you with the full dynamic spectrum of sound.

A very special feature is their price.

MODEL CMS 83, \$40,  
comparable to \$69 value.

MODEL CMS 124, \$90,  
comparable to \$160 value.

Money back guarantee if not satisfied.

CLARK MUSIC INDUSTRIES, INC. Send for  
P. O. BOX 888 Dept. 3 your Free  
61 WALNUT AVENUE Catalog  
CLARK, NEW JERSEY 07066 today.

Check No. 20 on Reader Service Card

*you're shopping  
discounts  
because you want  
the most system  
for your money.*



KOSS  
DYNACO SHURE

Before you buy, be sure to  
check our price list. You'll be  
glad you did.

Write us for our price list, DEPT. A,  
or check our number on the reader  
service card.

**Boston** / AUDIO  
COMPANY

1 Discount Drive, Randolph, Mass. 02368  
(East Randolph Industrial Park.)


Check No. 90 on Reader Service Card

## Advertising Index

Advent Corporation	17
AEG Telefunken	81
Altec Lansing	7, 65
Ampex Corporation	35
Astrocom/Marlux	57
Audio Dynamics Corp.	18
Audionics, Inc.	89
BASF Systems, Inc.	45
BSR (USA) Ltd.	85
Benjamin Electronic Sound Corp.	63
Bose Corporation	73
Boston Audio	90
British Industries Corporation	3
Clark, David	87
Clark Music Industries, Inc.	90
Classified	88
Crown International	5
Dolby Laboratories, Inc.	1
Downtown Audio	86
Dynaco, Inc.	15
Elektra Amplidyne Research, Inc.	82
electro-harmonix	80
Elpa Marketing Industries	30, 77
Empire Scientific Corporation	Cover IV
Fairfax Industries, Inc.	59
Fisher Radio Corporation	55
Garrard Sales Company	3
Heath Company	33
Ionic Industries, Incorporated	90
JVC America, Inc.	9
Kenwood Electronics	61
Lafayette Radio Corporation	85
McIntosh Laboratory, Inc.	87
Nortronics Company, Inc.	86
Pickering and Company, Inc.	21
Pioneer Electronic U.S.A. Corp.	49
RCA Magnetic Products	39
Rabco	83
Rectilinear Research Corp.	25
Records and Recording	83
Rose Discount Records	75
Sansui Electric Co. Ltd.	31
Scott, H. H. Inc.	Cover II
Sennheiser Electronics Corp.	53
Sharpe Audio Division, Scintrex, Inc.	2
Shure Brothers, Inc.	11
Sony Corporation of America	46-47, 67
Sony/Superscope	19, 41
Stanton Magnetics	Cover III
Superex Electronics Corporation	12
TDK Electronics, Inc.	69
TEAC Corporation of America	13, 71
Telefunken	81
United Audio Products	37
University Sound	79
Utah Electronics	14
VM Corporation	27
Yamaha International Corp.	29

90

The **ULTIMATE**  
in engineering  
*Ionic Putney*



**\$1395**  
(VCS3)  
Synthesizer



Keyboard,  
Dynamic KB37/TS **\$548**

Electronic Music for the 70's **\$4.95**

Write for additional details and brochures



*ionic industries,*  
*incorporated*

128 James Street  
Morristown, New Jersey 07960  
(201) 539-1040  
Alfred Mayer, President

Check No. 22 on Reader Service Card

STATEMENT OF OWNERSHIP, MANAGEMENT AND CIRCULATION, Act of October 23, 1962; Section 4369, Title 39, United States Code.

1. Date of Filing, Oct. 1, 1970; 2. Title of Publication, AUOIO; 3. Frequency of Issue, Monthly; 4. Location of Known Office of Publication, 134 N. 13th Street, Philadelphia, Penna. 19107; 5. Location of the Headquarters or General Business Offices of the Publishers, 134 N. 13th Street, Philadelphia, Penna. 19107.

6. Names and Addresses of Publisher, Editor, and Managing Editor: Publisher, Jay L. Butler, 134 N. 13th Street, Philadelphia, Penna. 19107; Editor, George W. Tillett, 134 N. 13th Street, Philadelphia, Penna. 19107; Managing Editor, none.

7. Owner, North American Publishing Company, 134 N. 13th Street, Philadelphia, Penna. 19107. I. J. Borowsky, 134 N. 13th Street, Philadelphia, Penna. 19107.

8. Known Bondholders, Mortgagees, and Other Security Holders Owning or Holding 1 Percent or More of Total Amount of Bonds, Mortgages or Other Securities: None.

9. Paragraph 7 and 8 include, in cases where the stockholder or security holder appears upon the books of the company as trustee or in any other fiduciary relation, the name of the person or corporation for whom such trustee is acting, also the statements in the two paragraphs show the affiant's full knowledge and belief as to the circumstances and conditions under which stockholders and security holders who do not appear upon the books of the company as trustees, hold stock and securities in a capacity other than that of a bona-fide owner. Names and addresses of individuals who are stockholders of a corporation which itself is a stockholder or holder of bonds, mortgages, or other securities of the publishing corporation have been included in paragraphs 7 and 8 when the interests of such individuals are equivalent to 1 percent or more of the total amount of the stock or securities of the publishing corporation.

10. This item must be completed for all publications except those which do not carry advertising other than the publisher's own and which are named in Sections 132,231, 132,232, and 132,233, Postal Manual (Sections 4355a, 4355b, and 4356 of Title 39, United States Code).

	Average no. copies each issue during preceding 12 months	Single issue nearest to filing date
A. Total no. copies printed (Net Press Run)	87,497	86,625
B. Paid circulation		
1. Sales through dealers and carriers, street vendors and counter sales	11,232	11,995
2. Mail subscriptions	65,298	63,303
C. Total paid circulation	76,530	75,298
D. Free distribution (including samples) by mail, carrier or other means	1,345	1,082
E. Total distribution (Sum of C and D)	77,875	76,380
F. Office use, left-over, unaccounted, spoiled after printing	1,218	1,267
Return Copy Privilege	8,404	8,978
G. Total (Sum of E and F—should equal net press run shown in A)	87,497	86,625

I certify that the statements made by me above are correct and complete.  
JAY L. BUTLER, Publisher

# READER INQUIRY CARD

NOVEMBER 1970 ISSUE

THIS CARD EXPIRES JANUARY 31, 1971

Use this FREE Post Paid Card for more facts on the products described and advertised in this issue.

Name \_\_\_\_\_

Firm \_\_\_\_\_

Address \_\_\_\_\_  Office  Residence

City \_\_\_\_\_ State \_\_\_\_\_ Zip \_\_\_\_\_

Are you a subscriber to AUDIO Magazine?  Yes  No

**OPTIONAL INFORMATION:**

I am a:  
 1  High Fidelity Enthusiast      4  Broadcast Engineer/Manager  
 2  Home Recordist                      5  Audio Service Technician  
 3  Professional Recordist          6  Audio Manufacturer or Dealer  
 7  Other \_\_\_\_\_

I would like to see more:  Technical articles  Articles for beginners  
 Construction projects  Articles on music  
 Music reviews:  Classical  Jazz  Rock  
 Other \_\_\_\_\_

I buy an average of \_\_\_\_\_ records a year.

I have purchased the following equipment after seeing it advertised in AUDIO Magazine: \_\_\_\_\_

I am planning to purchase the following equipment in the next year: \_\_\_\_\_

**CHECK BOX A or B beside each coupon number**

A to help me make an immediate decision to purchase.  
 B to explore a new method or to keep my files on the subject up to date.

#	A	B	#	A	B	#	A	B	#	A	B	#	A	B	#	A	B	#	A	B						
1			16			31			46			61			76			91			106			121		
2			17			32			47			62			77			92			107			122		
3			18			33			48			63			78			93			108			123		
4			19			34			49			64			79			94			109			124		
5			20			35			50			65			80			95			110			125		
6			21			36			51			66			81			96			111			126		
7			22			37			52			67			82			97			112			127		
8			23			38			53			68			83			98			113			128		
9			24			39			54			69			84			99			114			129		
10			25			40			55			70			85			100			115			130		
11			26			41			56			71			86			101			116			131		
12			27			42			57			72			87			102			117			132		
13			28			43			58			73			88			103			118			133		
14			29			44			59			74			89			104			119			134		
15			30			45			60			75			90			105			120			135		

My Comments On This Issue \_\_\_\_\_  
 \_\_\_\_\_  
 \_\_\_\_\_

BUSINESS REPLY MAIL  
 No Postage Necessary if Mailed in the United States

POSTAGE WILL BE PAID BY:

# AUDIO

134 North Thirteenth St.  
 Philadelphia, Pa. 19107

FIRST CLASS  
 Permit No. 22,489  
 Philadelphia, Pa.

CLASSIFIED ORDER CARD Fill in other side to order a classified ad

# SUBSCRIPTION ORDER CARD

Don't wait until your subscription runs out. Renew now and insure uninterrupted service. The remaining issues on your current subscription will be added.

GENTLEMEN: PLEASE ENTER MY SUBSCRIPTION TO AUDIO

Name \_\_\_\_\_

Address \_\_\_\_\_  Office  Residence  New Subscription  Renewal

City \_\_\_\_\_ State \_\_\_\_\_ Zip \_\_\_\_\_

1 YEAR—\$5  
  
 (Foreign - \$8)

2 YEARS—\$9  
  
 (Foreign - \$13)

3 YEARS—\$12  
  
 (Foreign - \$17)

BILL ME   
 PAYMENT ENCLOSED

FOR OFFICE USE

BUSINESS REPLY MAIL  
No Postage Necessary if Mailed in the United States

FIRST CLASS  
Permit No. 22,489  
Philadelphia, Pa.

POSTAGE WILL BE PAID BY:

# AUDIO

P.O. BOX 8671  
PHILADELPHIA, PA. 19101

## READER INQUIRY CARD

Fill in other side to get more information on advertised products

## CLASSIFIED ORDER CARD

Want to buy, trade or sell components? Looking for a rare piece of equipment? Want to offer or buy a service? Want a job in the audio field? If your answer is "yes" to any of these questions, your ad belongs in Audio Classified. Rates are comfortably low—readership is astoundingly high. Use this handy order form to include your message in the next issue.

### PLEASE CHECK ONE:

- |   |   |
|---|---|
| <input type="checkbox"/> For Sale               | <input type="checkbox"/> Insert in next issue                       |
| <input type="checkbox"/> Wanted to Buy or Trade | <input type="checkbox"/> Insert in next 2 issues                    |
| <input type="checkbox"/> Situation Wanted       | <input type="checkbox"/> Insert in next 6 issues                    |
| <input type="checkbox"/> Help Wanted            | <input type="checkbox"/> Insert in next 12 issues                   |
| <input type="checkbox"/> Services               | <input type="checkbox"/> Assign box number<br>(additional cost \$1) |

RATES: Commercial, 50¢ per word; situation wanted or non-commercial, 25¢ per word. We reserve the right to determine classification as commercial or non-commercial. **Payment must accompany all orders under \$10.00.**

### COPY FOR YOUR AD

---

---

---

---

---

---

---

---

Name \_\_\_\_\_

Address \_\_\_\_\_

City \_\_\_\_\_

State \_\_\_\_\_

Office  
 Residence

Zip \_\_\_\_\_

BUSINESS REPLY MAIL  
No Postage Necessary if Mailed in the United States

FIRST CLASS  
Permit No. 22,489  
Philadelphia, Pa.

POSTAGE WILL BE PAID BY:

# AUDIO

134 North Thirteenth St.  
Philadelphia, Pa. 19107

**SUBSCRIPTION ORDER CARD** Fill in other side to order a new subscription

# IN MAKING RECORDS STANTON IS THE STANDARD



Photographed at Capitol Records.

Whatever your requirements for recording and playback, Stanton's Series 681 cartridges are the calibration standard. And there is a 681 model engineered specifically for each of these critical applications.

#### *The Stanton 681A—For Cutting Head Calibration*

With Stanton's Model 681A, cutting heads can be accurately calibrated with the cartridge, for it has been primarily designed as a calibration standard in recording system checkouts for linearity and equalization. Frequency response is factory calibrated to the most rigid tolerances and the flattest possible response is assured for precise alignment of recording channels. Implicit in this kind of stability and constancy is a reliability factor unmatched by any other cartridge for this application.

#### *The Stanton 681EE—For Critical Listening*

In critical playback auditioning, whether a pre-production disc sample sounds too "dead" or "bright" is largely a matter of cartridge selection. Here too, Stanton provides the evaluation standard in its model 681EE. In this application, the Stanton 681EE offers the highest obtainable audio quality in

the present state of the art. It is designed for low-distortion tracking with minimum stylus force, regardless of the recorded velocity or the distance of the groove from the disc center. High compliance, low mass and low pressure assure perfect safety even on irreplaceable records.

All Stanton Calibration Standard cartridges are guaranteed to meet the specifications with exacting limits. Their warranty comes packed with each unit—the calibration test results for that individual cartridge.

For complete information and specifications write Stanton Magnetics, Inc., Terminal Drive, Plainview, L.I., New York.



Check No. 93 on Reader Service Card

# High POWERED Wide ANGLED AND BEAUTIFUL

Wait till you hear the difference this *true* stereophonic design can offer, the kind of sound no box can deliver. In Empire's world famous *stereo cylinder*, the woofer faces down for bass so "live," it gives you goosebumps.

Our full presence mid-frequency driver makes you feel you're listening to a live performance, while the ultra-sonic tweeter provides crystal clear response all the way to 20,000Hz. Then Empire's wide angle lens diverges the highest of these high frequencies through 160° arc, *more than twice that of ordinary speakers*. This lets you use your Grenadiers anywhere. They need not be placed in corners or against walls. You don't have to sit where "X" marks the stereo spot.

The Grenadiers are functional. They have no ugly grill cloths; handsome finish goes all the way around and the marble top is meant to be used.

So if you are thinking about getting a great speaker system, take a good look at these Empire beauties. The Royal Grenadiers are probably the most powerful speakers in home use today. These magnificent 3 way systems can handle up to 125 watts of power per channel without overload or burnout. No orchestral crescendo will ever distort or muddy their great Grenadier sound.

**Royal Grenadier 9000M/II, hand rubbed selected walnut veneers and imported marble top. \$299.95.**

## Exciting NEW GRENADIER SPEAKER SYSTEMS

Empire's newest Grenadier Model 6000 stands 24 inches high and has a diameter of 18 inches. The 3 way system can handle 75 watts of power, is priced at \$99.95 (with imported marble top \$109.95), and is available in walnut or dark oak finish. Frequency response from 30-20,000 Hz.

Write for a free Guide to Sound Design for 1971: Empire Scientific Corp., 1055 Stewart Avenue, Garden City, N. Y. 11530.



# EMPIRE



CIRCLE NO. 99 ON READER SERVICE CARD

[www.amaarratrafish.com](http://www.amaarratrafish.com)