

Levensons RADIO

ASSEMBLY
CHARTS &
COMPONENT
PARTS.

The
Buyers
Guide

SUPPLYING THE DEMANDS OF
A CONTINENT & THE SOUTH
SEA ISLANDS.

PRICE
2/-



LEVENSONS
Leaders in Radio

226 PITT ST
SYDNEY

LEVENSON'S

Introduce and Invite you to visit...

RADIO "CHEAPSIDE"

A BARN FULL OF BARGAINS

Sydney's new wonder
Gigantic Wireless
Goods BARGAIN
BAZAAR

Where over half a million wireless
snaps await you. A rendezvous of
the thrifty, where you can purchase
from a small Solder Lug to a Multi-
valve Superheterodyne Receiver.



Note the address:

240A Pitt Street

Directly opposite Sydney School of Arts
(Between Market and Park Streets)

Index

ASSEMBLY CHART COUPON

POST THIS COUPON TO—

LEVENSON'S RADIO

THE PALACE OF WIRELESS

226 PITT STREET — SYDNEY

ALONG WITH A POSTAL NOTE OR MONEY ORDER FOR 5/-

and you will be forwarded by return mail a 10/- parcel of simple illustrated Charts and Booklets How to Build 1, 2, 3, 4, 5 and 6 valve sets both for Battery or Electric operation, Crystal Sets, Portable Sets, Eliminators, Transmitters, Chargers and Short Wave Sets.

Each one so simply described and illustrated any novice or child could follow and construct a set from them. No previous knowledge required.

DO IT NOW

A MONEY ORDER TELEGRAM SAVES TIME

CONCESSION COUPON

IT'S WORTH MONEY

PRESENT THIS COUPON to the Salesman or post it along with order, and 4/- will be deducted from your first £1 purchase (with the exception of Proprietary and Special Bargain Lines).

One Coupon only with each order accepted.

LEVENSON'S RADIO

Head Office & Wholesale Dept.
226 PITT STREET, SYDNEY
Opp. Palace Theatre

RADIO CHEAPSIDE, 240A
PITT STREET, SYDNEY
Overflow Store

Phones: M 2525-2526.

Established 1906 . . 28 years ago

Index Reference


	Page
Equipment	199
g Equipment	113
l kinds	101, 111
rs—Audio	116, 120
Power	116, 117
Bell Ringing	121
	85, 113
nds	48
lve	83
	112
eries	22
rs, "A" Class	115
rs, "B" Class	118
er Building Materials	116
s	75
ls	111
viders	218
ontrols	218
	203
ets	216
ptors	7, 217
s	80, 81, 82, 83
PS	73
eters	80, 81, 82
Fibre	95
l kinds	219
ial	6, 219, 221
ad-in	219
ook-up	219, 221
	87

HOME ASSEMBLY EASIWAY WITH ALL WIRING INSTRUCTIONS, DETAILS, ETC.

Wave Trap	133
Noise Rejector	192
Line Filter	193
Power Crystal Set	183
on Companion 4-5 A.C.	151
Het.	151
Standard A.C. Super-Het.	148
Gain 3-4 A.C. Radio	140
omic 6-7 Super-Het A.C.	145
Advance Radio	141
Coupled 2-3 A.C. Radio	143
ode 2-3 A.C. Radio	165
Broadcast 3-4 A.C. Radio	168
Six Battery Set	174
Battery Set	176
6 Battery Set	175
Battery Super-Het.	172
rsal 5 Battery Super-Het.	171
ider 4 Battery Set	153
World 4 Battery Set	163
4 Valve Portable Radio	177
ry Man's 4 Valver	157, 158
st 3 Valver	161
Duke 2 Valver	149
Short Wave 2 Valver	155
Levenson's Selective 1 Valve Battery Set	179
Lakes All Wave 1 Valve Battery Set	160
Levenson's 201A Type Eliminator	185
The D.C. Eliminator	187
The 280 Type Eliminator	189
Levenson's "B & C" 280 Type Eliminator	190
Levenson's Ultimate Crystal Set	180

Gramophone Records	72	Cones	101
Gramophone Equipment and Accessories	69, 70, 71	Horn	105
Grid Leaks	73	Speaker Cone Paper and Accessories	107
Hard Rubber Panels	79	Sub-panel Brackets	32
Honeycomb Coils	41	Screws	16
Hydrometers	16	Screw Drivers	111
Headphones	74	Short Wave Coils	41
		Short Wave Sets	197
		Short Wave Coil Formers	39, 40

Index



Locate Your Needs Quickly from this Ready Reference

Article	Page	Article	Page	Article	Page
Accumulator Accessories	16	Intermediate Transformers	119	Transmitters	199
Accumulators	14	Insulators, Porcelain	75	Transmitting Equipment	113
Adaptors, Speaker Cord	105	Insulators, Stand-off	45, 75	Tools of all kinds	101, 111
Aerials, Wires	6, 7, 10, 12	Jacks	75	Transformers—Audio	116, 120
Aerials, Ball	8	Keys, Morse	77	Power	116, 117
Aerials, Frame	12	Kits—See Home Assembly Section	133, 140, 141, 143, 145, 148, 149, 151, 153, 155, 157, 158, 160, 161, 163, 165, 168, 171, 172, 174, 175, 176, 177, 179, 180, 183, 185, 187, 189, 190, 192, 193.	Bell Ringing	121
Aerial Noise Eliminators	10	Knobs of all kinds	76	Terminals	85, 113
Aerial Equipment	7, 10, 12	Lightning Arresters	77	Testing Leads	48
Aerials, Police Patrol	6	Lugs	77, 85, 95	Testers, Valve	83
Aerial Insulators	7	Lead-in Tubes	7	Torches	112
Auto Cables	114	Meters	80, 81, 82, 83	Torch Batteries	22
Asbestos Flex	32, 114	Microphones	79	Transformers, "A" Class	115
Alligator Clips	16	Microphone Accessories and Equipment	78	Transformers, "B" Class	118
Aluminium Panels	19	Morse Keys	77	Transformer Building Materials	115
Aluminium Chassis	19, 103	Mutts and Bolts	16, 71	Twin Jacks	75
Aluminium Shields and Shielding	19	Noise Eliminators	66	Twist Drills	111
Amplifiers	18	Needles, Phono.	70	Voltage Dividers	218
Analyzer Set and Valves, Battery	198	Postage Rates and Charges	4	Volume Controls	218
Analyzer Set and Valves, A.C.	198	Pigtails	114	Valves	203
Angle Brackets	6, 32	Panels	79	Valve Sockets	216
Audio Transformers	116, 120	Pick-ups, Gramophone	69, 71	Valve Adaptors	7, 217
Baffle Boards	101	Pick-up Accessories	69	Volt Meters	80, 81, 82, 83
Bakelite Panels	79	Plugs, Speaker	95	Wave Traps	73
Batteries, Dry	21, 22	Plugs and Sockets	87	Weston Meters	80, 81, 82
Battery Clips	16	Pliers	110, 111	Washers, Fibre	95
Battery Cables	32	Portable Radio	79	Wire of all kinds	219
Battery Cable Markings	32	Potentiometers	87	Wires, Aerial	6, 219, 221
Battery Chargers	29	Power Transformers and Equipment	65, 116, 117	Lead-in	219
Battery Eliminators	30	Public Address Equipment	78	Hook-up	219, 221
Books	26, 27, 28	Radio Sets—Crystal	37	Watches	87
Buzzers	77	D.C. Electric	128		
Coil Cans	44, 217	Electric	126, 127, 129		
Condensers, Fixed	50, 51, 55	Battery	124, 126		
Condensers, Variable	47, 48, 49	Midget	100		
Condensers, Midget	48	Resistors	91		
Condensers	66	Resistors, Variable	101		
Cotton Sleeving	111, 114	Rheostats	92		
Chassis, Metal	127	Rectifiers	33, 90		
Coils	39, 41-44, 46	Resistance Units	89		
Coil Formers	39, 40	Radio Frequency Chokes	33		
Cabinets	58, 59	Short Wave Adaptors	113		
Crystals	38	Switches of all kinds	93, 94		
Crystal Sets	34, 35	Sockets, Valve	216		
Crystal Set Accessories	36, 37	Solder Sets and Irons	110, 111		
Cigar Lighters	87	Solder	111		
Carbon Cells	14	Set Testing Prongs	41, 198		
Chargers	29	Set Testers	198		
Charger Switches	29	Speakers	97, 101		
Dials	60, 61, 64	Speaker Units	98, 99, 101		
Diggar Boards	Cover III	Chassis	99, 103, 104		
Drills, Twist	111	Cords	32		
Empire Cloth	111, 114	Dynamic	97		
Eliminators	30, 33, 66	Cones	101		
Escutcheons	64	Horn	105		
Earth Tubes	12, 156	Speaker Cone Paper and Accessories	107		
Extension Cords	105	Sub-panel Brackets	32		
Fibre Washers	95	Screws	16		
Fibre Rod	114	Screw Drivers	111		
Fuses, Battery	21	Short Wave Coils	41		
Flux, Solder	73	Short Wave Sets	197		
Freights	5	Short Wave Coil Formers	39, 40		
Gramophone Motors	69				
Gramophone Records	72				
Gramophone Equipment and Accessories	69, 70, 71				
Grid Leaks	73				
Hard Rubber Panels	79				
Honeycomb Coils	41				
Hydrometers	16				
Headphones	74				

INDEX OF HOME ASSEMBLY EASIWAY CHARTS WITH ALL WIRING INSTRUCTIONS, DETAILS, ETC.

Multi Tune Wave Trap	133
The Aerial Noise Rejector	192
The A.C. Line Filter	193
The High Power Crystal Set	183
The Golden Companion 4-5 A.C. Super-Het.	151
The 1933 Standard A.C. Super-Het.	148
The High Gain 3-4 A.C. Radio	140
The Economic 6-7 Super-Het A.C. Radio	145
The 1932 Advance Radio	141
The Direct Coupled 2-3 A.C. Radio	143
The Penthode 2-3 A.C. Radio	165
The Big Broadcast 3-4 A.C. Radio	168
The Super Six Battery Set	174
The 100% Battery Set	176
The Infinite 6 Battery Set	175
The 1933 Battery Super-Het.	172
The Universal 5 Battery Super-Het.	171
The Skyraider 4 Battery Set	163
The Whole World 4 Battery Set	163
Levenson's 4 Valve Portable Radio	177
The Country Man's 4 Valver	157, 158
The Linguist 3 Valver	161
The Little Duke 2 Valver	149
The Magic Short Wave 2 Valver	155
Levenson's Selective 1 Valve Battery Set	179
Lakes All Wave 1 Valve Battery Set	160
Levenson's 201A Type Eliminator	185
The D.C. Eliminator	187
The 280 Type Eliminator	189
Levenson's "B & C" 280 Type Eliminator	190
Levenson's Ultimate Crystal Set	180

Cash The Valuable Voucher Attached

TO INSIDE COVER

COUPON—Levenson's '500' Club

Write your name and address on this Coupon in BLOCK LETTERS and return to us. (1934 Catalogue.)

Mr.

5/- FOR ONE YEAR'S MEMBERSHIP

SOUTHERN SEAS

PACIFIC ISLES

HULLO !!

LEVENSON'S Leaders in Radio, Sydney, Australia, specialise in Island Radio Trade. Our Mail Order Manager and Head Mechanic have been engaged in radio work in your part of the globe and know your conditions thoroughly. They are fully equipped to give 100% service—with 100% attention and value for money. Backed by Levenson's.

All orders and mail despatched by next outgoing steamer. All goods thoroughly tested and goods supplied that will thoroughly suit your requirements. We cater for this Radio Trade right throughout the Southern Seas.

MONEY BACK GUARANTEE

Cable or Radio Instructions, our cable address:

"Leveradioh," Sydney.

We Welcome Inquiries.

Levenson's '500' Radio



Club will save you Pounds

JOIN QUICKLY, OR YOU MAY BE TOO LATE!

SEND 5/- FOR ONE YEAR'S MEMBERSHIP

EVEN THOUGH YOU MAY NOT WANT ANY RADIO MATERIALS TO-DAY

J. Levenson, of Levenson's Radio

"I WOULD LIKE TO MEET YOU ALL"

What is the "500 CLUB"? Briefly, just this. For 5/-, which entitles you to a Club Member's Numbered Certificate, you enjoy the advantage of having

10% (2/- IN THE £) DEDUCTED

from all your purchases made through us (except Proprietary and Bargain lines). Further, we will act as your agent and supply you with ANY KIND of goods procurable and save you 10% (2/- in £) off these goods. Should we not procure any article, your money will be refunded.

Just to mention a few of the lines we can buy: Radio, Electrical, Soft Goods, including Clothing and Linen Goods, both Fancy, Hand made or for every day use. Harness Foot wear, Furniture, Musical Instruments, Farming Implements, Clothes, Tents, Hardware, Mercery, Jewellery, etc., etc.

All you have to do is to give us full details of your requirements, and we will purchase them on your behalf and save you 10% discount off the list prices, or off the best price we can buy at. Our buyers always buy at the very best price procurable.

Remember this point. We know every market and can buy better than you could on the spot.

REMITTANCE BY OPEN CHEQUE

Many of our customers make remittance by open cheque—this method is very safe and more economical than any other manner of remittance. Be certain to cross out the word "bearer" and substitute the word "order." Cross cheque "not negotiable," make payable to Levenson's Radio. Do not fill in amount but underneath the £ sign on cheque write distinctly "Not over £1, £2, £3," as the case may be, namely the amount nearest the next highest pound of approximate value—viz., if the approximate amount would be £13/13/6 insert "Not over £14."

We encourage this method of payment because it means almost instantaneous service and despatch.

CLUB SECRETARIES, HOTEL LICENCEES, STOREKEEPERS, TOBACCONISTS, NOTE!

Levenson's Radio know all there is to know of carnivals, fancy fairs, bazaars, slot machines, automatic ticket issuing personal weighing machines, chocolate wheels, sandown race machines, "Housie Housie."

We supply all the necessary goods required.

We have stocks available on hire commission or for purchase of all kinds of games, coin operated slot machines, poker machines, etc. Ticket-issuing personal weighing scales. A great money maker suitable for any business that has a fairly wide doorway facing the main business street of any town.

See full particulars of this new money maker—**THE DIGGAR BOARD**—Back Inside Cover.

LEVENSON'S RADIO . . . WILL NOT BE UNDERSOLD

Foreword

THIS book has been compiled for the Home Radio Set Constructor, amateur or Professional, the Listener In and Radio Dealer. The pick of the most modern circuits, incorporating all that is new in Radio Engineering are contained within these pages. It lists every worth while Radio item available in Australia, many of which are only available from us. Every important Radio Manufacturer and wholesaler has given us their support by advertisement; which has made this publication possible and for which we thank them. All lines listed within these pages are true to description. We have no desire to mislead you.

RAPID DELIVERY

The Cheapest, Fastest and Safest way in which to remit money is by crossed limited open cheque. If you estimate the approximate expenditure at, say, £6/15/- mark your cheque "Not Over £7." Sign and cross your cheque and we will fill in the exact amount when our invoice is drawn.

NOTICE TO OUR COUNTRY FRIENDS

We can buy in the best market for you. Let us quote you.

Electrical Goods of all kinds.
Linen Goods of all kinds—Plain and Hand Embroidered.
Kitchen and Hotel Kitchen Towels.
Hotel Bar Towels.
Household Towels.
Working Boots.
Walking Boots.
Sporting Goods of all kinds.
Leggings.
Rain Coats and Oilskins.
Tyres, Retreads & Motor Accessories.
Tarpaulins.
Canvas Goods of all kinds.
Crockery and Hardware.
Photographic Materials.

IN FACT, ANYTHING YOU WANT!

Our staff of Trained Buyers are for ever purchasing and they know the best markets where to secure better value for your money.

GIVE US A TRIAL

Join our "500" CLUB. 5/- per annum subscription entitled you to 10% Discount!

Levensons Radio

LEADERS IN WIRELESS

226 PITT STREET, SYDNEY

Phones: M2525, M2526

Also "CHEAPSIDE," 240A Pitt Street

All Wholesale Orders are subject to Sales Tax

☑ Specialists in all Radio requirements.

☑ We guarantee a cheaper price and will not be undersold.

☑ Radio Repairs? Yes, we do them and do them well and cheaply. Actual mechanic's time plus materials used. That's our charging basis.

☑ Valve Testing Service—FREE.

☑ Our Mail Order Department covers the Earth where accessible by Post, Rail, Steamer, or Air Mail.

☑ Your nearest post office is our nearest branch. We send goods V.P.P. Post.

☑ We cannot afford to pay freight—our Sane-Profit Prices won't stand it—if others pay freight note their prices.

☑ We make a small charge for packing cases when we think extra care should be taken—customers appreciate this.

☑ For crating Accumulators in special crates we charge 2/6. This is necessary.

☑ Residents in the Southern Sea—we have trained men who know your requirements—men who know your part of the world.

☑ Goods forwarded C.O.D. by Post or Rail if desired.

☑ We trade for cash only.

☑ All orders must be accompanied by Cheque, Treasury Notes, or Limited Open Cheque, Stamps, Postal Notes, or Money Orders.

☑ Call, phone, wire, telegraph—cable address "Leveradioh"—or write. Special attention to urgent phone calls or telegrams.

☑ Money may be Telegraphed.

☑ Add 3/6 for packing radio cabinets.

☑ We accept Cash Orders on all Proprietary Lines. Cut price lines excepted.

Levenson's The Public Preference Wireless Store Rapid Radio Mail- Order Service — is at your Disposal

C.O.D. INSTRUCTION

Goods may be forwarded anywhere in Australia or surrounding islands by post providing parcel does not exceed 11 pounds weight. It is possible to forward these goods V.P.P.—that is to say Cash on Delivery. An additional commission is charged for this service by the Post Office, a minimum of 9d. is charged for the first 10/- and 3d. for every 10/- above that amount.

Goods may be forwarded by passenger train C.O.D. to any attended railway platform in N.S.W. Commission is charged, 6d. for the first £ and 4d. on each £ extra. Passenger train ensures quicker delivery but where a parcel weighs in excess of 14 lbs. goods train is cheaper but not so fast.

Our only terms, to all individuals and business houses, are: **FULL NET CASH REMITTANCE WITH ORDER**, or C.O.D. To extend credit, would so greatly increase our cost of doing business, that higher net prices, than those quoted herein, would have to be imposed! We save this additional "book-keeping" expense, and accordingly pass it right on to you! Our method of doing business must be universally approved, for some of our best customers are very highly rated concerns!

HULLOA! THERE!!

**PACIFIC ISLANDS! BORNEO!
BATAVIA! NEW HEBRIDES!
JAVA!**

We make a special bid for your trade. We are fully equipped to serve you perfectly. Our Mail Order Chief lived for some years in your part of the world. **WE PROMISE 100% SERVICE AND VALUE JUST AS WE OURSELVES WOULD DESIRE TO OBTAIN!**

Send remittances by Money Order, Open Cheque, Postal Note, Bank Draft, Telegraph, or we accept Australian and New Zealand Postage Stamps in any denomination and for any Amount, as Full Payment of Goods Ordered!

When remitting cash please register. Remittances from other countries or Pacific Islands should be made payable on a Sydney bank, in Australian money funds. All net prices in this catalogue are subject to change without notice—you are given the benefit of all reductions that may occur. Quantities available are naturally based upon market conditions and are subject to limitations—we therefore reserve the right to return any remittance received, and consider the order cancelled.

RETURNING OF MERCHANDISE

If you are not pleased with any shipment of goods received from us, write us at once—we will then issue you instructions relative to its return. Rest assured we will endeavor to please you, and keep you pleased. Any complaint, no matter how trivial in nature it may be, is not handled as routine matter by clerks, but is turned over to one of our Managing Executives.

This system, which we believe is exclusively employed by us, entails a considerable expense to us, but that is more than compensated for by the favorable reaction to it of our trade.

You will readily realise in studying this Catalogue that certain lines will become depleted. Therefore, we operate a **LAY BY SYSTEM**, whereby you may secure any line by the payment of a small deposit. 10% of the price will do. This publication would need to be twice as big to list all our lines. Your enquiry is invited.

THIS CATALOGUE AUTOMATICALLY CANCELS ALL PREVIOUS LISTS, PAMPHLETS AND CATALOGUES PRODUCED BY LEVENSON'S RADIO.

DOES RADIO TROUBLE TROUBLE YOU?

If so, set forth the symptoms of the complaint as completely as you can in a letter addressed to our Radio Doctor, who will reply comprehensively by mail. **Enclose 1/- in Stamps for Expert Advice which just about covers cost of stationery and stamps.**

ENCLOSE 1/- IN STAMPS

Thrifty and wise radio purchasers from all over Australia and surrounding islands save money at **LEVENSON'S LEADERS IN RADIO**, 226 PITT ST., SYDNEY. Phones M2525, M2526. Let's get acquainted. Write for any quotation. It's a pleasure to answer, without any obligation whatsoever.

See **FREIGHT RATES** on Page 5

LEVENSON'S RADIO WILL NOT BE UNDERSOLD

GOODS TRAIN FREIGHTS

Miles	Not Exceeding						
from	14	28	56	84	112	140	168
Sydney lb.	lb.	lb.	lb.	lb.	lb.	lb.	lb.
50	1/2	1/2	1/5	1/11	2/5	2/11	3/4
100	1/6	1/6	2/5	3/5	4/5	5/5	6/4
150	1/10	1/10	2/11	4/7	5/6	7/4	8/3
200	2/4	2/4	3/6	5/10	7/-	9/4	10/6
250	2/6	2/6	3/9	6/3	7/6	10/-	11/3
300	2/8	2/8	4/-	6/8	8/-	10/8	12/-
350	2/10	2/10	4/3	7/1	8/6	11/4	12/9
400	3/-	3/-	4/6	7/6	9/-	12/-	13/6
450	3/2	3/2	4/9	7/11	9/6	12/8	14/3

PASSENGER TRAIN C.O.D. COLLECTION CHARGES

Up to first 20/- 6d.
 Each additional 20/- or part thereof .. 4d.

POSTAL C.O.D. COLLECTING

Value not exceeding.	Charge.
10/-	9d.
£1	1/-
£1/10/-	1/3
£2	1/6
£3	1/9
£4	2/-
£5	2/3
£6	2/6
£7	2/9
£8	3/-
£9	3/3
£10	3/6

3d. each additional 20/-.

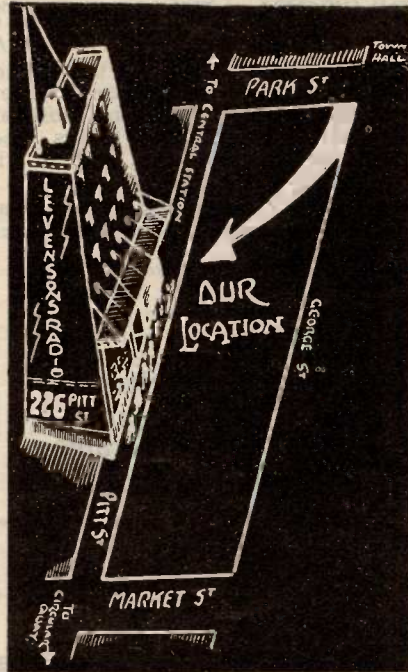
POSTAL RATES

Weight up to	S.A., W.A., Vic. & Tas., N. Aus. & N. Guinea		
	N.S.W.	Q'd.	
1 lb.	9d.	1/-	1/3
2 lb.	1/-	1/6	2/-
3 lb.	1/3	2/-	2/9
4 lb.	1/6	2/6	3/6
5 lb.	1/6	2/6	3/6
6 lb.	2/-	3/6	5/-
7 lb.	2/-	3/6	5/-
8 lb.	2/-	3/6	5/-
9 lb.	2/9	5/-	7/3
10 lb.	2/9	5/-	7/3
11 lb.	2/9	5/-	7/3

No Parcel accepted over 11 lbs in weight.

All goods listed within these pages are true to description. My instructions to my Advertising Manager are never to mislead or over estimate any article advertised. —J. LEVENSON.

LEVENSON'S RADIO'S HEAD-QUARTERS IN AUSTRALIA



WHERE WE ARE LOCATED

OUR LOCATION

MORSE CODE

A	. -	S	...
B	- . . .	T	-
C	- . - .	U	.. -
D	- . .	V	.. - -
E	..	W	.. - .
F	.. - .	X	.. - . -
G	.. - . -	Y	- . - . -
H	Z	- . - . .
I	..	1	.. - - - -
J	- . - - -	2	.. - - - -
K	- . - . -	3	.. - - -
L	- . . .	4	.. - - -
M	- . - .	5
N	- . -	6
O	- - - -	7
P	- . - . -	8
Q	- . - - -	9
R	- . - .	0

This code is used in both Wireless and Wireless Telegraphy.

If you want urgent call us up. Phones: M2525 or M2526. Goods forwarded C.O.D. Post or Rail. Rail only in N.S.W.

LEVENSON'S LEADERS IN RADIO

We Guarantee a Cheaper Price

226 Pitt Street, Sydney

We Will NOT Be Undersold

LEVENSON'S GUARANTEE A CHEAPER PRICE FOR EVERYTHING IN RADIO

AERIALS

"LAKER" STEEL AERIAL MASTS

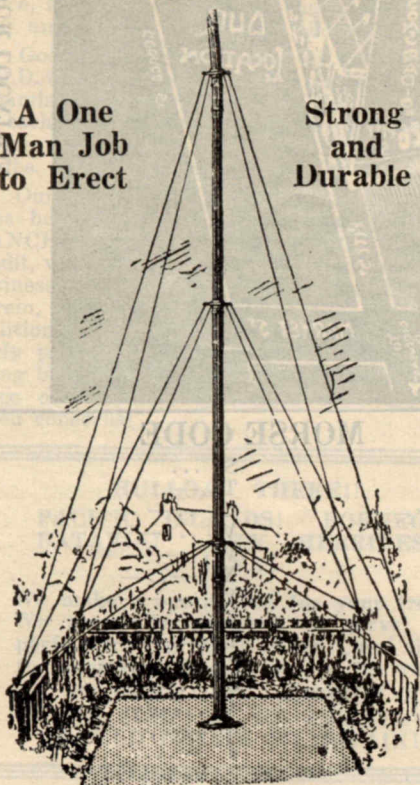
25ft. High 25/- 30ft. High 30/-

A feature of the "Laker" steel mast is its handsome appearance when set up. Neater, lighter, and cheaper than a wooden pole and more efficient. It has no projections and offers practically no resistance to the wind, and it will withstand any gales and storms.

The mast and accessories pack into a small bundle which occupies very little storage space. Weight complete, 42-lb.

A One Man Job to Erect

Strong and Durable



Very easily put together. The only tool required is a small wrench or spanner. The assembly takes only a few minutes. A special feature is the ease with which the mast can be erected. One man can raise it in the matter of a minute or two.

The erected mast occupies very little space in the garden. It may be erected with safety with the ground pegs 6ft. from the mast. Rests in a socketed metal foot rest. It is unnecessary to dig a hole for it. A permanent structure, and, being made of steel, will last for years without attention.

The steel mast is a protection against lightning striking the aerial wire. Being higher than the aerial it acts as a conductor and any electrical disturbance is conducted harmlessly to earth.

Complete as illustrated, including the following accessories:—

- Three sections, each 10ft. best British Steel Tubing, 1½ inch diameter, tapering, with necessary bolts.
- Rain Plug.
- Eye-bolt with pulley attached.
- Three Steel Mast Rings.
- Galvanised Halyard Eye-bolt.
- Galvanised Stranded Steel Wire.
- Solid Metal Foot Rest.


25 feet high 25/-
30 feet high 30/-

Complete with Fittings.

METAL HOLD-OFF BRACKETS

Metal Hold-off Brackets 3/6
With Large Porcelain Insulator

For holding Aerial or Lead-in from walls, obstructions, etc. 18 inches long 3/6
Should be used where ever aerial wire or lead-in runs close to iron sheeting roofs, gutterings, etc.



50ft. . . 2/6
80ft. . . 3/9
100ft. . . 5/-

POLICE PATROL WONDER AERIAL WIRE

NEEDS NO INSULATORS

Now Available to the Public. Like adding a Valve to Your Set.

This American Aerial Wire, as used on police patrol cars, WILL DEFINITELY IMPROVE ANY SET—scrap your old-time aerial now! A good Aerial saves batteries or electricity — improves selectivity, and volume, increases range, enhances tone.

Police Patrol Aerial consists of ten strands of pure copper wire heavily tinned, substantially rubber clad harness woven insulated. Will not corrode, extremely sensitive, strong, and durable.

Complete Aerial, Earth, and Lead-in
50 feet coils 2/6
80 feet coils 3/9
100 feet coils 5/-

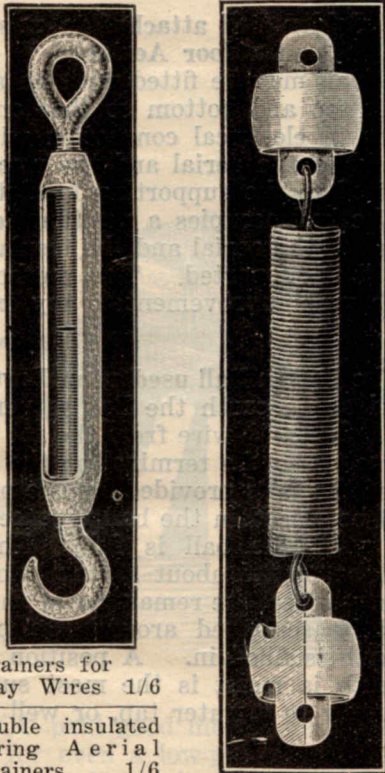
"THE LIFELINE OF YOUR RADIO"

The 100ft. Coil is exactly the correct electrical measurement for a complete Aerial system.

TOO OLD AT 12 MONTHS!

You may think you are getting good results from your receiver—but you are not. If your aerial is more than 12 months old. The ravages of wind rain and sun cause the aerial to corrode and rot at the joints thereby reducing efficiency.

SAVES YOUR AERIAL FROM SNAPPING OR SWINGING



Strainers for Stay Wires 1/6
Double insulated Spring Aerial Strainers .. 1/6

Lewcos Silk covered Stranded frame or indoor aerial wire. Green, Red, Brown.
50 feet 2/6
100 feet 4/6

INSULATORS
Egg Shell Bull-nose
1d. 3d. 3d.

TALKING TAPE
THE VERY BEST INDOOR AERIAL

½-inch wide.
Gilded Bronze.
Just attaches anywhere.



5/6 per 100 feet — 3d. per yard.

ADMIRALTY AERIAL WIRE
10d. Yard

Exclusive to Levenson's.

Needs no Insulators. Needs no Lead-in. Used extensively by professionals, including ship's wireless operators. The Greatest Aerial Ever Produced!

Sold in any length to suit your requirements . . . 10d. per yard.

Ideal for outlying districts; wonderful for areas where static and other weather conditions are annoying; perfect for the South Sea Islands; wonderful results given in the Far North; for Central Australia there is nothing to equal it!

This superior 16 stranded aerial is perfectly insulated and is far different from the ordinary type of aerial offered in the trade today. Although it is somewhat expensive, it is cheapest in the long run for its lasting qualities and will never corrode. Taking this into consideration with its wonderful receiving properties it is indeed the cheapest of all aerials.

Insulated High Grade Rubber Covered Stranded Lead-in Wire, yard 3d.
Dozen yards 2/6

"ALPHA" PLUG IN AERIAL AND EARTH ADAPTOR

Plug and Socket type, Polished Bakelite . . . 2/6

THE MORRIS BALL AERIAL KIT

Aluminium All-direction Ball Aerials. Adjustable Roof Brackets. Glass Insulators. It improves reception. Easy to erect. Splendid for Flats, City Dwellings, etc. NOW 15/-

Small Stand-off Insulators for indoor use. Screws into woodwork. 2 ready-drilled holes. Each 4d.

VULCANISED LEAD-IN TUBES

With Brass Terminals each end.

In THREE SIZES—

6 inches;	9 inches	12 inches
1/-	1/3	1/9
Doz. lots	Doz. lots	Doz. lots
8/6	11/6	11/3
	Plus Tax	

LEVENSON'S GUARANTEE A CHEAPER PRICE FOR EVERYTHING IN RADIO

Instructions for Installing the "Golden Ball" Aerial

6/6

with lead-in wire complete

The GOLDEN BALL aerial may be used under conditions prohibiting the uses of an indoor aerial around the room, or where an outdoor aerial cannot readily be installed. Alternatively, the Ball will improve either an existing indoor or outdoor aerial of any type whatever owing to this area of metal exposed to the incoming wave.

Golden Ball used as Indoor Aerial

Fit insulating, bakelite base disc to flat base of Ball so that the ball may be stood any way, without its metal or screws holding the insulating base coming into contact with whatever the Ball is mounted on. The Ball may be mounted on the top of the cabinet, the floor thereof, on the floor, shelf or any other convenient place; a piece of insulated stranded wire (provided) should connect from the aerial terminal on the set to the terminal provided at the base of the ball aerial.

When Indoor Aerial is already in existence:—

Fit insulating Base to Ball, and connect the bared free end of the indoor aerial to the terminal on the Ball. Stand in convenient position, such as on plate rail, shelf, etc.

Ball used as Outdoor Aerial

The insulating base may be screwed up under an eave or on the barge-board of a gable, the metal thread screw having first been placed through the centre hole in the bakelite with its head towards the wood. The metal ball base is then bolted to the metal thread screw and then the ball fitted to the base.

It will be noted that the screws holding the base to wall pass through counter-sunk holes so that they will not touch the metal base. When same is fitted, likewise the metal thread screw is in a counter-sunk hole and must not touch the wood-work.

A sufficient length of the wire provided should be connected to the terminal on the

ball, passed through a ventilator or window and connected to the aerial terminal of the set.

Other outside positions may be found for the ball, such as on top of a convenient pole, or hanging from some overhanging portion of the house. But be sure the ball is well insulated from whatever it is attached to.

The Golden Ball attached to existing Outdoor Aerial

The Ball may be fitted with an attaching lug top and bottom so that one side may be in electrical connection with the free end of the aerial and the remaining lug wired to the supporting insulation so that the ball occupies a position between the end of the aerial and the insulator by which it is supported. This method provides a vast improvement to any existing aerial system.

The Golden Ball used as an Earth

Used as an earth the Ball is very efficient. The earth-wire from the set should be attached to the terminal on the ball, a little of the salts provided for the purpose should be placed in the ball together with earth until the ball is full. The ball should be buried about a foot below the earth's surface, the remainder of the salts should be scattered around the ball as the earth is filled in. A position where the earth is moist is the most suitable; say, handy to a water tap, or well in the shade.

Alternative uses for THE GOLDEN BALL


Many alternative uses for the Golden Ball will suggest themselves, such as in a car, in conjunction with a portable where an auxiliary aerial is desired, or as an earth when camping, etc., etc.

THE GOLDEN BALL AERIAL . 6/6

With 25ft. Insulated
Lead-in Wire

All Copper. Adds Selectivity. Useful as Portable Aerial—great improvement when added to existing aerial.

Less 33½% lots of 6



LEVENSON'S RADIO . . . WILL NOT BE UNDERSOLD

A SOLID FOUNDATION OF

POWER

FOR YOUR SET!



YOU paid good money for your set—
for even a low-priced set is a considerable item of expenditure. Why ruin the whole effect by using an inferior battery? Your set deserves the best battery you can buy.

EVER-READY Batteries have a world-wide reputation for power and length of life—so don't be penny wise and pound foolish, get an EVER-READY Battery and give your set the basis of reliable power it needs.

Manufactured by THE EVER-READY CO. (Gt. Britain) LTD., Sydney & London

AUSTRALIA'S BEST BATTERIES

EVER READY
REGD. TRADE MARK

TORCHES, REFILLS & RADIO BATTERIES

LEVENSON'S GUARANTEE A CHEAPER PRICE FOR EVERYTHING IN RADIO

AERIALS

HARD DRAWN COPPER AERIALS

3/22	S.W.G.	80 feet each	2/6
3/20	B. & S.	80 feet, each	2/6
3/20	B. & S.	100 feet, each	2/9
3/20	S.W.G.	80 feet, each	2/9
3/20	S.W.G.	100 feet, each	3/-
7/20	S.W.G.	80 feet, each	6/6
7/20	S.W.G.	100 feet, each	7/-

HARD DRAWN ENAMELLED COPPER AERIALS

3/22	S.W.G.	80 feet, each	2/9
3/20	B. & S.	80 feet, each	3/-
3/20	B. & S.	100 feet, each	3/6
3/20	S.W.G.	80 feet, each	3/6
3/20	S.W.G.	100 feet, each	4/-
7/25	S.W.G.	80 feet, each	4/-
7/22	B. & S.	80 feet, each	5/-
7/22	B. & S.	100 feet, each	6/-
7/22	S.W.G.	80 feet, each	6/-
7/22	S.W.G.	100 feet, each	7/-
7/22	B. & S.	100 feet, each	8/-

Something Special in Aerials—Just Arrived!!

THE "LIKE A FLASH" BRITISH MADE SUPER-POWER TAPE AERIAL

Manufactured from Multi-stranded fine strong copper wires plaited into a Braided Tape. A Real Distance Getter. Like adding more Valves to your set. Ideal for all Locations. Recommended for in- or out-door use. For far away from Broadcast Stations results will surprise. For the Southern Seas . . . A Perfect Aerial at last!

Shorter lengths are needed than those usually used—it is almost everlasting.

PRICE, per yard 8d.

For areas in Metropolis and near Broadcast Stations—36ft. 7/6

For middle distance locations—72ft. 13/6

For far North Queensland, Northern Territory, Central Australia or the South Sea Islands—108ft. 18/6

A NEW SIMPLE ELECTRIC INTERFERENCE ABSORBER

For radios troubled with hideous unwanted man-made static picked up from surrounding electrical units, power stations, rail or tramway wires, etc.

Circular Flexible Copper Tube Shielding, together with 50ft. of insulated lead-in and earthing wire and earth clip 5/-, or with Laker Earth Tube, 10/-.

The flexible tubing covers the insulated lead-in wire and then the copper tubing is earthed with part of the insulated wire supplied.

Tubing alone sells for 15/- in Great Britain, where it has proved most successful in crowded areas.

"LIKE A FLASH" AERIAL KIT, 6/9

Comprises 80ft. Police Patrol Insulated Aerial. 6 egg Insulators. 1 Ebonite Lead-in Tube. 9ft. of Rubber Covered Lead-in Wire. 1 One Hole Mounting Lightning Arrester.

COMPLETE KIT 6/9

Special Rubber Covered Copper Stranded Aerial Wire, for indoor aerial, Auto aerials, lead-in wire, etc., yard 3d.
Dozen yards 2/9

"LITZ" STRANDED WIRE

The correct Frame or Indoor Aerial. Worth 30/- lb.

2-oz. Reels 2/-

Flexible Black Insulated Weather-proof Lead-in Slewing. 1 yard length 1/-

INSULATED TUBE


Levenson's can supply every item in Electrical Installation Material in Trade or Retail Lots.

Varnished Empire Cloth. Very pliable. Approx. 1 yard. 1/- per length

PHILIPS AERIAL COP

Usually 10/6


NOW 5/- each



A Limited Number Only. ORDER EARLY!

SPRING COPPER AERIALS

For eliminating Interference and Station Jamming.



Ideal for Indoor or Outdoor use.

May be placed between two posts at a close distance—yet giving the same effect as a long aerial. PRICE, EACH 1/-

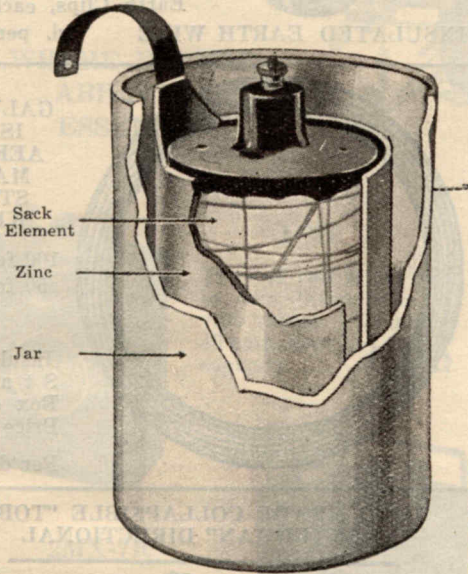
Send us your Name and Address and we will forward you a large selection of the Latest Advice on Radio. Include 2d. stamp.

RADIO AERIALS, ETC.

G.E.—Indoor Aerial Kits consisting of 50-ft. 14/.0076 V.I.R. Flexible in either brown, white or fawn finish, complete with Staples, packed in carton. Price, per kit 4/-

"A" BATTERIES

Rechargeable



AT YOUR SERVICE

No long waiting—your set available at full power all the time. These Sack Type Cells can be recharged at home by adding a solution of Siebrosal and water. No spilling and creeping. No damage or mess from spilt acid. Can be built up to any voltage required.

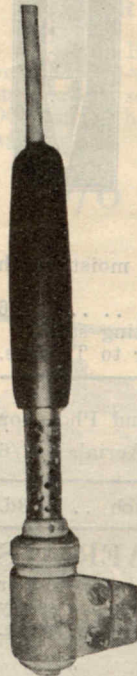
XCEL

ELECTRIC SOLDERING IRONS

"Built like a Gun"

FOR THE WORKSHOP OR HOME.

Manufactured entirely in Australia and sold complete with 6 feet of Flexible Cord.



TYPE H.3438

TYPE S.100

"Xcel" SOLDERING IRONS

Keep continuously at a uniform heat. The hand grip is always cool.

WE CONFIDENTLY CHALLENGE YOUR TRIAL OF AN Xcel SOLDERING IRON.

PRICES ON
OPPOSITE
PAGE

SIEMENS


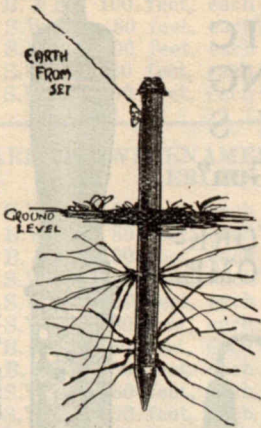
(AUSTRALIA) PTY. LTD.

PRICES ON
OPPOSITE
PAGE

LEVENSON'S GUARANTEE A CHEAPER PRICE FOR EVERYTHING IN RADIO

A CORRECT EARTH


Discard your makeshift water-pipe earth connection. Eliminates noise. Improves Selectivity. Aids distance reception.



"LIKE A FLASH" EARTH TUBES

Galvanised to form a non-rusting surface of high conductivity, thus making a perfect earth connection for radio reception. The driving head and point are made of solid metal, and may be driven hard without injury to the tube. Salt laden water percolating through the holes drilled insure everdamp moist earth surroundings.

Our Price 4/6
Complete with everdamp Percolating salts.
25% Discount in lots of 12 or over to Traders.



Pars Multi Strand Phosphor Bronze 100ft. Aerials 2/6

3-inch Porcelain Lead-in Tubes, each . . 3d.

"LITZ" WIRE INDOOR AERIALS

This specially covered wire is ideal for indoor aerials and for winding radio loops, and is easily concealed on a picture moulding or window frame. Enough for any indoor aerial.

Price per 2oz. reel 2/-

AERIAL MAST PULLEYS



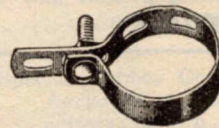
Non-Jam Aerial Pulley 1/-
With Screw Eye 1/3
With Halyard and Bolt 1/6

Insulated Lead-in Tubes with Terminals each end.
6-inch . . 1/- 9-inch . . 1/3 12-inch . . 1/9
Doz. Lots 8/6 Doz. Lots 11/6 Doz. Lots 11/3

AERIAL SWITCHES

With Lightning Gap.

S.P.D.T., Porcelain Base 1/6
D.P.D.T., Porcelain Base 3/6
S.P.D.T., Bakelite Base 1/6




3^d.



Earth Clips, each 3d.

INSULATED EARTH WIRE 1d. per foot.

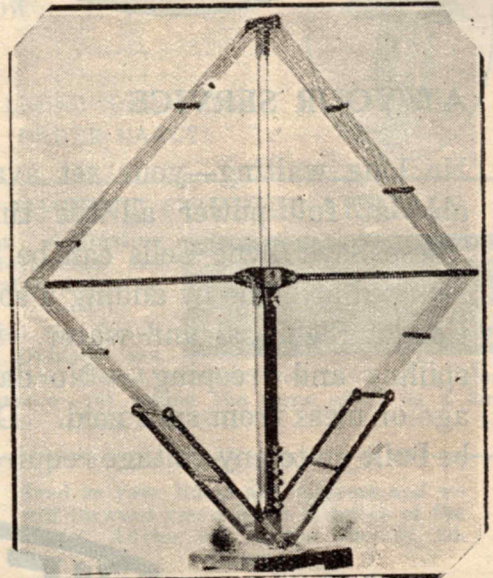


GALVANISED AERIAL MAST STAY WIRE

100 feet 2/3
50 feet 1/3

Insulated Staples, Box of 100 Price . 1/6 Per doz. 3d.


HIGH GRADE COLLAPSIBLE "TOBE DEUTCHMAN" DIRECTIONAL



INDOOR AERIAL

Varied Tappings Mounted on Plated Swivel Base. A Splendid Article Polished Mahogany. Silk Litz Wire. Swivel Base allows directing aerial to Broadcast Station for clearer sharper tuning and longer distance. Were £9/15/-. OUR PRICE NOW . . . £2

Masse Wireless Batteries are Used




WHERE DEPEND-
ABILITY IS
ESSENTIAL

Derby, W.A., 10/10/33.
Masse Batteries,
Masse Batteries functioned
perfectly throughout all
flights . . CHARLES ULM.



1-MR 7

Type of cell is for use
in sets fitted with 2-
volt valves. It has a
40 amp. hour
capacity ... **18/6**



1MX-11R

A de-luxe Bat-
tery for 2-volt
multi-valve sets.
100 amp. hour
capacity.

29/6

2MX-7R

A 4-volt cell designed
for sets with 4-volt
valves. 60 ampere
hour cap-
acity **44/-**



3MX-9R

Constructed
for 6 - volt
multi - valve
sets—80 amp.
hour capacity.

80/-



2MX-9R

Is a 4-volt Masse
Wireless Battery. It
has an 80 amp.
hour cap-
acity ... **52/-**



3MX-7R

A 6-volt cell
for sets re-
quiring 6-volt
batteries. 60
A.H. capacity.

67/-

Distributors for N.S. Wales . . .

MASSE BATTERY SALES COMPANY

NEILD AVENUE, RUSHCUTTER'S BAY, PADDINGTON, SYDNEY. FL2418.

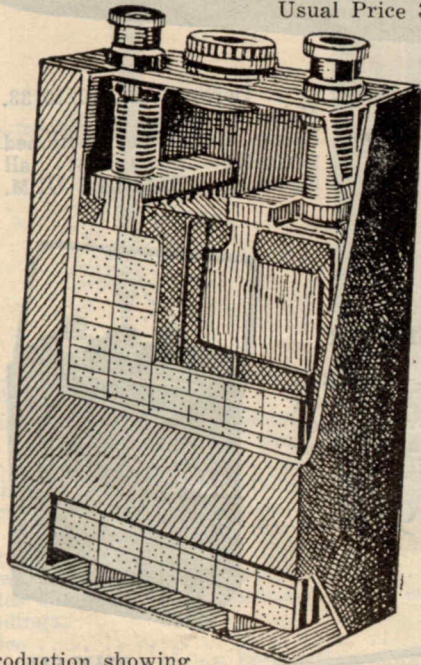
LEVENSON'S GUARANTEE A CHEAPER PRICE FOR EVERYTHING IN RADIO

ACCUMULATORS

BRITISH BUILT "FULLER" RADIO ACCUMULATORS

2 volts, 60 amp. NOW 17/6
Usual Price 35/-

**1/2
PRICE**



Reproduction showing interior structure.

2 volt units in unbreakable ebonite cases.
2-Volt Units connectable into 4 or 6 volts as desired.

WOODEN ACCUMULATOR CARRIERS
With Leather Carrying Handle. Sizes
7 x 6½ x 7½ inches and 6½ x 4 x 7 inches.
Were 4/6. NOW 2/- EACH

SPECIAL 2-VOLT ACCUMULATOR OFFER!

Clyde 2C-11, 100 amp. Hour Actual Accumulator 29/6

MASSE ACCUMULATORS


Guaranteed 18 Months.

Type 1MR7, 2v. 40 amp. hour	18	6
Type 1MX11R, 2v. 100 amp. hour	£1	9 6
Type 2MX7R, 4v. 60 amp. hour	£2	4 0
Type 2MX9R, 4v. 80 amp. hour	£3	7 0
Type 3MX7R, 6v. 60 amp. hour	£3	7 0
Type 3MX9R, 6v. 80 amp. hour	£4	0 0
Type 3ME13R, 6v. 100 amp. hour	£4	12 0

Free Freight and Packing to any Station in N.S.W. by Goods Train. This concession applies only to Masse Accumulators sold at full list price. Full Trade Discounts available to legitimate Dealers plus freight and packing.

PERRINE POWER UNIT

Perrine "A" Supply power unit to operate from 240 volt A.C. mains. Contains first quality accumulator and heavy duty charger which constantly keeps a accumulator acid at correct specific gravity. Has "peep-hole" for liquid level and switch



60/-

included. Rubber covered twin flex in all. A first class job. 12 Months Guarantee. 2, 4, or 6 volt Taps.

SOLVES THE BATTERY PROBLEM IN THE COUNTRY

A.D. CARBON CELLS

Air Depolarising. Self-generating.

- 1 Solves the Battery Problem in the Country.
- 2 Generates its own current.
- 3 No power supply required.
- 4 Ample flow of current at all times.
- 5 No acids or vicious alkalis.
- 6 Will efficiently operate any type of Wireless set.
- 7 The most efficient primary battery made.
- 8 Absolute satisfaction guaranteed.
- 9 Manufactured in AUSTRALIA.
- 10 Successfully marketed throughout Australia for over 7 years.

Carbon Batteries are now available in three types, details of which are shown hereunder:—

Light Duty 229 type .3 amps max. discharge	450 hours. Price	£1 18 0
Medium Duty 217 type .5 amps max. discharge	1000 hours. Price	£2 10 0
Heavy Duty 222 type 1.0 amps max. discharge	1000 hours. Price	£3 3 0

Each Carbon Cell generates 1½ volts.

CARBON CELLS

	Type 229	Type 217	Type 222
SPARES—			
Carbons	19/3;	£1/2/6;	£1/12/-
Zincs	7/-;	8/3;	12/-
Jars	10/-;	17/-;	15/-
Salts	5/6;	5/6;	5/6
Covers	—	2/9;	2/9



EXIDE WIRELESS BATTERIES

"CZ" EXIDE TYPE "A" BATTERIES

These are 2-volt cells in ebonite containers and will give heavy currents for long periods. They are regarded as the standard popular type of Exide Low Tension Battery, giving absolute reliability at the lowest price consistent with the highest class of material and workmanship.

Type	Volts	Amp. Hr. Cap. at 100 hr. rate	Retail Prices
CZE2	2	23	14/-
CZE3	2	35	16/3
CZE4	2	46	18/6
CZE6	2	70	26/-

"XH" EXIDE TYPE "A" BATTERIES

The Exide "XH" Series of "A" Batteries are made in ebonite containers and in 2, 4 and 6 volt types. They have a much larger capacity than the "CZE" Series and require recharging less often.

Type	Volts	Amp. Hr. Cap. at 100 hr. rate	Retail Prices
1XH11	2	100	£1 9 6
2XH7	4	60	£2 4 0
2XH9	4	80	£2 12 0
3XH7	6	60	£3 7 0
3XH9	6	80	£4 0 0

EXIDE "DTG", "DFG" "A" BATTERIES

These are 2-volt batteries in glass containers and are primarily designed to give current up to .3 or .4 of an ampere—that is slow discharge without the necessity of frequent

charging. They are ideal for two or three valve sets, taking not more than .35 of an ampere.

Type	Volts	Amp. Hr. Cap. at 100 hr. rate	Retail Prices
DTG	2	12	12/-
DFG	2	27	£1

EXIDE "W.H.E." "B" BATTERIES

The ideal source of High Tension Current for Wireless. Can be recharged again and again.

			Retail Price
In 10 volt units:	5000 milliamps . . .		15/-

Also obtainable in crates of 40, 50 and 60 volts.

EXIDE MOTOR CYCLE BATTERIES

TYPE 3ET5A, 6 VOLTS . . . 36/-

For Chater-Lea, Douglas, Humber, New Imperial, Radco, Rudge Whitworth, Velocette and Zenith motor cycles.

TYPE 3EK5A, 6 VOLTS . . . 36/-

For Abingdon, A.J.S., Ariel, B.S.A., Douglas, Enfield, Excelsior, James, Matchless, New Hudson, Norton, P. & M., Raleigh, Sunbeam, Triumph and Zenith motor cycles.

TYPE 3HZ4, 6 VOLTS . . . 60/-

For Indian and Harley Davidson motor cycles.



EXIDE CAR BATTERIES

The Exide range of Car Batteries exceeds 50 different types—a type for every make of car.

Battery Type	Start Cap. in amps. at 20 min. rate	Retail Price
Exide Super 6 volt 13 plate . .	105	£5 7 0
Exide Standard 6 volt 13 plate	105	4 12 0
Exide Clifton 6 volt 13 plate	98	3 16 0
Exide Super 6 volt 15 plate . .	122	5 19 6
Exide Standard 6 volt 15 plate	122	5 2 0
Exide Clifton 6 volt 15 plate	114	4 5 0
Exide Super 12 volt 9 plate . .	70	7 12 0
Exide Standard 12 volt 9 plate	70	6 12 0
Exide Clifton 12 volt 9 plate	65	5 10 0

RECHARGEABLE BATTERIES

LECLANCHE TYPE

1½ VOLT CELLS FOR "A" BATTERIES

Size "O"—Complete cell with Charging Salt 12/6

SPARE PARTS

Elements, each 6/-
 Jars, each 2/9
 Zincs, each 3/9
 Charging Salt, per lb. 2/-

SIEMENS INERT SALAMONIAK CELLS

1½ Volts. Max. Discharge 100 M.A.

To charge, you fill only with water.


1/6 EACH . . . Worth 4/-

BATTERY CLIPS

Leaden Non-Corrosive Battery Clip.


2½ inch non-solder type.

9d. EACH



CROCODILE BATTERY OR COIL CLIPS

These clips are neatly made and have tapered serrated jaws which give perfect contact by reason of strong spring pressure. Nickel Plated. Solder or Non-solder types, each, 3d.; per gross 21/-



BATTERY CLIPS

Leal Covered to prevent corrosion. Teeth are of saw cut style, assuring positive contact.

No. 2	No. 3	No. 1	4-in.
1½-in.	1¾-in.	2½-in.	
6d.	4d.	9d.	1/3
2½in. nickel, non-solder type	1/3		
2½in. nickel, non-solder type	9d.		
1½in. nickel, non-solder type	5d.		
1½in. nickel, non-solder type	4d.		

REBUILT AS GOOD AS NEW

ACCUMULATOR CLEARANCE

2 Volt, 60 amps., 10/6; 100 amps. . . . 12/6
 4 Volt, 60 amps., 21/-; 100 amps. . . . 25/-
 6 Volt, 60 amps., 31/6; 100 amps. . . . 37/6
 Fully Charged. Guaranteed 12 Months.

FULLER BRITISH PLATELESS ACCUMULATOR

No plates to buckle. No sulphating. No trouble.
 2 VOLT UNITS—80 AMP. HOURS . . . 35/-
 Size: 6¼in. high x 4in. wide x 4in. deep.
 6¼ pounds in weight.

HYDROMETERS

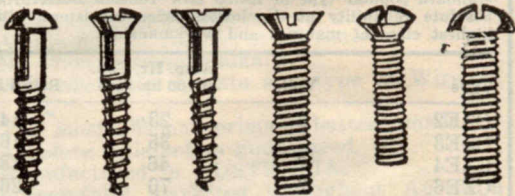


Very Accurate, Large Size 3/6
 Very Large Size 5/-
 Large size Spare Floats, each 1/6
 Large Size, Barnett Glass make 5/6
 Large Size Floats, 1/- and 1/6
 Rubber Bulb or Nozzle 1/6
 Glass Barrell 1/-



Scientific, accurate. Simple, efficient accumulator tester. Only pocket size. Clean and handy. A Thousand per cent. Better, Handier, Accurate. A positive scientific action, therefore constantly perfect. Every car or radio owner should have one. Price each 1/6

BOLTS, NUTS AND SCREWS FOR SET BUILDERS



For attaching panel brackets and parts to base-board, etc. Round Head Bolts. Prices include nuts.

¼in. x ¼in.	5/6 gross	6d. doz.
¼in. x ¼in.	5/6 gross	6d. doz.
¼in. x ¼in.	6/- gross	7d. doz.
½in. x ¼in.	6/3 gross	8d. doz.
½in. x ¼in.	7/- gross	9d. doz.
Extra Nuts	2/2 gross	3d. doz.
Iron ½in. x ¼in.	3/4 gross	4d. doz.

ROUND HEAD SCREWS

Nickel ¼in. x 5 RH 4/2 gross 5d. doz.
 Nickel ¼in. x 5 RH 4/6 gross 6d. doz.


ACCUMULATORS

12/-, 15/-, 17/6, and 21/- per 2 Volt Unit.
 2 Units necessary if using 4 volt valves.
 3 Units necessary if using 6 volt valves.


LEVENSON'S RADIO . . . WILL NOT BE UNDERSOLD

CLYDE RADIO BATTERIES


More Power to You



Clyde 6-Volt Radio Battery



Clyde 4-Volt Radio Battery



Clyde Heavy Duty 2-Volt Cell, Type S9



Clyde Heavy Duty 2-Volt Battery

Price List

(Subject to change without notice)

C.R. TYPE RADIO BATTERIES

Type	Volts	Actual Capacity	Ignition Capacity	Price
6 CR7	6	60 amperes	120 amperes	£3 1 0
6 CR9	6	75 "	150 "	£3 6 8
6 CR11	6	90 "	180 "	£4 4 0
6 CR13	6	105 "	210 "	£4 15 6
4 CR7	4	60 "	120 "	£2 6 6
4 CR9	4	75 "	150 "	£2 12 0

S.R. TYPE RADIO BATTERIES

Type	Volts	Actual Capacity	Ignition Capacity	Price
4 SR5	4	25 amperes	50 amperes	£1 14 0
6 SR5	6	25 "	50 "	£2 13 8
4 SR7	4	40 "	80 "	£2 1 9

HEAVY DUTY 2-VOLT LARGE CAPACITY BATTERIES

Fitted in Hard Rubber Container, complete with Carrying Handle, specially designed for use with Battery Operated Sets using 2 Volt Valves.

Type	Volts	Amp. Hour Capacity at 100 Hour Rate	Price
2VC11	2	100	£1 9 6

HEAVY DUTY 2-VOLT CELLS

These Cells can be coupled together and used in either 2, 4, or 6 Volt Units. Connecting Links supplied without extra charge.

Type	Volts	Actual Capacity	Ignition Capacity	Price
S5	2	25 amperes	50 amperes	£0 16 0
S7	2	40 "	80 "	£0 17 0
S9	2	50 "	100 "	£1 8 6

CLYDE SERVICE AND GUARANTEE

Every Standard Clyde Battery is guaranteed to be free from defects in either material or workmanship and is covered for 15 months by a fully protective policy.

AMPLIFYING UNITS

3 STAGE RESISTANCE COUPLED
AMPLIFYING UNITS ... 21/-




Tonal reproduction unsurpassed. Supplied for Battery Sets. 7/6 each Stage—with Resistances

Set Manufacturers!

Let us quote you for your particular design in Aluminium or Steel Chassis. You can't beat our price for reasonable quantity lots.

3-STAGE AMPLIFIER
DE JUR 3-STAGE AMPLIFIER



Complete with all Resistances. Ready to hook up. Usually £3.
NOW £1

SEND 5/-

And we will forward you a Selection of many Diagrams explaining the construction of receivers from Crystal to Multi-Valve. Also Portables, Eliminators, Chargers, etc.

SEE COUPON, INSIDE FRONT COVER

A MEAD CHASSIS — is what you need!

§ [The Technical Editor of "Wireless Weekly" selects Mead Chassis for all his circuits . . .] §

Ready made Mead Chassis

- | | |
|------------------------------|---------------------------------------|
| The Baby Super Chassis | The Auditorium 8 Chassis |
| The 9/58 Chassis | The Straightforward Battery 3 Chassis |
| The Universal Four Chassis | The Duplex Diode Chassis |
| The Golden Super Chassis | The 1933 Advance Chassis |
| The Simplified Super Chassis | The 1933 Super Chassis |

ALL THE ONE PRICE

8/6

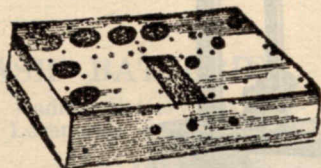
at **LEVENSONS**

STEEL MEANS STRENGTH in your chassis and accurate tracking in Super - Hets.
ANY "WIRELESS WEEKLY" MEAD CHASSIS 8/6

LEVENSON'S GUARANTEE A CHEAPER PRICE FOR EVERYTHING IN RADIO

ALUMINIUM CHASSIS AND PANELS

Cut and Bent Free while you wait. 18 gauge 1/4d. per square inch. English, Polished, Guillotine Cut. Drill-ing also done.



9 x 8 x 2 inches x 18 gauge	5/-
12 x 10 x 2 1/2 inches x 18	6/-
12 x 11 x 2 inches x 18	5/9
12 x 9 x 2 inches x 18	5/6
12 x 11 x 2 1/2 inches x 18	6/3
13 x 9 x 2 1/2 inches x 18	5/9
14 x 10 x 2 inches x 18	6/-
13 x 9 x 2 inches x 18	5/9
14 x 9 1/2 x 2 inches x 18	6/-
15 x 10 x 2 inches x 18	6/3
15 x 9 x 2 inches x 18	6/-
15 x 12 x 2 inches x 18	6/9
15 x 11 x 2 inches x 18	6/6
16 x 10 x 2 inches x 18	6/8
16 x 10 1/2 x 3 inches x 16	7/9
16 x 9 x 2 inches x 16	7/3
16 x 10 1/2 x 2 1/2 inches x 16	7/4
16 x 10 x 2 1/2 inches x 18	7/3
17 x 10 x 2 inches x 16	7/3
17 1/2 x 9 1/2 x 1 1/2 inches x 16	7/3
17 x 11 x 2 inches x 16	7/4
18 x 10 x 2 inches x 16	7/4
18 x 11 x 2 inches x 16	7/8
18 x 11 x 2 1/2 inches x 16	7/8
18 1/2 x 10 1/2 x 2 1/2 inches x 16	7/8
18 x 12 x 2 inches x 16	8/-
19 x 11 x 2 1/2 inches x 16	8/3
19 x 9 x 2 inches x 16	7/6
19 x 11 x 2 inches x 16	7/9
20 x 10 x 2 inches x 16	7/9
20 1/2 x 9 1/2 x 2 1/2 inches x 16	8/6
20 1/2 x 9 1/2 x 2 inches x 16	8/3
20 1/2 x 10 1/2 x 2 1/2 inches x 16	8/4
23 x 10 1/2 x 2 inches x 16	8/6
24 x 14 x 2 inches x 16	9/6
24 x 9 1/2 x 2 1/2 inches x 16	8/6

Made of best English Polished Aluminium. Perfect cut, square and solid. Chassis are also available drilled at a small extra cost.

You have never heard a Real Battery Operated Radio until you have heard THE "SKY RAIDER" 4, BATTERY SET. See page 153.

For tone it is perfect. For distance it is supreme. Stations you have always missed, you will now hear. It's perfect, and, best of all, you can build it yourself. Designed the new all-metal way. It comes to you with ready built and drilled chassis. The valve sockets and all the little components mounted. Easy to assemble and a real pleasure. Turn to the simple circuit in the Kit Section and note how simple it all is. Even to the new Radio Fan.

"Like-A-Flash" STEEL CHASSIS

For all "Wireless Weekly" featured Circuits. Ready Drilled 6/-
 4, 5 or 6 pin wafer sockets fitted, each, extra 9d.
 With 7 pin, each, extra 1/-

ALUMINIUM CHASSIS

18 GAUGE
 Total Area (all over size), per square inch 1d.
 Wafer Sockets fitted: 4, 5 or 6 pin, each, extra 9d.
 7 pin, each, extra 1/-



ALUMINIUM SHEETS FOR 18 GAUGE

Chassis Construction, Shield, Chassis and Boxes, etc.

WE CAN CONSTRUCT ALUMINIUM CHASSIS, SHIELDS, OR POWER PACK BOXES TO SUIT ANY SPECIFICATIONS. We also carry a stock of Ready Made Chassis as under. Drilling your specification extra.

METAL CHASSIS ACCESSORIES

Rubber Grummets 1 1/2d. and 2d.
 Eyelets for Coil Making, dozen 3d.
 Fibre Washers, dozen, 2d., 3d., 4d. and . . 6d.
 Chassis Nuts and Bolts, dozen 6d.



Make Radio a Profession!

—not merely a hobby. Hundreds of leading RADIO EXPERTS ARE I.C.S. STUDENTS.

YESTERDAY'S Knowledge is not enough! You must KEEP STEP WITH PROGRESS in order to meet TO-DAY'S Problems!

An I.C.S. Course is your only Chance

The instruction is under constant revision by the World's greatest experimenters, and the ILLUSTRATION METHOD makes everything clear and practical. You can become an EXPERT in your own Home.

WRITE FOR FREE ADVICE — WE HAVE A COURSE FOR YOU!

International Correspondence School's (Australasia) Ltd.

140 ELIZABETH STREET, SYDNEY

Sirs,—Please send me Free Prospectus giving details of the Radio Course marked with an X:

- Complete Radio Eng. —Radio Maths. —Talkie Operating
- Radio Servicemen's Exam. —Radio Servicing —Electrical Mechanics
- All Radio Examinations

Name..... Age.....
 Address.....



There's an Exide for every Purpose

EXIDE have been making batteries for forty-five years and are the World's Largest Manufacturers of Batteries for every purpose.

There are Exide factories in England, Canada, Australia, United States, and Italy — furthermore there are more Exide Batteries sold than any other make.

Everywhere where there is need for a battery you will find Exide Batteries giving unfailing service. Sir Charles Kingsford Smith, Admiral Byrd, Sir Douglas Mawson, Captain Amundsen, Sir Alan Cobham, Sir Hubert Wilkins, used Exide Batteries on their perilous ventures.

Catalogues dealing with any type of battery sent free on request to

Exide Batteries of Australia Limited
GRACE BUILDING, YORK STREET, SYDNEY


LEVENSON'S GUARANTEE A CHEAPER PRICE FOR EVERYTHING IN RADIO

Dry Batteries

SAVES MONEY

"LIKE A FLASH" BATTERIES

Made by Australia's leading Battery Manufacturers expressly for Levenson's Radio.



**PLEASE
ADD
FREIGHT
TO ALL "L.A.F."
BATTERIES**

No. B1—"Like a Flash" Triple Duty 45 volt "B" Batteries. Weight, 13½ lbs.


Price . . 14/6
Lots of 6 11/4 each plus Sales Tax.

No. B2—"Like a Flash" Heavy Duty 45 volt "B" Batteries.

Price . . 11/9

Weight, 9 lbs.

Lots of 6 9/1 each plus Sales Tax.



No. B3—"Like a Flash" Light Duty 45 volt "B" Batteries.

Price . . . 7/3


Weight, 3 lbs. 4 ozs.

Lots of 6 5/6 each plus Sales Tax.



No. B5—"Like a Flash" 9 volt "C" Battery. 13ozs. . . 2/-

Lots of 12 1/5 each plus Sales Tax.



No. B6—"Like a Flash" 4½ volt "C" Battery. 1 lb. 2 ozs. 2/-

Lots of 12 1/5 each plus Sales Tax.



No. B4—"Like a Flash" "A" Batteries, 1½ volts.

Weight, 2 lbs. 5 ozs. 2/3

Lots of 12 1/10 each plus Sales Tax.


DIAMOND BATTERIES

MAMMOTH "B" BATTERY—	
45MV—45v. vertical	30/-
TRIPLE CAPACITY "B" BATTERIES—	
45TF—45v. flat	18/-
45TV—45v. vertical	18/-
60TV—60v. vertical	28/-
HEAVY DUTY "B" BATTERIES—	
60HF—60v. flat	18/-
60HV—60v. vertical	18/-
45HF—45v. flat	14/6
45HV—45v. vertical	14/6
22½HF—22½v. flat	7/3
LIGHT DUTY "B" BATTERIES—	
90LL—90v. long	17/6
60LS—60v. square	11/6
60LL—60v. long	11/6
45LL—45v. long	8/9
45LS—45v. square	8/9
30LS—30v. square	5/10
22½LL—22½v. long	4/5
HEAVY DUTY "C" BATTERIES—	
C4½—4½v. vertical	2/3
LIGHT DUTY "C" BATTERIES—	
C15—15v. vertical	3/9
C9—9v. vertical	2/3
1½ VOLT DRY CELLS—	
6—1½v. buzzer round	2/7
TORCH REFILLS—	
DR2—1½v. standard round	6½d.
DR4—1½v. intermed. round	6d.
DR6—4½v. flat 2½in rd.	9d.
DR8—3v. junior round	6d.
IGNITION BATTERIES—	
Starter—6v.	14/9
Goods Train Freight Free in N.S.W. Interstate to Border.	

Safeguard your Battery Valves against Burn-outs

USE AN—

HELIOGEN SAFETY FUSE, 2/6



RED OR BLACK

Plugs into "B" Batteries as Wander Plug.
Rubber Grommets, 1½d. and 2d.


OLD GOLD AND SILVER

As payment or part payment for your radio requirements send along to us any old gold or silver of which you desire to dispose of.

WE GUARANTEE TO ALLOW YOU THE BEST VALUE FOR SAME IN SYDNEY.

We will also supply radio goods to the value of 20/- for a golden half sovereign and goods to the value of 40/- for a golden sovereign.

Dry Batteries



IMPEX DRY BATTERIES

Forwarded Freight Free by Goods Train anywhere within N.S.W.

TRIPLE CAPACITY "B" BATTERIES

- 45 volts Flat type 18/-
- 45 volt Upright type 18/-

HEAVY DUTY "B" BATERIES

- 60 volt Flat type 18/-
- 60 volt Upright type 18/-
- 45 volt Flat type 14/6
- 45 volt Upright type 14/6
- 22½ volt Flat type 7/3

LIGHT DUTY "B" BATTERIES

- 90 volt Long type 18/6
- 60 volt Square type 11/6
- 60 volt Long type 11/6
- 45 volts Long type 8/9
- 45 volt Square type 8/9

HEAVY DUTY "C" BATERIES

- 4½ volt 2/3

LIGHT DUTY "C" BATTERIES

- 15 volt 3/6
- 9 volt 2/3

1½ VOLT "A" DRY CELL

- 1½ volt Super type 2/7

TORCH UNITS

- 1½ volt Standard type 6½d.
- 1½ volt Intermediate type 6d.
- 4½ volt Flat type 9d.
- 3 volt Junior type 6d.

Goods Train Freight Free in N.S.W.
Interstate to Border.

SAFETY IN BATTERY BUYING

We have the largest battery turnover in the State, thereby assuring customers of fresh goods always.

Hundreds of Reconditioned Philips "B" BATTERY ELIMINATORS in stock. Guaranteed perfect as new. Complete ready to install, with valve. Price, each 25/-

BATTERY LINKS

A reliable and efficient Connector, for making up a High Tension Battery from the Standard pocket lamp batteries. With hole for Wander Plug.

PRICE: Each . . 2d.; Dozen . . 1/6

Send 2d. Stamp for illustrated Folder of "Like A Flash" Radio Cabinets and De Luxe Combinations. Each a piece of furniture which proudly holds its place in any room.

AUSTRALIA'S BEST BATTERIES



TORCHES, REFILLS & RADIO BATTERIES

EVER READY DRY BATTERIES

"B" BATTERIES

- HD—45 volt Flat 14/6
- HDV—45 volt Vertical 14/6
- HD—60 volt Flat 18/-
- HDV—60 volt Vertical 18/-
- SS—45 volt Flat Superdine 18/-
- SSV—45 volt Vertical Superdine 18/-
- WP—22½ volt Flat 6/3
- WP—31½ volt Flat 6/9
- WP 42 volt Flat 8/9
- WP—45 volt Flat 8/9
- WP—63 volt Flat 11/6

"C" BATTERIES

- No. 126—4½ volt 2/3
- WS9—9 volt 2/3

"A" BATTERIES

- Standard 1½ Volt Cell 2/7


Goods Train Freight Free in N.S.W.
Interstate to Border.

EVER READY TORCH BATTERIES

- No. 1000—4½ volt Oval 9d.
- No. U2—1½ volt Unit 6½d.
- No. 1—4½ volt Torch 1/7½
- No. 1547—3 volt Torch 1/1
- No. U4—1½ volt Unit 6d.
- No. 1839—3 volt Torch 1/-
- No. 8—3 volt Torch 6d.
- No. 1915—3 volt Torch 8d.
- No. 1678—3 volt Torch 9d.
- No. 1450—3 volt Torch 9d.
- No. 2015—3 volt Torch 9d.
- No. 12—4½ volt H. Lamp 2/-
- No. 15—4½ volt H. Lamp 2/-
- No. 14—7½ volt H. Lamp 3/6
- No. 800—3 volt Cycle 1/3
- No. 295—4½ volt Oval 2/-
- No. 1626—3 volt Oval 1/7½
- No. 121—4½ volt Oval 1/3
- No. 730—3 volt oval 10d.
- No. 3678—4½ volt Oval 1/3

LEVENSON'S CAN SUPPLY ANY WANTED ELECTRICAL ITEM OR UNIT INSTALLATION EQUIPMENT AND ALL HOUSEHOLD APPLIANCES.

LEVENSON'S GUARANTEE A CHEAPER PRICE FOR EVERYTHING IN RADIO



**Longer
Stronger
Better
Reception with
the NEW**

IMPEX
DRY BATTERIES

CONTAIN NO INJURIOUS ACIDS

THE NEW IMPEX sets a totally new standard in Australian-made batteries.

Among the improvements are new improved sealed carton, eliminating sealing wax, heavier gauge zinc containers, improved insulation, larger capacity cells.

Buy THE NEW IMPEX with complete confidence. It is far better than any battery that has hitherto been produced in Australia, yet it costs no more than other makes.

3 months guarantee with THE NEW Impex Dry Batteries

HERBERHOLDS DRY BATTERIES (AUST.) PTY., LTD.

562 SPENCER-STREET, MELBOURNE, C1.

Head Factory: Utrecht, Holland


PARAMOUNT

QUALITY RADIO COMPONENTS

ALL-WAVE KITS

Retail Price

- Kit A.W.1
£7/7/-
- Kit A.W.2
£6/10/-
- Kit A.W.3
£6/7/-
- Kit A.W.4
£5/15/-



Retail Price

- Type AD. 27
£4/4/-
- Type AD. 2A7
£4/4/-
- Type AD. 33
£4/17/6
- Type AD. 33A
£4/17/6
- Type ADB. 33
£4/17/6
- Type ADP. 27
£4/17/6
- Type ADP. 2A7
£4/17/6

Resistors — RETAIL PRICE — Resistors

10 m.a. type to 3000 ohms .	1/6 each	3000/5000 ohms .	1/9 each
25 m.a. type to 500 ohms	1/- each	500/1000 ohms	1/3 each
		1000/2000 ohms	1/6 each
50 m.a. type to 500 ohms	1/6 each	500/750 ohms	1/6 each
		750/1000 ohms	1/9 each
75 m.a. type to 250 ohms	1/6 each	250/500 ohms	1/9 each
		500/750 ohms	2/- each
Air Dielectric Intermediates	£1	Mica Dielectric	9/6

Paramount Radio Components are made and tested by experts, backed by a laboratory equipped with the latest type of precision instruments.

All Components are guaranteed against faulty workmanship.

PARAMOUNT RADIO MANUFACTURING Co

299a-301 Castlereagh Street, Sydney, N.S.W.

Phone MA 3875

LEVENSON'S GUARANTEE A CHEAPER PRICE FOR EVERYTHING IN RADIO

HOME BUILDERS AND SET MANUFACTURERS

We are the actual manufacturers of the following Quality Radio Components and can therefore quote the very lowest prices.

- SAXON Dynamic Speakers
- SAXON Variable Gang Condensers
- SAXON Power Transformers
- SAXON Fixed Condensers
- SAXON Coil Kits
- SAXON Intermediate Transformers
- SAXON Padding Condensers
- SAXON Carbon Type Resistors
- SAXON Wire Wound Volume Controls

All parts Unconditionally Guaranteed for Twelve Months



Obtainable from **LEVENSONS RADIO**
AND ALL LEADING RADIO DEALERS

And wholesale only from

ECLIPSE RADIO PTY. LTD.

137 Clarence Street, Sydney, N.S.W.
88 Adelaide Street, Brisbane, Q'land.

216 City Road, Sth. Melbourne, Victoria
43 Austin Street, Adelaide, S.A.

RADIO SERVICE MENS' LIBRARY

"WIRELESS—THE MODERN MAGIC CARPET"




279 Pages

Per copy . . . 8/6

Radio in both practical and theoretical aspects is dealt with in an easily understood manner, which cannot fail to instruct, whilst every page is an entertainment. Priced at 8/6. A worthy addition to any library.

"FINDING FOREIGN STATIONS"



This book would be better named "Finding Interstate Stations" when applied to Australian conditions.

184 Pages

Price . . . 8/6

Many circuit diagrams and illustrations. This edition will be enthusiastically received by all who would have the best possible result from their set. This book appeals especially to folk eager to hear interstate or long-distance stations.

"WIRELESS STEP BY STEP"

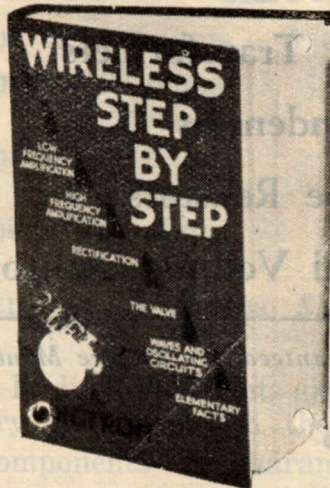
185 Pages, fully illustrated.

Price . . . 5/-

"I myself enjoyed every page of this fine work, now in its 9th edition, which is a record for a Radio Book. This is the type of English book which makes me pleased that we in Australia use the English language.

The Publication which should be translated into every language. Indispensable to

the enthusiast who would have the maximum enjoyment from his set. The book for beginners and advanced radio enthusiasts."



PHILIPS Famous Publication

"RADIO SIR!" . . . 6d. each

A limited Number Only

FOR YOUR RADIO LIBRARY

- "Amplification of Wireless Signals" . . . 2/-
- "Seeing by Wireless—Television." . . . 2/-
- "Wireless Communication and Broadcasting," . . . 2/-
- "Modern Valves," . . . 2/-
- "Wireless Receiving Circuits" . . . 2/-
- "Wireless Measuring Instruments" . . . 2/-
- "Wireless Telegraphy and Telephony" . . 1/6

RADIO BOOKS ARE APPRECIATED PRESENTS

- Portfolios of Electric Sets, 2/6. NOW . . 1/-
- "The Construction of Amateur Valve Stations (receiving stations). By Alan L. M. Douglas . . . 6d.
- A splendid little book full of Radio knowledge.
- "How to Build Amateur Valve Stations. (Means receiving stations). By Philip R. Coursey, 1/6. Now . . . 6d.

THREE FOR . . . 4/6
CASSELL'S WELL KNOWN

HANDBOOKS

ALL NOW REDUCED TO 1/6 EACH VOLUME

- "Wireless Telegraphy and Telephony."
- "Wireless Telephony Explained," 122 pages.
- "Book of the Neutrodyne," 110 pages.

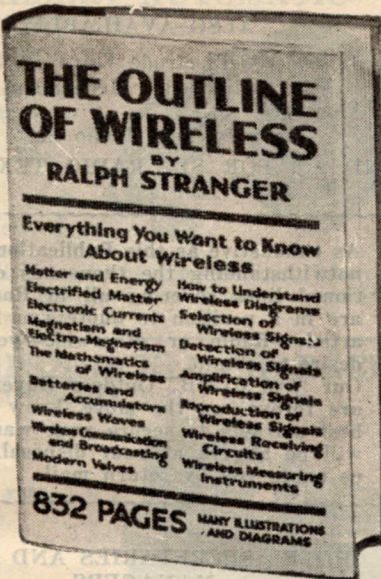
LEVENSON'S GUARANTEE A CHEAPER PRICE FOR EVERYTHING IN RADIO

"THE OUTLINE OF WIRELESS"

By RALPH STRANGER **15/-**
The Best Radio Book Ever Published. per copy

Packed
cram jamb
full of Hot
— Live —
Brisk In-
structive
and Inter-
esting Radio
Talk. Newly
arrived
from Eng-
land, the
latest —
thoroughly
modern.

The author,
who has
written 16
books for
the English
radio listen-
er, has in-
corporated
the most
worth-while
articles from
his other
works into this
fine
volume. Over
800 pages. Simple,
Non-Technical
Language.



"THE HOW AND WHY OF RADIO"

By Alan Hunter
PRICE . . . 5/-

This book has been expressly written for beginners. It provides a clear conception of the general theory and practice of wireless reception in simple non-technical terms.



Radio is a new born Science. . It's in its infancy.

"HOP IN"

and learn by the surest method—Experimenting.

BUILD SETS. Levenson's "Easiway" Charts lead you to success. Send 2/6 for a liberal range of Assembly Charts.

As sure as the sun will rise—so will our future be wrapped around Wireless. Its scope is unlimited. TELEVISION, WIRELESS TELEPHONY, etc., will follow in a simplified way. To be ignorant of its operation will brand any one of the rising generation as a backward individual.

Keep pace with progress. Buy the lad a traded-in set for experimental purposes. Why not secure a modern radio kit to assemble.

W. & A. Warwick 133 WEST ST., HURSTVILLE

'Phone :

W 4364

**Metal Spinners
Electroplaters
Silversmiths**

*Special attention to Sporting Trophys, Cups,
Rose Bowls, etc. Manufacturers of all kinds
— of Radio Coils and Valve Shields —*

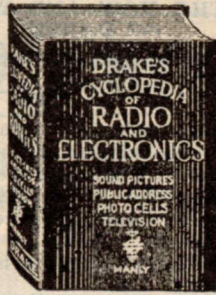
**Special attention to wholesale orders
through Levenson's Radio [Distributors]**

Every Set-Builder and Amateur should own

DRAKE'S CYCLOPEDIA OF RADIO

Price . . . 39/-
1/6 Postage

THE WORLD'S GREATEST RADIO BOOK



If you are building any set, if you are a radio experimenter, service engineer, student, dealer or salesman, you will find the whole world of technical information in the latest edition of Drake's Cyclopaedia of Radio. What you want to know is there, at your finger-tips, alphabetically arranged, clearly illustrated with specially-drawn diagrams—all in one big book. Drake's Radio (new Edition) is right up to the minute on all radio subjects, including short-wave reception.

It contains all the conceivable information which a set-builder and designer needs for radio reference—over 500 complete articles and 1100 additional definitions, covering the whole field of radio in one handy volume.

1048 Pages; 1700 Headings; 1178 Illustrations; 130 Tables; 105 Graphs.

"EVERY MAN'S WIRELESS"

An Australian Publication. Published to fulfill the needs of the Australian listener. We recommend with confidence 8/6

ALSO AVAILABLE

- "The Shielded 4-Electrode Valve" 1/6
 - "Wireless Controlled Mechanism for Amateurs" 1/6
 - "How to Electrify Your Radio Set" 1/6
- SEND 2/6 FOR SIX RADIO TEXT BOOKS.

As exhaustive as this Publication is and notwithstanding the thousands of mentioned lines covering all in Radio, we are in a position to quote you for any article—Radio or otherwise—you may desire to obtain.

Our "500 CLUB" Outdoor Buyers, who are forever on the move, know all the best markets to secure your wants and will be always at your disposal. Let us quote you by return mail.

HOTEL SECRETARIES AND CLUB MANAGERS

Write for our illustrated pamphlet. It is of interest to you!



ACORN

When building that new receiver demand Acorn chassis valve shields, coil shields and sockets; and rest assured your receiver has a quality foundation. Dealers, sell your clients quality by standardising on Acorn.

ACORN PRESSED METAL Co. Ltd.

Phone L 2977

4-6 Mathieson St., Camperdown

Phone L 2977

LEVENSON'S GUARANTEE A CHEAPER PRICE FOR EVERYTHING IN RADIO

BATTERY CHARGERS


FOR LESS THAN YOU EXPECTED TO PAY!

WALBERT AUTOMATIC CHARGING SWITCH

Makes Charging your battery as simple as turning on an Electric Set.

PRICE .. 10/6

As you switch your set off you automatically switch the "charger" on; when you switch the "charger" off you automatically switch the set on.




PHILIPS "A" BATTERY CHARGERS

No. 415.

Usually . . . £4/15/-
Our Price, complete with Valves .. 32/6

Reconditioned as New.


Charging rate 1.3 amp.



PHILIPS TRICKLE CHARGER COMPLETE WITH VALVE

Charging rate: 1/2 amp.

25/-



Used, but as good as new 25/-

LIKE A FLASH HOME ASSEMBLY BATTERY CHARGER

Will charge 2, 4, or 6 volt Accumulator at 1.3 amps or less. Operates on the 240 A.C. Mains.

Simple to construct, nothing to go wrong. Chart only with Kit of Parts.

- 6/1 Transformer on Philips
- Laminations 15 0
- 451 or similar valve, 4 volt 17 6
- 4 Pin Valve Socket 1 9
- 6 x 6 inch Baseboard 9
- 5 feet Fry wire, green; 2 feet Fried wire, red 7
- 2 Battery Clips, 4d. each 8
- 2 yards circular flex 1 0
- 1 Adaptor 9
- 1 6 ohm Rheostat 1 6
- Screws, Staples, etc 6

£2 0 0

If you desire to make a neat lead-in for your Aerial and Earth wires we can supply a neat two-way Bakelite Coupling—Male and Female Plugs at 1/6 the set of 6 pieces

NO MORE "B" BATTERIES NEEDED

ALL YOUR BATTERY SUPPLY FROM A SIX VOLT ACCUMULATOR!

A Wonder in Modern Wireless Engineering . . .
Introduced by LEVENSON'S RADIO

A revolutionary and Accomplished Radio Fact. A product of our own Engineering Research Department after many months of tireless experimenting.

IT'S NOW HERE — CHARTS 1/-

Levenson's have something to live up to. The Australasian Radio Fraternity always look to us for a lead, and we never let them down! A bigger forward and progressive radio step than ever attempted before.

BRINGS TO THE MAN IN THE COUNTRY, where domestic A.C. or D.C. electric supply is not available, A REAL ELECTRIC RADIO RECEIVER. All that is needed is a 6-volt Accumulator for your high and low tension supply. JUST IMAGINE! No "B" Batteries!

ALL PARTS COST £3 18 4
READY BUILT £4 10 0

A DIRECT CURRENT CHARGER COUNTRY USERS.


Charge your accumulator at home from the light socket. We have developed this special Charger for use from D.C. mains. It should be a boon to the country man, who can now charge his accumulator at home.

Price £3
Kits to build 50/-

Combination 4 or 6 volt Charger. Listed to sell at £10/10/-. New, Tested and Perfect.

NOW 75/-



Built in U.S.A. for Stromberg Carlson Radio. Strong Bakelite Hard Rubber Case. Operates from 200 to 250 Mains A.C. . . 75/-



GOULD UNI-POWER UNIT

BATTERY ELIMINATORS

PHILIPS ELIMINATORS



35/-

£2

- 3009 Small "B" and "C" type £2 0 0
 - 3002 Large "B" type £1 15 0
 - 3003 Large Capacity "B and C" type £2 5 0
- SEND NOW! Supply getting very short!
Used, but in first class condition with new valve.

372 PHILIPS ELIMINATORS

We can supply a device to attach to your Eliminator and so provide you with an extra voltage tapping, made by Philips.


PRICE, EACH 5/-

Philips Eliminator Plugs, 2 sizes, for "B" or "C" Tappings, each 9d.

EMMCO "B" BATTERY ELIMINATORS

TYPE A

Complete with Raytheon tube. Guaranteed 12 months. Were £10/10/-. NOW £2
Larger size, for sets over five valves . £2/10/-
For operation from A.C. Current. All guaranteed 12 months
Used but in good condition.



SWITCHES

Philips Under or Behind Panel Push Switch. Red and Black Push Button in Porcelain Base.
Were 3/6
NOW 1/6

EMMCO VERNIER DIALS 2/6


Traded in and Reconditioned as new. Thousands of other makes at 2/3 and 2/-
From
RADIO "CHEAPSIDE"
240A Pitt Street

Battery For Operation from Direct or Alternating Electric Current. Eliminators

READY BUILT OR IN KIT FORM FOR HOME CONSTRUCTION
Diagrams for the Home Constructor . . 6d. each, Free with Kits of Parts. Metal Cabinets 10/6 each extra with Kit
You can build them yourself. No previous experience necessary.

SAVE LOTS OF MONEY!
NO MORE "B" BATTERIES

Shows Unit Open.



	Constructed in cabinet	Complete kit of parts with valve & cabinet.
"B" Type for A.C. Supply using 1/2-Wave Valve	£2 0 0	£1 13 8
"B" Type for A.C. Supply using 280 Valve	4 0 0	2 15 6
"B & C" Type for A.C. Supply using 280 Valve	4 17 9	3 12 8
"B" Type for D.C. Supply Resistance Lamp	2 17 6	1 13 10
"B & C" Type for D.C. Supply Resistance Lamp	3 15 0	2 10 6

MEMO RE OUR ADVERTISERS

Every Radio Firm represented within these pages produce high grade guaranteed equipment. Each item advertised has been thoroughly tested by Levenson's Technical Staff and we stand by them as if they were our own products. We ask you to support them because we know they are definitely for the Betterment of Radio Reception and are sure to please. We recommend them to you.

LEVENSON'S GUARANTEE A CHEAPER PRICE FOR EVERYTHING IN RADIO

The Queensland RADIO NEWS

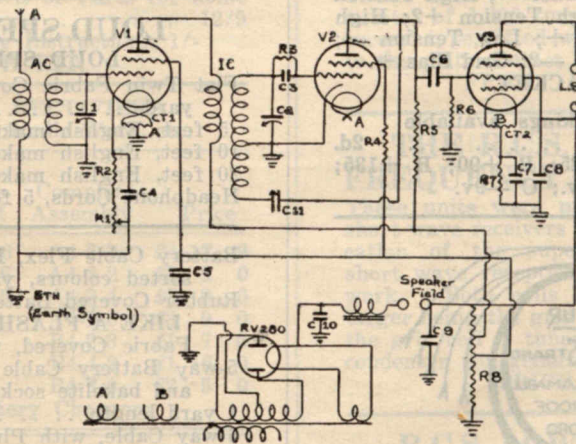
AUSTRALIA'S LEADING RADIO MONTHLY

Featuring Modern Receivers, Technical Articles, Short Wave News, Topical Radio Notes, Photographs, Programmes and Women's Section

MR. AMATEUR

Every month a Constructional article features Modern A. C. and Battery Circuits.

Our Technical Editor will solve your Radio Problems. Write to him.



The "Queensland Radio News" caters for the Home Constructor with the latest A.C. and Battery Circuits.

MR. LISTENER

The "Queensland Radio News" will keep you up-to-date in all radio matters.

Photographs, Good Reading and Home Hints for the Womenfolk.

Send Your
Subscription
NOW to - -

POST FREE
6/-
PER YEAR

Free Sample
Copy Posted
on Request


THE QUEENSLAND RADIO NEWS

101 ADELAIDE STREET
BRISBANE, QUEENSLAND

BATTERY CABLES AND CABLE MARKINGS


RADIOKES SUB-PANEL BRACKETS

2/6
Now .. 1/- pair



REVELLE SUB-PANEL BRACKETS

6½ inches long. PER PAIR 9d.



AMSCO BATTERY STRIPS,

5/9. Now 3/6

BATTERY TAGS

Metal

All Markings
2d. Each



"CELLBEST"

CELLULOID BATTERY CABLE MARKINGS

Round, with fixing holes. Contain the following:
Aerial 1; Aerial 2; Earth; Phones +; Phones -;
Loud Speaker +; Loud Speaker -; High Tension -;
High Tension +1; High Tension +2; High Tension +3; Low Tension +; Low Tension -;
Grid Bias -1; Grid Bias -2; Grid Bias +.
1/- PER PACKET


These Metal Battery Markings available

at, each 2d.
A -; A +; B -; B +25; B +90; B +135;
B +45; C -18v.; C -9v.



DE JUR Multi High grade stranded acid proof Battery Cables, various colours. Best made.


Were 5/9. NOW 2/9
With Battery Clips 3/9



"Like a Flash" 8-way Battery Cable, yard 1/6
Special Trade Price in Dozen yard lots or over.

Belden Braided Battery Cable with Fuse,
5 and 7 way. Were 7/6. NOW .. 2/6

"Like a Flash" Battery Strips. Nickel
Terminals mounted on bakelite strip,
3/6, Now 1/6



Porcelain insulators for battery strip
mounting, dozen 6d.
Bakelite strip for binding post mounting,
6in. x 1in., each 6d.
BEZELS for panel mounts, each, 6d., 9d., and 1/-

LOUD SPEAKER CORDS

LOUD SPEAKER CORDS

Flat Twin Fabric Covered Speaker Cord,
yard, 9d.
5 feet, English make, each 1/3
10 feet, English make, each 1/6
20 feet, English make, each 2/3
Headphone Cords, 5 feet, each, 2/6 and .. 2/9

Battery Cable Flex, Fabric Covered. As-
sorted colours, yard 3d.
Rubber Covered Battery Cable Flex, yard 3d.

LIKE A FLASH BATTERY CABLES

Fabric Covered, with Plug and Socket.
5-way Battery Cable with Bakelite Plug
and bakelite socket.
1 yard length 4/6
6-way Cable, with Plug and Socket 5/6
5-way with Insulated Cables, assorted col-
ours, each different, 5ft. length 7/6
6 Ways, 5ft. length 8/6

MULTIWAY BATTERY CABLE

4-way, Blue and White, yard 1/-
5-way, Blue and White, yard 1/3
7-way, Blue and White, yard 1/6
8-way, Blue and White, yard 1/6

SPEAKER

Extension Cord Sets



5 feet ... 2/6; 10 feet ... 3/-; 20 feet ... 3/9

Twin braided speaker
cords
with auto-
matic con-
nection for
joining to
other cord.

LEVENSON'S GUARANTEE A CHEAPER PRICE FOR EVERYTHING IN RADIO

NOW READY

LEVENSON'S SUPERHET. "4"

AUTO-RADIO

See Page 137

All power derived from your car accumulator. No "B" Batteries needed.

Send 1/- for full wiring details and Blue Print, List of Parts, etc.

Price of Kit or set ready assembled, on application.

All Parts £5/7/9

ELIMINATE NOISE FROM YOUR ALL-ELECTRIC SET OR SETS USING ELIMINATORS

Unless Levenson's Filterizer is used with your All-Electric Set you will constantly receive "man-made" static, caused by telephone and electric wires, trams, electric trains, motors, dynamos, electric sweepers and electric appliances of all kinds. The Filterizer costs 17/6, and is easily fitted between power point and electric connection to set, the complete Kit of Parts for home assembly costs only 12/9

Blue Prints and Wiring Instructions, 1/- FREE WITH KIT.

WESTINGHOUSE RECTIFIERS
For Battery Charging Radio Work, etc.

Type No.	Maximum D.C. Output Volts	A.C. Volts Input	Complete Assembly	Price
A2	9 1.5	14/16	A4-3-3	£2 17 6
A3	9 1	14/16	A4-3-2	£2 2 0
A4	9 2	14/16	A4-3-4	£3 9 0
A6	6 3	8/9	A4-2-6	£3 9 0
LT4	6 1	11	B4-2-3	£1 7 0
LT5	12 2	22	B4-4-2	£1 16 0
LT6	6 2	11	B4-2-6	£2 5 0


With Battery Chargers



R.F. CHOKES

RADIO FREQUENCY CHOKES

Price 1/3 each



- Flat Honeycomb sub-panel mounting R.F. Chokes, 1/- and 1/3
- Duffy Short Wave Chokes 7/6
- Trix English high grade Short Wave H.F. Chokes. A precision job 5/6
- Racophone R.F. Chokes 3/-
- Slotted Bobbin Type Radio Frequency Chokes, as illustrated 1/-

R.C.S. LOW WAVE CHOKE

(56 Megacycle)

This is the ideal choke for high frequency work, such as frequencies of 56 megacycles, it being glass enclosed and air wound. It is also suitable for 56 megacycle transmitters, and has a carrying capacity of approximately 500 M.A.

PRICE 2/3

R.C.S. RADIO FREQUENCY CHOKES

Honeycomb Type

This type of choke is wound with double silk wire and is manufactured in various sizes. It is of the single hole mounting type with solder lugs attached so as to facilitate wiring. We also stock a Honeycomb Coil wound with double cotton wire.

SILK—

- 30 M.H. (Universal Low Wave) 1/4
- 40 M.H. (Universal Low Wave) 1/8
- 90 M.H. (Universal Low Wave) 5/6

COTTON—

- 25 M.H. 10d.

R.C.S. RADIO FREQUENCY CHOKES

Slot Wound

These are wound on groove formers with a total of 1,200 turns and are of the manufacturers' type, fitted with pins for soldering direct to the plate contact of the socket.

PRICE 10d, each

THE R.C.S. INTERRUPTER FREQUENCY UNIT (56 Megacycle)

These units were produced primarily for ultra short wave receivers in connection with the application of the super-regenerative principle in short wave reception, particularly in five metre work. Both coils are honeycomb wound, the larger being the grid coil and the other the plate; the grid coil is tuned by a mica .002 mfd. fixed condenser for general purposes.

PRICE 17/-

R.C.S. LOW WAVE CHOKE

90 M.H.

A special low wave universal choke wound on class tubing, with three duolateral coils accurately spaced, with a total inductance of 90 M.H. It has a very low distributed capacity, and is designed for total elimination of hand capacity, as is now found in all high frequency reception.

PRICE 5/6

"DUFFY" SHORT WAVE CHOKES

A special Radio Frequency Choke for Short Wave Circuits 7/6

Send to LEVENSON'S for your Radio Requirements. Prompt 100% Service — Quotations with pleasure — Every Item in Wireless from Stock.

CRYSTAL SETS AND ACCESSORIES

FOOTES CRYSTALS




- | | | | |
|---|-------|-------|-----|
| No. 3 | No. 1 | No. 2 | |
| No. 1—Aerovox Radiocite Crystals . . . | | | 6d. |
| No. 2—Footes famous prepared, mounted crystals in tins. 2 crystals in white metal to fit standard cup | | | 2/6 |
| No. 3—3 crystals in white metal | | | 3/6 |

"TRADE-IN" DEPARTMENT

Radio Cheapside, 240A Pitt St., Sydney.

We have a "TRADE-IN" Department. We will make a very liberal allowance for any material you desire to dispose of, when purchasing further equipment.

Please add Freight on all Orders.



CRYSTAL SET ACCESSORIES

- | | |
|--|-----|
| Sliding Bars | 6d. |
| Sliders, 6d., 9d. and | 1/- |
| Loose Coupler Rods | 3d. |
| Magnus Mounted Crystals | 1/- |
| Detector Arms | 9d. |
| Wood ends for Loose Coupler Sets, pair | 1/- |
| Carbo Fixed Crystal Detector | 5/6 |

Popular and worthy,

NEUTRON CRYSTALS

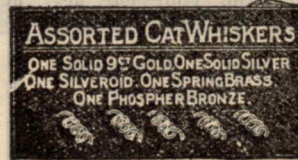
"Neutron" with Silver Whisker,
1/6 each.



RED DIAMOND
Semi-Fixed Crystal Detectors 3/9
As illustrated

PACKETS OF CATSWHISKERS

5 for 6d.



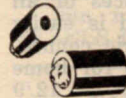
Five assorted Cats Whiskers, to suit all crystal Copper, silver, phosphor bronze, gold, brass, 6d. packet. Together with three good crystals . . . 2/-

CUSHION EAR CAPS

The Acme of Comfort — Thousands in Use
The use of these ear caps effectively ensures Safety from electric shocks which occasionally happen where a Receiving Set of High Tension Units are installed in a damp position.

PRICE 1/9 Pair

CRYSTAL REFILLS



Liontron and Maxtone Crystal refills.
Price, pair 2/6

- | | |
|--|-----|
| Glass Enclosed Crystal Detector with Cats Whisker and Crystal complete | 3/6 |
| Mounted on Bakelite Base for Panel or Baseboard Mounting. | |

Build Levenson's TWIN TAPPED CRYSTAL SET
Kits cost 16/-; or 21/9
Charts 6d. — Free with Parts.


LIONTRON SEMI-FIXED DETECTOR WITH CRYSTALS

- | | |
|-------------------------|-----|
| Liontron | 5/6 |
| Refills, pair | 2/6 |

REMEMBER!

Radio holds a future for your son. Let him experiment. The Novice of today may be the future professional.

Full Card of Crystal Detector Parts 1/6

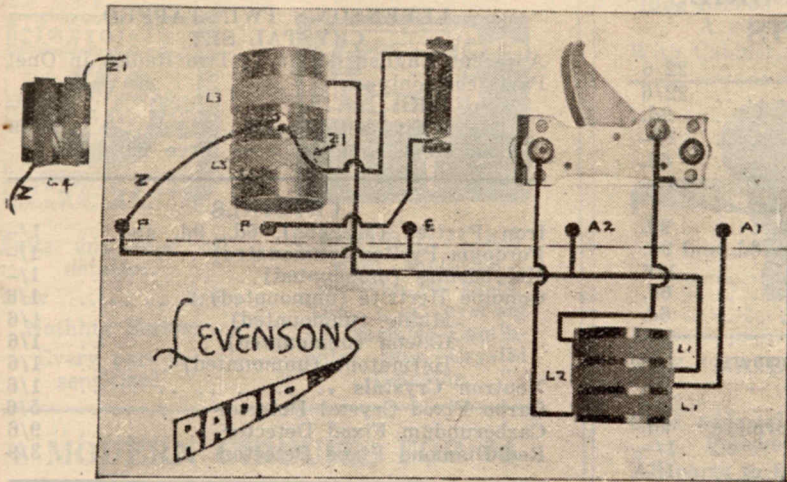


Glass enclosed crystal detector to take any crystal 2/6
Crystal and Whisker 1/- extra.

HEADPHONE CORDS

- | | |
|--|-----|
| Fabric covered, with ringed ends and phone pins, 5ft. long, or | 2/6 |
| Fitted with Phone Pins all ends, 2/6 and | 2/9 |
| Extension Cord Adapters | 1/- |

LEVENSON'S GUARANTEE A CHEAPER PRICE FOR EVERYTHING IN RADIO



Circuit of the Champion of Champions Crystal Set—

THE K. U. G.

Crystal Set. Costs nothing in upkeep. A Real Distance Getter. Complete Kit of Parts .. 23/6

or
Ready Assembled for use
Price £1/13/6

Includes the greatest of all Detectors — Rotorit

Simple Charts 6d.
All Parts 18/4

ORMOND RED CYCLE REFLECTORS

With Mounting. For all types of vehicles on the road. A Real Live Danger Signal!
PRICE 2/6

LAKES 1-VALVE ALL WORLD BATTERY RADIO

For Full Particulars see "Home Assembler's Section" of this publication. Page 159.

A "B" BATTERY ELIMINATOR

Uncanny!! Ready Built 90/- New!! That works from your 6-volt Accumulator. Send 1/- for "Easiway" Chart and Instructions how to build it. Ideal for Home or Auto.

Decidedly New!
THE LITTLE DUKE MIDGET 2 VALVER
Build on the All-Metal idea. Blue prints and all instructions 1/- Post Free!

TRADERS!! Send stamped envelope for Wholesale Bargain Folder.


It means bigger business for you.

LEVENSON'S NEW MIDGET CRYSTAL SETS

Ultra Modern Model 12/6

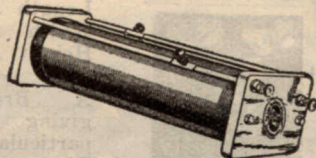
A GENUINE SNAP

BRITISH BUILT




- Genuine Edison Bell Crystal Sets, as illustrated 27/6
- Kit of parts and cabinet to assemble .. 22/6
- Includes instructions.
- Carborundum Fixed Crystal Detectors .. 9/6

DOUBLE SLIDER CRYSTAL SET



- Ready for use—wound with large gauge English enamelled wire. Includes glass enclosed crystal detector. Due to the large amount of wire, reception is very loud.
- NOW REDUCED TO 19/6
- Including Crystal Detector.
- Phones from 12/6

FASCINATING CRYSTAL RECEPTION



This wonderful little set supplies infinite amusement at no cost other than initial cost of 12/6 for single tuned or 15/- for double tuner model.

A Great Gift . 15/-
Phones extra.

CRYSTAL SET ACCESSORIES AND COMPONENTS

Headphones, 13/6, 17/6, 19/6 and	22/6
Emmco Headphones	22/6
Sliders for bar 1/2-in. and 3/16-in.	9d.
Square Sliding Bar, 6 1/2 inches	1/-
Copper Studs with Nuts, dozen	6d.
Copper Stops with Nuts, dozen	1/-
Phone Duplicators, for using a number of pairs of headphones, pair	9d.
Switch Arms, each	6d. and 9d.
Card of Detector Parts, 1/- and	1/6
Crystal Cups	6d.
Crystal Arms for Catswhiskers	6d.
Packet of 5 assorted Catswhiskers	1/-
6in., 4in., 3 1/2in. or 2 1/2in. cardboard formers, each	6d.
Enamel coil wire, 1/2-lb.	1/-
Grodan Crystal Set Spider Web Formers	6d.
Coil Mount	1/-
Coil Mount, movable	1/-
Wood ends for Loose Coupler Sets, pair	1/-
Carborundum Stabilising Detector Unit, complete	27/6
Carborundum Fixed Crystals	9/6

ANOTHER FINE LITTLE RECEIVER—

LEVENSON'S SIMPLEX CRYSTAL SET

Enclosed in Neat Cabinet	29/6
Phones from	12/6

Build this Smart little Receiver for all locations! LEVENSON'S TWIN-TAPPED CRYSTAL SET

A recent English design. Two Radios in One!
Parts cost only—
No. 1 Kit 16/-
No. 2 Kit—better parts 21/9-
Simple Charts 6d. — Free with Kit

CRYSTALS

Iron Pyrites (Magnus), 6d., 9d. and	1/-
Fordoyla Pyrites (unmounted)	1/-
Molybdenite (unmounted)	1/-
Genuine Hertzite (unmounted)	1/6
" Midite (unmounted)	1/6
" Galena (unmounted)	1/6
" Harmatone (unmounted)	1/6
Neutron Crystals	1/6
Carbo Fixed Crystal Detector	5/6
Carborundum Fixed Detector	9/6
Red Diamond Fixed Detector	3/9

CRYSTAL SET COILS

Coils for "Majster" Crystal Set, with Bakelite Strip	8/6
Coils for "All Station" Crystal Set	7/6
Coils for "K.U.G." Crystal Set	7/6
Glass Enclosed Crystal Detectors	2/6

A Fine Assortment of
CRYSTAL SET CIRCUITS
6d. each . . 3 for 1/- . . 6 for 1/6


Electronic 'B' Eliminators

Manufactured by THE ELECTRONIC LABORATORIES INC. INDIANA U.S.A.

Operates from any 6 volt Accumulator.

Delivers sufficient High Tension Current for any Battery Set with Full Wave Rectification.

B BATTERY EXPENSE GONE FOREVER!



RETAIL PRICE
£11/10/-

Protected under Commonwealth Patent No. 21387.

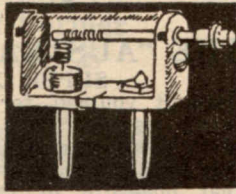

Weight . 6lb.
Length . 7 3/4in.
Width . 6in.
Height . 2 3/4in.

A Brochure giving full particulars and Discounts on Application

LEVENSONS *LEADERS IN* **RADIO** :: 226 Pitt St., SYDNEY

LEVENSON'S GUARANTEE A CHEAPER PRICE FOR EVERYTHING IN RADIO

NEW CRYSTAL "ROTORIT"



Suits any type of detector.
 Now 2/6
 Nothing Better.
 Every part is sensitized.

ROTORIT .. 6/6
 With Mounting Sockets, 6d. extra
 The new ever-set yet variable Continental type Crystal Detector.

8 MODERN CIRCUITS FOR 6d.

EDUCATIONAL CIRCUITS


- Include
 Single Circuit Crystal Set.
 Two Circuit Crystal Set.
 Audio Amplifier Stage.
 1 Valve Solodyne.
 1 Valve Reflex.
 Radio Frequency Stage.
 2 Valve Reflex.
 Harkness Reflex.

HIGH GRADE HEADPHONES
 22/6 value.
 Now 19/6
 12 months Guarantee

SEND NOW FOR THIS LOT

NOW WE INTRODUCE THE

"Blue Ribbon" Crystal Set 30/-
 A recent Prize Winner in its class.
 With Cabinet, extra 8/6



Switch Arms .. 9d.
 Studs and Nuts per doz. 6d.
 Stops and Nuts per doz. 1/-
 Mounted switch with 14 studs and 2 stops . 2/6
 Series parallel switch 1/6

THE "MAJESTER" CRYSTAL SET .. 45/- SURE TO PLEASE

Coils adjustable to suit location. Housed in Polished, Well Made Neat Cabinet.
 All parts to build cost 21/-. Send 6d. for circuit. Levenson's Midget Crystal Set 21/-
 Needs no Cabinet. Small, compact—yet a real little job.


LEVENSON'S INTRODUCE THE MINIATURE "LIKE A FLASH" CRYSTAL SET 12/6

Employing a surprisingly up-to-date improved circuit. Without Cabinet.
 Not a Toy! . . . A Real Receiver.

The popularity of the Crystal Set is ever growing despite the modern Battery and A.C. Sets. Like the Babbling Brook, onwards goes this popular type of Receiver. Reception with the Crystal Set is recognised as the purest of all. Our Technical Staff never neglects this branch. We keep on adding New Circuits and Kits for those who desire this type of Receiver.

ALL STATIONS CRYSTAL SET


The ALL STATION CRYSTAL SET is a "Like a Flash" Levenson Creation and the greatest seller of all this type of Radios. We have sold thousands of Kits and know of no failures to give 100 per cent. satisfaction. At Kensington, Sydney, almost under 2BL's powerful aerial, this little wonder brings in all local stations on a small indoor aerial. THIS IS NOT JUST ADVERTISING TALK. IT IS A POSITIVE FACT.



Send 2/6 for—
TEN CRYSTAL SET CIRCUITS

As good as a 1-Valve Set.
 Selective, Good Tone, Long Distance — Easily Built.
ALL PARTS 28/6
 Or **READY BUILT .. 45/-**
 In Cabinet
 High Grade Phones, 13/6,
 15/- and 19/6.

Simplified Assembly and Wiring Diagrams 6d.



THE ALL STATION CRYSTAL SET in Cabinet Complete . . 45/-
 Cabinet only 8/6

Crystal Sets and their Component Parts

ANY CRYSTAL SET WILL CARRY ANY NUMBER OF PHONES—ALL MAY LISTEN

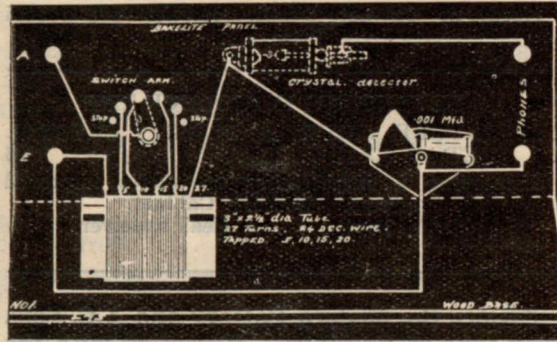
- Phone Duplicators, per pair 6d.
- Reliable Head Phones, per pair, 22/6. Now 19/6
- Earphone Rubber Pads 1/9
- 3 Crystals and 5 Catswhiskers for 2/-

You will build two fine sets from the simple diagrams below.

SELECTIVE CRYSTAL SET

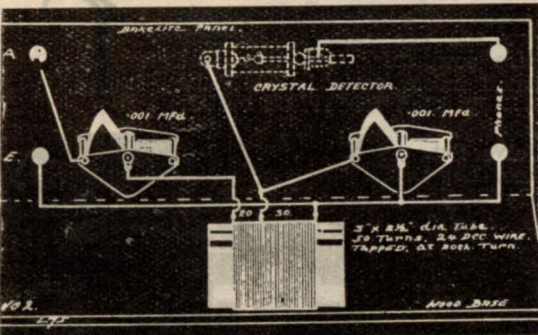
- ALL PARTS 19/6
- READY BUILT for 28/6

For use when close to broadcast stations. These splendid crystal circuits, especially designed for simplicity of construction, yet giving first-class results. The reduced price at which



these sets are being offered was made so as to induce as many as possible to make a start at the wonderful hobby of Radio construction—which is simple, always advancing instructive, and all absorbing.

Also Eleven (11) other Crystal Circuits for 2/6



LOUD TONE CRYSTAL SET

- ALL PARTS 19/6
- READY BUILT for 28/6

For use when over 3 miles from nearest broadcast station. White lines represent connecting wires.

THE "AUSTRALIAN LISTENER" SUPER CRYSTAL SET

Build it yourself for experience, pleasure and better results. Full Kit of Parts cost £1/3/8. Many people think that Crystal Sets are toys, and only for children. This is not so. It is estimated that one-third of the sets in operation are Crystal Sets. Crystal Sets give the clearest and purest reception. Running costs are nil. To the intending radio amateur a crystal set is the only logical starting point. We welcome Crystal Set fans. They are the experts of to-morrow. Send 6d. for "Australian Listener" Circuit.

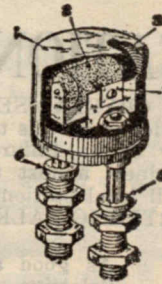
Full Card of Crystal Detector Parts, 1/- and 1/6

SEND FOR SELECTION OF CRYSTAL CIRCUITS

Prices, Kits Below

- The R.J.L. Kit of Parts 18 9
- Ready Built £1 7 6
- The XPURT. Kit of Parts 19 3
- Ready Built 1 8 6
- The No. 1 Professional Testing Set. Kit of Parts 1 1 6
- Ready Built 1 11 6
- The Twin Crystal. Kit of Parts 17 4
- Ready Built 1 7 6
- The High Power Crystal Set. Kit of Parts 1 2 3
- Ready Built 1 11 6
- The Ultimate Crystal Set. Kit of Parts 19 0
- Ready Built 1 10 0

Circuits for the above, 6d. each; 3 for 1/-; 12 for 2/6. Neat polished wood cabinets to suit all sets 8/6 each



HARLIE CRYSTAL

- Detectors 7/6
- New stocks arrive with perfected non-corroding crystal.
- The new Rotorit Harlie Detector Refils will not crumble.
- Price 3/6

For Advanced Home Crystal Set Assemblers we introduce the New Revolutionary Receiver . . .

THE HIGH POWER CRYSTAL SET

A long distance champion and recent Chicago Prize Winning Circuit.


IT COSTS ONLY £1/2/3 OR £1/8/3 TO BUILD

- Blue Print and Instructions, 6d. Post Free . . . or Chart Free with kit of parts.
- Cabinets to suit 8/6
- Ready Built by us, including Cabinet . . 45/-
- Headphones Extra—See this Catalogue.

LEVENSON'S GUARANTEE A CHEAPER PRICE FOR EVERYTHING IN RADIO

COIL FORMERS

Moulded Coil Former BOBBIN DISCS



BOBBIN DISCS. Walnut or Black. Per
pair 3d.
Per dozen 2/6

PEERLESS PLUG-IN RIBBED COIL FORMERS

This former is suitable either for Broadcast or Short-wave work. Coils are wound giving a maximum of air space which allows the greatest efficiency to be obtained.

PRICE 1/6 each

PEERLESS SPECIAL PLUG-IN SHORT WAVE COIL FORMER

Ribbed to allow coils to be air-wound for maximum efficiency. Obtainable in Red, Green, Mahogany, Black, Walnut and in 4, 5 and 6 pin.

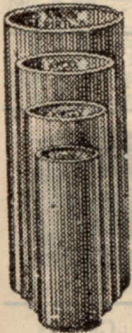
PRICE 1/3 each

PEERLESS SELF-CENTRING COIL FORMERS

With one hole fixing into can and 2 3/4 inch winding space. Available in either 1 1/4 inch round or 1 1/2 inch ribbed. There are no holes to drill for connecting lugs.

PRICES—Former only, both types 9d.
Cans for same, both types 1/-

**WE SUPPLY £1 WORTH OF GOODS
FOR A GOLDEN HALF SOVEREIGN!
OR £2 WORTH FOR ONE SOVEREIGN**



BAKELITE COIL FORMER
Any Standard Diameter up to
3 1/2-inch.
Per Inch, all sizes 3d.

**RADION HARD RUBBER
TUBE**
Any Standard Diameter to
4-inch
Per Inch 6d.


**3 x 1 INCH BAKELITE
FORMERS**
Natural Colour. Ready Cut.
4/6 Dozen

TO SET MANUFACTURERS AND DEALERS!
We can supply a special price for any type of coil to be wound to your own specification.
ATTRACTIVE LOW PRICES FOR QUANTITY LOTS — LET US QUOTE YOU

BAKELITE COIL TUBING
All Diameters from 1 inch
to 3 inches.

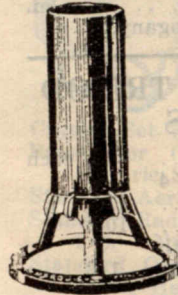
Price per inch 3d.

**Like-a-Flash Black Bakelite
Tubing. Specially Imported.**
1in. diam. Like-a-Flash 3d.
1 1/2 diam. Like-a-Flash 3d.
1 3/4 diam. Like-a-Flash 3d.
2 diam. Like-a-Flash 3d.
2 1/2 diam. Like-a-Flash 3d.
3 diam. Like-a-Flash 3d.



COIL FORMERS

8 Ribbed Short Wave
Former fitted with 4,
5 or 6 pin adaptors.
Walnut finish. Diam-
eter equiv. to 1 1/4in. 2 1/4
in. winding space. Over-
all height 3 1/4in. . . 1/6



Manufacturers' Type
Standard 8 Ribbed Coil
Former for Chassis or
coil can mounting. Di-
ameter equiv. to 1 1/4in.
2 1/4in space for winding.
3in. high overall . . 1/3



1 inch Bak-
elite Tripod
Coil Form-
ers . . . 6d.
to clear
1 1/4 inch 9d.

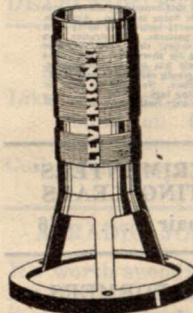
PLUG-IN FORMERS

Ready Wound to your own specifications.
Short Wave 3/6
Broadcast type 4/6

OSCILLATOR MATCHED L.A.F. COILS WOUND ON TRIPOD FORMERS

Aerial and R.F. Coils . . 1/6
With Preselector 2/6
Reinartz Coils 2/6

Aluminium Shields to Suit.
PRICE 9d. each



PEERLESS COIL FORMERS

SHORT WAVE
With Cap. Assorted Colours, 4 or 5
pins. Each 1/3
ROUND—
1 1/4 inch. For Broadcast Work. Each 9d.
RIBBED—
For Broadcast Work. Each 9d.
RIBBED—
Short Wave Former for Shielding . . 1/6

PEERLESS SOLDER LUGS

Tinned. For use with Bakelite Formers.
 Gross 2/6
 Fibre Spider Web Formers, each 6d.
 Sockets and Plugs for Mounting, pair .. 2/-

A JOB LINE TO CLEAR!

Manufacturers type Midget R.F. or Aerial
 Coils, 2/6. NOW 1/3
 Coil Cans, extra 9d

RACOPHONE PLUG-IN COIL FORMERS

Four or Five pin 2/-
 Sockets, extra, each 9d.
 Black, Red, Green or Mahogany.

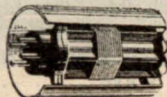
BAKELITE MOULDED TRIPOD COIL FORMERS

1in. formers. Black or Walnut 6d. each
 1in formers. Black or Walnut, with 4
 clips fitted 11d. "
 1½in. formers. Black or Walnut 10d. "
 1½in. formers. Black or Walnut, with
 4 clips fitted 1/3 "

Black Bakelite Coil Formers, 4-inch di-
 ameter, 6-inch lengths 1/6




Peerless Special Plug-in Short Wave Coil Former
 Ribbed to allow coils to be air-wound for maximum efficiency. Available in Red Green, Mahogany, Black, Walnut, and in 4, 5, and 6 pin.
 PRICE. each 1/3



PEERLESS SHIELDED SELF-CENTRING COIL FORMERS
 Special Self-centring Formers, with one-hole fitting into can. Available in either 1½ inch round or 1 inch ribbed patterns. Illustration on right shows the ribbed former adapted for short-wave work. The can itself has two-hole mounting, securing both can and former rigidly in place. No holes to drill for connecting lugs.
 Former only, both types, each 9d

Insulated Handles.



EXPERIMENTERS' TESTING LEADS
 Per pair 3/6

GENUINE RADION POLISHED FORMERS—
 2 inch diameter, inch

2½	"	"	"	} NOW 6d. PER INCH
2¾	"	"	"	
3	"	"	"	
3½	"	"	"	
4	"	"	"	


MY INSTRUCTION TO MY ADVERTISING MANAGER IS THAT HE MUST NEVER OVER DESCRIBE OR MISREPRESENT ANY ARTICLE ADVERTISED.

—J. LEVENSON.

CARDBOARD COIL FORMERS

1	inch diameter x 6 inch lengths ..	} 6d. each
1½	" " " " " " " " " " " "	
2	" " " " " " " " " " " "	
2½	" " " " " " " " " " " "	
3	" " " " " " " " " " " "	
3½	" " " " " " " " " " " "	

VARIABLE




IGRANIC 3-COIL HOLDERS

Usually 32/6.
 Now 5/-

IGRANIC 2-COIL HOLDERS

Usually 27/6.
 Now 3/6

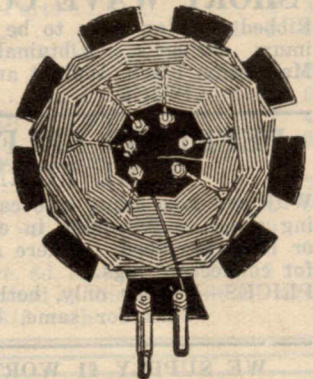


VARIABLE

FORMERS

FIBRE SPIDER FORMERS .. 6d.
 Mounted 1/3
Wound Formers 2/6
 extra. Any number of turns.

Large Size Spider Web Formers as for High Power Crystal Set 3/-
 each.



Bakelite Formers, 1 x 2½ inches with base-board mountings and solder lugs fitted. 1/3. NOW 9d.

Moulded Bakelite Tripod Formers, 1 inch diameter. 1/-. NOW 6d.

LARGE BLACK BAKELITE ROTORS . . . 4 INCH

Usually 2/6


NOW 1/- each



For Metal Chassis Mountings

FIBRE WASHERS
 Assorted Box of Various Sizes.

Price 2/6 box

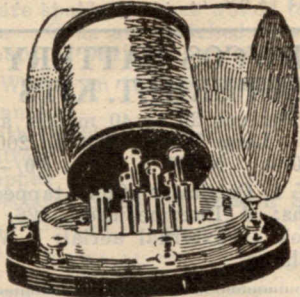


Coils — and Coil Kits

TO SUIT EVERY CIRCUIT


LEWCOS 6-PIN PLUG IN SHORT WAVE COILS

40 to 90 metres. A few left. 18/6.
NOW, each 5/-



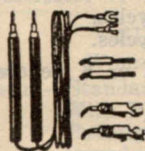
Lewcos 6-pin Coil Bases, were 12/6, each 5/-
Or complete with Base and Aluminium Shield 10/-

PILOT TYPE TUNING COILS—RADIO FREQUENCY



Suitable all tuned circuits. Special low loss winding and compactness of dimensions ensure maximum efficiency.

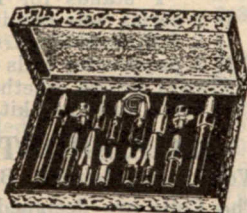
FULL KIT OF THREE 3/-
Listed to sell at 15/-



TYPE 02 VALVE OR SET TESTING LEADS 4/6 THE SET
With Spade Ends, Banana Plugs and small size leaded clips as illustrated.


TYPE 03

Complete kit of parts for this Handy Experimenter's Kit 6/-
Including ready wired insulated handles. All parts as illustrated.
Non-solder Types



Hook your Crystal Set up to PARS MULTI-STRANDED PHOSPHOR-BRONZE AERIAL
Definitely gives Better Results
PRICE: Per 100 feet 2/6

RADIOKES SHIELDED COILS



Were 9/6.
NOW 4/6 TO CLEAR
Aerial or R.F.

REINARTZ COILS . . . 3/6
On 3 inch or 2 1/2 inch Black Bakelite Formers

RADIOKES CRYSTAL SET COILS 3/6

Crystal Set (unshielded), 5/3. NOW . . . 3/6
Preselector (shielded), for Battery and Electric Sets, 9/6. NOW 4/6
Standard Aerial Coil (shielded), 9/6. NOW 4/6
Standard Radio Frequency Coil (shielded), 9/6. NOW 4/6
Standard Oscillator Coils (shielded), for Super Het. Sets, 9/6. NOW 4/6
Special Offer of Reinartz Coils—Midget Types:
Manufacturers' Type 9d.
Also R.F. and Aerial 9d.
A JOB BUY!

DUFFY SHORT WAVE CALIBRATED COILS

In boxes of Six covering all wavelengths from 16 to 100 metres. Consisting of six coils, which includes Detector and R.F. Stages. 25/-
DETECTOR KIT, THREE COILS 15/-

"LIKE A FLASH" BAKELITE PLUG-IN SHORT WAVE COILS 4/6 each

Like a Flash new style Reinartz Coils wound on Bakelite Tripod Former, with solder lugs attached 2/6
Coil Cans to match, each 9d.
Sockets . . 9d. each extra

A RADIO JOKE!

It's worth spending 1/9 for the fun of it. Have it on your friends.
The World's Smallest Receiving Set.
1/9 each

LEVENSON'S

carry enormous stocks of wanted lines. Your order is supplied from stock . . .

IMMEDIATELY!

HONEYCOMB COILS

25 turns 1/-
50 turns 1/-
75 turns 1/6
100 to 250 turns 2/6
Over 250 to 500 turns 4/6
Over 500 to 750 turns 6/6
Honeycomb Coil Plug and Mount, pair . . . 2/-

LEVENSON'S RADIO WILL NOT BE UNDERSOLD

R.C.S. COIL KITS

R.C.S. SUPER KITS: 175 K.C.—

K 2 A R	33/6
K 2 A	30/-
K 2 A P	33/6

R.C.S. SUPER KITS: 460 K.C.—

H 2 A	30/-
H 2 A R	33/6
Simplicity	40/-
T.P.T.G.	37/6
Eclipse or Alpha (also in 175 K.C.)	37/6

R.C.S. SUNDRY COIL KITS—

T.R.F., in carton (without cans)	7/6
T.R.F., in carton (with cans)	10/-
Duplex Diode Kits	22/-
Straight Forward Battery 3	10/-
Preselector 3/4	12/6
Long Range Battery	10/-
B Class Battery 7	16/6
Short Wave Battery 2	15/-
Short Wave Super Het. Converter	44/-
Marco Four Kits	4/6

R.C.S. SUPER HET. COIL KITS

175 K.C.—Standard 5/6 (K2AR)

X/K2AR	33/6
Y/K2AR	41/8

460 K.C.—Standard 4/5 (H2A)

X/H2A	33/6
Y/H2A	41/8

Standard 5/6 (H2AR)

X/H2AR	33/6
Y/H2AR	41/8

Simplicity 3/4 (HSA)

X/HSA (only)	28/-
------------------------	------

Simplicity 4/5—Tuned Plate Tuned Grid

Y/TPTG (only)	41/8
-------------------------	------

Preselector 4/5 (H2AP)

X/H2AP	33/6
Y/H2AP	33/6
Y/H2AP	41/8

Standard Preselector 4/5 (K2AP)

X/K2AP	33/6
Y/K2AP	41/8

SUNDRY COIL KITS—

B Class Battery Seven	18/4
Duplex Diode	20/-
Long Range Battery	11/2
Marco Four	5/-
Preselector 3/4	14/-
Short Wave Battery Two	16/8
Short Wave Superheterodyne Converter	49/-
Straight Forward Battery Three	11/2
T.R.F. (in carton) In Cans	10/-
T.R.F. (in carton) Without Cans	6/10

R.C.S. SHORT WAVE COIL KITS

All R.C.S. low-wave coils are oscillator matched in our own laboratories, and minutely calibrated for wave length cover; therefore will definitely tune the complete bands with a reasonable margin of overlap to ensure complete coverage. They are air wound on Marquis 8-ribbed formers with special pin bases.

S.W. Superhet. Converter	49/-
S.W. Battery Two	16/8

LEWCOS BATTERY SUPERHET. KITS

Shielded. For use 20 to 40 metres and 235 to 550 metres. Long Waves 1000 to 2000 metres. 130/-, NOW 80/-

Consists of 1 Oscillator Coil, tapped various wave lengths; 3 Intermediates, 126 K.C., for use with loop or external aerial; 5 Valves, including oscillator.

EVERY AMATEUR SHOULD SEND FOR A 2/6 BUNDLE OF

ASSORTED BAKELITE CUTTINGS 1/4th INCH THICK

POLISHED BOTH SIDES—BLACK, WALNUT AND MAHOGANY ASSORTED ALWAYS WANTED. ALWAYS HANDY.

CODE FOR R.C.S. COIL KITS

Group X.—Uses new type Stromberg Carlson, old type Stromberg Carlson, old type Airzone, Essanay or any condenser from .0004 to .0005 mfd. capacity.

Group Y.—Uses new type Airzone, Efco, new type Saxon, or any condenser .0003 to .0004 mfd. capacity.

K stands for 175 Kilocycles.
H stands for 460 Kilocycles.

The numeral following either H or K denotes number of intermediates in kit.

A stands for Aerial coil.

R stands for R.F. coil.

P stands for Preselector coil.

If 2 aerial coils required signify "A.A."

If 2 R.F. coils required signify "R.R."

If 2 preselector coils required signify "P.P."

Always advise whether 57 or 55 valves to be used when ordering kit.

R.C.S. SHORT WAVE COILS

Wound on Moulded Bakelite Ribbed Formers. The Coils are designed and matched to ensure complete Band Coverage over the Short Wave Spectrum.

Detector Coils	Oscillator Coils.
14-28 metres	14-28 metres
28-50 metres	28-50 metres
48-100 metres	18 100 metres
PRICE	5/6 EACH COIL

LEVENSON'S GUARANTEE A CHEAPER PRICE FOR EVERYTHING IN RADIO

R.C.S. COILS

Oscillator Matched. Guaranteed to .1 of 1% All T.R.F. and 175 K.C. Coils are wound on 1 1/2 inch Marquis formers, while straight formers are used for 460 K.C. Coils. Plate Coils are wound with silk covered enamelled wire and are lacquered with special insulating dope. They are tested between primary and secondary with 800 volts A.C., thus ensuring insulation between primary and secondary. They are guaranteed oscillator matched to .1 of 1 per cent.

Primaries are specially space wound to give maximum gain. Coils are matched to suit the following groups of variable condensers.

T.R.F.—Wound on 1 1/2 inch Marquis Formers

Aerial—Standard	2/-
With Bobbin Primary	2/9
Battery	2/3
Tapped	2/3
Special Tapped for Golden Series Valves	2/9
Band Pass	2/3
Reinartz	2/3
Radio Frequency (R.F.)	2/-
R.F.—With Reaction	2/3
R.F.—With Resistance Primary	3/4
Preselector	2/3
Preselector Aerial	2/3

SUPER HET., 175 K.C.

Wound on 1 1/2 inch Marquis Formers

Aerial—Standard	2/3
With Bobbin Primary	2/9
Battery	2/3
Preselector	2/3
Tapped	2/3
Special Tapped for Golden Series Valves	2/9
Band Pass	2/3
Oscillator—Audiodyne	2/9
Electron, Coupled	2/9
Electron, Separate	2/9
T.P.T.G.	2/9
Radio Frequency	2/3
R.F., with Resistance Primary	3/4
Preselector	2/3

SUPER HET., 460 K.C.

Wound on Straight Formers

Aerial—Standard	2/3
With Bobbin Primary	2/9
Battery	2/3
Preselector	2/3
Tapped	2/3
Special Tapped for Golden Series Valves	2/9
Band Pass	2/3
Oscillator—Audiodyne	2/9
Electron, Coupled	2/9
Electron, Separate	2/9
T.P.T.G.	2/9
Radio Frequency	2/3
R.F., with Resistance Primary	3/4
Preselector	2/3

R.C.S. ALL WAVE KIT . . . 45/-

Easy Hook-up. Chassis tested on the air. Definite oscillation over all Wave Bands assured. Employs latest all wave switch.

LEKMEK 1933 KITS ARE ALL UNIVERSAL A.C. OR BATTERY SUPER-HET. KITS

TYPE 356-R KIT. Price £5/5/-
Comprises—3 shielded coils (aerial, R.F. and oscillator); 2 I.F. transformers; 1 padder condenser; 1 3-gang condenser (1/4 inch shaft clockwise); hook-up wire; circuit diagrams for battery 54-B and A.C. 60-E. Utilises for A.C. 6 valves, 2/58 (R.F. and I.F.); 2/57 (Det. Osc. and 2nd Det.); 1/47 or 59 (power); 1/80 (rectifier); or battery 5 valves, 2/39 (R.F. and I.F.); 2/36 (D-O and 2nd D); 1/38 (power). Excellent for country, daylight reception certain.

TYPE 345-S KIT. Price £5/5/-
Comprises—3 shielded coils (aerial, selector and oscillator); 2 I.F. transformers; 1 padder condenser; 1 3-gang condenser (1/4 inch shaft clockwise); hook-up wire; circuit diagrams for battery 53-B and A.C. 51-E. Utilises for A.C. 5 valves; 1/58 (I.F.); 2/57 (D-O and 2nd Det.); 1/47 or 59 (power); 1/80 (rect.); or for Battery 4 valves; 1/39 (I.F.); 2/36 (D-O and 2nd Det.); 1/38 (power). Good interstate sensitivity.

TYPE 345-D KIT. Price £4/4/-
Comprises—2 shielded coils (aerial and oscillator); 2 I.F. transformers; 1 padder condenser; 1 2-gang condenser (3/4 inch shaft clockwise); hook up wire; circuit diagrams for 53 B. Battery. Utilising Cathode valves which may be operated from A.C. Requires 4 valves; 1/39 (I.F.); 2/36 (D-O and 2nd Det.); 1/38 (power). Operates from 6 volt D.C. or A.C. A simple efficient Super but not recommended for use near broadcast stations owing to double spot tuning. Very sensitive.

SPECIAL NOTE

Lekmek Kits 356-R, 345-S, and 345D will not be sold less any portion of the Kit, as Condensers, Coils and Intermediates are matched together. Clients, however, may make their Kit further interchangeable by purchasing Lekmek Selector Coil and Shield 345S with diagram 6/6 Oo Lekmek R.F. Coil and Shield 356-R with diagram 6/6 Thus by purchasing Kit 345-S and R.F. Coil 356-R, you are enabled to use the Kit as a 356-R or 345-S and similarly by purchasing Kit 356-R and a Selector Coil 345-S, you achieve the same interchangeability.

Lekmek Kits may be built to the circuits furnished with each Kit, but they will also be found suitable for the various circuits described by Mr. Hull, Technical Editor in "Wireless Weekly", from time to time, and in his Super-heterodyne book—including circuits A.V.C., Manual and Automatic Silent Tuning, and Tone Compensation.

1932 LEKMEK KITS

Types 53-B (£4/4/-); 51-E, 60-E, 54-B (£5/5/-) (with 1/4-inch shaft anti-clockwise type C/S.C. condensers), are still available to those who have standardised on these types.

LEKMEK TUNING COILS

Wound on Bakelite Formers and furnished in Shields oscillator matched; Aerial or R.F. To suit S.C. Condensers Type C. Price 4/6

LEKMEK ALL WAVE UNIT

With the Lekmek All-Wave Unit, type S.W. 10/200, and the Lekmek 356R Kit, you have all the coils and tuning condensers necessary for a powerful All-Wave receiver. The Lekmek All-Wave Unit contains four sets of Coils comprising four Aerial and four Oscillator Coils for 10-20, 20-40, 40-80 and 80-200 metres wave bands, special change-over switch for these various bands, special low capacity 2-gang Condenser, I.F. Transformer, type 585—all mounted in container with necessary colour code leads. In addition, the All-Wave Unit includes Midget Trimmer Condenser, and Lekmek Short-Wave Coupler, type S.W.C.1.

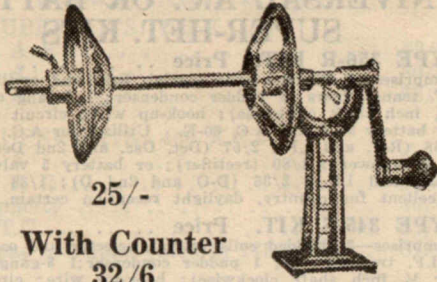
Prices: All-Wave Unit, Type S.W., 10/200, £5/5/-; Superhet. Kit, Type 356R, £5/5/-; Extra I.F.T., Type 186, 12/6. Also available—Special Lekmek Kit, type T.R.F.3, for Reaction 3 (includes 2-gang Condenser, Aerial and Preselector re-action Coil). Price: T.R.F. 3 Kit £2/2/-

STANTON'S UNIVERSAL RADIO STATION INDICATOR. Price 5/-

Get the stations you prefer with greater accuracy. See how many more additional Stations you will discover.

5/- EACH


COIL WINDERS



25/-

With Counter
32/6

"De Jur" Three Circuit Tuner



Using Armstrong regeneration for reaction. Eliminates necessity for Reaction Condenser. In 1, 2 or 3 valve receivers. Highly efficient air space windings. Wound on Bakelite moulded former with Litz wire. Were 25/-
NOW ... 8/6

BRITTANIC ALL WAVE COIL

With change over knob and dial fitted. All housed in Aluminium Case with cover 59/6



"LIKE A FLASH" SUPERHET. KIT

PRICE ... 42/6

C.S. Type. For Saxon Gang Condenser Kit.

"Like a Flash" Ready Wound Plug-in

SHORT WAVE COILS

Bakelite Type, 15 to 25 metres; 22 to 40 metres; 38 to 62 metres; 64 to 100 metres

4/6 EACH COIL

Sockets, extra ... 9d.
Special Broadcast Coil ... 4/6

"LIKE A FLASH" PENTA-GRID SUPERHET. KIT

... 33/6

C.S. Type.

PEERLESS COIL CANS

For Round or Ribbed Former ... 1/3

IMPROVE TONE PROTECT SPEAKER

Use Philips "Over Plug" 2/9. Plugs into Speaker Jack. Your Speaker Plug Plegs into Overplug 2/9

LEVENSON'S GUARANTEE A CHEAPER PRICE FOR EVERYTHING IN RADIO

RADIOKES 4/5 VALVE SUPERHET. KIT

Consisting of:—

- 1 Aerial Coil
 - 1 Oscillator Coil
 - 6 yards Hook-up Wire
 - 3 Floral Knobs
 - 1 Stromberg Carlson 2 Gang Condenser
- Coil Kit designed for Universal Battery or Electric 4/5 Superhet.
- Price, 84/- . . . NOW ... 42/-

RADIOKES SIMPLIFIED 6/7 SUPERHET. KITS

Consisting of:—

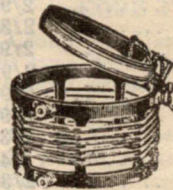
- 1 Aerial Coil
 - 1 R.F. Coil
 - 2 Intermediate Coils
 - 1 Oscillator Coil
 - 1 Padding Condenser
 - 6 yards Hook-up Wire
 - 3 Floral Knobs
 - 1 Stromberg Carlson 3 Gang Condenser
- Usually 95/-
NOW ... 45/-

This Kit is designed for any 6/7 Valve Superhet.

SET MANUFACTURERS & TRADERS NOTE

Levenson's will manufacture for you any type of coil you may require at most attractive prices for quantity lots, and providing your order warrants it, the trader's name or trade make will be stamped on each finished article.

QUOTATIONS FOR THE ASKING
. . . AND WITH PLEASURE!



BREMER TULLY REINARTZ COILS

Air Spaced, 15/-.

A Few Left at ... 5/-



COMMERCIAL TYPE READY WOUND COILS

Size 1 x 2 1/4 inches with Mounting Brackets fitted.

NOW ... 1/6 EACH

Aerial or R.F.

Or Wound on Moulded Bakelite Tripod Formers. Were 9/6. 4/6

WIRELESS ITEMS OF INTEREST

Those employed in this country making wireless components number many thousands, and:—

It is said that more than 1,000,000 people are employed in the Radio industry in England. At a recent Exhibition of wireless goods in England, the amount of capital represented by the Firms exhibiting represented eight millions of money.

PEERLESS

MOULDINGS OF PERFECTION

The Standard Components of Radio because of their Quality, Accuracy and Keen Prices.




FIG. 1




FIG. 2

PEERLESS SHIELDED SELF-CENTRING COIL FORMERS

Special self-centring formers, with one hole fixing into can and 2 1/2 ins. winding space. Available in either 1 1/4 inch round (fig. 1) or 1 1/4 inch ribbed (fig. 2). Fig. 2 shows the ribbed former adapted for short wave work. The can has two hole

mounting, which secures both the can and former rigidly in place. There are no holes to drill for connecting lugs.



Price for Former only (both types) 9d. each
Cans for same 1/- each

PEERLESS COIL FORMER LUGS (TINNED) . . 2/6 GROSS

PEERLESS PLUG-IN RIBBED COIL FORMER

Illustrated at left, this former is suitable either for broadcast or short wave work. Coils are wound giving a maximum of air space which allows the greatest efficiency to be obtained


Price 1/6 each



SPECIAL PLUG-IN SHORT WAVE COIL FORMER

Ribbed to allow coils to be air-wound for maximum efficiency. Obtainable in Red, Green, Mahogany, Black, Walnut and in 4, 5 and 6 pin.


Price 1/3 each



PEERLESS VALVE SOCKETS

A reversible socket suitable for sub-panel or top of panel mounting with heavy gauge positive contact adequately spaced and firmly fixed without eyelets, etc. Two-hole mounting. PRICES


4, 5 and 6 pin 1/-
7 pin and 7 special pin 1/3



PEERLESS STAND-OFF INSULATORS

Diameter 2 1/2 ins.; Height 2 ins. Nickel plated fittings. Screw is securely moulded into top of insulator.

PRICE 1/6



PEERLESS SPEAKER PLUGS

Solidly constructed with perfectly threaded cap having minimum projection from chassis 4 pin, 9d.; 5 pin, 10d.; 6 pin, 1/-; 7 pin and 7 special pin 1/-

OBTAINABLE FROM ALL LEADING RADIO DEALERS

THE PEERLESS MANUFACTURING Co. Ltd.
73-75 GEORGE STREET, REDFERN, N.S.W.

VARIABLE CONDENSERS


**VARIABLE CONDENSERS TO
FILL AN ORDINARY STORE
IN STOCK AT LEVENSON'S**

BREMER TULLY CONDENSERS

The Ace-high in condenser value. Originally priced, 37/6 each. One hole mounting. Very sturdy and strong.

**COMBS THE AIR FOR
BROADCAST**

All capacities available.
.00025, now 5/9
.00035, now 5/9
.0005, now 5/9
Worth 15/-



Suitable for transmitting. Very heavy plates.

ORMONDE CONDENSERS


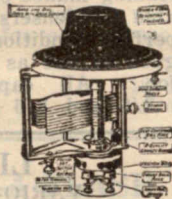
100 to 1 Ratio.

.00015 17/6 each

Most suitable for Short Wave.

**BRASS PLATE. SLOW
MOTION.**

Complete with Dial.

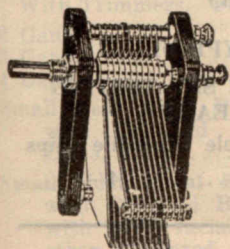


**DE JUR
Variable
Condensers**

Double, .00035 15/-
Triple, .0005 21/-

Provided with special brackets for base mounting to aluminium at no extra charge, if required.

9-Plate Variable Condensers for short wave sets, each 4/6




LIKE-A-FLASH

Variable Condensers with bakelite end plates. .00035 and .0005, each 6/9

One Hole Mount.

CONDENSERS

EFCO HIGH GRADE VARIABLE CONDENSERS



Levenson's have much pleasure in introducing and recommending
EFCO DIALS AND CONDENSERS

EFCO GANGED CONDENSER

Efco Ganged Condensers can be obtained with certain dial fitted as a "unit" such as Moderne," Floral, Organ, Ship, Gothic . . . and Cameo. We show illustrated the popular "Gothic dial." These condensers are made of best quality steel and plates of double rolled aluminium, which are securely "caulked." Shaft mounted on ball-bearings. These units matched to an accuracy of 1/4 of 1%.

CAPACITY OF CONDENSER EFCO 15-PLATE CONDENSER

Maximum Plate, Minimum Trimmer, equals .000364
Maximum Plate, Minimum Trimmer, equals .000384
Maximum Plate, Minimum Trimmer, equals .00002

HIGH GRADE EFCO GANGED CONDENSER

2 gang, complete with trimmers 14/9
3 gang, complete with trimmers 20/-

EFCO CONDENSER-DIAL MOVEMENT COMBINATIONS

2 gang with bakelite movement and two escutcheons 19/6
2 gang with bakelite movement and one escutcheon 19/3
2 gang with Senior or Gothic Dial 22/9
2 gang with new Lion Dial 19/-
2 gang with Avon Dial 21/9
3 gang with Avon Dial 27/-
3 gang with Senior or Gothic Dial 27/9
3 gang with new Lion Dial 23/9

New Lion Dial (just released) 5/3
Efco Triple Gang Condenser only 20/-
Efco Twin Gang Condenser only 14/9

PRECISE VARIABLE CONDENSER


Precise extra heavy brass plate .00035 variable condensers. A real job, small and compact, 22/6
NOW 10/-

A Few to Clear
PILOT .00035 CONDENSERS
 Enclosed in shielded case. 28/6.
NOW 10/-

DE JUR MIDGET CONDENSERS

Perfect in every Detail.

7 Plate 2/6
 14 Plate 2/9




LEVENSON'S CAN SUPPLY ANY ITEM REQUIRED FOR ELECTRICAL INSTALLATION OR HOUSEHOLD USE.

A NEW WANTED LINE!

A Brand New 1934 Line
 Duffy Special Short Wave Tuning Condensers, each 5/6
 A small compact precision job for Amateurs or Professionals.

STROMBERG-CARLSON CONDENSERS



ALL REDUCED

1 Gang, old type 8/- . New type NOW 8/-
 2 Gang, old type 14/- . New type NOW 16/-
 3 Gang, old type 19/9 . New type NOW 22/-
 4 Gang, old type 26/- . New type NOW 27/9

TYPE S.M.P.X. MICA PADDING CONDENSERS

6 plate for use with 465 K.C. 1/6
 7 plate for use with 465 K.C. 1/9
 10 plate for use with 175 K.C. 2/3
 12 plate for use with 175 K.C. 2/9

LEVENSON'S CAN SUPPLY A SWITCH FOR EVERY RADIO OR ELECTRICAL PURPOSE!

TRADERS NOTE!

We have a special line of CUTLER-HAMMER RADIOLOC SWITCHES with 2 keys to dispose of at a liberal price in quantity lots, or 2/6 each.

WRITE FOR QUOTE

RACOPHONE VARIABLE CONDENSERS

PRECISION MAXIMUM

2 Gang, each 20/-
 3 Gang, each 27/6
 4 Gang, each 33/6

ALPHA CONDENSERS

ALPHA GANGED BRASS PLATE

2 Gang, each 12/6
 3 Gang, each 17/6
 4 Gang, each 25/-
 With Trimmers and Padders.

NEW TYPE ALPHA CONDENSERS

WITH DIAL ESCUTCHEON AND PILOT LIGHT

Single Gang, each 14 6
 Double Gang, each £1 0 9
 Triple Gang, each £1 4 6
 Four Gang, each £1 8 9

From RADIO CHEAP-SIDE, 240A Pitt St.

Removed from Traded-in Radio Receivers. We have stocks of all leading makes of Variable Condensers all in perfect condition. As good to use as a new job. All capacities. 2/6 and 3/6 each

We select for country customers.

A NATION-WIDE SELLER

The Famous "SKY RAIDER 4" Battery Operated Radio. See Home Assembly Section of this publication for full particulars.

LIKE-A-FLASH

VARIO-COUPLER MOUNTING

With Knob and all fittings 2/3

RADIOKES MIDGET CONDENSERS

3-Plate, complete with Knob, each 2/-
 5-Plate, complete with Knob, each 2/-
 7-Plate, complete with Knob, each 2/3
 11-Plate, complete with Knob, each 2/6
 13-Plate, complete with Knob, each 2/9
 17-Plate, complete with Knob, each 3/-
 19-Plate, complete with Knob, each 3/3
 23-Plate, complete with Knob, each 3/6

VALVE OR SET TESTING LEADS

TYPE 01

VALVE OR SET TESTING LEADS

With removable Crocodile Clips

Per Set 4/-



LEVENSON'S GUARANTEE A CHEAPER PRICE FOR EVERYTHING IN RADIO

VARIABLE CONDENSERS
ORDER NOW PROMPT

A host of makes taken out of old receivers. All capacities. A variety of prices, 3/6, 4/6 and 5/6. We guarantee extra special value.

DE JUR 2-MEG GRID LEAK AND .00025 CONDENSER. Price 3/-

ENGLISH "TRIX" 'GRID CONDENSERS .. 2/6

With Clips. A splendid British Job.

AMSCO VARIABLE CONDENSER

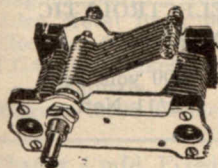
.00035 Amsco extra heavy grade allocating straight line Variable Condensers. A sturdy, everlasting professional job, 30/-. NOW 17/6

MANUFACTURERS' CONDENSERS

ADOPTED BY MANY AUSTRALIAN SET MANUFACTURERS

Rigidly built to withstand transportation or abuse; of sturdy construction, bakelite base; low minimum, true capacity, removable shaft, pig tails, automatic constant tension, perfectly insulated, and adaptable for either base, panel or gang mounting.

.0005, .00035 and .00025. List Price 12/6
Traded-in models, as good as new 5/6



LIKE-A-FLASH

One hole fixing, ball bearing shaft. .00035 and .0005, Like-A-Flash Aluminium. ing action. Quarter inch each 7/6

ORMOND CONDENSERS

BRITISH BUILT. VARIABLE.

.00035 with 4 inch dial. Price, each 7/6

LIKE A FLASH S.X. TYPE MIDGET 1934 TYPE VARIABLE CONDENSERS

With Trimmers. For New Midget Receivers.

2 Gang 12/6
3 Gang 15/6
4 Gang 18/6

Small Neat Metal Escutcheons to match, with Celluloid Back-panel Reading Discs, extra 2/6

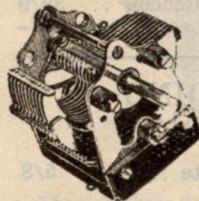
Small Neat Metal Escutcheons in pairs, with Celluloid Back-panel Discs, one with novel facial illustrations. The other numbered. Quote S.X. Type, set 5/-

VARIABLE CONDENSERS

.0003, .00035, .001, .001 with vernier. All one price 3/6

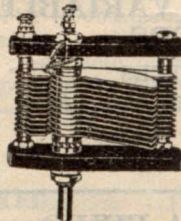
R.C.S. SHORT WAVE VARIABLE TUNING CONDENSERS

Fitted with Trimmers. Capacity .000175 mfd.
Single Gang 8/-
Two Gang 15/9
Three Gang 17/6
Special Compression Type Wave Trap Condensers 3/6



EMMCO STRATELYNE CONDENSERS

Used but in good condition
Price each 3/6
Also practically every other make in used condition, price 4/6



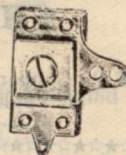
LIKE A FLASH ENGLISH .00035 or .0005 CONDENSERS

1 Hole Mount
Ebonite Ends
9/6 value 6/9


Pyramid .0005 variable condensers, Brass plate, with vernier Friction Drive, 25/-
NOW 10/6
Compression type Wave Trap Condensers 3/6

.00025 WETLESS GRID CONDENSERS

Ready with all Mounting Clips.
2/6. NOW 1/-



Padding Condenser with shunt, suitable 465 K.C., each 2/6
Padding Condenser with shunt, suitable 175 K.C., each 2/9



A WELL KNOWN MAKE OF MODERN CONDENSER

2 Gang 9/9
3 Gang 14/3
4 Gang 20/-
Fitted with Trimmers.

A.W.A. VARIABLE CONDENSERS

23 plate .0005 MFD }
17 plate .00035 MFD } 12/6
13 plate .00025 MFD }
7 plate .00015 MFD }

A.W.A. self aligning universal coupler complete with three spacing brackets 2/6

AIRZONE VARIABLE CONDENSERS

2 Gang, 3 Gang and 4 Gang.

AIRZONE GANGED CONDENSERS

Without Dial but with Trimmers.

Twin Gang	20/-
Three Gang	27/6
Four Gang	36/6
Twin Gang with Dial and Escutcheon ..	31/6
Three Gang with Dial and Escutcheon ..	39/9
Four Gang with Dial and Escutcheon ..	48/-

AIRZONE PADDING CONDENSERS

3-Plate 2/6 7-Plate 5/8

CLYDON BRITISH VARIABLE CONDENSERS

FOR TRANSMITTERS

Transmitting Condenser, .00025	£1 17 6
3000 volts working, .00035	1 19 6
3000 volts wroking, .0005	2 15 0

HIGH GAIN MICA FIXED CONDENSERS

100025—.0005, .002-100 volts working	
1 amp. R/F	10 6

H.F. INDUCTANCES

FOR TRANSMITTERS


N.P. Copper Tubing Coils, in all sizes. Price on application.

☆☆☆☆☆☆☆☆☆☆☆☆☆☆☆☆☆☆☆☆☆☆☆☆☆☆☆☆☆☆☆☆

THE WIDEST SELECTION OF VARIABLE CONDENSERS THE TRADE OFFERS

☆☆☆☆☆☆☆☆☆☆☆☆☆☆☆☆☆☆☆☆☆☆☆☆☆☆☆☆☆☆☆☆

MIDGET CONDENSERS

 A good sturdy make of Midget 13-Plate Condensers. 3/9.
NOW 2/-

Compression Type Variable Condensers for Wave Traps, etc. 3/6

LEVENSON'S SUPPLY REPLACEMENT PARTS AND VALVES FOR EVERY TYPE OF RADIO ——— NEW OR OLD!

ELECTROLYTIC CONDENSERS

Twin 8 mfd.. Peak voltage: 500 volts.
Use on D.C. only 3/3
For use in Eliminators, Power Packs, etc.

SPRANGE DRY ELECTROLYTIC CONDENSERS

Capacity: 8 mfd. Voltage Rating, 450
P.C. Waxed. Manufacturers' Type
7/6. NOW 3/8

R.C.S. PADDING CONDENSERS

175 and 460 K.C., each 3/11

FIXED CONDENSERS

2 mfd. HELSLEY Self Healing Mainsbridge Condensers; 4½ x 1¼ x 1 inch, 7/6
NOW 3/9

PADDER CONDENSERS

465 K.C. and 175 K.C., each 2/-

DUFFY TRANSPOSER

Battery Type. With all Valves .. £17/16/4
Batteries extra.

COLVILLE CRYSTAL PARTS

FOR TRANSMITTERS

Quartz Crystals, 3.5 M/C, from	15 0
Crystal holders, open	10 6
Crystal holders, covered	12 6
Crystal Holders, adjustable	£1 7 6
Stand-off Insulators	1 6



LOMIL 8 MFD. ELECTROLYTIC CONDENSERS

400 volt Working. 500 volt Test.
Price 2/11 Nett

Eliminators

The building of B Battery Eliminators is far more simple than the newcomer really thinks. Many different circuits are available, but more or less they are of the same design.

A point in the favour of B Battery Eliminators against Dry B Batteries, is that the batteries commence to run down from the day they are purchased and hooked up to the set; whereas the eliminator, if kept in proper working condition, will continue to give the same voltage at all times, of course if the valve stands up to its work which you will find in most cases it will do.

FIXED CONDENSERS



POLYMET FIXED CONDENSERS

.5, 1, and 2 mfd. 3/6, 4/6, 5/6.
Now 1/6

ENGLISH MADE TRIX CONDENSER

.00025 Grid Condenser with clips.
Bakelite Type, 2/6
Pilot Grid Condensers, .00025 2/-
A reliable little job.

ALUMINIUM



Chassis and Panels

Cut and Beat Free, while you wait. 18 Gauge 1d. per square inch. English, Polished, Guillotine Cut. DRILLING ALSO DONE.

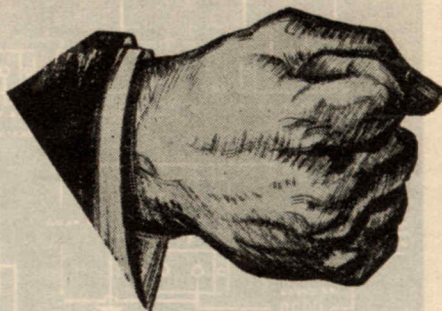
OR CHASSIS FREE WITH ANY KIT OF PARTS!

TOBE CONDENSER BLOCKS

Tobe Condenser Blocks 25/-
Now 5/-
1-8 mfd., 3-1 mfd. 1500 volt test.

Levenson's can supply a Condenser for any Radio or Electrical purpose.

WE WILL NOT BE UNDERSOLD!
WHAT DOES THIS STATEMENT MEAN TO YOU—?



JUST THIS.

That value for your Money is assured at Levenson's Radio.

If it is obtainable cheaper elsewhere (and we think not) we will refund the difference to you by credit note redeemable for stock at our store providing the quotation is legitimate.

A WIDE RANGE OF FIXED CONDENSERS OF ALL TYPES

Magnus .00015 Fixed Condensers 1/-
Hilco Metal Base .0005 Fixed Condensers 1/-
Electrad .0003 Fixed Condenser 1/6
T.C.C. .003 Bakelite Fixed Condensers with Terminals, 5/6. Now 2/6
Magnus .0005 Condensers 1/-

Chanex 4 mfd. Fixed Condensers, 3000 volt test. List Price 22/6. Now 7/6

L.A.F. FIXED MICA CONDENSERS

Capacity .0001 to .0005, each 10d.
.0006 to .0009, each 11d.
.001 to .003, each 1/3
.004 to .006, each 1/6
.01, each 2/3
.02, each 3/9


MICA CONDENSERS, FIXED

.003 mfd, each 2/-
.006 mfd, each 2/-
.01 mfd, each 1/9

Lissen English Bakelite Neutralising Condensers panel or baseboard mounting, 7/6. Now 3/6

FIXED CONDENSERS
1/- each

.0001
.00015
.00025
.0003
.0005
.001
.002



RADIO CHEAPSIDE
240A Pitt Street, Sydney.
The Home of Half a Million Bargains.

CHANEX CONDENSERS

Purchased at Auction of Manufacturers' Stock.
SPECIAL OFFER

1 mfd., 1500 volt, each 2/6
2 mfd., 750 volt, each 2/-
1 mfd., 1000 volt, each 1/9

Radio's Biggest Selling Kit . . . THE LINGUIST 3 SHORT WAVE

See Home Construction Section of this Publication on Catalogue page 162.

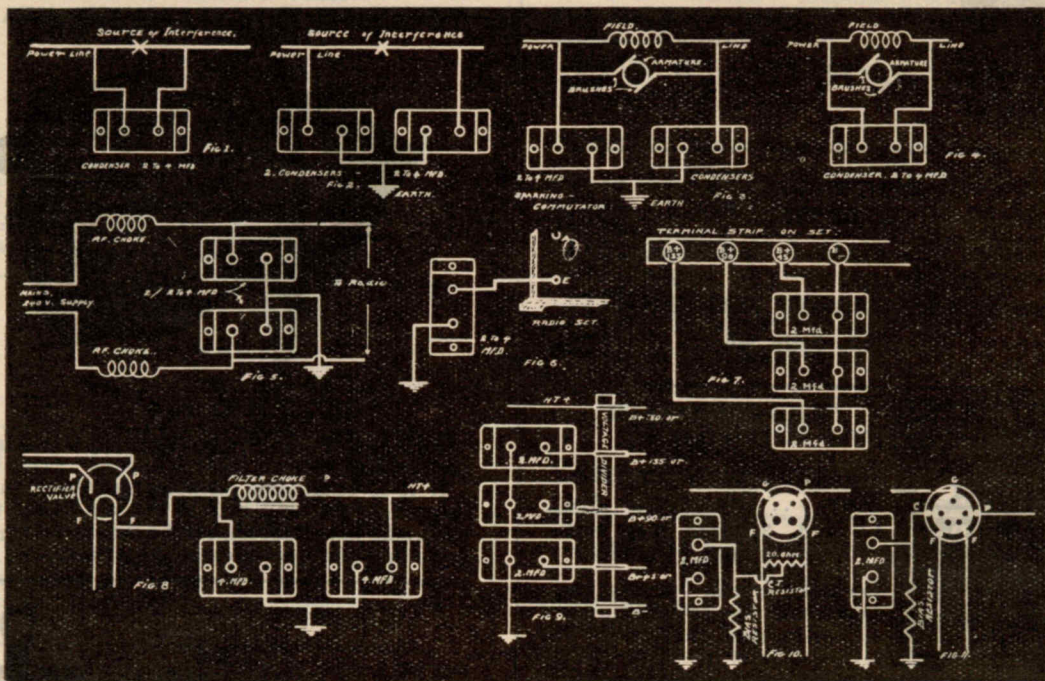
MANUFACTURERS TYPE

1 mfd Condensers. Price each 6d.
Couple up for larger capacities.

SEND 2d. STAMP FOR FULL ILLUSTRATED FOLDER OF RADIO AND RADIO GRAMOPHONE COMBINATION CABINETS, SIZES, PRICES . . . ETC.

LEVENSON'S RADIO . . . WILL NOT BE UNDERSOLD

Improve Results with Philips Condensers — Here's How . . .



PRICES:

2 MFD, each ..	2/8	1000	1/8 each in doz. lots
3 MFD, each ..	3/8	100	2/- each in doz. lots
4 MFD, each ..	4/8	500	2/4 each in doz. lots

Uses for Philips Condensers in Radio Operation.

Line filters and bi-pass arrangements of various capacities.

Referring to diagram: FIG. 1 illustrates the use of the condenser connected directly across a source of interference on a power supply line, such as faulty or noisy switching or commutator gear, the brushes on electric motors, driving fans, machinery, dental apparatus, etc.

FIG. 2—Illustrates an extension of the system shown on No. 1. Except that two condensers are used across the source of interference and a terminal on each condenser is in turn connected to earth.

FIG. 3—Illustrates the same condenser arrangement connected right across the two power lines connecting to a motor field and armature system in order to reduce noises emanating therefrom.

FIG. 4—Illustrates an arrangement similar to Fig. 1 in which the condenser is connected one side to each line supplying the motor field and armature.

FIG. 5—Illustrates a line filter for use where the supply is being led to a radio receiver. Two Radio Frequency chokes are used in series with the leads. Then on the radio side of the chokes two condensers are arranged with their centre connection earthed as shown. Such a system is useful in eliminating Radio frequency interference that may be arriving at the receiver via power supply line.

FIG. 6—Illustrates the use of a condenser connected between the earth terminal of a radio receiver and the usual earth connection. In this way the receiver is isolated from earth as far as direct current is concerned but is free to operate in the usual way as regards radio frequency reception. Such a system is advisable when the receiver is being used off a power supply obtained from D.C. power mains.

FIG. 7—Illustrates the use of condensers in a battery set in order to obtain the best performance. The condensers are shown connected to the usual terminal strip and so arranged that each "B" positive supply is separately by-passed to "B" negative.

FIG. 8—Illustrates the use of condensers in the usual "B" eliminator or power pack of an A.C. receiver. One condenser being connected to the input to the filter choke on the rectifier filament side. The high tension positive or output side of the choke being also connected to a condenser. The remaining terminal on each condenser being connected to the "B" negative return which in the average A.C. receiver would be the metal chassis.

FIG. 9—Illustrates the use of condensers for by-passing a voltage divider either in an eliminator or A.C. receiver. One condenser terminal being connected to each H.T. positive terminal. The remaining condenser connection connecting to "B" negative and (i.e., chassis).

FIG. 10—Illustrates the use of condensers in by-passing a bias resistor. Incidentally illustrating the method of obtaining bias from the UX type valve in an A.C. receiver.

FIG. 11—Illustrates the condenser for bias by-pass purpose as in Fig. 10 except that the bias is being obtained from a UY base type of valve.

ATMOSPHERICS—Not being restricted to any particular wavelength such as the waves of a Broadcasting Station, atmospheric travel just where they please. These electrical disturbances cause all forms of hideous noise in your loud speaker. They are more persistent in tropical climates. A cure for this form of interruption is out of the question at present though recently I have read of some research engineers having succeeded, by what method I cannot yet say.

LEVENSON'S GUARANTEE A CHEAPER PRICE FOR EVERYTHING IN RADIO

T.C.C. HIGH VOLTAGE & TRANS-TUBULAR CONDENSERS

Tested at from 1,000 volts to 50,000 volts.

Cap. mfd.	Test D.C.	Working D.C.	Height	Width	Thickness	Price
2	5000v.	2500v. D.C.	6½ in.	6 in.	4½ in.	112/-
1	5000v.	2500v. D.C.	6½ in.	6 in.	2½ in.	62/6
2	2500v.	1500v. D.C.	6 in.	6 in.	1½ in.	29/6
1	2500v.	1500v. D.C.	6 in.	3 in.	1½ in.	22/9
2	1500v.	800v. D.C.	5½ in.	3 in.	1½ in.	18/9
1	1500v.	800v. D.C.	5½ in.	2 7/16 in.	1 in.	15/3
.002	2500v.	1500v. D.C.	1¾ in.	2 7/16 in.	13/32 in.	17/6
.00025	2500v.	1500v. D.C.	1¾ in.	2 7/16 in.	13/32 in.	12/-

There is a T.C.C. Condenser for Every Purpose.

T.C.C. CONDENSERS TYPE 84

Tested at 600 V.A.C., 900 V.D.C.
Working at 300 V.A.C., 450 V.D.C.

.25 mfd., each	3/-
.5 mfd., each	3/3
1 mfd., each	4/-
2 mfd., each	5/6
4 mfd., each	9/6

E.T.C. MICA CONDENSERS

Moulded Bakelite Containers

.00005, .0001, .0002, .00025 mfd., each	1/6
.0003, .0004, .0005 mfd., each	1/7
.006 mfd., each	1/10
.001, .0015, .002, .003 mfd., each	2/-
.004, .005, .006 mfd., each	2/3
.008 mfd., each	2/6
.01 mfd., each	2/9

TUBULAR CONDENSERS

Paper Dielectric:

Hydra Tubular: .1 mfd. 300v. working, each	1/6
Hydra Tubular: .5 mfd. 300v. working, each	2/6
Solar Sealtdite: .1 mfd. 300v. working, each	1/-
Solar Sealtdite: .1 mfd. 400v. working, each	1/3
Polymet Waxtite: .1 mfd. 300v. working, each	1/-
Polymet Waxtite: .5 mfd. 300v. working, each	2/3

T.C.C. MICA MOULDED

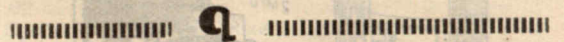
.004, .003, .001, .005, each	3/6
T.C.C. Mainsbridge Type	
.02, .03, .04, .05, .06, each	4/-
New "M" Type T.C.C. for Set Builders	
.0001, .0005, .00025, .0002, .0003, each	1/10
"M" Type .00025 Set Builders' Type, with Grid Leak Clips, each	
.01 mfd, each	2/11
.01 mfd, each	3/-
.001, .002, .003 mfd, each	2/3
.004, .005, .006 mfd, each	2/6

T.C.C. Pig Tail Tubular Condensers, Non Inductive


.02 250 v. A.C., each	2/3
5 250 v. A.C., each	2/9
5 mfd "DULYTIC" CONDENSER	
100 volts working, 125 volts peak. Pigtail type, each	3/6
10 mfd "DULYTIC" CONDENSER	
25 volts working, 40 volts peak. Pigtail type, each	3/-
25 mfd "DULYTIC" CONDENSER	
25 volts working, 40 volts peak. Pigtail type, each	3/6

HYDRA CONDENSERS

Type	Capacity	Test Voltage	Working Voltage	Price
1301	.1 mfd.	500v. D.C.	250v. D.C.	2/-
1303	.5 "	500 "	250 "	2/6
1304	1 "	500 "	250 "	2/10
1305	2 "	500 "	250 "	4/6
1307	4 "	500 "	250 "	7/-
4072/5072	.25 "	700 "	300 "	3/-
4073	.5 "	700 "	300 "	3/-
4074	1 "	700 "	300 "	3/2
6051	.1 "	1505 "	500 "	3/-
6052	.25 "	1500 "	500 "	3/9
6053	.5 "	1500 "	500 "	4/6
6054	1 "	1500 "	500 "	5/-
6057	4 "	1500 "	500 "	11/6
7207	4 "	2000 "	750 "	19/6
7257	4 "	2500 "	900 "	22/-
1141	3 x .5 "	700 "	300 "	6/6
6017	2 x .1 "	2000 "	750 "	3/9
2101	.01 "	1000v. A.C.	700 "	2/2
(12000 c.m.)				
7080	2 x .1 "	2000v. D.C.	750 "	7/6
7082	2 x .1 "	2000 "	750 "	16/-



Over 5,000 Radio Fans can't be wrong. Levenson's have sold over 5,000 kits for Home Assembly of the Linguist 3, whole world battery operated radio receiver. There is a real thrill in listening to the foreigners and remember you too can build this remarkable easily constructed set. Hear London, Paris, Berlin and all Japanese American and overseas stations. Turn to the Linguist 3 circuit listed within these pages. Note how simple it is to build it. Note the price is well within your reach.



CHANEX CONDENSERS

A BARGAIN




Chanex 4 mfd. 3000 volt test condensers, .. 22/6

NOW, each .. 7/6

DE JUR GRID CONDENSERS

with clips.

.00025. Now .. 1/6
Pilot .00025 Grid Condensers, with clips. Now 2/-



Trix English .00025 Grid Condensers, with clips, price each .. 2/6

EVERY AVAILABLE MAKE OF ELECTROLYTIC CONDENSERS IN STOCK.

TO THE TRADE & SET MANUFACTURERS
On all Proprietary Lines a full Trade Discount is allowed to legitimate traders. As many of our Like a Flash and clearing lines are cut so fine we cannot extend this courtesy to them. However, there's no harm in asking. Drop us a line. Legitimate proven Traders or set manufacturers only.

CHANEX CONDENSER

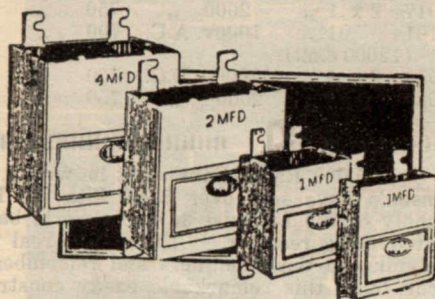
PIGTAIL TYPE

.001 to .5 mfd, each	1/-
.1 mfd, each	1/2
.2 mfd, each	1/3
.25 mfd, each	1/4
.00025 to .05 mfd, each	1/-
.3 mfd, each	1/4
.5 mfd, each	1/8
1500 volt test. 400 volt working.	

T.C.C. 2 mfd. Condensers with Terminals,	5/9
NOW	3/6


TONE CONTROL CONDENSERS

.0005, .0015, .0035, each	3/6
Switch to suit, extra	1/3



"LIKE-A-FLASH" {	1mfd. 500 volt test	1/9
	2mfd. " " "	3/9
	4mfd. " " "	6/-
1 mfd. 1500 volt test		4/-
2mfd. " " "		6/-
4mfl. " " "		9/3

T.C.C. CONDENSERS ELECTROLYTIC TYPES



WET TYPE		
Working		
Capacity	Volts D.C.	
7 mfd.	460	6/6
8 mfd.	440	6/6


SEMI-DRY TYPE		
Working		
Capacity	Volts D.C.	
8 mfd.	500	7/6
25 mfd.	25 max.	4/-
2000 mfd.	12	27/6

Wet Types 7 and 8 mfds. and Semi-Dry 8 mfd. supplied complete with insulating washers and connecting lugs.

ELECTROLYTIC TYPES

Solar: 8 mfd. 500v. Peak (wet), each	5/-
Solar: 8 mfd. 600v. Peak (wet), each	6/6
Polymet: 8 mfd. 500v. Peak (wet), each	4/3
Solar Dual: 8 x 8 mfd. 500v. Peak (Semi-dry), each	9/-
Solar: 25 mfd. 25v. Peak (Semi-dry), each	2/6

T.C.C. ELECTROLYTIC CONDENSERS



2000 mfd.

Guaranteed to eliminate all A.C. Hum from Dynamic Speakers.

For Stepdower Units
15/- each

Usually 25/-

ELECTROLYTIC CONDENSERS

POLYMET ELECTROLYTIC CONDENSER

Polymet 8 mfd Electrolytic	
Price each	4/3



LO-MIL ELECTROLYTIC CONDENSERS


8 mfd., each	2/11
--------------	------

SPRAGUE ELECTROLYTIC CONDENSERS

8 mfd. 500 volt test condensers.	
Wet type, each	3/8

THE CHEAPEST AND SAFEST MANNER IN WHICH TO REMIT MONEY

Forward open cheque, crossed, and made payable to Levenson's Radio. Mark cheque distinctly "NOT OVER £?" making the amount mentioned the next highest £ to the approximate value of goods; hence, if goods are approximately £5/12/6 value mark cheque "Not over £6." It saves time and ensures prompt despatch of goods.



PHILIPS BYPASS CONDENSERS

1/8, 2/-, & 2/4 each in dozen lots.

Fixed condensers in original packages. Brand new stock guaranteed.

2 m.f.d., 500 volt test	2/8
3 m.f.d., 500 volt test	3/8
4 m.f.d., 500 volt test	4/8
All fully tested. Special reduction, dozen lots.	

LEVENSON'S GUARANTEE A CHEAPER PRICE FOR EVERYTHING IN RADIO

CHANEX FIXED CONDENSERS

150 VOLTS D.C. WORKING VOLTAGE
(Double tested 500 Volts D.C.)

.01 mfd, each	2/6
.1 mfd, each	2/-
.25 mfd, each	2/3
.5 mfd, each	2/6
1 mfd, each	3/-
2 mfd, each	4/-
4 mfd, each	6/3

400 VOLTS D.C. WORKING VOLTAGE
(Double tested 1500 Volts D.C.)

.01 mfd, each	3/6
.1 mfd, each	2/9
.25 mfd, each	3/-
.5 mfd, each	3/6
1 mfd, each	3/9
2 mfd, each	6/-
4 mfd, each	10/6

500 VOLTS D.C. WORKING VOLTAGE
(Double tested 2000 Volts D.C.)

1. mfd, each	3/4
.25 mfd, each	4/-
.5 mfd, each	4/9
1 mfd, each	5/2
2 mfd, each	7/6
4 mfd, each	12/-

400 VOLTS D.C. WORKING VOLTAGE
(Double tested 1500 Volts D.C.)

3 x .5 mfd, each	7/6
2 x .5 mfd, each	5/-

600 VOLTS D.C. WORKING VOLTAGE
(Double tested 2000 Volts D.C.)

.1 mfd, each	3/4
.25 mfd, each	4/-
.5 mfd, each	4/9
1 mfd, each	5/2
2 mfd, each	7/6
4 mfd, each	12/-

BUFFER Condensers

(600 Volts D.C. Working Voltage)

.1-0-.1 mfd, each	3/9
L.A.F. Padding Condenser, each	1/9
Simplex " " " "	1/9
Airzone " " " "	3/6

POLYMET FIXED CONDENSERS

.5, 1 and 2 mfd, each	1/6
-----------------------	-----

SIEMENS HALSKE CONDENSERS. 1500v. test.

.1 mfd., each	1/7
.25 mfd., each	1/10
.5 mfd., each	2/-
1 mfd., each	2/3
2 mfd., each	3/4
4 mrd., each	7/4
2 x .1 mfd., each	2/5
2 x .5 mfd., each	3/1
3 x .5 mfd., each	3/10

WETLESS TUBULAR CONDENSERS

.01 mfd, each	1/-
.02 mfd, each	1/-
.05 mfd, each	1/2
.1 mfd, each	1/2
.25 mfd, each	1/6
.5 mfd, each	1/10

POLYMET TUBULAR CONDENSERS

.1 mfd, each	1/3
.5 mfd, each	1/9

MICA FIXED CONDENSERS

Quote Types SMX when ordering

Capacity	Metal Clad	Moulded Bakelite
.0001 to .0005	10d.	1/3
.0006 to .0009	11d.	1/3
.001 to .003	1/3	1/6
.004 to .006	1/6	1/9
.01	2/3	2/6
.02	3/3	—

Special Prices in Dozen Lots to Dealers, etc.

HYDRA CONDENSERS

BUFFER TYPE

.1-0-1 mfd. 1000 A.C. test	4/-		
3 x .5 mfd. 700 D.C. test	6/10		
Tested 650 v. D.C.	Working 325 v. D.C.	Capacity .01 mfd.	Price 2/6
500 v. D.C.	240 v. D.C.	.1 "	2/2
" "	" "	.5 "	2/8
" "	" "	1 "	3/-
" "	" "	2 "	4/9
" "	" "	4 "	7/6
500 v. A.C. or 700 v. D.C.	325 v. D.C.	.1 mfd.	2/9
" "	" "	.5 "	3/2
" "	" "	1 "	3/4
" "	" "	2 "	5/10
" "	" "	4 "	9/6
1000 v. D.C.	425 v. D.C.	.1 mfd.	3/3
" "	" "	.25 "	3/8
" "	" "	.5 "	4/8
" "	" "	1 "	4/6
" "	" "	2 "	7/5
" "	" "	4 "	11/5
1500 v. D.C.	500 v. D.C.	.5 mfd.	4/9
" "	" "	1 "	5/3
" "	" "	2 "	7/6
" "	" "	4 "	12/3

T.C.C. TYPE "M" MICA CONDENSERS

.0001, .00015, .0002, .00025 mfd.	1/6
.0003, .0004, .0005 mfd.	1/7
.0006, .0007, .0008, .0009 mfd.	1/10
.001, .002, .003 mfd.	2/-
.004, .005, .006 mfd.	2/3
.007, .008, .009 mfd.	2/6
.01 mfd.	2/9
.0001 mfd. (with clips)	2/-
.0002 mfd. (with clips)	2/-
.00025 mfd. (with clips)	2/-

T.C.C. CONDENSERS TYPE 87

600 V.A.C. Test. 300 V.A.C. Working.

.02, .03, .04, .05, .06, .07, .08, .09 mfd., each	3/3
---	-----

REMITTANCE BY OPEN CHEQUE

Many of our customers make remittance by open cheque—this method is very safe and more economical than any other manner of remittance. Be certain to cross out the word "bearer" and substitute the word "order." Cross cheque "not negotiable," make payable to Levenson's Radio. Do not fill in amount but underneath the £ sign on cheque write distinctly "Not over £1, £2, £3," as the case may be, namely the amount nearest the next highest pound of approximate value—viz., if the approximate amount would be £13/13/6 insert "Not over £14."

SPECIAL EXTRA SPECIAL!!!

NEW TYPE TUBULAR FIXED CONDENSERS

BEST KNOWN AND POPULAR MAKE

Because we are slashing into the fixed prices of these wanted goods we will not mention the maker's name. New tubular fixed condensers, all wanted capacities.

All One Price 6d.
Or Assorted 5/6 dozen
 Or 3/6 in Gross Lots

Capacities:

.1 mfd.	.004 mfd.
.008 mfd.	.005 mfd.
.006 mfd.	.0005 mfd.
.003 mfd.	

A TELEGRAM RECEIVES INSTANT ATTENTION.

Cash Remittances may be Telegraphed.

Miscellaneous Radio Parts



TUBULAR BACK PANEL GLOBES 6d.
PHILIPS MAKE 1/6

ELKON DRY RECTIFIERS

Price 25/-
 Guaranteed as New.



INSULATED SCREW EYES

Price 2d. each




ELECTRIC BELLS
 Reliable Make

Price 4/6



SINGLE GRID LEAK CLIPS

6d., 1/-, and 1/3 each



A few of our
 Manufactured
 Lines

J. J. Hoelle & Co.

Electrical Engineers

47-49 ALMA STREET, DARLINGTON
 SYDNEY, N.S.W.

Telephone: MA 5762

All particulars as
 to Prices and
 Discounts on
 Application

'UTILUX'
 BED READING LAMP

Stands or Clamps Anywhere.


The only "BAKELITE" Reading Lamp Manufactured!

LYMNATO or PLAIN

Available in many Colours.

Earthing and
 Ordinary Plugs
 for Iron, etc.

**HEATER!
 TOASTER!**



**GRILLER!
 COOKER!**

All classes of
 Terminals and
 Connections

A Boon for every Household!

Double Soldering Lugs

Ca Hole, 9/32 inch diameter
 Cb Hole, 1/4 inch diameter
 Cc Hole, 3/8 inch diameter

In Tinned Copper or Steel.

Single Soldering Lugs

Fa Hole, 5/32 inch diameter
 Fb Hole, 11/64, and 1/8 in. dia.
 Fc Hole, 5/23, 1/4 and 3/16in.
 diameter.

Prices on Application.

ALLIGATOR CLIPS

H. Nickel Plated.

BATTERY CLIPS

Z. 5, 10, 25, 50 Amps.

LEVENSON'S GUARANTEE A CHEAPER PRICE FOR EVERYTHING IN RADIO

PRICE LIST

SIEMENS "Xcel" SOLDERING IRONS

Cat. No.	Diam. of Bit	Weight oz.	Watts	Price
S516	5/16in.	8	60	25/-
S038	3/8 in.	10	95	35/-
S048	1/2 in.	16	130	40/-
S068	3/4 in.	24	200	55/-
S100	1 in.	36	380	67/6
S114	1 1/2 in.	45	500	75/-
FOR THE HOME USER				
R616	3/8 in.	10	95	17/6
H3438	3/8 & 3/4 in.		250	32/6

"Xcel" H.3438 SOLDERING IRON

(As illustrated opposite)

This is a general utility iron fitted with a 3/4-inch bit, having a pencil point on one end and a chisel point on the other. This bit is locked in position by a grub screw on end of barrel.

A 3/8-inch auxiliary bit is also supplied and can be attached to the iron by removing both the grub screw and the larger bit and putting the small bit in end of barrel. The element is arranged to accommodate either the 3/4-inch or the 3/8-inch bit without detriment to the iron or element.

Even for intermittent use the convenience and economy of these Xcel Irons make them invaluable; for straight work they are unchallengeable in service.

SIEMENS "SACK" TYPE CELLS

1 1/2-VOLT. MAXIMUM DISCHARGE 0.5 AMPS.

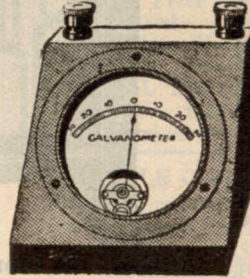
Size "O"—Complete cell with 7oz. charging salt, each 12/6

SPARE PARTS

Elements, each	6/-
Zincs, each	3/9
Jars, each	2/9
Charging Salt, per lb.	2/-

The Siemens Sack Type Cell has been developed to provide a source of power which can readily and easily be renewed on the spot. Country listeners particularly have always had to face the problem of A current supply for their Radio receivers. The inconvenience of sending their accumulators to a garage for periodic recharge and overhaul needs only to be mentioned to recall one of the most vexatious and annoying details appertaining to their Radio reception. Further, the employment of the standard Dry Cell as an A battery supply, whilst convenient, has proved altogether too extravagant, and the frequent complete replacement is by far too costly to be considered as a practical solution of the problem.

SIEMENS-ELLIOTT MINIATURE RADIO MEASURING INSTRUMENTS



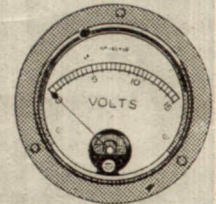
Including Milliampmeters, Microampmeters, Voltmeters, Galvanometers.

Moving coil type for the measurement of direct current with the greatest degree of accuracy.

High-class instruments, designed and constructed on identical lines to larger patterns and having a guaranteed accuracy in accordance with British Standards servicing Specification—more reliable and accurate and lower-priced instruments now on the market.

These instruments have many applications in connection with small D.C. Switchboards, Testing Equipment, Radio Apparatus, Automobile Dashboards, Aeronautical Work.

A complete range of modern type instruments, in bakelite case, open dial, for switchboard and other mounting — in various types and sizes.



Prices and full details on application.

Each cell when first charged will give a voltage of 1 1/2 volts. During use the voltage will gradually fall, but the cell can continue to be used till the voltage falls to 1 volt, after which it should be recharged.

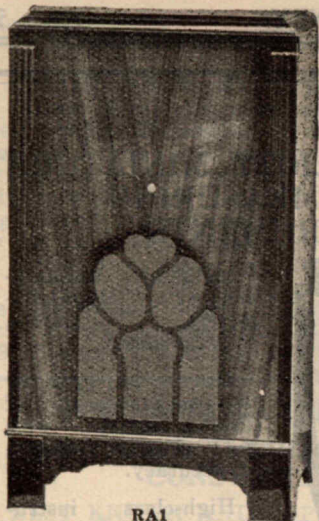
Recharging can be continued until the Sack Element becomes exhausted or the Zinc consumed.

Since the cells can be used till the voltage of each falls to 1 volt, the number of cells necessary to make up a battery will be equal to the voltage required. For example, to make up a 6-volt battery, 6 cells are required.


To take up the excess voltage during use, a variable resistance in series with the battery is necessary, which will be gradually cut out so that the correct voltage is always impressed on the valves. A pamphlet giving full information is available.

PARTICULARS OF SIZE O TYPE

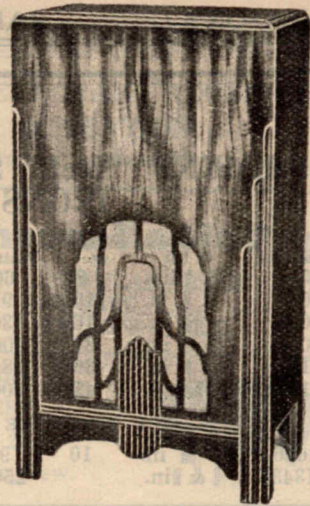
Dimensions: 5 1/4 inches x 9 inches; Normal Output, 0.25 amps.; Maximum Output, 0.5 amps.; Initial Voltage, 1.5 volts; Charging Salt per cell, 7 ozs.




RA1
Dull Finish .. 46/9



M284—THE "NORFOLK"
Dull, £4/0/6; Piano, £4/14/6.
Combination Type
Dull, £5/17/6; Piano £6/11/-.



M293—THE "MELTON"
Price, £2/11/9; Piano, £2/19/6.




RA2
Dull Finish .. 39/6


DIMENSIONS OF CABINETS.

RA1—3ft. 1in. high, 20 $\frac{1}{4}$ in. wide, 12 $\frac{1}{4}$ in. deep.
RA2—3ft. 1in. high, 20 $\frac{1}{4}$ in. wide, 12 $\frac{1}{4}$ in. deep.
THE "NORFOLK"—3ft. 4 $\frac{1}{4}$ in. high, 24in. wide, 14in. deep.
Combination: 3ft. 6 $\frac{3}{4}$ in. high, 25in. wide, 16in. deep.
THE "BEAUCAIRE"—3ft. 3in. high, 22in. wide, 13in. deep.
THE "ALLAN"—3ft. 2in. high, 21in. wide, 13in. deep.
THE "BROWNMORE"—3ft. 3in. high, 22in. wide, 13in. deep.
THE "WALTON"—3ft. 3in. high, 22in. wide, 14 $\frac{3}{4}$ in. deep.
Combination: 3ft. 6in. high, 23in. wide, 16in. deep.
THE "MELTON"—3ft. 2in. high, 21in. wide, 13in. deep.
PACKING 3/6 EXTRA


All Prices Positively Nett.
We can supply any Cabinet to your own design.




M292—THE "ALLAN"
Dull, £2/15/6; Piano, £3/6/-.



M291—THE "BROWNMORE"
Dull, £2/19/6; Piano, £3/13/-.



M286—THE "WALTON"
Dull, £3/7/6; Piano, £4.
Combination Type
Dull, £4/8/6; Piano, £5/2/-.



M290—THE "BEAUCAIRE"
Dull, £2/19/6; Piano, £3/13/-.

RADIO CABINETS

WIRE TABLE

NUMBER OF TURNS PER INCH

Size Wire B&S Gauge					Enamel and		
	D.C.C.	S.C.C.	D.S.C.	S.S.C.	Enamel	S.S.C.	
14	13.7	14.6	14.7	15.0	15.2	14.2	14.7
15	15.0	16.2	16.4	17.0	18.7	15.8	16.5
16	16.7	18.0	18.2	19.0	21.4	19.5	20.5
17	18.5	20.0	20.0	21.2	24.0	21.7	22.9
18	19.6	22.3	22.3	23.6	27.2	24.2	25.8
19	22.5	25.0	25.2	27.0	30.1	26.5	28.4
20	24.5	27.5	27.5	29.5	33.6	29.6	31.5
21	27.5	30.8	30.8	32.8	37.7	32.7	35.0
22	30.0	34.0	34.0	36.6	42.3	36.1	39.0
23	32.7	37.5	37.5	40.7	47.2	39.7	43.1
24	35.5	41.5	41.5	45.3	52.9	43.7	47.9
25	38.5	45.7	45.7	50.3	59.0	47.8	52.8
26	41.8	50.2	50.2	55.7	65.8	52.1	58.1
27	45.0	55.0	55.0	61.7	73.9	57.0	64.4
28	48.5	60.0	60.0	68.3	82.2	61.9	70.6
29	52.0	65.5	65.5	75.4	92.3	67.4	77.9
30	55.5	71.3	71.3	83.1	103.0	72.8	85.3
31	60.0	77.3	77.3	91.6	116.0	79.1	93.9
32	62.7	83.7	83.7	101.0	130.0	85.6	103.0
33	66.3	90.3	90.3	110.0	145.0	91.7	112.0
34	70.0	97.0	97.0	120.0	164.0	98.8	123.0

MANTLE MODEL CABINETS

From 16/6, 18/6 21/6 to 45/-.

A great variety of highly polished mantle cabinets. A cabinet at any price you mention. When ordering, give dimensions and size of baffle hole. We promise absolute value for money. Special Designs made to order.

TABLE MODEL METAL RADIO CABINETS

Size: 17 inches x 9 1/4 inches x 7 inches high... 30/-
NOW ONE THIRD PRICE 6/6

RIPPLE OLD GOLD CRYSTALLINE FINISHED — WELL VENTILATED

Imported from U.S.A.

Thoroughly Made. Well Finished. Light and Extra Strong.

Escutcheons to suit, extra 2/6

Miniature High Grade

RADIO CABINET

Perfectly Modern Design. Size: 12 1/2 x 8 x 7 ins.
PRICE 21/-

For design see Levenson's Miniature 4 Valve Superhet. in Electric Set Section of this Catalogue.

BLACK LEATHERETTE SMALL PORTABLE OR TEST CASES 21/-

Nickel Fittings, and fitted with Carrying Handles
Size 11 x 11 x 6 inches.

PORTABLE RADIO CABINETS

Fitted with Aerial Frame
15 x 14 x 8 1/4 INCHES

Lid 3-inches deep for Speaker.

Price 27/6 and 39/6

All covered with Imitation Crocodile Skin Leatherette. Heavy Nickel Fittings and Locks with Corner Protectors. Steel Carrying Handle. WELL BUILT, STRONG, YET LIGHT

Hinged Flap Conceals Batteries, etc.

Silk Portable Set Aerials, 50ft. 2/6

PORTABLE CABINET: 15 1/2 x 16 1/2 x 7 1/2 INCHES

All covered with Strong Black Leatherette. Heavy Nickel Fittings and Locks with Corner Protectors — Extra Strong Carrying Handle. STRONG LIGHT AND DURABLE.

Hinged Flap for Speaker conceals Contents.

FITTED WITH AERIAL FRAME

Price 30/- and 45/-

WOODEN CRYSTAL SET CABINETS 8/6

VERY NEAT. NICELY POLISHED. EXCEPTIONALLY WELL MADE AND FINISHED. HINGED LID.

Overall size: 13 1/4 inches x 7 inches x 7 inches.
Panel size: 12 inches x 6 inches.

Panel of Black Bakelite, extra 3/-
Black or Brown Bakelite, per sq. inch 1/4d.

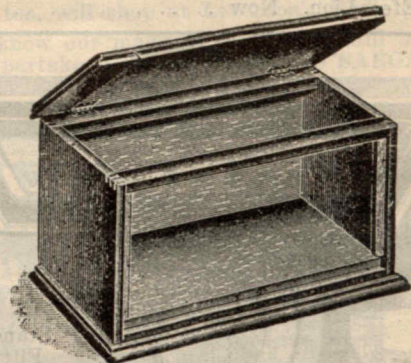


TABLE MODEL CABINETS

Price from 10/- to 25/-
Give approximate size and approximate price.
We guarantee good value.

MANTLEPIECE CABINET

Highly Polished Seasoned Timber.
17 1/2 inches high x 14 1/2 inches wide x 8 inches depth, price 16/6, 25/-

TABLE MODEL SPEAKER OR SMALL SET CABINETS

Polished. Escutcheon hole cut. Size: 15 1/2 x 9 x 1 0 inches. Were 25/-.

NOW 5/6

Piano Finished Extra High Grade

BEARD WATSON TABLE MODEL CABINETS

Neat new design. Size: 19 x 8 1/2 x 11 inches deep. Were 38/6. NOW 25/-

Radiokes



HALF CIRCLE BACK PANEL FULL VISION DIAL

Beautiful, Modern Appearance. Illuminated. Complete with Lamp and Knob. Were 17/6


MIRACLE PRICE **6/-**

RADIOKES STRAIGHT VISION DIALS




Were 22/6.
NOW 8/-
Better price in quantity lots.

Ormond Midget Back Panel Dials, overall size 4½ inches. 0 to 180. Illuminated. As illustrated. 7/6.
NOW 5/9



Racophone Drum Dial, with escutcheons . . . 15/-
Racophone Full Vision Dial, with escutcheons, minus lamp and knob 12/6
Price complete 13/6

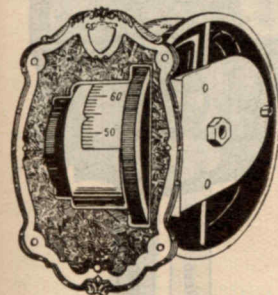
Emmco Vernier Dials, removed from traded in sets. Reconditioned as new 3/6
Replacement Dials to suit all receivers in stock, including—
Pilot Kilograd 3/6
Pilot Art Dial 3/6
Traded in. New Condition.



EMKABE DOUBLE DRUM DIAL

Neatly designed Escutcheon Plate No Backlash. Complete with all Fittings.

List Price 27/6
Special Price . . . 15/-
60/- Dozen




SPECIAL! PILOT SINGLE DRUM DIALS

Neat, Brass Escutcheons. Vernier and direct drive. Clearly numbered. Suitable for all condensers.

List Price . . . 32/6
NOW, each . . . 6/9
Or 60/- Dozen

SPECIAL PREFERRED VERNIER DIALS

A Special Line Greatly Reduced to Clear
BAKELITE DIALS—usually 5/6. Now . . . 3/6
METAL DIALS—usually 5/6. Now 2/3



Emmco Metal Dial Illuminators, Now . . . 2/6

DRUM DIALS

Very suitable for short wave usage. Celluloid scale registers 0-100. Fits standard shaft. 100 to 1 ratio. Very neat Bakelite escutcheons . . . 15/-
Extremely Slow. Designed for Short Wave.

MICA DIAPHRAGMS

1¼in., 1½in., 1 15/16in., 2in., 2 1/16in., 2¼in., 2½in., 3 inch 1/-
Metal Torch Globe Holders . . . 1/6

We do the Radio trade right throughout the Southern Seas.

RESIDENTS OF CENTRAL AUSTRALIA — THE FAR NORTH — COUNTRY AND OUT OF TOWN FOLK — RESIDENTS IN THE SOUTHERN SEAS.

You too, will shop at Levenson's Radio Store. We know our magnetic low prices will induce you to partake of the Million RADIO BARGAINS offered.

Order by Mail, Cable or Telegram

ACCUMULATOR TESTER . . . 1/6



Scientific, accurate Simple, efficient accumulator tester Only pocket size! Clean and handy.

FOR CAR OR RADIO

RADIO CABINETS—(Continued)

Cabinets quoted in this list are in limited quantities. However, we are always in the position to supply them at the same prices and approximate sizes.

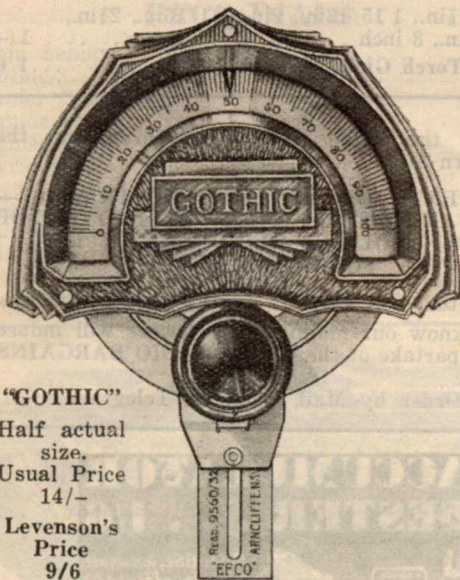
POLISHED SPEAKER OR MIDGET SET CABINETS

Length: 17¼ inches; Height 7 inches; Depth, 11¼ inches. PRICE 6/6
With Cut Fret backed with Brocaded Cloth. PRICE 9/6
Any size Fret cut to order.

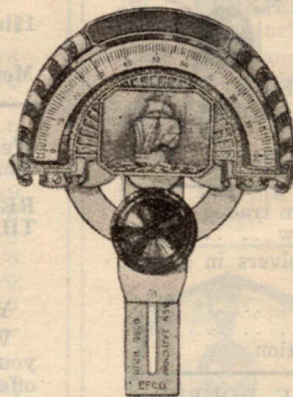
"EFCO" DIALS ANNOUNCES

THESE NEW SERIES OF DIALS WITH STANDARDISED MOVEMENT AND A CHOICE OF ESCUTCHEON DESIGNS

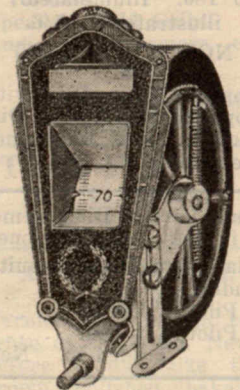
The travelling Light feature throws a beam of light on to the dial, so giving a quick vision of the tuning location. All EFCO dials are made by experienced workmen in a thoroughly organised factory of long standing. All Sizes of Spindles provided for. Clockwise and Anti-Clockwise Scales. Escutcheons finished in Florentine Bronze.



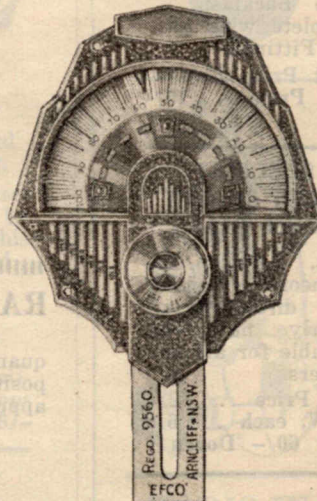
"GOTHIC"
Half actual size.
Usual Price 14/-
Levenson's Price 9/6



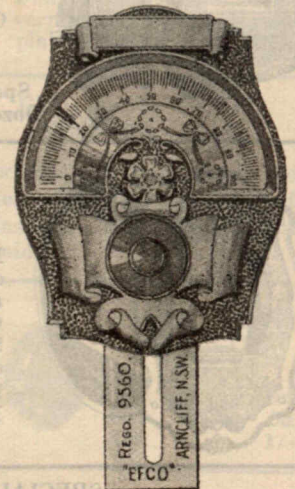
SENIOR SHIP
Usually 13/6
Levenson's Price .. 9/6



THE CLARION or LYRIC
Usually 13/6
Levenson's Price 8/9



JUNIOR ORGAN
Usually 11/6
Levenson's Price 7/3



JUNIOR FLORAL
Usually 9/6
Levenson's Price 6/6

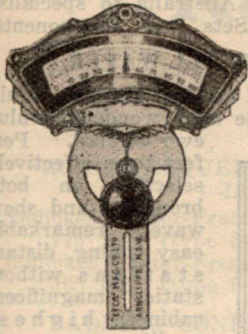
Send 2d. stamp for full list of EFCO DIALS.

LEVENSON'S
Leaders in
RADIO

226 Pitt St., Sydney

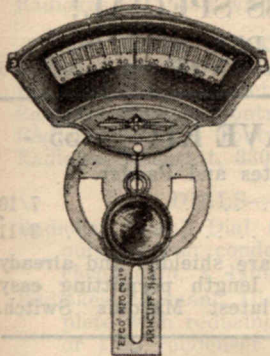
Send 2d. Stamp to Levenson's for the attractive EFCO DIAL BOOKLET

LEVENSON'S RADIO . . . WILL NOT BE UNDERSOLD



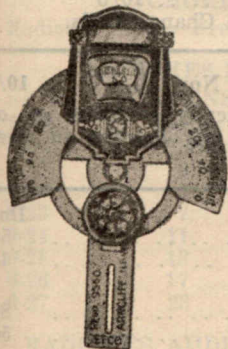
MODERNE

Full vision, fixed light, sloping vision, no stooping to read. Usually .. 12/3
Levenson's Price .. 8/9



AVON

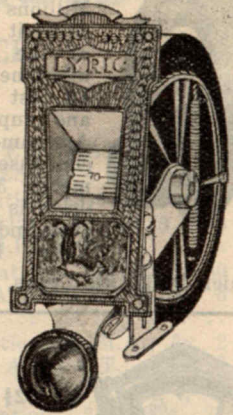
Usually .. 12/3
Levenson's Price .. 8/9



CAMEO

Usually .. 10/6
Levenson's Price .. 6/6

WE invite enquiries from manufacturers
We will quote on special quantities and exclusive designs, as we are concentrating on this class of manufacture.

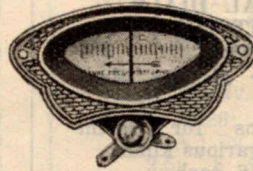


THE LYRIC

Usually 13/6
Levenson's Price 8/9

Escutcheons finished in Bronze. Size, 4½ inches x 2¼ inches.

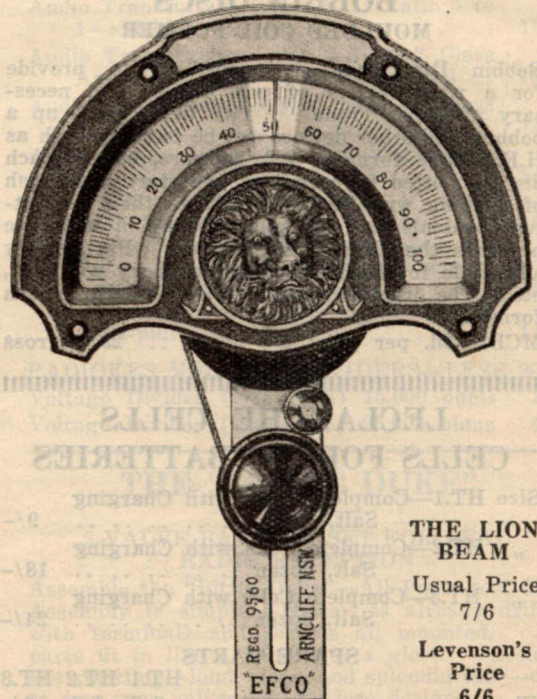
Suitable for Short or Long wave reception in the one cabinet. Panel showing Lyre Bird can be removed and individual customer's design inserted, also name placed above panel. Available in clockwise or anti-clockwise movements. Scale in Tan or Opaque White.



VISUAL TUNER

Complete with all necessary connections.

Usually .. 13/9
Levenson's Price .. 9/9



THE LION BEAM


Usual Price 7/6

Levenson's Price 6/6

LEVENSON'S
Leaders in
RADIO


226 Pitt St., Sydney

Send 2d. stamp for full list of EFCO DIALS



Send 2d. Stamp to Levenson's for the Attractive EFCO DIAL BOOKLET


BAKELITE VERNIER DIAL



Millions of these dials have been sold—it has proven to be one of the most popular! Offers micrometric tuning—ideal for all test equipment, short wave and super-hetrodyne receivers. Accommodates 1/4 inch diameter condenser shafts. Overall diameter: 3 inches. The friction drive is guaranteed not to slip, even under hard usage! Splendid Value! Each 3/6

Vernier Dials, all Types, 2/6 3/6

METAL DIALS ESCUTCHEONS



2 1/4 inches wide 2/-
Bronze or antique silver finish.

Escutcheons for Drum Dials, various kinds, 2/6 each.

Genuine S.T.C. Vernier Dials with escutcheons as above 4/6

Plain Bakelite Black Dials, 2 inch, 3 inch, and 4 inch 1/-

Alpha Vernier, 4-inch Bakelite—a beautiful dial 6/6

BOBBIN DISCS MOULDED COIL FORMER

Bobbin Discs can be made up to provide for a wide variety of coil devices (so necessary in Radio Trade). Two discs make up a bobbin, and other devices can be built up such as H.F. Choke formers, I.T. formers, etc. Each disc is slotted to permit of the start and finish of winding wire being brought to their respective terminals, and the spigot fitting in each disc prevents the discs from turning. Particularly adaptable for high impedance primary windings, etc. The discs fit neatly into the MCF7, 1 1/4-inch former.

MCB1—3d. per pair; 2/6 dozen 29/6 gross

LECLANCHE CELLS CELLS FOR "B" BATTERIES

Size HT.1—Complete Cells with Charging Salt, dozen 9/-
 „ HT.2—Complete Cells with Charging Salt, dozen 18/-
 „ HT.3—Complete Cells with Charging Salt, dozen 24/-

SPARE PARTS

	HT.1	HT.2	HT.3
Elements doz.	3/6	6/9	9/-
Zinc doz.	1/3	2/6	3/3
Jars doz.	4/3	8/9	11/9

DUFFY

The first organisation in Australia to specialise in Short-Wave Radio Sets and Components.

DUFFY 8-VALVE ALL-WAVER

Receives overseas as well as local stations. Truly to-morrow's radio and the most wonderful value ever offered. Perfect tone, effectively selective on both broadcast and short wave, remarkably easy tuning, distant stations without static, magnificent cabinet, highest quality components obtainable.

REMEMBER!
 The Home of Half a Million Reconditioned and New Wireless Goods Bargains.
RADIO CHEAP-SIDE, 240A PITT STREET, SYDNEY

CASH PRICE
 £37/10/-
 (Complete)

Please mention this Catalog when ordering goods.

STOP PRESS SPECIAL!

Handy **ELECTRIC SOLDER IRONS, 240** volt. Worth 25/-. **NOW, each . . . 9/6**

R.C.S. ALL WAVE KIT . . 55/-

Uses R.C.S. Intermediates and Padder.

Intermediates 7/10
 Padder 3/11

Coils, switch and lead are shielded and already connected for shortest length permitting easy hook-up. Employs latest Marquis Switch.

MULTI CHANGE WAVE TYPE SWITCHES

For use in All Wave Super Het. features by "Wireless Weekly."

PRICE 10/6
 Ideal for all Wave Change Coils.

CHARGING SWITCH. Now 10/-
 Usually 25/-. Automatically switches set on when charger turned off, and charger on when set is switched off.

Small Terminal Lugs—	Doz.
Brass or Copper	5d.
Tinned Steel	4d.
Spike Terminal Lugs—	
Copper	8d.
Tinned Steel	5d.
Small Spade Lugs—	
Brass, Nickel Plated, or Copper	3d.
Tinned Steel	5d.
Tooth Terminal Lugs—	
Brass or Copper	8d.
Tinned Steel	5d.

LEVENSON'S GUARANTEE A CHEAPER PRICE FOR EVERYTHING IN RADIO

Radiokes Products

LESS 4/- IN THE £ OFF LIST PRICE

INTER-FREQUENCY TRANSFORMERS

—LESS 20%

Radiokes Inter-Frequency Transformer 175 K.C. (type 5-10)	10/6
Radiokes Inter-Frequency Transformer 465 K.C. (type 5-11)	10/6

PADDING CONDENSERS—LESS 20%

Radiokes Padding Condenser (type 6-38) 465 K.C.	3/9
Radiokes Padding Condenser (with Extra Condenser) (type 6-39) 175 K.C. . .	5/9

RADIOKES COILS—LESS 20%

Radiokes Aerial Coil	6/9
Radiokes R.F. Coil	6/9
Radiokes R.F. Coil with Re-action	8/6

VOLUME CONTROLS—LESS 20%

Radiokes Volume Control, 2,500 ohms . .	4/9
Radiokes Volume Control, 5,000 ohms . .	4/9
Radiokes Volume Control, 10,000 ohms . .	4/9
Radiokes Volume Control, 15,000 ohms . .	5/6
Radiokes Rheostat, 330 ohms	4/9

DIALS—LESS 20%

Radiokes "Pan" Dial (type 7-6) suitable only for 3/4-in. condenser shaft. Escutcheon 5 1/4 in. x 4 1/2 in. high	7/6
Radiokes "Roman" Dial (type 7-7) complete with reducing bush to suit 3/4-in. or 5/8-in. condenser shaft. Escutcheon 3 1/4-in. wide by 2 1/4-in. high	5/9
Radiokes "Excel" Universal Dial (type 7-8) complete with reducing bush as for "Roman" Dial. Escutcheon 4 1/2 in. wide by 4 in. high	7/6

CHOKES—LESS 20%

Radiokes Radio Frequency Chokes	2/-
---	-----

RADIOKES MIDGET VARIABLE

CONDENSERS—LESS 20%

Type No.	No. of Plates	Approx. Max. Capacity	Price Less Knob
6-21	3	100	2/3
6-22	5	150	2/6
6-23	7	250	2/9
6-24	11	400	3/-
6-25	13	500	3/5
6-26	17	700	4/3
6-27	23	1000	4/9

RADIOKES AUDIO COUPLING CHANNEL

"B" Class Output

Audio Coupling Channel (type 3-678) complete	41/3
--	------

POWER CHOKES

Power Choke (Type 2-5) shielded	15/6
---	------

RADIOKES POWER TRANSFORMERS

—LESS 20%

Type: 1-12; Specification: 375/375v. 100 M.A.; 5v. 2 A.M.P.; 2.5v. 10 A.M.P. C.T.; 2.5v. 2 A.M.P.C.T.	23/6
Type: 1-20; Specification: 375/375v. 60 M.A.; 5v. 2 A.M.P.C.T.; 2.5v. 8 A.M.P.C.T.	19/6
Type: 1-21; Specification: 75 M.A.; 5v. 2 A.M.P.; 2.5v. 2 A.M.P.C.T.; 2.5v. 8 A.M.P.C.T.	21/-
Type: 1-23; Specification: 385/385v. 75 M.A.; 4v. 2 A.M.P.; 4v. 8 A.M.P.C.T. . .	21/-
Type: 1-26; Specification: 375/376v. 75 M.A.; 5v. 2 A.M.P.; 2.5v. A.M.P.C.T.; 2.5v. 8 A.M.P.C.T.	21/-
Type: 1-28; Specification: 400.375/375/400v. 120 M.A.; 5v. 2 A.M.P.; 2.5v. 8 A.M.P.; 2.5v. 4 A.M.P.C.T.; 4v. 4 A.M.P. . .	37/6
Type: 1-30; Specification: 400/400v. 120 M.A.; 5v. 2 A.M.P.; 2.5v. 10 A.M.P. C.T.; 2.5v. 4 A.M.P.C.T.	37/6
Type: 1-31; Specification: 385/385v. 120 M.A.; 2 A.M.P.; 2.5v. 4 A.M.P.C.T.; 2.5v. 4 A.M.P.C.T.	32/6
Audio Transformer (type 3-14) Ratio 5 to 1—shielded	18/6
Audio Transformer (type 3-6) "A" Class Amplifier, Ratio 3 to 1—shielded . .	14/-
Audio Transformer (type 3-7) "B" Class Push-pull	14/-
Audio Choke (type 3-8) "B" Class Out- put, shielded	14/-
Input Transformer (type 3-9) "A" Class Push-pull	14/-
Audio Coupling Choke (Type 3-10) for "A" Class Amplifier with 1 screen- grid Detector, 230 henries	14/-
Audio Transformer (type 3-11) Double Push-pull	14/-

RADIOKES VOLTAGE DIVIDERS—LESS 20%

Voltage Divider (type 4-24) 15,000 ohms	3/9
Voltage Divider (type 4-25) 25,000 ohms	4/9

THE "LITTLE DUKE"

2-VALVE BATTERY SET FOR REAL RADIO RECEPTION

Assemble the "Little Duke"—All Parts cost 38/7
Assembly is simple—chassis is already drilled
with terminals and sockets all mounted. All
parts fit in like a hand into a glove. Results
are startling—loud, clear, and splendid tone—due
to new type valves and modern design.
Tuning is simple, just turn the dial. Selective
as any set can be. Send 1/- for Blue Print.

LEVENSON'S RADIO . . . WILL NOT BE UNDERSOLD


- Bells for D.C. (Iron Box) 2½in. gongs .. 4/-
- Bells for A.C. (Iron Box) 2½in. gongs .. 4/9
- Burglar Alarm Contacts for Doors or Windows 1/9
- Induction Coils 4/6
- Jacks, as used in Telephone Switch Boards 3/-
- Plugs—2- and 3-way as used in Telephone Switch Boards 5/-

THREE-PINT ELECTRIC JUGS

12/6  12/6

PORCELAIN 12/6
6-foot Lead fitted, extra .. 2/3
12 Months' Guarantee

"SWITCHON" ELECTRIC HOUSEHOLD IRONS



18/6

6 lb. Weight.
Nickel Plated.
Mica Element.
Heats Quickly.

12 Months' Guarantee.

Complete with 6 feet of flex 18/6

"SWITCHON" UTILITY ELECTRIC LAMP

With Clamp or for Hanging.

In Gold, Blue, Jade, Pink, Orange, or Shot Rose.
Embossed Base and Reflector 15/-

DO YOU WANT BARGAINS


Radio Cheapside our Trade-in Store is famous for their "Next to Nothing" prices for everything in Radio.

Pay them a visit.

240A PITT STREET, SYDNEY
Opposite School of Arts

GOOD-BYE NOISE. HERE IT IS

THE "NOISE ELIMINATOR"



KIT 12/9
READY BUILT .. 17/6

For use with all Electric Sets or Sets using "B" Battery Eliminators.

Complete Kit of Parts, including Cabinet 12/9
Ready Assembled 17/6

Send 1/- for Blue Print Diagram.

Attachment is simple, between power point and power lead of set.

LAY BYES

You will readily realise in studying this Catalogue that many of the bargains will not last, and that stocks of certain lines will become depleted. Therefore we operate a LAY BYE SYSTEM, whereby you may secure any line by the payment of a small deposit. 10% of the price will do.

This Catalogue would need to be twice as big to list all our lines. Your enquiry is invited for ANYTHING IN RADIO.

JUST RELEASED

THAT STATION YOU CAN ONLY JUST HEAR
Bring him in loud and clear and strong with—

LEVENSON'S "STATION MULTIPLIER"

Here we have a combination Aerial Tuner, Pre-selector, and Wave Trap. Do not confuse with ordinary wave trap. Will add many stations to your log card. Makes interstate reception possible.

Simple connection—your aerial connects to a terminal on the Multiplier, and two wires from the Multiplier connect to the aerial and earth terminals of set.

Ready Built 20/-
All Parts and Assembly Instructions .. 17/6

Send 6d. for Circuit.

"A" BATTERY ACCUMULATOR. "A" Battery is a term used to denote a low tension battery or a battery to supply the heat for the valve filaments.

ALTERNATING CURRENT. An electric current which instead of flowing steadily in one direction continually reverses its direction.

AMPERE. A unit measuring the quantity of electricity. The Ampere Ohm capacity of an accumulator is the amount of electricity that it will store.

LEVENSON'S GUARANTEE A CHEAPER PRICE FOR EVERYTHING IN RADIO

**RECONDITIONED
"B" BATTERY ELIMINATORS**
ALWAYS ON HAND IN OUR TRADE-IN
DEPARTMENT

PRICES RANGE FROM **25/-**
All include new valve and are in First Class Order
We Welcome Inquiries

A REAL INSIGHT TO RADIO FOR THE
EXPERIMENTER **6 for 3/-**

Six English Radio Publications, by Cassells and
other well known publishers, by Leading Authors.
Sold up to 3/6 each. Some older editions, but
still presenting all the knowledge of Radio Broad-
casting and Reception.

THE BUNDLE OF SIX **3/-**

To owners of
"372" PHILIPS ELIMINATORS
We can supply a device to attach to your Elim-
inator and so provide you with an extra voltage
tapping, made by Philips. Price, each . . . **5/-**

RESIN CORE SOLDER

A very fine quality solder, made of pure Tin
and Lead, in the approved manner. Wound on a
generous size spool. **6d.**
Or per lb. **3/9**

PHILIPS ELECTRIC CLOCKS

Movement available in either black or mahogany
Philite Bakelite Case. Complete with Plug and
Flex. Guaranteed for 12 months.

PRICE **£3**

The movement which has a 5-inch Diameter dial
draws less than 2 watts from the mains.

MAZDA AUTO BULBS

3 C.P., Gasfilled. Voltage: 6-8, 12-16, each **1/-**
6 C.P., Gasfilled. Voltage: 6-8, each . . . **1/-**
15, 21, 32 C.P., Gasfilled. Voltage: 6-8,
12-16, each **1/6**

DOUBLE FILAMENT

32/21 C.P., Gasfilled. Voltage: 6-8, each **2/-**
21/21 C.P., Gasfilled. Voltage: 6-8, each **2/-**
21/2 C.P., Gasfilled. Voltage: 6-8, each . **1/9**

OSRAM ELECTRIC LIGHT LAMPS

TO CLEAR


65 volts, 40 watts. Bayonet Cap, each . . **1/-**
32 volts, 15 watts. Bayonet Cap, each . . **1/-**

**REPLACEMENTS FOR EVERY MAKE OF
RADIO**

NEW OR OLD SERIES AT THE LOWEST
POSSIBLE PRICES.

Readrite

SET TESTERS & TUBE CHECKERS



LIST PRICE **£9/5/-**
MODEL 710

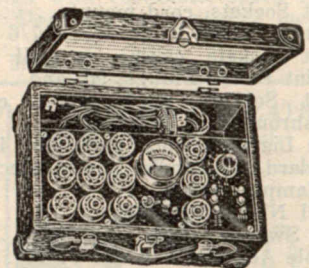
Model 710 Set Tester equipped with 3 meters with scale readings 0-20-60-300-600 D.C. Volts. 0-10-140-700 A.C. Volts and 0-15-150 milliamperes. Tests voltages of plate, grid, cathode, suppression grid and screen grid, plate current, filament volts also line and power supply volts. Capacity and resistance charts are furnished showing use of instruments for testing condensers, also measuring resistances up to 100,000 ohms.

W. G. WATSON & CO. LTD.
279 Clarence Street, SYDNEY

BRANCHES ALL STATES

Triplett moving coils, milliamper meter, scale reading 0/1 ma. These instruments are of the D'Arsonval type and guaranteed accurate within 2%. List Price **£3**

Model 410 Tube Checker tests all standard American valves including, rectifying valves. Test card fitted in case, supplies complete information. Tube filament voltages applied are; 1½, 2, 2½, 3, 3½, 5, 6.3, 7.5, 14.7 and 25. Operates direct from A.C. supply.




LIST PRICE **£9/5/-**
MODEL 410

Factory Representatives in Australia for

READRITE METER WORKS **BLUFFTON, OHIO.**
TRIPLETT ELECTRICAL INSTRUMENT CO. **BLUFFTON, OHIO**

LEVENSON'S RADIO . . . WILL NOT BE UNDERSOLD

Wanted . . . ELECTRICAL FITTINGS . . . for all Purposes



ELECTRICAL FITTINGS

- Adaptors, Wood . . . 6d.
- Bakelite . . . 9d.
- Twin Adaptors . . . 2/9
- 2 Pin Plugs, 1/1 and . . . 1/3
- 2 Pin Sockets, 1/3 and . . . 1/6
- Switches— Wall . . . 1/3
- Lamp Holders . . . 9d.
- Metal Lamp Sockets, each . . . 1/-
- Electric Irons, for household use . . . 30/-
- Insulating tape coil . . . 6d.
- Wall Toggle Switch for house lighting . . . 1/-
- All Bakelite type snap switch . . . 1/9
- Power Point Sockets . . . 1/9
- Two point Power Plugs, wooden . . . 9d.
- Two point Power Plugs, bakelite . . . 1/-

- Light Sockets, cord mount . . . 9d.
- Electric Solder Irons, 15/-, 17/6 and . . . 27/6
- Light Sockets, ceiling or wall mount . . . 1/-
- 3-Point Power Plugs, 9d. and . . . 1/-
- Light Sockets, cord mount, completely shrouded in bakelite . . . 3/6
- Twin Lighting Flex, yard, 3d., 4d. and . . . 6d.
- Standard 60 candle power electric light lamps, each . . . 1/6
- Small Nickel Switches . . . 1/6
- Wall Switches . . . 1/6
- Double Adaptor, 2/9 and . . . 3/6
- 2 pin Wall Plugs, 1/- and . . . 1/3
- Sockets for same, 1/- and . . . 1/3
- Electric Iron Plugs . . . 1/6
- Electric Lamp Holders, 9d. and . . . 1/-

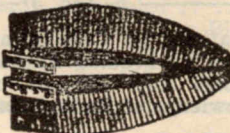
Electric Clocks, which operate from electric light socket. Attractively cased. 40/- and . . . 50/-

ELECTRIC BED READING LAMPS

Complete with 6ft. flexible cord. Stands or clamps anywhere.

PRICE 13/6 EACH

ELECTRIC ELEMENTS



Levenson's supply Electric Elements for all Purposes and Repair all kinds of Household Electrical Articles!


UNIVERSAL FLATIRON ELEMENTS

- Elements for Electric Jugs (spiral) . . . 1/3
- Elements for Radiators (spiral) . . . 1/9

Machine-wound Elements are the best


- Iron Elements, fit all types . . . 3/-
- Kettle Elements, 2, 3, 4 pint, per set . . . 7/-
- Toaster Elements, all kinds . . . 6/6
- Bath Heater Spirals, set . . . 2/-
- Jug Bobbins . . . 1/3

IMMERSION HEATERS (Dip Boilers) 10/6



10/6

Connects to light socket. The quickest and most economical manner in which to boil water. when immersed in water, it boils almost immediately.



7/6

- Super Type (as illustrated) 7/6
- Spiral Type of Immersion Heaters . . . 5/6

BEAUTIFUL TABLE LAMPS

A Most Distinctive Gift

With hand painted silk shades. Porcelain Handsome figures in beautiful colours form stem of lamp holder. Most attractive and colourful—19/6 and . . . 25/- IDEAL GIFTS.

LEVENSON'S GUARANTEE A CHEAPER PRICE FOR EVERYTHING IN RADIO

Gramophone-Radio Pick-ups and Accessories

PAILLARD JUNIOR INDUCTION ALL ELECTRIC GRAMOPHONE MOTOR

Complete with all fittings and including turntable. 3½ lbs. weight. Dimensions: 4½in. x 3¼ins. x 2½ins.

PRICE £6/15/-

- De Jur Gramo-Radio Pick Up Arm, with Base, 10/6. NOW 5/-
- Amplion Gramophone Horn Unit, with adaptor. Converts your gramophone speaker box into a Loud Speaker by attaching Horn Unit to existing tone arm. 38/6. NOW 20/-
- Gramophone Pick Up Jacks, with Shorting Link 2/-
- Like a Flash 2-pin Jack Mounting for Gramophone Pick Up. Mounts on Panel or Base. Moulded Bakelite, marked "Gramo." 1/6
- His Master's Voice Gramophone Needles, per tin 1/6

High Grade Gramophone Tone Arm, with Speaker Sound Box, 25/- . A few only to clear. Now 7/6

BLUE SPOT GRAMOPHONE PICK-UP MODEL 88

GENUINE. Fitted with Volume Control. List Price, 90/- . LEVENSON'S PRICE 50/-

GRAMOPHONE PICK-UPS


Amplion, W/volume control £3 0 0
B.T.H. De Luxe, W/volume control 4 7 6

B.T.H. Minor, W/volume control 2 17 6
(as illustrated)



Paillard 3 5 0
Webster, W/volume control 4 15 0
Whiting 2 2 0

PAILLARD PICK-UP



Paillard Pick-up with Volume Control £3 5 0
Paillard Type N.T. Pick-up is attractively finished in Florentine Bronze, but other finishes can be supplied to order in quantities.

Something New and Wanted. . Levenson's introduce a—

"B" BATTERY ELIMINATOR

which operates from a 6-volt Accumulator

Buy this splendid simple unit in Kit Form or Ready-Built for Operation.

ALL PARTS FOR HOME ASSEMBLY 78/4
or READY BUILT in Neat Metal Cabinet 90/-
Chart Price 1/-; Free with Kit

List of Parts required to build this Sterling Modern Simple Unti

1 5-amp. Fuse and Clip	2 0
4 Small Rubber Grummets	4
1 Eliminator Can	10 0
1 Transformer: Prim. 6v. 2 amps; Sec. 240v. 50 ma.	6 9
1 "Like a Flash" 30 h. 50 ma. choke	5 3
1 Solar Twin 8 mfd. elec. condenser	7 8
1 25 mfd. electrolytic condenser	2 9
2 UX Valve Sockets	1 0
1 "Like a Flash" Vibrator complete with rubbers, etc., in sound-proof screen can.	10 0
1 "Like a Flash" Toggle Switch	2 6
4 X Plugs and Sockets	1 4
1 Bakelite Panel, 5 inches by 4 inches	10
2 .1 Chanex Fixed Condensers	2 4
1 Beldas 100,000 ohm 1-watt resistor	1 0
1 Beldas 25,000 ohm 2-watt resistor	1 6
1 Beldas 10,000 ohm 2-watt resistor	1 6
1 .01 Simplex Resistor	2 0
1 yard Twin Shielded Cable	1 0
2 yards 23/36 Flex	6
2 Battery Clips, large nickel type	1 6
1 National Union NU 1 Rectifier valve	14 8
1 Packet Screws, including 1 doz. ½ x ½ inch brass screws and nuts, 6 1 x ¼ inch brass screws and nuts, and condenser clamp	1 10
1 Coil Solder	6

£3 18 4

Price Ready-Built, enclosed in Metal Container, ready for operation 90/-

HAND WIND GRAMOPHONE MOTORS

Includes all fittings with turntable, speed regulator, etc. Double sprung sturdy motors. Price Complete 25/- and 30/-
Reliable Makers. All samples.


NEEDLE CUPS
Highly Nickel Plated
3d. each



Non Spillable With Lid.

"Tinka' Solder Flux for all metals, 1/- tin

AMERICAN THEATRE PICK-UP. Complete 70/-




TRU-TONE! LONG-LIFE PHONOGRAPH NEEDLE

PLAYS MORE THAN 500 RECORDS!

Composed of Osmium-Iridium, two mighty precipitous and extraordinarily hard metals. Scientifically shaped, and micro-metrically polished to perfectly fit record grooves. Prolongs record life — each needle gives astonishing performance, throughout its rendition of 2,000 records! Costs more — Yes — But Worth More! Price, each 6d.



GENERAL ELECTRIC MAINS OPERATED GRAMO MOTOR

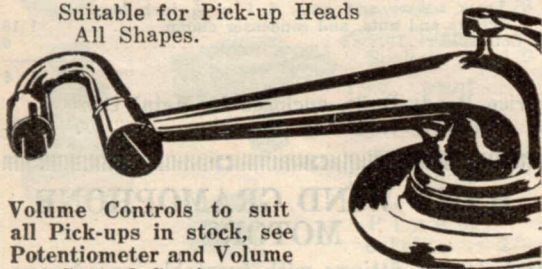


The Best Electric Gramophone Motor made, "G.E.", complete with turntable. Were £8/10/-. NOW .. 50/- .. Operates from A.C. Guaranteed. Automatic stop, 7/6 extra.

50/-

GRAMOPHONE TONE ARMS

Suitable for Pick-up Heads All Shapes.



Volume Controls to suit all Pick-ups in stock, see Potentiometer and Volume Control Sections.

A vast Assortment of Tone Arms—Swan Neck, "S" shape, etc., to fit all reproducers, each 2/6 Also smaller sizes, 1/- and 1/6 8 and 10in. Tone Arms 2/-


FIBRE NEEDLES

Packet of best Fibre Needles. Adds beauty of tone to records richer and fuller. Also preserves records as wear is practically negligible.

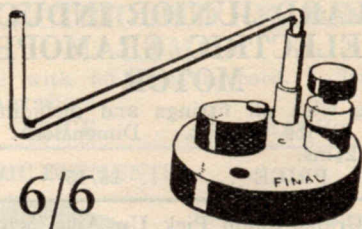
Price per packet of 50 .. 6d.

List Price . 2/-

Excellent for Radio-Gramophone Combinations!



AUTOMATIC GRAMOPHONE MOTOR CUT-OUT 6/6



This simple yet clever device is so arranged as to automatically cut out the electrical supply driving the gramophone motor immediately the record has sounded its final note. Takes just a moment to screw into position alongside the turntable of any gramophone.

100 Lincoln Noiseless Gramo. Needles, packet 1/- His Master's Voice Gramo. Needles, box 1/6

TO RADIO SET MANUFACTURERS AND DESIGNERS


Let us quote you a most attractive price for your Coil and Valve Cans or Shields in quantity lots. A QUOTATION WITH PLEASURE FOR THE ASKING!

Get this BARGAIN PACKET for your Gramophone. One-third Cost Price . . . includes

- 1 Clip Lock
- 1 Tone Arm Rest
- 1 Tone Arm Bracket
- 1 Needle Rest

THE LOT FOR . 9d.

GRAMOPHONE REPRODUCERS



MANY TYPES We select for Country Folk.

REDUCED TO 2/6 EACH

2/6

GRAMOPHONE PICK-UP DE LUXE JUST LANDED!

Because of the low price we are obliged not to mention the maker's name but the article is a beautiful piece of workmanship and is fitted with a volume control. If you are not satisfied with its performance we will exchange for any other make available or allow you a full credit for the purchase price. List Price, nearly £3. OUR PRICE . . . 45/-

**GRAMOPHONE ACCESSORIES
AT NEXT TO NOTHING
PRICES**

- Extra special, gold and nickel H.M.V. type Gramophone Speaker, usually 22/6. NOW 10/6
- Packet of Handy Hardware for Gramophones 6d.
- Swiss Tone Arm as used in first class machines, will fit any Pick-up or Gramophone speaker. High nickel finish. Usually 9/6. NOW 2/6
- Heavy Duty Tone Arm; this type is used on machines requiring a tone arm for heavy work. Size from tip to base, 9 inches 5/6
- Adaptors for Gramophone Speaker to make them fit any tone arm, each 1/6
- Swiss Tone Arm—Swan Neck. This tone arm ensures perfect tracking on any Pick-up or Gramophone speaker for 12 inch or 10 inch records, usually 12/6. NOW 2/6
- Portable Tone Arms, fits any Portable Gramophone, size 6in. and 5½in., standard fitting. Usually 5/-. NOW 1/-
- H.M.V. Type Gramophone Speaker, with metal front shield with best Ruby Mica diaphragm, usually 15/-. NOW 4/6
- Standard Gramophone Speaker with three tone adjustments — Loud, Medium, and Soft, usually 12/6. NOW 3/6
- The Salonola Gramophone Speaker, polished case, made in England. Usually 10/6. NOW 3/6
- No. 55 German Nickel Gramophone Reproducer 2/6

Now Offering . . . The Biggest Value of All Gramophone Pick-Ups



SPECIAL REDUCTION, £3/10/-
Complete with Volume Control

Listed to sell at £7/7/-. NOW 70/-

Complete with all fittings and Volume Control. America's Leading Theatre Pick-up, as used by leading Music and Dance Halls, Talkie Shows, etc. **TONE AND REDUCTION CONTROLLABLE TO SUIT ANY ROOM.**

**TRADED-IN GRAMOPHONE
PICK-UPS**

Reconditioned and perfect. A selection always on hand. Complete: 25/- and 27/6

WE WILL BUY FOR CASH OR ALLOW YOU A LIBERAL MARGIN AS CASH ON YOUR PURCHASE FOR YOUR UNWANTED RADIO MATERIAL

RADIO HARDWARE

ROUND HEAD IRON SCREWS

- ¼ inch x ¼ inch 2/- gross lots only
- ¼ inch x ⅜ inch 2/- " "
- ¼ inch x ½ inch 2/1 " "
- ¼ inch x ⅝ inch 2/1 " "
- ¼ inch x ¾ inch 2/1 " "
- ¼ inch x 1 inch 2/3 " "
- ¼ inch x 1¼ inches 3/- " "
- ¼ inch x 1½ inches 3/6 " "

PRESSED IRON NUTS

- Square: ¼ inch 1/10 gross lots only
- 5/32 inch 2/1 " "
- 3/16 inch 2/3 " "
- Hexagon: ¼ inch 2/- " "
- 5/32 inch 2/2 " "
- 3/16 inch 2/6 " "

BRASS ROUND HEAD SCREWS

- ¼ inch x ¼ inch 3/- gross lots only
- ¼ inch x ⅜ inch 3/- " "
- ¼ inch x ½ inch 3/3 " "
- ¼ inch x ⅝ inch 3/4 " "
- ¼ inch x ¾ inch 3/6 " "
- ¼ inch x 1 inch 3/9 " "
- ¼ inch x 1¼ inches 3/9 " "

HEXAGON BRASS PRESSED NUTS

- ¼ inch 2/3 gross lots only
- 3/16 inch 3/- " "

RUBBER GROMMETS

- ¼ inch, each 1½d.
- ⅜ inch, each 2d.



For crating Accumulators for Transit we are forced to make a charge of 2/6 which covers the cost of specially made Crates and Packing.

BAIRDS TELEVISION KIT

Just Arrived. Complete. Cost £25 to land.

Now . . . £15/15/-


DUFFY TRANSPOSER

All Electric Model. In Wooden Polished Cabinets. Complete with all valves

PRICE £21/10/-

LEVENSON'S GUARANTEE A CHEAPER PRICE FOR EVERYTHING IN RADIO

Vox Humana and Grand Pree Records



Vox Humana Records

10 INCH DOUBLE SIDED.

Made in England.

- 13002 Carolina Sweetheart Vocal Duet
- Normandy Vocal Duet
- 13004 Bam Bam Bamy Shore Vocal Duet
- Ukelele Abe Vocal Duet
- 13005 Annie Laurie Contralto
- Auld Robin Gray Contralto
- 13006 Keep on Crooning a Tune Vocal Duet
- Ukelele Lullaby Vocal Duet
- 13007 Always Baritone
- I'm on My Way to Dreamland Baritone
- 13009 Oh You California Fox Trot, Vocal Chorus
- The More I see of Mary Seymour, Fox Trot Vocal Chorus
- 13010 Hong Kong Dream Girl Fox Trot
- Lady of the Nile Fox Trot
- 13011 I Like Pie, I Like Cake Fox Trot
- Ida I do Fox Trot
- 13012 Ukelele Baby Fox Trot, Vocal Chorus
- Araby Fox Trot, Vocal Chorus
- 13013 Brown Eyes Why are You Blue? Fox Trot
- Ukelele Lullaby Fox Trot
- 13014 The Darkies' Patrol Banjo Selection
- Fusiliers' Patrol March Banjo Selection
- 13015 The Two of Us Fox Trot
- I Found a Rose Among the Buds Fox Trot
- 13016 Omaha Orchestral Selection
- Cupid's Garden Orchestral Selection
- 13017 Mister Jolly Boy Banjo Solo
- Queen of Diamonds Banjo Solo
- 13019 Waiting on the Moon Baritone
- On Shank's Pony Baritone
- 13020 Matador One Step, Vocal Chorus
- Sevillia One Step, Vocal Chorus
- 13021 When I Dream of the Last Waltz with You Fox Trot, Vocal Chorus
- I Love My Baby Fox Trot, Vocal Chorus
- 13022 Speak Baritone
- I'm so Terribly in Love with You Baritone
- 13023 Oh Boy! What a Girl Fox Trot, Vocal Chorus
- Dear One Fox Trot, Vocal Chorus
- 13024 Sometime Waltz
- June Brought the Roses Waltz
- 13025 Tin Can Fusiliers One Step, Vocal Chorus
- Picador One Step, Vocal Chorus
- 13029 La Cinquantine 'Cello Solo
- Oh Star of Eve 'Cello Solo
- 13030 Every Step Towards Killarney Tenor
- Why Don't My Dreams Come True Tenor
- 13031 Shepherd's Dance Orchestral
- Morris Dance Orchestral

- 13032 Always Waltz
- Poem Waltz
- 13033 Sunny Havana Baritone
- When the Bloom is on the Heather Baritone
- 13036 Valse Eric Saxophone Solo
- Waltz Llewellyn Saxophone Solo
- 13037 I Miss My Swiss Fox Trot, Vocal Chorus
- Why do Tall Girls Like Short Men? Fox Trot, Vocal Chorus
- 13039 The Two of Us Fox Trot
- Yearning Fox Trot
- 13041 Dream of a Castle in the Air Fox Trot
- My Castle in Spain Fox Trot
- 13042 April Blossoms Fox Trot
- Dinah Fox Trot
- 13043 In the Gloaming Brass Quartette
- Oh Promise Me Brass Quartette

AND APPROXIMATELY 150 ASSORTED

Grand Pree Records

10 INCH DOUBLE SIDED.

Made in England.

- 13044 Katinka Fox Trot, Vocal Chorus
- Kiss Me, Curse You, Kiss Me Fox Trot, Vocal Chorus
- 13045 I'm Lonely Without You Fox Trot
- Am I Wasting My Time? Fox Trot
- 13046 Smiling Joe, Fox Trot, Vocal Chorus
- I'm a Little Bluebird Fox Trot, Vocal Chorus
- 13048 Unless Soprano
- An Old Garden Soprano
- 13050 Anyone Can Smile Fox Trot
- Summer Rain Brings the Roses Again Fox Trot
- 13051 Hoodle Du Doo Fox Trot, Vocal Chorus
- The Pump Song Fox Trot, Vocal Chorus
- 13052 The Owl and the Pussy Cat Male Quartette
- Honey, I Want You Now Male Quartette
- 13053 On the Riviera Fox Trot, Vocal Chorus
- Hello Aloaha Fox Trot, Vocal Chorus
- 13054 That Night in Araby Fox Trot, Vocal Chorus
- Petrushka Fox Trot, Vocal Chorus
- 13056 At Peace with the World Baritone
- Let the End of the World Come To-morrow Baritone
- 13058 Let Me Call You Sweetheart Baritone
- Roam, Roam, Roamer Baritone
- 13059 Charleston, Charleston Fox Trot, Vocal Chorus
- Shake a Little Shoulder Fox Trot, Vocal Chorus
- 13061 Whadda You Say We Get Together? Fox Trot, Vocal Chorus
- I Know, I Know, I Know Fox Trot, Vocal Chorus
- 13062 To-night's My Night with Baby, Fox Trot, Vocal Chorus
- Who'd be Blue? Fox Trot, Vocal Chorus
- 13063 What! No Spinach? Fox Trot, Vocal Chorus
- Who Taught That? Fox Trot, Vocal Chorus
- 13064 Can't Forget Baritone
- In My Love Cance Baritone
- 13065 Am I Wasting My Time? Tenor
- Just a Rose Tenor

A limited number only

1/-

The Cheapest Records

TO CLEAR

Obtainable only at Levenson's Radio Store, 226 Pitt St.

or RADIO CHEAPSIDE . . . 240A Pitt St. . . . (opp. Sydney School of Arts)

LEVENSON'S RADIO . . . WILL NOT BE UNDERSOLD


GRID LEAKS and WAVE TRAPS

SPECIAL 0 to 5 MEG. MAGNUS ADJUSTABLE GRID LEAK—2/6

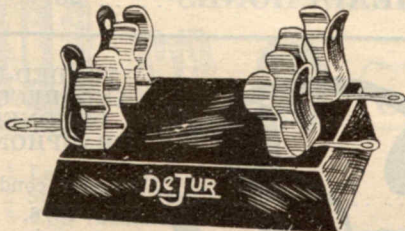
WITH FIXED CONDENSER Usually 9/6

BELDAS GRID LEAKS

- 1 Watt, type "ML", each 1/-
 - 2 Watt, type "ML" each. 1/4
- All sizes, from 2,500 ohms to 10 meg.



- DE JUR Grid Leak Clips—
- Single 1/3
 - Double 2/3



YOU SHOULD RENEW YOUR OLD
GRID LEAK AFTER 12 MONTHS' USE

3 ASSORTED GRID LEAKS FOR . . . 1/-

MULLARD GRID LEAKS

- 1.5, 2, 3, and 4 meg 1/6
- or with Pigtaills, each 1/9

RESISTORS

- 100,000 ohm; 250,000 ohm; 500,000 ohm 1/6
- or with Pigtaills, each 1/9

LEVENSON'S STATION MULTIPLIER

A Sure Winner. See particulars in these pages.

SPOOL OF RESIN CORE SOLDER


A very fine quality solder, made of pure Tin and Lead, in the approved manner. A generous size spool. 6d.

A Good Reputation is hard to obtain
and harder still to maintain!
LEVENSON HAS ALWAYS AIMED
AT BOTH, AND OUR GIGANTIC
CLIENTELLE IS THE ANSWER TO
OUR SUCCESS. WHY, BECAUSE
OUR POLICY IS TO BETTER THE
BEST IN VALUE.

GRID LEAKS

- New Pig-Tail Type. 1 or 2 Meg.
- 1 Watt 1/-
 - 2 Watt 1/6
 - Mullard Grid Leak Clips, Single 6d.
 - De Jur .00025 Grid Condensers. Moulded Bakelite Type, with Clips 2/3
 - Pilot, .00025, Grid Condensers, with Clips 2/6
 - Trix, English Grid Condensers, .00025, with Clips 2/6

AMSCO GRID LEAKS



- New Type, each .. 1/3
- Clips, extra 1/3
- complete with holder 2/6
- AMSCO GIANT GRID LEAKS
- 1 to 10 Meg. 1/3

BRADLEY LEAKS

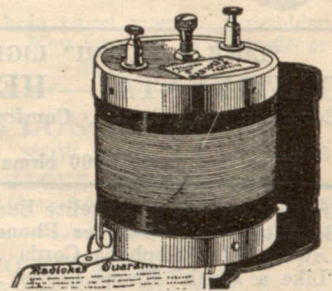
The Perfect Adjustable Grid Leak.
Variable 1/4 to 10 Meg. One hole Mounting 9/6

"ALWAYS" GRID LEAKS

- 2 Meg Grid Leaks. 2/-. NOW 1/-
- Lissen, English made 2-meg. Grid Leaks, 1/6. NOW 1/-

WAVE TRAPS

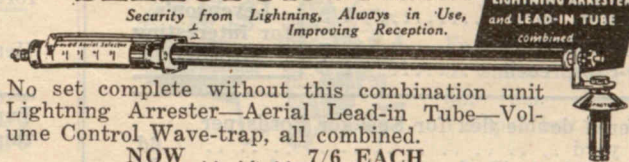
Without any change of equipment the wave-trap covers the complete broadcast band from 2SM to 5CL giving your set perfect selectivity. Price 17/6. NOW 7/-



For Wave Traps for Home Assemblers
See Pages 133 to 135.

Wave-Trap Variable Condensers, Compression type, each 3/6

SELECTOR GUARD AERIAL SELECTOR LIGHTNING ARRESTER and LEAD-IN TUBE combined



Security from Lightning, Always in Use, Improving Reception.

No set complete without this combination unit
Lightning Arrester—Aerial Lead-in Tube—Volume Control Wave-trap, all combined.
NOW 7/6 EACH

LEVENSON'S GUARANTEE A CHEAPER PRICE FOR EVERYTHING IN RADIO

HEADPHONES

Replacement Parts, Cords and Accessories




LISTEN IN . . . IN COMFORT

Sponge Rubber Ear Pads. Fits nicely around each 'phone and provides soft cushions for the ear, preventing room noises from causing annoy- and interruption to programme.

PER PAIR . . . 1/9

"MORSE" BAKELITE 2-PIN ADAPTORS



For Lengthening Phone or Speaker Leads. Pins fit into each end as illustrated. 1/- and 1/6 each end as illustrated. 1/- and 1/6

HEADPHONES



JUST LANDED!
LISSEN ENGLISH HEADPHONES
4,000 ohms.
PRICE . . . 19/6
and 13/6
New Lightweight Type.

"LIKE A FLASH" LIGHTWEIGHT CONTINENTAL HEADPHONES
Complete with Cord. . Comfortable Head Band

Price, per pair, 4,000 ohms **13/6**

- Insulated Wood or Bakelite Ear Caps, each 1/6
 - Bakelite Top Non-solder Phone Tips, pair 6d.
 - Lewcos 5ft. Telephone Cords 2/9
 - "Like a Flash" Phone Cords 2/6
 - 20ft. Speaker Extension Cords 2/3
- Nominate Loops or Tipped ends.

HEADPHONE REPLACEMENTS

Be neat. Throw out that shoddy band.

- Head band replacement, . . 2/6
- Stirrups, each 1/3
- Diaphragms, each 1/-
- Ear-caps, each 1/6

Hotel Keepers
Club Secretaries,
Charity Carnival Promoters—
Write to
Levenson's
for interesting
Leaflet

- Covered double flex for Speaker Cords per yard 6d.
- Twin Midget silk flex cord, per yard 3d.

A WELL KNOWN MAKE OF HEADPHONES

comfortable to wear. Enjoy radio reception when the rest of the family are sleeping. They have never before been offered at this low price. Complete with five foot cord. Packed in original carton. Guaranteed 12 months.

4,000 ohms. 22/6 list price. OUR PRICE 19/6

- 10ft. Extension Cords 1/9
 - 5ft. Extension Cords 1/6
 - Or in any length, per yard 6d.
- (Plus 1/- for tipped or loop ends)

Operate a number of Earphones from your Crystal Set.

Special Attachment for Terminals, per pair, 6d.

STROMBERG CARLSON HEADPHONES . . . 25/-



TRADED-IN AND RECONDITIONED HEADPHONES

as new condition
8/6, 20/6, 12/6
pair

Leading Makers.

MAGNUS 12-TAP SWITCH

For Crystal Set Coils. Tappings complete with Knob 2/6

Headphone Diaphragms cut to size from 1/-

EMMCO HEADPHONES

Every detail in the Emmco Headphones is manufactured to the highest standard of efficiency. A light spring head band, with sliding adjustment, on each ear-piece, enables them to be worn with utmost comfort. One year's guarantee.



PRICE 22/6

Heavy Nickelled Terminals to take 2 pair of phones. Set of 2 1/-

Turn to the Home Set Assembler's Section of this Catalogue for full particulars of the—"BIG BROADCAST" WIRELESS SET.

INSULATORS — JACKS

STAND-OFF BAKELITE AERIAL INSULATORS

With Thumb Screw Complete.



1½ inch	1/6
2½ inch	2/3
3 inch	3/-

Three Sizes: 1½in., 1/6; 2½in., 2/3; 3in., 3/-
 SMALL SIZE . Screws into Woodwork.
 For Indoor use. Takes two wires, each 4d.

PEERLESS STAND-OFF BAKELITE INSULATORS

As above illustration.

Diameter, 2½ inches; Height, 2 inches; Nickel plated fittings. Screw is securely moulded into top of Insulator. PRICE 1/6

PORCELAIN INSULATORS



Type 1 Large Barrell Insulators	3d.
Type 2 Small Reel Insulators, dozen	6d.
Type 3 Egg Insulators	1d.
Type 4 Shell Insulators	3d.

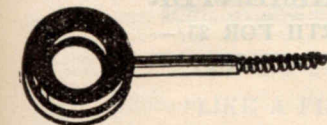
BAKELITE AERIAL INSULATORS

Ringed each end. PRICE 6d. each

PORCELAIN INSULATED SCREW EYES


2d. each

Brass, 1/9 Dozen



BLACK ADHESIVE INSULATION TAPE

6d. coil



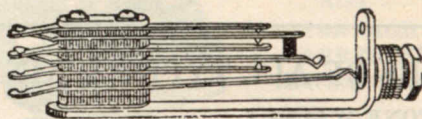
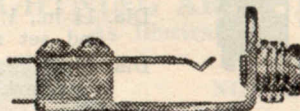
ADHESIVE TAPE

"LIVERPOOL CABLES" BRAND

2oz. Rolls, ½in. or ¾in. wide, per lb.	5/-
4oz. Rolls, ½in. wide, per lb.	4/6
8oz. Rolls, ½in. ¾in. or 1in. wide, per lb.	4/6

MARCO SURE GRIP JACKS

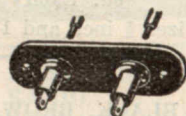
Single or Double Filament, 3/6. Now .. 1/6



To Clear — Single and Double Circuit
 Emmco Jacks. Worth 3/6. NOW .. . 1/3

LIKE-A-FLASH

DOUBLE PIN JACKS



For Speaker, Phones or Field.
 Price, each 1/6 Moulded Bakelite

Small non-solder type Phone or Speaker
 Pins, with sockets to match, per set
 of four pieces 1/-

JONES MIDGET DOUBLE CIRCUIT JACKS .. 1/6 each



One hole panel mount—non-solder type. May be used as a single or double jack.

EMMCO PLUG IN JACKS

All varieties 3/6. NOW 1/6


FROST PLUG IN JACKS—

All varieties, 3/6 to 5/6. NOW 1/6

RADIO CHEAPSIDE
 240A PITT STREET, SYDNEY.

PRACTICAL WIRELESS
POSTAL RADIO BARGAINS

SAVE MONEY...ORDER DIRECT
 ORDER WITH CONFIDENCE.



INSULATING STAPLES


For fastening wire to walls, timber, etc.
 3d. per dozen.
 1/6 per box of 100.

LEVENSON'S GUARANTEE A CHEAPER PRICE FOR EVERYTHING IN RADIO

A FINE
ASSORTMENT OF

KNOBS

FOR ALL
PURPOSES




HEXAGON TWO-TONE WALNUT KNOBS

Dia. 1 1/4 in., 3/4 in. insert and set screw.
Dia. 15/16 in., 3/4 in. insert.
All at 9d. each

KNOBS OF ALL TYPES & KINDS

TWO-TONE WALNUT KNOB

3/4-inch bores to match any cabinet.
6d. Each
Sizes 3/4 inch and 1 inch



BLACK, BROWN AND WALNUT KNOBS

- Ornamental Knob, Brown 1/-
 - Large Two-tone Knob, Mahogany, each 9d.
 - Octagonal Prism Knob, each 9d.
 - Octagonal Prism Knob, with rim, each 9d.
 - Fancy Metal and Bakelite Knobs, each 1/-
 - Metal covered Fancy Knobs 1/-
- Each have 3/4-inch bores.

BLACK BAKELITE KNOBS

With Pointer engraved, fit 3/4-inch shaft, each 6d.



BUY FROM THESE PAGES
Every line as represented.
You can Rely on us.



ASSORTMENT OF ONE DOZEN BLACK AND MAHOGANY


KNOBS . . . 5/6 Dozen
All 3/4-inch Bores

M.K.B. BLACK BAKELITE VERNIER DIAL 5/6
Size 4 1/2 x 3 inches overall.


MATCH UP!

. . . that odd assortment of knobs on your panel by making a selection from our range.

Traders and Set Builders—Send for our **BIG BARGAIN LIST**



Black Bakelite Numbered Knobs 1/-




- Extra Large Plain Black Knobs 1/-
- Mahogany Small Arrow Knobs 6d.
- Pilot Small Dial Knobs 6d.

PLAIN DIALS

- 4 inch Black Dials 1/-
 - 3 inch Plain Dials 9d.
 - 2 inch Plain Dials 9d.
- All Standard 3/4-inch Holes

KNOBS

- Fancy Round (Large) Brown 6d.
 - Plain Round (Large) Brown 6d.
 - Octagon Two-Tone (Large) 9d.
 - Octagon Two-Tone (Small) 9d.
 - Round Two-Tone (Large) 6d.
 - Round Two-Tone (Small) 6d.
- 
- Bakelite Knobs, with Pointer, small 6d.
 - Bakelite Knobs, with Pointer, large 9d.
 - Large Knobs, plain, Black 6d.
 - Arrow Knobs, Black 6d.
 - Arrow Knobs, Mahogany 6d.

SPECIAL . . . To Beginners in Radio!
A BARGAIN KIT FOR THE EXPERIMENTER

£3 WORTH FOR 25/-

KIT CONTAINS:

- 1 30 Henry Choke.
- 3 UY Sockets.
- 3 UX Sockets, spring.
- 3 Matched Radio Frequency Coils.
- 1 By Pass Condenser Block.
- 3 Coil Cans.
- 1 3 Gang Variable Condenser.
- 1 Bundle Mica.
- 1 Voltage Divider.
- 1 Philips Socket Terminal Board.
- 1 Back Panel Vernier Dial.
- 1 006 Fixed Condenser.
- 1 001 Fixed Condenser.
- 1 00025 Fixed Condenser.
- 3 Various Size Grid Leaks.
- 1 Variable Grid Leak.
- 1 Potentiometer.

25/-

THE KIT

THE LOT 25/-

Reconditioned goods, but all in first class condition.

LIGHTNING ARRESTERS and MORSE KEYS

HERE'S A FINE RANGE TO CHOOSE FROM

"LIKE A FLASH" BAKELITE CIRCULAR LIGHTNING ARRESTERS


One Hole Mount in- or out-door use.
 Easily fixed 1/9
 Special Trade Price for the Asking.
 In Lots of 12 less 33 1/3%

EMMCO LIGHTNING ARRESTER

PRICE 2/9


MORSE KEYS AND BUZZERS

Bakelite-enclosed High-Pitched Buzzers,
 2/6, 3/9 and 4/6
 Morse Keys are made in our own Factory. All
 Heavy Nickelled and Brass fittings on Oak Bases
 Small Metal Covers 2/6
 Small Bakelite Covers 3/9
 Large Bakelite Covers 5/9
 Special Price to Trade or Schools in lots of 3
 or over.



No. 1


No. 1—Morse Key and Buzzer, as illustrated. Ready mounted on base with high-pitched buzzer 6/6



No. 2

"LIKE A FLASH"

Morse Keys enable practice of Morse Code. Easy to learn; very interesting.
 Very fine Morse Practice Key, as illustration No. 2. Nickel fittings 9/6




No. 3

LIKE A FLASH

Splendid substantially built P.M.G. professional type Morse Key. Nickel fittings. No. 3 as illustrated 25/-

COOK'S GUARANTEED LIGHTNING ARRESTERS

As Illustrated.



Usually 7/6
 NOW ONLY 1/9

Also . . .
MASTER LIGHTNING ARRESTERS
 Bakelite Enclosed
 PRICE 2/6

DON'T RISK IT!

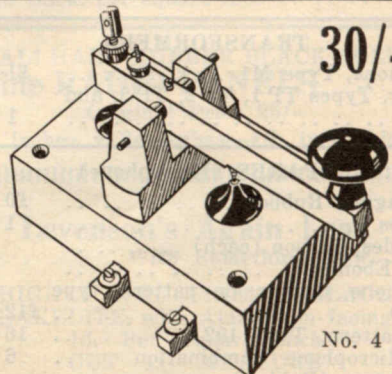
PROTECT YOUR LIFE,
 YOUR HOME, YOUR
 RADIO
 against lightning for ever.
 Essential for any home with
 an aerial

LARGE SIZE PACKET OF LIKE A FLASH Assorted Solder Lugs . . 2/6 Packet
 Always wanted ——— Keep a packet Handy.

PHILIPS
 RADIO "COP"
 List price 10/6
 Our Price 5/-



5/-



30/-

No. 4

No. 4 (as illustrated) Morse Key, heavy brass fittings. Professional precision type, extra heavy 30/-

LEVENSON'S GUARANTEE A CHEAPER PRICE FOR EVERYTHING IN RADIO

MICROPHONE EQUIPMENT

AND PUBLIC ADDRESS ACCESSORIES, ETC.

THE HARLIE MICROPHONE

Table model. Finely balanced unit suspended by springs and supported by a brass Nickelled Plated Rod which fits into Moulded Bakelite base.

Base is fitted with Harlie Microphone Transformer and it is absolutely complete and ready for attaching to apparatus with which it is to function.


Specially adapted for Public Address Systems and for Amateur Radio Broadcast Systems.

**CALL IN AND SEE
IT FOR YOURSELF**

THE HARLIE MICROPHONE

Fresh English Stocks Just Landed

Levenson's Price
£5/5/-



MICROPHONES

Suspension Pattern, Type 190	£12 0 0
Desk Pattern, Type 192	16 0 0

STANDS (Microphone)

Table Type, Telescopic (includes clamping ring with 8 springs)	£2 15 0
Floor Type, Telescopic (includes clamping ring with 8 springs)	3 15 0
Clamp and Suspension Springs (8)	15 0

GIANT DYNAMIC SPEAKERS

Type A 108, Unit only	£20 0 0
Type PS 21, Metal Projector (complete)	26 0 0
Type PS 22, Wood Exponential (complete)	Price on application

TRANSFORMERS

Microphone, Type M1	£1 14 6
Speaker, Types TP 1, TP 2, TP 3, and TP	1 14 6

SPARES (Microphone)

Diaphragms, Rubber	£0 2 0
Granules	1 10 0
Electrodes, Carbon (each)	12 6
Backs, Ebonite	12 6
Microphone, Suspension pattern, type 190	£12 0 0
Desk pattern, Type 192	16 0 0
Lion Microphone Combination	6 5 0
Diaphragms (Rubber)	2 0
Granules (Carbno)	£1 10 0
Electrodes (Carbon)	12 6
Backs (Ebonite)	12 6

Public Address & Radio Advertising Systems

Levenson's specialise in all kinds of apparatus for the amplification of Speech or Music for Public Address or Entertainment. Microphones, large Loud Speakers, portable Amplifying Units, Turntables, Gramophone Pick-ups, etc., in stock.

QUOTATIONS FOR LARGE OR SMALL SYSTEMS, PARTLY OR COMPLETE, WITH PLEASURE.

Rotary Tone Controls, one hole mounting, each 5/6
Control knobs, extra 6d.
Housed in Bakelite Case, with 6 variable types. Special price in quantity lots for Dealers and Set Manufacturers.

MICROPHONE SPARES

CARBON GRANULES

2/6 per quarter ounce.

Diaphragms (Carbon) for Microphones	1/6
Ferrottype Diaphragms for Receivers	1/6
Glass Phone Mouthpieces	2/6
Ebonite Phone Mouthpieces	2/6
Microphones, Solid Black type, Kellogg	15/-



LEVENSON'S RADIO . . . WILL NOT BE UNDERSOLD

LEARN MORE ABOUT YOUR WIRELESS

Whether you are beginner or expert, study of this comprehensive and up-to-date work will result in both pleasure and profit. Its author is acknowledged to be one of the most brilliant exponents of Modern Radio both in theory and practice, and this "Outline" is filled with knowledge. It should be on every enthusiast's bookshelf

THE OUTLINE OF WIRELESS


By RALPH STRANGER

15/-

ALL ELECTRIC PANELLING

SHIELDED

This latest innovation for the A.C. Set consists of the best quality highly polished Bakelite faced with aluminium. The two substances adhering as one piece gives all the beauty of Bakelite and the shielding and screening properties, etc., of Aluminium.



PRICE .. 8 inches wide, 6d. Per Running Inch
A Panel 10 x 8 inches costs 5/-
In 8-inch Strips . . . Any Length Cut.

WOODEN BASEBOARDS

5-ply Wooden Baseboards, 9 inches wide
price per running inch 2d.

PRICES ARE SUBJECT TO CHANGE
WITHOUT NOTICE.

Orders will be accepted at present prices as long as possible. Orders for items on which prices have advanced will be accepted subject to negotiations.

MAHOGANY, WALNUT OR BLACK BAKELITE PANELS

Any special size panel can be supplied.
½d. per square inch.

PLASTIC WOOD

A REPAIR KIT IN ITSELF!

Like Putty . . . Hardens like Wood.
For repairing and patching cabinets, panels, etc.
PER TUBE 1/6

World Standard Time Indicators 1/-

PORTABLE BATTERY SETS



The Great Companion for Home and Outdoor use. Reconditioned as new. Always in stock.
£7/10/- Complete



"WIZARD" RADIO MICROPHONE

MINIATURE

NON-METALLIC 9/-

For Trick Broadcasting in the Home.
Be your own Broadcast Station. Entertain and mystify your friends. Full instructions supplied.

MICROPHONE COMBINATION


The "Lion" Microphone Combination comprises a high-grade Microphone of the "hand set" type, complete with matched transformer, regulator, switch, and excitation battery. The transformer, regulator, switch and battery are housed in a small metal cabinet, to which the leads of the Microphone are fitted. Two other leads are also fitted to the metal cabinet, having phone tips fitted on ends of same.

To operate Microphone insert the loose leads of the "Lion" Microphone-Combination in the two "pick-up" jacks on back of receiver chassis, switch battery to "on" position, when Microphone will be in operation. PRICE £6/5/-

Skinderviken Microphone Buttons—

Mounted 12/6

GRAINED PANEL



BLACK
MAHOGANY
WALNUT

Any size cut to order.

1/2^D.

Square Inch

Mahogany one side—Walnut the other.
⅓th inch thick, per square inch

SPECIAL! HARD RUBBER BLACK POLISHED Genuine RADIO PANELS . . . 15/-

Original Price 25/-

20 inches x 24 inches—⅓th inch thick.

Levenson's Again Lead

. With Something New

HIGHLY POLISHED BLACK
BAKELITE, with Aluminium facing
1d. Per Square Inch
CUT TO MEASURE

All the beauty of Bakelite with the extra advantage of Aluminium Shield.

Meters for all Radio Purposes

THE EXPRESS PREFERRED ANALYSER

An instrument of rugged and serviceable design to suit the Australian Service Man. The Meter movements are equipped with an over-sized magnet of genuine Swedish steel, manufactured for the exclusive use of Express.

The scale used is 3½-in. long by 2in. wide, divided into 12 cardinal divisions, each being sub-divided into 5 sub-divisions.

Readings Volts 30, 120, 300, 600.

Current 12, 120, m.a.

Ohms 500 to 500,000.

The ohms per volt is 1,000 or 1 m.a. for full scale deflection.

Each Analyser is equipped with all facilities for the testing of 7 prong valves, and tests can be carried out on 4, 5, 6, and 7 pin sockets. The standard plug supplied is 6 pin base, with 6/5, 6/4, 6/7 adaptors; while all necessary test leads and instructions are also included.

All voltages are read on the 600v. scale, this range being decreased by means of non-locking push buttons. This exclusive feature makes it almost impossible to injure either the Analyser or Receiver under test. Of the 8 non-locking push buttons provided, 4 control the voltage ranges, while of the remaining 4, 1 is the reverse switch for "off scale" readings, 1 for power penthode circuits and valves, and the remaining 2 for normal grid and screen grid mutual conductance tests.

The Express Pattern 45 Analyser is capable of testing any modern receiver, even those employing 7 prong valves. Furthermore, such valve and circuits may be tested under either class A or class B operating conditions.

The Express Pattern 45 Analyser will not read A.C. filaments or line voltages, but these are the only two voltages the instrument is not capable of giving. A Ruby Lamp offers constant indication of A.C. filament continuity and also indicates to a fair degree the actual voltage applied.

Nett Price, Plus Sales Tax £10/15/-


MILLIAMPER
METER

0-80 M.A. D.C.

Price, each, 30/-


NOW 6/-

PANEL
MOUNTING



PIFCO RADIOMETER

"ALL IN ONE" Pifco De Luxe Meter does everything a meter can do. Moving Coil Precision type.



USES FOR PIFCO RADIOMETER

- Low Tension Voltmeter, 0-6 volts.
- High Tension Voltmeter, 0-250 volts.
- Milliammeter, 0-40 m.a.
- Testing continuity of filaments of English 4 and 5 pin valves.
- Continuity test for all parts of circuit.
- Battery for continuity tests fitted in instrument.
- Adapter provided for testing filament continuity of American UX and UY valves.

PRICE 70/-

☆☆☆☆☆☆☆☆☆☆☆☆☆☆☆☆☆☆☆☆☆☆☆☆☆☆☆☆☆☆☆☆

<p>THE WORLD'S SMALLEST RECEIVING SET</p> <p>1/9 each</p> <p>A Man's Joke</p> <p>Take a rise out of your pal.</p>	<p>★ We do Radio Repairs ★ Well and Cheaply.</p> <p>★ <u>Trade-in your old time</u> ★ <u>battery set and enjoy</u></p> <p>★ REAL RADIO</p>
--	---

☆☆☆☆☆☆☆☆☆☆☆☆☆☆☆☆☆☆☆☆☆☆☆☆☆☆☆☆☆☆☆☆

WATES UNIVERSAL METERS

Wates "Universal" Type £1 5 0
The readings are divided into four separate scales as follows:—

1. 0-150 Volts for High Tension Supply readings.
2. 0-6 Volts for Low Tension readings.
3. 0-30 Milliamps for Anore current consumption.

4. 0-2000 Ohms for Circuit and Resistance testing
Thus it can be seen that this guaranteed accurate Wates Universal Testing Instrument tests everything in Radio, the reading error being no greater than the thickness of the needle.

Price 25/-

(The Meter is supplied without battery and price does not include same).

LEVENSON'S RADIO WILL NOT BE UNDERSOLD

The Best Makes of Meters Obtainable

LEVENSON'S offer a Complete Range of

WESTON-JEWELL RADIO INSTRUMENTS

FOR SETS AND ANALYSERS

Jewell 440 Analyser	£50	0	0
Weston 660 Analyser	32	0	0
Weston 644 volt ohmmeter	30	0	0
Weston 662 oscillator	25	0	0
Jewell 675 tube checker	15	0	0
Jewell 677 tube seller	45	0	0
Weston 590 oscillator	48	0	0
Weston 571 output meter	14	0	0
Jewell 559 output meter	9	15	0
Weston 695 power level meter	18	0	0
Weston 659 soldering iron pyrometer	10	10	0
Weston 564 volt ohmmeter	15	15	0
Weston 563 circuit tester	9	0	0
Weston mounting base for 3 1/2 in. meters	1	1	0

WESTON VOLT METERS

3 1/2 in. diameter, panel mount. Type 301, D.C. voltmeters, moving coil, accurate within 2%.

Models: 0 to 1, 0 to 1.5, 0 to 2, 0 to 3, 0 to 5, 0 to 7, 0 to 8, 0 to 10, 0 to 15, 0 to 20, 0 to 25, 0 to 30, 0 to 50, 0 to 75, 0 to 100.

PRICE £3/15/-


Models: 0 to 150	£4/10/-	0 to 200	£4/15/-
0 to 250	£5/-/-	0 to 300	£6/10/-
0 to 500	£7/10/-		

Approximate resistance in ohms per volt of model 301 instruments: 1 to 40v., 62; 50 to 150v., 200; 200v., 250; 250v., 300; 300 to 500v., 666.

MODEL 301 D.C. VOLTMETERS

1000 ohms per volt

0 to 5, 8, 10, 15, 25, 50, 75	£5	15	0
0 to 100	5	17	6
0 to 150	6	0	0
0 to 200	6	6	0
0 to 250	6	10	0



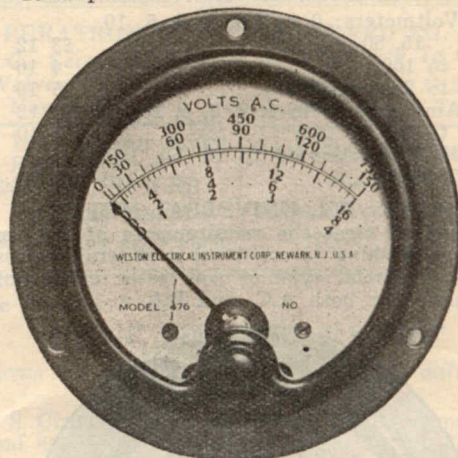
0 to 300	7	0	0
0 to 500	8	0	0
0 to 750	10	0	0
0 to 1000	12	0	0

Type 301, volt-ohmmeters, ranges as follows:—

1.5v. ohms, scale 0 to 1,000	£4	10	0
1.5v., ohms scale 0 to 3,000	4	10	0
4.5v., ohms scale 0 to 10,000	4	10	0

MODEL 301 D.C. AMMETERS

Models: 0 to 1, 1.5, 2, 3, 4, 5, 8, 10, 15 amps. £3 10 0



TYPE 301 CHARGE-DISCHARGE AMMETER

Central Reading

Models: 1-0-1; 1.5-0-1.5; 2-0-2; 3-0-3; 5-0-5; 10-0-10; 15-0-15; 20-0-20; 30-0-30; 50-0-50 £3 15 0

TYPE 301 D.C. MILLIAMMETERS

Models: 0 to 1, 1.5, 2, 3, 5, 10, 15 £4 10 0
0 to 25, 30, 50, 100, 150, 200, 250, 300, 500, 800, 1000 3 15 0

TYPE 301 MICRO-AMMETERS

Models: 0 to 200 £6 10 0
0 to 500 6 0 0

TYPE 476 WESTON METERS

Moving Iron Type, for A.C. only

A.C. Voltmeters—

0 to 1.5, 2, 3, 5, 8, 10, 15, 20, 25, 30, 100	£3	10	0
0 to 150	4	10	0
0 to 250	5	10	0
0 to 300	5	10	0
0 to 400	6	10	0

Combination A.C. Voltmeters—

150/8/4	£6	15	0
150/15/3	6	15	0
300/8/4	7	10	0
750/150/16/8/4	9	0	0
1000/200/16/8/5	10	0	0

A.C. Ammeters—

0 to 1, 1.5, 2, 3, 5, 10, 15	£3	10	0
0 to 30, 50	4	10	0

A.C. Milliammeters—

0 to 15, 25, 50, 100, 250, 500 £3 10 0

WESTON 506 METERS, 2in. DIAMETER

D.C. Volt Meters: 0 to 3, 5, 8, 10, 15, 50, 100, 150	£2	12	6
D.C. dual reading voltmeters: 0 to 140/7, 0 to 150/7.5, 0 to 200/8, 0 to 50/10	3	10	0

LEVENSON'S GUARANTEE A CHEAPER PRICE FOR EVERYTHING IN RADIO

METERS . . . A WONDERFUL SELECTION — WESTON METERS—(Continued)

Resistance 1250 ohms per volt


D.C. Ammeters: 0 to 1, 1.5, 3, 5, 10,	
15, 20, 30, 50	£2 15 0
D.C. Milliammeters: 0 to 1, 1.5, 2, . . .	£3 10 0
0 to 3 5, 10, 15, 50, 100, 150, 300,	
500	2 15 0

Weston Model 517 A.C. Instruments

A.C. Voltmeters: 0 to 1.5, 2, 3, 5, 10,	
15, 50	£3 12 0
0 to 150	4 10 0
0 to 250, and 300	5 10 0
A.C. Ammeters: 0 to 1, 2, 3, 5, 10, 20	£3 12 0
0 to 50, 50	4 10 0
A.C. Milliammeters: 0 to 15, 50, 100,	
250, 500	£3 12 0

MODEL 301, UNIVERSAL METER

Designed to meet the requirements of the service-man wishing to construct a general purpose meter or special type of set tester using only one meter for both A.C. and D.C.



Supplied with four external connections and a shunt resistor which is adjusted to the meter. It is provided with a double scale, the upper scale for use when the instrument is connected to A.C. A.C. rectifier type is marked above the scale. The voltage range is 0 to 5v. The lower scale is for use when the instrument is connected to D.C., the scale is marked 0 to 5v. Below the scale is marked D.C. and volts-milliampere.

PRICE £8/5/-

EXTRA WIRE WOUND RESISTORS
For use with Universal Meter

Ohms resistance	Current in Mas.	Price
4,950	14.3	10/-
5,000	14.1	10/-
40,000	5	12/6
50,000	4.47	12/6
100,000	3.5	16/-
150,000	2.58	16/-
250,000	2	25/-
33.33	2.5	10/-
2.083	25	10/-
.505	100	10/-

SPECIAL MULTIPLE SHUNT
100, 25 and 2.5 ohms 20/-
For full particulars of all classes of Weston and Jewell Meters . . . Send 2d. stamp for Booklet.

LEVENSON'S STOCK
EVERYTHING IN RADIO
AND WILL NOT BE UNDERSOLD

Which means that you can buy each and every item on the Australian Radio Market at Levenson's at a price lower than any other firm in Australia. This is no idle boast, but one that we will stand by at all times.

World Standard Time Indicators. Ad-justable. For short-wave fans, each 1/-

SOMETHING NEW!

SUPPLYING A VERY URGENT NEED
LEVENSON'S OWN CREATION
TUNE YOUR AERIAL

LEVENSON'S THREE-IN-ONE
AERIAL TUNER

This device should not be confused with the more widely known wave-trap with which most listeners are familiar.

As an aerial tuner, it is distinctly different, and when used in this way it becomes possible for you to bring in strongly that weak distant station that you have always longed to receive at greater strength and clarity.

Many other stations will be added to your log of stations received—stations that you never before thought it possible for your receiver to bring in.

The small movement of the switch knob converts the unit to a wave-trap where the need for such is felt, as in the case of stations overlapping.

A further movement of the same switch converts the unit to a preselector stage, providing sharp tuning over the whole tuning range of your receiver, and eliminating the overlapping of stations on either side of the wave length to which you are tuned.

Connections


The unit is simple to connect; your aerial connects to a terminal on the tuner and two wires from the tuner connect to the aerial and earth terminals respectively, on your receiver.

In evolving this tuning device, Levenson's have again fulfilled a long felt want, evidenced in the great amount of correspondence received from clients seeking a device to fulfil one or other of the above services.

The price of the unit ready built, in neat metal case, size 6in. x 3½in. is 20/-
Parts supplied to assemble the unit at time 16/-
Blue Prints and all Instructions 1/-
Free with Kit.

LEVENSON'S RADIO . . . WILL NOT BE UNDERSOLD

EVEN - GREATER



"Like-a-Flash"

**3 IN 1
POCKET
METERS**

Hand Calibrated pocket meter, nickel plated case. Perfectly accurate and dependable. Three scale readings.

Reads:

- 0 to 32 milliamps
- 0 to 8 volts
- 0 to 160 volts
- Price, 17/6

The Radio
Trouble Finder
Lots of 3 Less
33 1/3 %.

**LIKE A FLASH
PANEL MOUNT METERS**

- Moving Iron, reads 0-8 and 0-240 volts .. 20/-
- Moving Coil, reads 0-5 and 0-250 volts .. 25/-
- Moving Coil, reads 0-6 and 0-150 volts .. 32/6
- Moving Coil, reads 0-10 and 0-100 milli-amps. 30/-

**LIKE A FLASH
VALVE AND SET TESTER**

This very simple unit has been produced to aid those set-owners who prefer to do their own valve and set testing, or for the service man who desires a simple tester of equal utility either on his rounds, in the work-shop, or on the counter of his store. The latter use is sure to augment the sale of valves, as a practical demonstration of valve efficiency goes much further than a great deal of talk.

Simple instructions accompany the tester, so that no knowledge of radio is required to test valves. While the tester in the hands of the home-set builder or service man will provide a ready means of locating trouble due to open circuits in units or wiring, etc. Indeed, familiarity with the unit will soon suggest scores of ways in which the unit may be brought into service.

The primary cost of the tester should be very quickly recovered through the up-to-date service the user is in a position to render, while expense to the set owner is saved by the carrying out of his own service work.

This L.A.F. tester differs from the set analyser in that it is not essential that a receiver power supply should be available in order to test the valves. This, of course, refers to both A.C. or battery-operated sets.

- All parts for set tester, battery operated £6/5/10
- Battery operated tester ready built .. £7/5/10

Send for Blue Print and Specifications, 1/-

- All parts for set tester, A.C. operated .. £5/3/2
- A.C. operated tester ready built .. £6/3/2

Supplied in first-class Black Leatherette, strongly built, extra 20/-

"LIKE-A-FLASH" POCKET VOLT METERS
Double Reading. 0 to 120 volts; 0 to 12 volts.
For reading "A" and "B" Batteries.
4/6 EACH

STOP PRESS

Small handy type of 240 volt All Electric
SOLDER IRONS 9/6 each
Worth 25/-

PURATRON 224
A.C. Screened Grid
Valves 7/6
New and Tested

MULLARD 227 A.C.
VALVES 5/9 To Clear
Brand New in Original
Carton. Each Tested.

A Well Known make
of High Grade . . .
280 RECTIFIERS
New and tested
8/3, 9/6 and 10/6 each

MARATHON A.C.
VALVES
Each Tested. 22/6
NOW . . 5/9

The Beginner's Kit—

"EDUCATIONAL RADIO"

Allows the experimenter to build many different Kits.

8 Circuits supplied, and all instructions.
Send 6d. for Circuit only. Parts cost £2/9/-
All parts to build a Browning Drake Battery
Set £3/10/-
Send 6d. for Circuit.



WE GUARANTEE A CHEAPER PRICE
AND WILL NOT BE UNDERSOLD!



HERE'S A GOOD KWIDS WORTH!

Suitable for making a 3-Valve Set. All Parts
Guaranteed 100 per cent. Here's what you get:

- 1 Table Model Cabinet.
- 1 Vernier Dial.
- 2 Variable Condensers.
- 5 Terminals.
- 1 Switch.
- 3 Valve Sockets on Bakelite Panel.
- 1 Reinartz Coil.
- 2 Audio Transformers.
- 1 Grid Leak.
- 1 Fixed Condenser.
- 1 Rheostat.

£1

THE LOT FOR £1

Includes a proportion of used material in
perfect condition.

WATES UNIVERSAL TYPE METER

For Bench or Hanging. 0 to 150 volts;
0 to 6 volts; 0 to 30 mil/amp; 0 to
2000 ohms 25/-

WATES POCKET TYPE METER

3 Reading: 0 to 30 milliamp; 0 to 6 volts;
0 to 150 volts 15/-
Single Reading, 0 to 60 volts 10/-

LEVENSON'S GUARANTEE A CHEAPER PRICE FOR EVERYTHING IN RADIO

A Vast Range of Meters

FERRANTI METERS

FOR USE ON DIRECT CURRENT

MILLIAMMETERS—Panel Mounting Flush finish—

0 to 1	Type No. 27F	£5 5 0
0 to 1.5	" " 46F	4 8 3
0 to 2	" " 28F	4 8 3
0 to 5	" " 1F	3 13 6
0 to 15	" " 2F	3 13 6
0 to 50	" " 3F	3 13 6
0 to 100	" " 29F	3 13 6
0 to 150	" " 4F	3 13 6
0 to 500	" " 30F	3 13 6

AMMETERS—Panel Mounting Flush Finish—

0 to 1	Type No. 31F	£3 13 6
0 to 1.5	" " 6F	3 13 6
0 to 5	" " 32F	3 13 6
0 to 10	" " 7F	3 13 6
0 to 20	" " 8F	3 13 6

MICROAMMETER—Panel Mounting, Flush Type

250 to 0 to 250.	Type No. 8AF	£6 6 0
Stand for same, extra		5 3

VOLT METERS—Panel Mounting, Flush Finish. (200 ohms per volt)—

0 to 7.5	Type No. 9F	£3 13 6
0 to 25	" " 10F	3 13 6
0 to 150	" " 11F	3 13 6
0 to 250	" " 12F	4 12 6
0 to 300	" " 34F	5 5 0

VOLT METERS—Panel Mounting, Flush Finish. (500 ohms per volt)—

0 to 500	Type No. 35F	£7 7 0
----------	--------------	--------

VOLT METERS—Panel Mounting, Flush Finish. (1000 ohms per volt)—

0 to 150	Type No. 13F	£5 5 0
0 to 250	" " 14F	6 6 0
0 to 300	" " 33F	6 18 9

FOR USE ON DIRECT CURRENT 3 RANGE TYPE

MILLIAMMETERS: Panel Mounting, Projecting Pattern—

7.5, 15 and 30 ma.	Type No. 15,	
200 ohms per volt		£5 5 0
7.5, 30 and 150 ma.	Type No. 36,	
200 ohms per volt		5 5 0

VOLT METERS: Panel Mounting, Projecting Pattern—

7.5, 30 and 150v.	Type No. 16,	
200 ohms per volt		£5 5 0
7.5, 30 and 150v.	Type No. 25,	
1000 ohms per volt		6 18 9
10, 50 and 250v.	Type No. 17,	
200 ohms per volt		6 0 9
10, 50 and 250v.	Type No. 26,	
1000 ohms per volt		7 11 3

A.C. RADIO METERS—Moving Iron Type

MILLIAMMETERS: Panel Mounting Flush Finish—

0 to 100	Type No. 510F	£2 12 6
0 to 250	" " 500	2 12 6
0 to 500	" " 512	2 12 6

COMBINATION MILLIAMP AND VOLT

METER: Panel Mounting, Projecting—

0 to 5 ma. 15 and 150v.	No. 18,	
200 ohms per volt		£5 5 0

AMMETERS: Panel Mounting, Flush Finish—

0 to 1	Type No. 513F	£2 12 6
0 to 5	" " 514F	2 12 6
0 to 10	" " 515F	2 12 6
0 to 15	" " 516F	2 12 6
0 to 20	" " 517F	2 12 6
0 to 30	" " 518F	2 12 6

VOLT METERS: Panel Mounting Flush Finish—

0 to 5.	Type No. 550F	10 ohms per volt	£2 12 6
0 to 7.5.	Type No. 551F	10 ohms per volt	2 12 6
0 to 10.	Type No. 552F	20 ohms per volt	2 12 6
0 to 15.	Type No. 553F	20 ohms per volt	3 1 0
0 to 25.	Type No. 554F	20 ohms per volt	3 1 0
0 to 50.	Type No. 555F	100 ohms per volt	3 1 0
0 to 100.	Type No. 556F	210 ohms per volt	3 3 0
0 to 120.	Type No. 557F	210 ohms per volt	3 8 3
0 to 150.	Type No. 558F	210 ohms per volt	3 8 3
0 to 200.	Type No. 560F	210 ohms per volt	3 8 3
0 to 250.	Type No. 561F	210 ohms per volt	3 13 6
0 to 300.	Type No. 562F	210 ohms per volt	4 4 0
0 to 400.	Type No. 563F	210 ohms per volt	4 14 6

3 RANGE TYPE, WITHOUT SWITCH

A.C. VOLT METERS—

0 to 5 and 10v.	No. 601F,	10 ohms per volt	£3 13 6
0 to 7.5 and 15v.	No. 602F,	10 ohms per volt	4 4 0
0 to 15 and 30v.	No. 603F,	20 ohms per volt	4 4 0
0 to 75 and 150.	No. 604F,	100 ohms per volt	4 14 6
0 to 100 and 200v.	605F,	210 ohms per volt	4 14 6
0 to 75 and 300v.	606F,	210 ohms per volt	5 5 0
0 to 150 and 300v.	607F,	210 ohms per volt	5 5 0
0 to 100 and 400v.	608F,	210 ohms per volt	5 15 6
0 to 200 and 400v.	609F,	210 ohms per volt	5 15 6
0 to 75, 150 and 300.	No. 621F,	210 ohms per volt	5 15 6
0 to 100, 200 and 400.	No. 622F,	210 ohms per volt	6 6 0

For complete range of all types of Ferranti Meters, and including special types which can be made to order, send for Ferranti Price List.

Terminals . . . Lugs . . . Clips

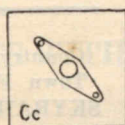
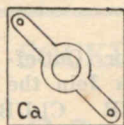


Type A, Screen Grid Clips, nickel plated,
per gross 10/-
per dozen 1/6
each 2d.

Type A, Screen Grid Clips, tinned steel,
per gross 8/-
per dozen 1/-
each 1½d.

Type B, Spade Terminals, brass or copper, per gross 8/-
per dozen 1/-

Type B, Spade terminals, tinned steel,
per gross 5/-
per dozen 8d.



Type Ca & Cb, Double Soldering Lugs, tinned copper, per 1,000
per gross 12/6
per dozen 2/-
per dozen 3d.

Type Ca & Cb, Double Soldering Lugs, tinned steel, per 1,000
per gross 9/-
per gross 1/6
per dozen 2d.

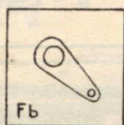
Type Cc Double Soldering Lugs, tinned copper, per 1,000 11/6
per gross 1/9
per dozen 3d.

Type Cc Double Soldering Lugs, tinned steel
per 1,000 8/-
per gross 1/5
per dozen 2d.

From LEVENSON'S RADIO

Type Fa, Fc and Fd, Single Soldering Lugs, tinned copper,
per 1,000 12/-
per gross 1/9
per dozen 3d.

Type Fa, Fc and Fd, Single Soldering Lugs, tinned steel,
per 1,000 8/-
per gross 1/6
per dozen 2d.



Type Fb, Single Soldering Lugs, tinned copper, per 1,000 11/-
per gross 1/9
per dozen 3d.

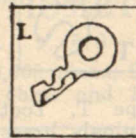
Type Fb, Single Soldering Lugs, tinned steel
per 1,000 8/-
per gross 1/6
per dozen 2d.

Type E, Spike Spade Terminals, tinned steel, per gross 5/-
per dozen 8d.

Type E, Spike spade Terminals, tinned copper, per gross 8/-
per dozen 1/-



Type H, Alligator Clips, nickel plated,
per gross 30/-
per dozen 2/9
each 3d.



Type J, Bulb Spade terminals, copper,
per gross 8/-
per dozen 1/-

Type J, Bulb Spade Terminals, tinned steel, per gross 5/-
per dozen 8d.

Type L, Small Ring Terminals, brass or copper, per gross 5/-
per dozen 8d.

Type L, Small Ring Terminals, tinned steel, per gross 4/-
per dozen 6d.



Type N, Spike Terminals, copper per gross 8/-
per dozen 1/-

Type N, Spike Terminals, tinned steel,
per gross 5/-
per dozen 8d.

Type R, Small Spade Lugs, brass, nickel plated, copper, per gross 4/6
per dozen 6d.

Type R, Small Spade Lugs, tinned steel,
per gross 3/6
per dozen 5d.



Type T, Tooth Terminals, brass or copper, per gross 8/-
per dozen 1/-

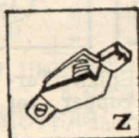
Type T, Tooth Terminals, tinned steel, per gross 5/-
per dozen 8d.

Type P, Brass Pump or Earth Clips—

5/16-inch.
per gross 20/-
per dozen 2/-
each 3d.

7/16-inch
per gross 22/-
per dozen 2/3
each 3d.

3/8-inch
per gross 24/-
per dozen 2/6
each 3d.




Type Z, Battery Clips
5 amp, each 6d.
10 amp, each 9d.
25 amp, each 1/-
50 amp, each 1/3

Radio Retailers, Set Builders and Service Men . . .
Write for our Special Wholesale Bargain List.

HANDY RADIO TOOLS

Combination Pliers for cutting, bending, turning, twisting wire—indispensable to radio builders; designed for Radio use	2	3
Screwdriver, made of finest steel, with cutters for stripping wire		9
4 Assorted Small Screwdrivers	1	0
Hand Drill, Archimedes type, provided with small suitable bits	2	3
Small Patent Tool Kit, comprises Screwdriver, Reamer, Gimlet	1	3
Small Radio Saw, with 3 blades	1	9
Insulated Electrician's Pliers, set	2	0
Claw or Engineer's Hammer, small type . . .	1	3
Card of 7 Drills, 1-16 to 1/4	1	0
Solder Iron	1	6
Resin-Cored Solder, coil		6
Reliable Electric Solder Iron, guaranteed 12 months. All voltages	11	0



**A.W.A. RADIOLA
2 VALVE SET**

In Cabinet as illustrated. Originally £10.
NOW ONLY . . . £2
Ideal for Experimenters. Valves and Batteries extra.

Country or Out-of-Town Folk Join the **SKYRAIDER CLUB**
And hear Radio as Never Before

Thousands now possess a Skyraider 4 Battery Operated Interstate Radio Receiver. **WHY NOT YOU?** It's altogether different to others, and you can build it yourself or purchase it ready assembled. All Metal Chassis. Needs no C battery. Perfect Tone; stations you never heard before. 100% Perfect.
Blue Print and all Instructions 1/-. Free with Kit.

£4/15/2 buys all the Parts. £3/6/- all the modern Valves.
£1/17/4 all the Batteries. £1/2/6 the Fuller Accumulator.
Speakers to suit from 22/6.

The Set ready assembled, with high-grade Speaker and Handsome Floor Model Cabinet £17/10/-
Chassis only ready drilled, with Mounted Sockets, etc, 11/6.

Levenson's LEADERS **Radio**
... IN ...

226 and 240A PITT STREET, SYDNEY

Branch ——— RADIO CHEAPSIDE ——— The Home of Half a Million Wireless Bargains
240A PITT STREET (Opp. Sydney School of Arts)

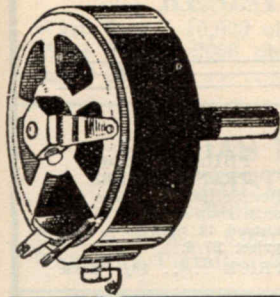
LEVENSON'S RADIO . . . WILL NOT BE UNDERSOLD

A VAST & VARIED RANGE OF

POTENTIOMETERS

TO CHOOSE FROM

HIGH GRADE POTENTIOMETERS

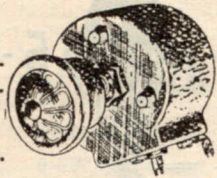


2,000, 5,000, 25,000,
10,000 15,000 ohms
Price each .. 3/6
200 and 400
ohm magnus
Potentiometers, each 3/6
TYPE MPP8 MQ
Special Wire
Wound Potentiometers 1 to
10,000 ohm to
order, each . 5/9

High Grade POTENTIOMETERS in Moulded Bakelite Cases. I hole Mount.

Price . . . 4/6

5,000; 10,000; 15,000 ohms.
With Knob.



Like a Flash POTENTIOMETERS

GRAPHITE TYPE . . . 5/6

25,000 ohms, 50,000 ohms, 100,000 ohms, 200,000 ohms, 250,000 ohms, 300,000 ohms and 1 meg.

7/6 THE PERFECT POTENTIOMETER 9/6


The Bradleyometer is a variable resistance which can be used either as a potentiometer or a rheostat and has been designed chiefly as an audio level and tone control for radio receivers. The following resistance values are available from stock:

3 Terminal
5,000 ohms, 10,000 ohms, 15,000 ohms, 25,000 ohms, 50,000 ohms, 100,000 ohms, 250,000 ohms, 500,000 ohms, each 7/6
4 Terminal Type
In 500,000 ohms 9/6

Spiral Wander
Plugs
Non-Solder Type
Red or Black
Ebonite ends
3d. each




SOCKETS WITH PLUGS



Red or Black Ebonite, non-solder ends, each 3d.
Sockets to fit each 3d.

SPADES

Non-solder Type
With Black or Red
ebonite ends, each 3d.



POSITIVE GRIP SPADE ENDS

Non-Solder Type


Neat and well finished spade end, nicely nickel plated and supplied with six assorted colours.
Price each 3d.

Banana Plugs and Sockets. Assorted Colours.
Non-solder type, pair 6d.
Small neat Spiral Plugs with Sockets. Assorted Colours. Famous TRIX make. Non-solder type.
3d. each, 6d. per pair.

SOCKETS WITH PLUGS

For lengthening speaker cords.
4 Plugs and 2 sockets in set, 6 different colours. The set 1/6
Portfolio of All Electric Circuits.

THE GUARDSMAN LEVER WATCH



Very fine Guardsman lever, strong, sturdy watches, accepted in payment of debt. We offer to clear at less than landed cost.

7/6 Each

8/6 AUTOMATIC CIGARETTE LIGHTERS 8/6

Newest and best yet. Automatic cigarette lighter. This type lights instantly with one action only. All other types require two actions. Our price 8/6. Less than landed cost.



HOW WOULD YOU LIKE TO TALK WITH RADIO FANS IN OVERSEAS COUNTRIES? Levenson's 5-Watt Transmitter and Linguist Short Wave Receiving Set makes this possible. Send 1/6 for all particulars of Transmitter. Includes Instructions and Diagrams.

LEVENSON'S GUARANTEE A CHEAPER PRICE FOR EVERYTHING IN RADIO

LEVENSON'S ADD ANOTHER GLORIOUS PAGE TO THEIR ASTOUNDING RADIO ACTIVITIES BY PURCHASING AT AUCTION 10 TONS OF HIGH GRADE PHILIPS WELL KNOWN AND TESTED WIRELESS GOODS. MANY LINES NOW OFFERED AT LESS THAN ONE TENTH OF THEIR ORIGINAL LISTED PRICES.

PHILIPS

PHILIPS TELEVISION NEON LAMPS
Type 3500. Brand New, in original carton. List price 90/- While they last. **OUR PRICE 20/-**


PHILIPS 2v. BATTERY SCREEN GRID VALVES
New and Tested. While they last 9/6

PHILIPS 4 OR 6 VOLT BATTERY VALVES
Unboxed. Used but show O.K. reading on testing machine. Guaranteed (All types except S.G. and Penthodes) . . 7/6

PHILIPS 4 VOLT SERIES A.C. VALVES
Used, but show O.K. on test. Guaranteed . . . 7/6 each

All Parts to assemble
**PHILIPS Wonderful
MID-POT Speaker,** (as
Auditorium . No. 2045
illustrated.)

ONLY 5/- Each.
Freight Country Customers must add 2/3 for packing cases.
Comprises: Cone, Voice coils, Cone Chassis, 2 Terminal strips, 2 Washers, Prespahn strip, Pot, Ring and Rubbers. You may like to wind the Transformers and Field Coils yourself, if not we can supply, as follows.

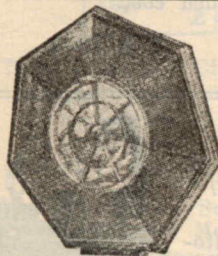


PHILIPS TUBULAR CONDENSERS, with Pigtaills
001 and .005 each 6d.

PHILIPS C.T. 2 x .1 mfd. Fixed Condensers . . . 9d.

PHILIPS 30,000 OHM VOLTAGE DIVIDER
Tapped 8,000, 11,000 and 18,000 ohms. **PRICE . . 1/-**

PHILIPS POWER CHOKES, 40 ma. 30 henry . . 3/-
PHILIPS 2 CIRCUIT OR S.P.D.T. SWITCHES
3 x 2 1/4 x 2 inches. Black metal case with 4 terminals and bakelite pointer control knob . . . 2/-



**PHILIPS MODEL 2108
18-in. SPEAKER CABINET** 5/- each


Brown Mottled Moulded Bakelite. Includes Baffle on feet, Bakelite front, magnet cover. The lot for 5/- each
4/- each in lots of 6.
3/- each in lots of 12.
Cone with wound voice coil 2/3 extra

SPEAKER CORDS. Ringed or Tipped Ends.
Worth 2/6. **NOW 1/6**

PHILIPS 9 3/4 in. BUCKRAM CONE
For Cone Speakers. Worth 10/6.
Now 2/3

PHILIPS TRICKLE CHARGERS
Reconditioned as New 25/-

PHILIPS BIAS RESISTOR. 2 windings on one tube. 2000 ohms and 500 ohms 1/-




PHILIPS RADIO COPS

A real lightning arrester. Will last forever. Usually 10/6

NOW ONLY 5/-

Philips TUBULAR RESISTORS
On Glass. 7,500 and 9,500 ohms.
6d. Each 4/6 Dozen
PHILIPS 2 MEG. RESISTORS
With pigtaills 6d. each



PHILIPS PETER PAN
Bakelite
Speakers

Cone Type. While they last.
List Price, £7/7/- . **NOW 35/-**

PHILIPS PETER PAN CONE SPEAKER UNIT

Mounted on 1 1/2 in. cone. With terminals. Worth easily 30/-.
OUR PRICE 15/-

PHILIPS "PCJJ" SPEAKER UNIT AND CONE 15/-
Mounted. Worth easily 30/-.
Philips 7 3/4 in. Floating Cone for "PCJJ" Speakers, with Washers 1/6

PHILIPS SPEAKERS — FLOOR MODELS

No. 2021 Dynamic Type. List Price £19/10/-
No. 2012 Permanent Type. List Price £14/10/-
OUR PRICE 75/- each. Brand New and Tested.

PHILIPS AUDIO TRANSFORMERS
Reconditioned. Cases are only shop-soiled. Guaranteed 12 months. List price, 27/6.
PRICE 10/- Each

PHILIPS TRANSFORMERS
For 3002 B Battery Eliminators. 240v. Primary, 4v. tapping; 209v. secondary. **PRICE . . 4/-**


PHILIPS 3.5 CONDENSERS, 5 Terminal points supply various combinations **2/6**

PHILIPS 3.5 CONDENSERS 4 Terminal points **2/6**

PHILIPS RESISTORS
20,000 ohm; 8,000 ohm, 2 meg. Each **6d.**

PHILIPS TUBULAR CONDENSERS 001, .00015, each **6d.**

PHILIPS AUDIO TRANSFORMERS
Manufacturers' type, in metal case. As used in Philips Radioplayers
PRICE 6/- each



PHILIPS BLOCK CONDENSERS, 500 VOLT TEST
2 mfd. 2/8 each or 20/- dozen
3 mfd. 3/8 each or 24/- dozen
4 mfd. 4/8 each or 28/- dozen

PHILIPS CONDENSER BLOCKS
For Philips B Battery Eliminators. 13 mfd. 5/-

Levenson's Radio
226 PITT STREET, SYDNEY

LEVENSON'S RADIO WILL NOT BE UNDERSOLD

RESISTANCES OF ALL TYPES


DURHAM I.R.C. FIXED RESISTANCES

1 Watt Type. 10,000 ohms to 1 Meg.	2/-
2 Watt Type. 2000 ohms to 1 Meg.	3/-
2 and 3 Meg.	3/6

BELDAS M. FIXED RESISTANCES

With Pigtailed

1 Watt M M/A. 5,000 to 10 Meg.	1/-
2 Watt with Pigtailed. 3,000 to 1 Meg.	1/9




4/6 each

0-200,000 ohms
0-500,000 ohms
VARIABLE RESISTANCES

Were 9/6
Now 4/6 each
For Voltage Control,
Volume Control, etc.

RESISTANCE COUPLED UNITS



De Jur Resistance Coupling Units, 7/6 each Stage
Double Mounting Clips only as illustrated 2/3
Single Mounting Clips 1/3

VARIABLE RESISTANCES

EMMCOSTADS—	
All capacities. A variable Resistance.	
7/6 list price. NOW	5/6
PILOT RESISTOGRADS—	
A variable Volume Control. 9/6 list price. NOW	5/6
LIKE A FLASH VARIABLE RESISTANCES—	
Continental make. 0 to 200,000 ohm.	
0 to 500,000 ohm. 9/6. NOW	4/6

ERO VARIABLE RESISTANCES

Variable 30 ohm Resistances with knob	2/6
Panel Mounting 30 ohm Variable Resistance, with plunger, one hole mount	2/6

“LIKE-A-FLASH” WIRE WOUND RESISTANCES

GUARANTEED ACCURATE

20 ohm C.T. 100 m.a.	7d.
50 ohm C.T. 100 m.a.	7d.

25 m.a. TYPE RESISTORS

Up to 1000 ohm 25 m.a.	6d.
2000 " " "	8d.
3000 " " "	9d.
4000 " " "	11d.
5000 " " "	1/3
6000 " " "	1/3
7000 " " "	1/6
8000 " " "	1/8
10000 " " "	1/9

50 m.a. TYPE RESISTORS

Up to 1000 ohm 50 m.a.	7d.
2000 " " "	9d.
2500 " " "	10d.
3000 " " "	1/-
4000 " " "	1/3
5000 " " "	1/6
6000 " " "	1/9
7000 " " "	1/9
8000 " " "	2/-
9000 " " "	2/3
10000 " " "	2/6

100 m.a. TYPE RESISTORS

Up to 1000 ohm 100 m.a.	9d.
1250 " " "	9d.
1500 " " "	9d.
2000 " " "	1/-
2500 " " "	1/3
3000 " " "	1/3
4000 " " "	1/9
5000 " " "	2/-
Mullard 100,000, 250,000, 500,000 Resistors	1/6
With Pigtailed	1/9

PILOT C.T. RESISTORS

25 ohm and 50 ohm.
Now . . 6d. Each



PILOT OR TORCH LAMPS

To fit all standard holders. Round or tubular bowl, 6d., 9d., and 1/-.
2.3, 3.5, 3.8, 6, and 6.5 volts.
Porcelain or Metal Holders for above lamps 6d.



LEVENSON'S GUARANTEE A CHEAPER PRICE FOR EVERYTHING IN RADIO

METAL RECTIFIERS

Type H.T. (High tension type): For general use as Rectifiers in all types of Radio Receivers.

Rated output Volts	Max. Current Output		Max. A.C. Volts Input				Reservoir Condensers (For 50 cycles only)		Price
	M.A.	M.A.	Half Wave Volts	M.A.	Voltage Doubler Volts	M.A.	Half Wave	Voltage Doubler	
120	30	30	135	30	—	—	4 mfd	—	39/-
150	50	50	—	—	135	—	—	4 mfd.	69/-
120	20	30	135	30	80	60	4 mfd.	4 mfd.	15/-
175	25	30	210	40	110	75	4 mfd.	4 mfd.	18/-
200	28	30	250	45	135	90	4 mfd.	4 mfd.	19/6
250	60	60	375	90	200	200	—	4 mfd.	30/-
300	60	60	—	—	240	200	—	4 mfd.	33/-
200	100	100	—	—	150	300	—	8 mfd.	33/-
500	120	150	—	—	300	550	—	8 mfd.	66/-
320	75	75	—	—	256	220	—	4 mfd.	34/6

BRADLEYUNITS


MOULDED CARBON FIXED RESISTORS

- 1 Watt—all values up to and including 1 meg., each 1/6
- 3 Watt—2 meg. and over, each 2/6
- 3 Watt—All values up to and including 1 meg., each 3/-
- 1 Watt—2 meg. and over, each 3/6

20 OHM MIDGET

VARIABLE RESISTANCE

With knob. May be used as C.T. Resistance . . . 2/6

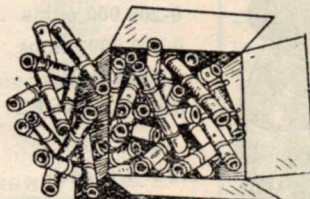


KRIESLER FIXED RESISTORS

- 450 Ohm at 100 M/A
- 5000 Ohm at 50 M/A
- 400 Ohm at 100 M/A
- 1000 Ohm at 50 M/A
- 4500 Ohm at 50 M/A
- 1000 Ohm at 50 M/A

Were 2/6 to 3/6.

NOW 1/3 EACH



12 Assorted WIRE WOUND RESISTORS

Wanted Capacities

Usually up to 2/6 each

Now 10/6 dozen

RCS SEALED COIL KITS "BETTER THAN THE BEST"

WILL SUIT ALL CIRCUITS AND INCLUDE

- 175 and 460 K.C. Superhet Kits 33/6
- New Ultimax Superhet Kit. to suit the new 2A7 Valves 33/6
- Simplicity 40/-
- T.P.T.G. 37/6
- Special Saxon Kits 37/6
- T.R.F. (with Cans) 10/-
- Short Wave Battery 2 15/-
- Short Wave Super Converter 44/-
- Preselector 3/4 12/6
- Straight Forward Battery 3 10/-
- Long Range Battery 10/-
- B Class Battery 7 16/6
- Duplex Diode 22/-
- Marco Four 4/6

Or any other Kit to Your Own Specifications

RCS
RADIO
12 CITY Rd., SYDNEY

THIS KIT IS SEALED FOR YOUR PROTECTION
DO NOT ACCEPT IF SEAL IS BROKEN

RCS
RADIO
12 CITY Rd., SYDNEY

GIVE THESE OTHER R.C.S. PRODUCTS A TRIAL

- 15,000 Voltage Dividers 3/-
- 25,000 Voltage Dividers 3/9

Intermediate Transformers

- 460 K.C. 10/-
- 175 K.C. 10/-
- 585 K.C. 15/-

R.F. Chokes

- Silk Covered H.C. . . . 1/3
- Cotton Covered H.C. . . 1/-
- Slot Wound 9d.
- 5 Meter Short Wave Interrupter Units 15/-

Resistors—Wire Wound

- 50 M.A. up to 2,000 ohms 9d.
- 100 M.A. up to 1250 ohms 1/-
- 25 M.A. from 3500 to 10,000 ohms . . . 1/6

LEVENSON'S RADIO . . . WILL NOT BE UNDERSOLD

RESISTORS FOR EVERY RADIO PURPOSE

S.T.C. FIXED RESISTORS

140 ohm; 350 ohm; 200 ohm, 5,000 ohm; 750 ohm; 300 ohm; 250 ohm. Usually	
2/3. Each	6d.
Per Dozen	3/6

L.A.F. WIRE WOUND RESISTORS

SPIRAL WOUND. 1 WATT

5,000 ohms. 15 m/a.	}	1/- EACH
8,000 ohms. 15 m/a.		
10,000 ohms. 10 m/a.		
10,000 ohms. 10 m/a.		
20,000 ohms. 7.5 m/a.		
25,000 ohms. 7.5 m/a.		
50,000 ohms. 5 m/a.		

2 WATT

10,000 ohms. 15 m/a.	}	1/6 EACH
15,000 ohms. 15 m/a.		
20,000 ohms. 10 m/a.		
25,000 ohms. 10 m/a.		
50,000 ohms. 7.5 m/a.		
100,000 ohms. 5 m/a.		

BELDAS FIXED CARBON RESISTORS

Pigtails. 2 Watt. Carrying 8 M/A.

5,000 ohms; 10,000 ohms; 15,000 ohms;	
20,000 ohms; 25,000 ohms; 50,000 ohms;	
75,000 ohms; 100,000 ohms;	
250,000 ohms; 500,000 ohms	3/9

BELDAS FIXED RESISTORS

1 Watt, 1,000 ohms to 10 Meg.	1/-
2 watt, 1,000 ohm to 10 Meg.	1/6

BELDAS W.W. BIAS RESISTORS

0 to 500, 50 m/a.	1/-
0 to 500, 100 m/a.	1/3
550 to 25,000, 50 m/a.	1/2
550 to 1,000, 100 m/a.	1/8

R.C.S. FIXED RESISTORS

200 to 2,000, 50 m/a.	9d.
2,000 to 3,000, 50 m/a.	9d.
3,000 to 6,000, 50 m/a.	1/3
6,000 to 10,000, 50 m/a.	2/-
200 to 2,000, 100 m/a.	1/-

CARBORUNDUM RESISTORS

1,000 ohms.	50,000 ohms.	}	1/3 EACH
2,000 "	75,000 "		
3,000 "	100,000 "		
4,000 "	150,000 "		
5,000 "	200,000 "		
8,000 "	250,000 "		
10,000 "	500,000 "		
15,000 "	1 Meg.		
20,000 "	2 "		
25,000 "	3 "		
30,000 "	4 "		
40,000 "	5 "		

RADIOKES FIXED RESISTORS

1750 ohms	1400 ohms	200 ohms
1700 "	900 "	1600 "
1800 "	1350 "	300 "
1300 "	350 "	1800 "
350 "	1350 "	1750 "
300 "	1600 "	1350 "
1250 "	1700 "	1000 "
400 "	1900 "	300 "
1800 "	1400 "	850 "
3500 "	650 "	1900 "
850 "	1880 "	1500 "
900 "	800 "	1250 "
250 "	400 "	"
1350 "	950 "	"

NOW 1/- EACH

Mullard Resistors	1/6
With Pigtails	1/9
100,000 ohms, 250,000 ohms, 500,000 ohms.	



DE JUR Metalised RESISTORS

The Best Made.


1/6
each

10,000 ohm.	200,000 ohm
20,000 ohm.	250,000 ohm
50,000 ohm.	500,000 ohm
With Pigtails	1/9

VARIABLE WIRE WOUND RESISTORS

For Voltage Control, "B" Eliminators, etc.

0 to 200,000 ohm	4/6
0 to 500,000 ohm	4/6
0-1,000 ohm	
0-5,000 ohm	
0-10,000 ohm	
	4/3



Single Hole Mounting with Bakelite Knob supplied

"CHANEX" 500,000 ohm Potentiometers, as illustrated, 12/6. NOW 4/6

R.C.S. FIXED RESISTORS

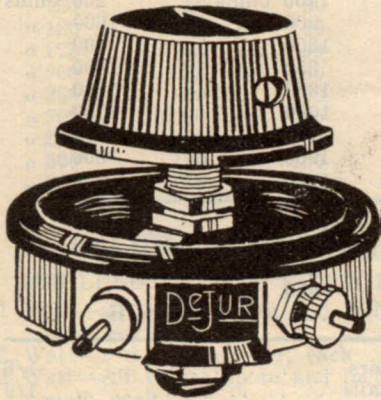
50 M.A. Type up to 2,000 ohms	9d.
100 M.A. Type up to 1,250 ohms	1/-
25 M.A. Type up to 10,000 ohms	1/6

A WIDE RANGE
OF

RHEOSTATS

FOR ALL RADIO
PURPOSES

DE JUR RHEOSTAT



DE JUR
Bakelite
Rheostat
With Knob
3/6
10 or 30 ohm.

AMSCO
30 ohm Midget
2/6

20 ohm Mid-
get Panel
Mounting
Rheostats,
Each 3/6

30 ohm Pilot
Rheo 3/6

30 ohm Variable Resistances, with knob to control. Midget type 2/6


Picolo Variable 30 ohm Rheostats, with porcelain base for Baseboard or Panel Mounting 3/6
Both with Knobs supplied.

RHEOSTATS

All Leading Makes. With Knobs supplied.

EMMCO—	
6, 10 and 30 ohms	3/6
MAGNUS—	
10 ohms	2/-
RELIANCE—	
10, 20 and 30 ohms	2/6
W.R.C. MIDGET—	
10 and 20 ohm	2/6
H. & H.—	
Air Cooled, 20 ohm.	2/6
ELECTRAD—	
10 ohm. Usually 3/6. NOW	1/6
MARWOL—	
6 ohm. Usually 3/6. NOW	1/9

DE JUR THERMOTROLS AUTOMATIC RHEOSTATS



1/-

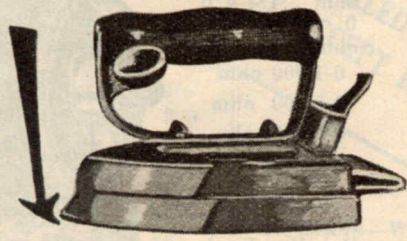
1/3

2/3 Complete
Fixed Filament Resistance.
There is a Thermotrol to suit every valve.

15/- EFCO CHROMIUM PLATED 15/- ELECTRIC IRON

THIS FEATURE OF A POINT OR "PROW" ON THE BASE IS IDEAL FOR IRONING AROUND AND UNDERNEATH BUTTONS.

OBTAINABLE AT LEVENSON'S



The special feature of this perfect Household Iron is the new point which the Black Arrow denotes. This enables the user to cover ground hitherto inaccessible with other makes of electric iron, such as seams, underneath the buttons, etc.

Regd. Design No. 10486. — 240 Volts, 550 Watts.

GUARANTEED FOR 12 MONTHS!

Australian Made by the

EFCO Manufacturing Co. Ltd.


Arncliffe, Sydney, N.S.W.

LEVENSON'S RADIO . . . WILL NOT BE UNDERSOLD

SWITCHES

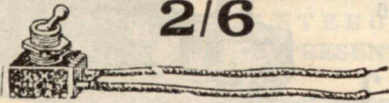
CUTLER-HAMMER KEY LOCK SWITCHES

GIGANTIC VALUE!




"Key Lock" type. Provided with two detachable keys. Safely lock your set preventing operation. Price, each, with two keys 2/6

A.C. TOGGLE SWITCH WITH PIGTAILS 2/6



Magnus Series Parallel Switch 2/6
Magnus Inductance Switch with 14 contacts 2/6


Magnus Switch Arm 9d. each




Nickel switch studs and nuts, dozen . . . 6d.
Nickel switch stops and nuts, dozen . . . 1/-
Levenson's invite Traders to send 2d. stamp for Wholesale Bargain List.



No. 1—2-WAY ROTARY SWITCH
Price 2/6



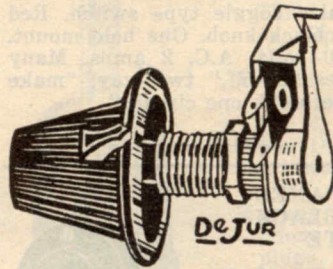
No. 4—D.P.S.T. ROTARY SWITCH
Price 3/-



No. 3—D.T.S.T. TOGGLE SWITCH. $\frac{3}{8}$ in. Neck.
2 Nuts 2/6 each



No. 2—2-WAY TOGGLE SWITCH. $\frac{3}{8}$ in. Neck.
2 Nuts 2/6
 $\frac{1}{2}$ in. Neck. 2 Nuts . . . 3/-

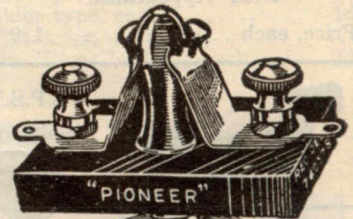


De Jur Filament Switches. One Hole Panel Mount, with positive contact.

2/3

SPECIAL TRADE PRICE IN QUANTITIES.

PIONEER BRITISH PUSH PULL BATTERY SWITCH



For High Power Heavy Duty Insulation.

PUSH PULL One hole Mounting.

Price 2/3

Small Type Toggle Switch
Auto Tail Light Type, 1/6

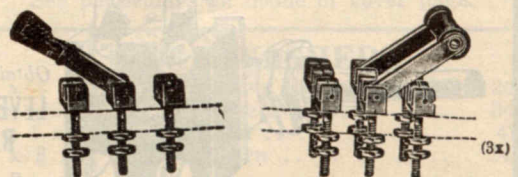


EMMCO BATTERY SWITCH

With on-Off Plate
PRICE 2/6

LIKE A FLASH TONE CONTROL SWITCHES
Four Point, One Hole Mounting 1/9
Handy for all Radio Experimenters.

MAGNUS TOGGLE SWITCHES
Flush Metal; Black Panel, marked "On" and "Off" 1/-



Panel Mounting S.P.D.T. Switches 1/9
D.P.D.T. 2/-
Mounted on Bakelite Base, extra 2/6

LEVENSON'S GUARANTEE A CHEAPER PRICE FOR EVERYTHING IN RADIO

HAKA TOGGLE SWITCH



Haka Toggle type switch. Red or black knob. One hole mount. 240 volts, A.C. 2 amps. Many uses "on-off," two way, "make one break one circuit."

PRICE 2/6

FRONT OF PANEL MOUNTING BLACK BAKELITE

ON-OFF SWITCH

Neat Appearance


Price, each 1/9




S.P.S.T. SWITCHES

On Fibre Base.


PRICE .. 1/3



WHITE SPOT Bakelite Knob Push-Pull Switch. Efficient in every way. Price, each 1/6




PUSH-PULL SWITCH



Hart and Hegeman push-pull switches with metal face plate and nickel plated knob push-pull type. Suitable car or radio use.

PRICE 1/- each



1/6

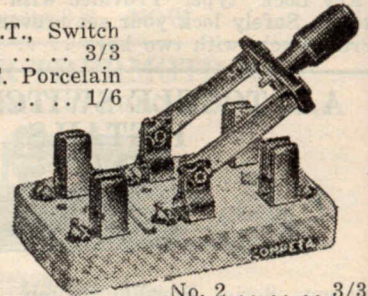
No. 1 1/6

No. 2: D.P.D.T., Switch Porcelain base 3/3

No. 1: S.P.D.T. Porcelain Switches 1/6

S.P.D.T. with Bakelite base

1/6



No. 2 3/3

(Includes Lightning Arrester spark gap)
S.P. Single Throw Switch, Porcelain Base 1/3

ROTARY and TOGGLE SWITCHES

Manufactured by

ALPHA ENGINEERING

CO. LTD.


62-68 LAYTON STREET,
Camperdown, N.S.W.

Telephone: L 2045


City Office and Sales Dept.:

30 GROSVENOR STREET, SYDNEY

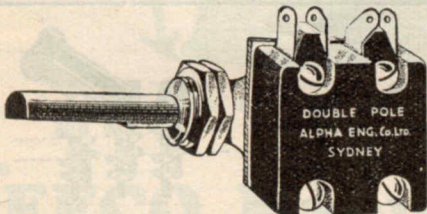
Telephone: B 4630



Double Pole, Single-Throw Toggle Switch. 3/4 in. Neck with two Hex. Nuts. Price .. 2/6 each.



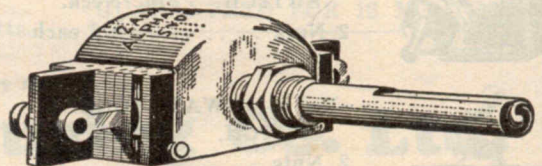
Two-Way Toggle Switch. 3/4 in. Neck with Hex. Nuts 2/6 each, 1/2 in. Neck with Hex. Nuts 3/-



Double Pole, Single-Throw Rotary Switch. Price 3/-

Obtainable at
**LEVENSON'S
RADIO**

Special Prices in Lots to suit Traders



Two-Way Rotary Switch. Price . 2/6 each

M.Q.S. 2-WAY HEADPHONE PLUG

This device is rugged and well designed and made to fit most standard types of jacks. Ample internal space permits of easy attaching terminal of two sets of circuits, the external dimensions being of such size as to make for easy insertion in and withdrawal from jack.

PRICE 1/9

CLIX SPIRAL WANDER PLUGS

Non-Solder. Red or Black ebonite ends. Ensure a rigid full-surface contact. The tubular plug has a helical cut.
3d. each.



ORDER DIRECT FROM THIS LIST. EVERYTHING GUARANTEED AS REPRESENTED.

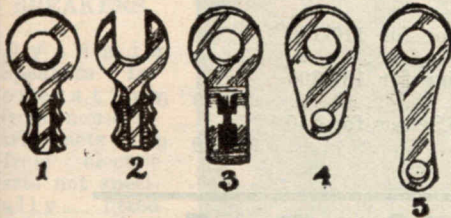
EYELETS

For Coil or Transformer making.

Dozen 3d. Gross 2/6

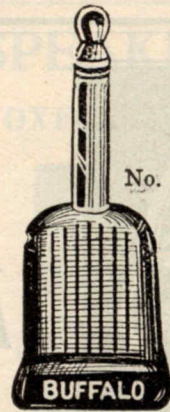
SPEAKER CORD EXTENSION COUPLINGS
Should you desire a neat combination to extend your Speaker Cord we can supply a neatly made Male and Female coupling for same. The full set of six Bakelite pieces cost 1/6

LUGS—SOLDER




- Flat Tinned, dozen 3d.
- Ringed each end, gross 2/3
- Open End Copper, small, 3d. doz. Large .. 6d.
- Open Ends Tinned, small 3d. doz. Large .. 6d.
- With Red or Black non-solder Ebonite Ends each 3d.
- Resin Core Solder, coil 6d.
- Solder Sets, complete 2/-
- Set of 9 Radio Drills 1/9
- Radio Breast Drill 5/6

SPEAKER OR PHONE PLUGS



- Like a Flash Bakelite Tubular Base Phone or Speaker Plug. No. 5 1/9
- Buffalo Bakelite and Metal, standard size, No. 4 1/6
- Alpha De Luxe phone or speaker plug, No. 2 1/9
- Magnus Multi Point phone or speaker plugs, No. 1 3/6
- Like a Flash with fixing terminals, No. 3 2/6
- Non Solder phone tips, each 3d.
- Speaker Tips, solder type, each 1d.
- Speaker Cord Extension Adapters 1/6
- Porcelain, Double Wire Joiners, each 3d.



- No. 2 1/9
 - No. 3 2/6
 - No. 1 3/6
 - No. 5 1/9
-
- ### NEW SPEAKER PLUGS
- For Dynamic Speakers
- 4 prong, 5 prong and 6 prong Speaker Plugs 1/-
 - 7 prong Speaker Plugs 1/6
 - Sockets to suit, 4, 5 and 6 pins 9d.
 - 7 pin 1/-

MONEY FOR YOU!

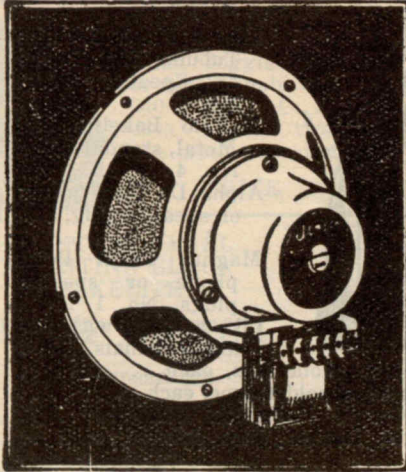
Know all about the PUNCH BOARDS and DIGGAR BOARDS Hotelkeepers and Tobacconists specially note.

See particulars on inside of cover page.

FIBRE WASHERS

- 1/4 x 1/8 x 1/32 inch, dozen 2d.
- 3/8 x 5/32 x 1/32 inch, dozen 3d.
- 1/2 x 1/4 x 1/32 inch, dozen 4d.
- 3/4 x 3/8 x 1/16 inch, dozen 5d.

Giant Packet of ASSORTED SOLDER LUGS. A year's supply for experimenters. Packet—1 gross 2/6



Retail Price of Jensen Dynamic Speakers

Jensen Speaker Service Charges:

TYPE D17
New Cone, 12/9;
Rewinding Field, 10/6; New Input Transformer, 7/6; fitted, 10/6.

TYPE D9
New Cone, 19/-;
Rewinding Field, 12/9; New Input Transformer, 7/6; fitted, 10/6.

MIDGET TYPE
New Cone, 7/6;
Field Coil, 7/6;
New Input Transformer, 7/6; fitting, 8/6.

5½ inch T1, 2,500 or 8,000 ohms	£1 5 0
7¼ inch D-17, 2,500, 4,500 or 8,000 ohms ..	£2 5 0
<hr/>	
10 inch D-9 2,500, 4,500 or 8,000 ohms ..	£3 5 0
10 inch D-8 Concert Unit 6 volts D.C.	£7 10 0
10 inch D-8 Concert Unit, 12 volts D.C.	£7 10 0
10 inch D-8 Concert Unit, 32 volts D.C.	£7 10 0
10 inch D-8 Concert Unit, 2,500 ohms	£7 10 0
10 inch D-8 Concert Unit, 4,500 ohms	£7 10 0
10 inch D-8 Concert Unit, 8,000 ohms	£7 10 0
<hr/>	
10 inch DA-8 Auditorium Junior for 110-180 volts D.C.	£13 0 0
10 inch DA-9 Auditorium Junior for 180-300 volts D.C.	£13 0 0
10 inch DA-9 Auditorium Junior Unit for 240 volts A.C.	£20 0 0
<hr/>	
12 inch DA-6 Auditorium Senior for 110-180 volts D.C.	£20 0 0
12 inch DA-7 Auditorium Senior for 180-300 volts D.C.	£20 0 0
12 inch DA-7 A.C. Auditorium Senior for 240 volts A.C.	£25 0 0

International Radio Co. Ltd.

Send
for
Free
Catalogue

254 Castlereagh St., Sydney
403 Bourke St., Melbourne
Brunswick Buildings, Queen Street, Auckland, N.Z.

A Fine Assortment of LOUD SPEAKERS to Suit all Sets

SPEAKERS

The most wonderful range of Loud Speakers ever offered to the public. Every possible and available type of Dynamic, Permagnetic, Horn and Cone Speakers in stock.

Speaker Units of all types and makes, Cones and Cone Papers, etc., at prices that defy competition.

Remember this. Should you be discontented with any Speaker purchased at Levenson's, you have the right to exchange same within 7 days. What could be fairer?

We have installed a Gigantic Baffle Board in our Main Store where you may hear every available make of modern speaker before you make your selection.

VARIOUS TYPES OF DYNAMIC SPEAKERS

25/- SPEAKER TYPE "M" 25/-


that operate from a 6 volt Accumulator. The Ideal Countryman's Dynamic Speaker. All Reconditioned as New. Special Offer . . . 45/-

AMPLION MIDGET DYNAMIC

Overall Diameter 5 inches. Cone 4½ inches. Available in 6 volt Field. Also 1250 ohms, 2,500 ohms and 7,500 ohms.

OXFORD SPEAKERS

Dynamic Speakers for operation from non-electric sets or from electric sets not specially fitted with outlets for dynamic field supply.




NOW 63/- to Clear. Were £6 and £9

LIKE A FLASH PERMAGNETIC SPEAKERS . . . £3

Latest Model. For Battery Set Operation.

LEVENSON'S RADIO . . . WILL NOT BE UNDERSOLD

OXFORD DYNAMIC SPEAKERS



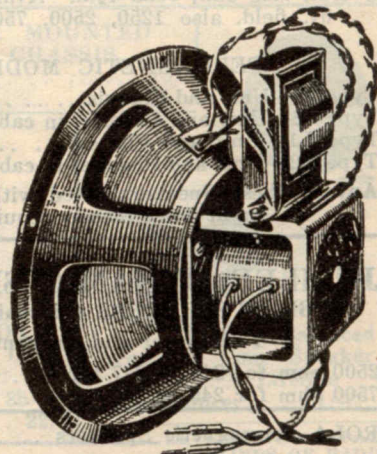
These speakers have their own transformers, rectifier and filter system. One lead plugs into your power point and the other connects to your set in the same manner.

63/- to clear

Were £6 and £9 each

"LIKE A FLASH" DYNAMIC SPEAKERS

D.C. Dynamic Speakers for operation by connection to power packs of A.C. Receivers. Very powerful. Full range and natural tone, any type always on hand. 2,500 or 7,500 - 8,000 ohm. Penthode or 245 types.



12 months' guarantee. Could you wish for more?

7-inch Model, 2500	24/6
7-inch Model, 7500	24/6
11-inch Model, 2500	27/6
11-inch Model, 1200	27/6
11-inch Model, 7500	27/6

All Australian Manufacture

STOP PRESS!

Like a Flash Midget Dynamic Speakers . . . 19/6

For all types of A.C. sets — 5 inch Model

LATEST MODELS IN
AMPLION SPEAKERS

DYNAMIC TYPES

- N6A—For Automobile Radio, 6 volt field, 4 ohm resistance 42/-
 - N6V—For Battery Sets, 6 volt field, 8 ohms resistance 42/-
 - N32V—For operation from Country Lighting Plants, 32 volt field, 200 ohms resistance 42/-
 - N125—For 1933 Standard Electric Receiver, 1250 ohm field 48/-
 - N25—For Electric Receivers, 95-155 volt field, 2500 ohms 42/-
 - N45—For Loftin White Electric Receivers, 140-230 volt field, 4500 ohms 42/-
 - N75—For Electric Receivers, 180-300 volt field, 7500 ohms 42/-
- All fitted with Speaker Cord and Plug.

DUAL DYNAMIC TYPE

- DK-DN.125—Dual Speakers, 2500-7500 ohms £4 15 0
- DKDN.25-75—Dual Speakers 1250-1250 ohms £4 15 0
- DK-DN.075—Dual Speakers, 750-750 ohms £4 15 0

AMPLION MIDGET—TYPE "M"

Overall size 5in.; cone 4½in. Available in 6v. field, also 1250, 2500, 7500 ohms 25/-

PERMAGNETIC MODELS

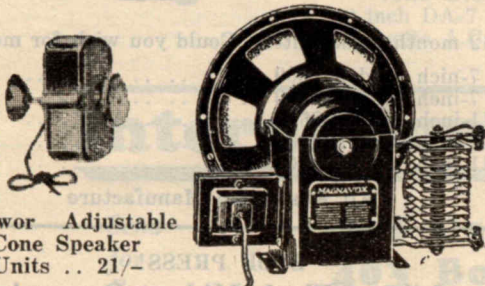
- Type 01—Unit and Chassis £3 17 6
 - Type 02—Unit and Chassis, in cabinet £5 17 6
 - Type L1—Unit and Chassis £5 0 0
 - Type L2—Unit and Chassis, in cabinet £7 0 0
- Any of these Speakers fitted with any type of Input Transformer required.

JUBILEE DYNAMIC SPEAKERS
JUBILEE SPEAKERS (Chromium Plated)

Full Power and Guaranteed

- 2500 ohm for 245 or 247 tubes 65/-
- 7500 ohm for 245 or 247 tubes 65/-

ROLA Permagnetic Speakers 67/6



Grawor Adjustable Cone Speaker Units . . 21/-

Traded in and now as new. Reconditioned Magnavox Dynamic Speakers. A.C. Models 45/-

Or to operate from a 6-volt Accumulator. 45/-

PHILIPS MAGNUM DYNAMIC SPEAKER

- Type 150, 6½in. Cone, 2500 ohm. 50/-
- Type 154, 8in. Cone, 2500 ohm 54/6
- Type 172, 10½in. Cone, 2500 ohm 74/6

DUAL DYNAMIC SPEAKERS

As used on all high-class Receivers where a reproduction of every note at its correct value is essential.

- Combination A.—Comprising two Type 150 (6½ in. Cone) Speakers £4/11/8
- Combination B.—Comprising one Type 150 (6½ in. Cone) and one Type 154 (8in. Cone) Price £4/16/3
- Combination C.—Comprising two Type 158 (8in. Cone) £5/0/6
- Combination D.—Comprising one Type 154 (8in. Cone) and one Type 152 (10½in. Cone). Price £6/1/-

For best results we strongly recommend either Combination "B" or "D".

PRECISION BUILT


Genuine HEGRA—Original Dynamic Speakers.

Easily the foremost of Dynamic Speakers. Includes Dry Rectifier. Operates from 240 A.C. Wonderful Value. NOW 90/-

Cast Aluminium Speaker Chassis—9 inches wide; 3½ inches deep 2/6
No Cone.

Ready-made Cone and Baffle—12 inches square 5/6
With All Fittings.

Celotex Baffle Boards, 18 x 15 inches, 7 inch hole 2/6



ORMOND PERFECT CONE SPEAKERS 45/-

Just to hand. In handsome Cabinet. British and Best.




Grawor 4-pole Adjustable Cone Speaker Units, perfect reproducers 25/-



Blue Spot 66R Cone Speaker Units. Our Price only 30/-

Reductions in R.C.A. Speakers

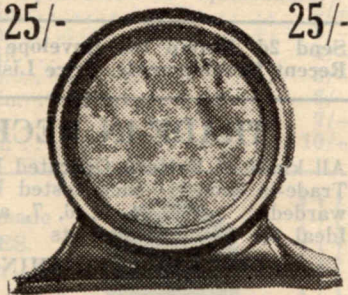


R.C.A. Model 100B Magnetic

The Radiola Model 100B Speaker is one of the most popular magnetic reproducers on the market. The unit, one of the finest made, is housed in a cabinet of modernistic beauty. Thousands of these speakers have been sold for many times our extraordinarily low price. Ideal for use as an "extra" speaker with any radio, A.C., D.C., or battery operated. Capable of withstanding considerable volume without distortion. Each of these speakers is packed in its original factory sealed carton. Price £3

TIMMONS CONE CHASSIS

As illustrated.
Complete
Speaker in
Metal Cabinet
25/-



Same speaker
without metal
cabinet com-
prises—
Special Cone;
Large Steel
Magnet;

Heavy Coils.

COMPLETE
CHASSIS
ONLY

TIMMONS SPEAKER
Housed in Metal Cabinet;
Gold Braid Grille

22/6 Price . . . 25/-

BRANDES AMERICAN CONE SPEAKER CHASSIS

Mounted. With Output Transformer to safe-guard speaker against excessive flow of current. Size of Baffle: 18 x 12 x 6 inches. Usually 50/-
NOW 25/-

From our Branch, Radio Cheapside, 240A Pitt St.

TRADE-IN RECONDITIONED SPEAKERS

All types and models, 10/-, 15/-, 17/6, £1, 25/- 30/-
We select for you with the right of exchange if not to your satisfaction.

CABINET SPEAKERS


Always a stock of all types. Reconditioned. Were up to £5/5/-. Now 25/- and 30/- each Just like New. Guaranteed 12 months.



BLUE SPOT 66K CONE SPEAKER UNIT

30/-

30/-

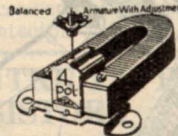
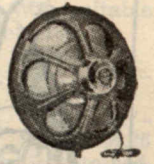


GRAWOR MOUNTED CONE CHASSIS

Price 15/-
Units 21/-




SEERAVOX
Silver Cone Loud
Speaker.
Adjustable, 35/-
NOW 22/6



HEGRA
4-Pole
Balanced
Armature Cone Speaker
Unit. A Lifelike
Reproducer . . 21/-

LEVENSON'S REPAIR ALL KINDS OF RADIO EQUIPMENT

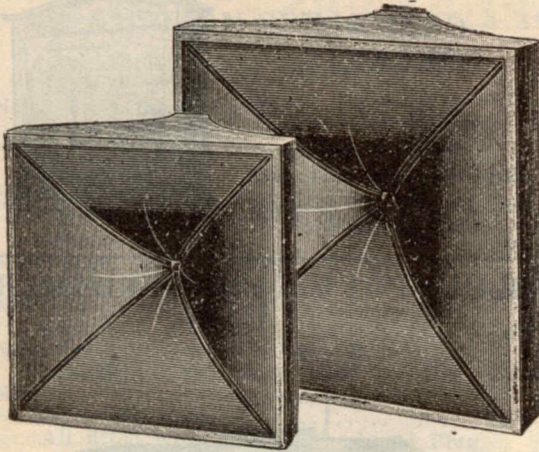
Specialising in the adjusting and repairing of Gramophone Pick-ups. All kinds of Dynamic Speaker Transformers and Field Coils made to order or repaired. Quotations with Pleasure.



GRAWOR ORCHESTRA SPEAKER . . £3

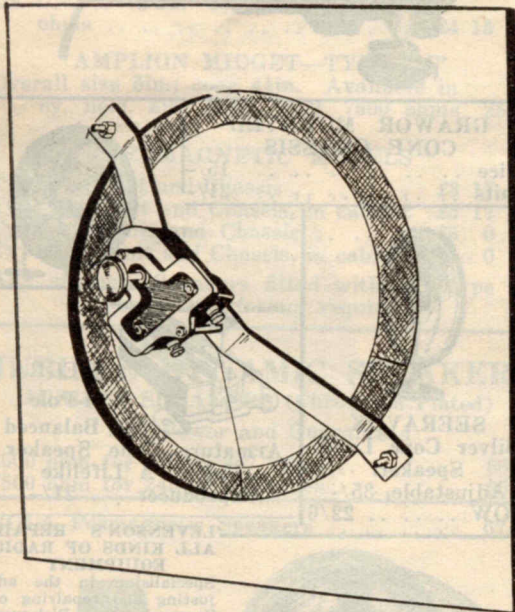
Old Gold with Sectorphane Cone. This superb speaker has beauty of tone and appearance.

BETTER THAN DYNAMIC



SECTOPHANE SPEAKER CHASSIS
11 1/2 inches square. Fitted with monster
steel 4-pole Unit 40/-

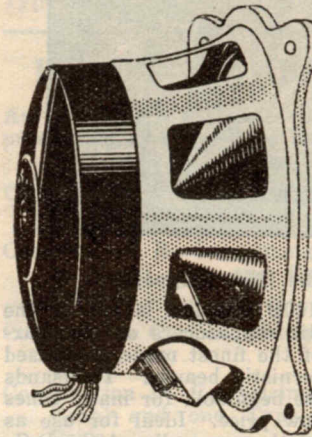
SPEAKERS FOR CABINET MOUNTING



ORMOND 4-POLE UNIT.
Famous throughout the country for Punch,
Power and Purity.
The Ormond Cone Unit and Chassis has by reason
of its amazing worth and value proved to be the
most popular. It is a product worthy of the
Ormond Reputation.
Amazing performance combined with remark-
able low price makes the Ormond Cone Unit and
Chassis most attractive. Complete . . . 30/-
Includes 12 1/2 inch square Baffle Board. Total
Depth is 15 1/2 inches. Unit is adjustable.
UNIT ALONE AVAILABLE AT 17/6

LEVENSON'S PORTFOLIO OF A.C. CHARTS
SIMPLE EASY TO FOLLOW LAYOUTS.
2.5 Series or 4 volt Series. Were originally 2/6.

NOW 1/- EACH



SAXON MIDGET
SPEAKER .. 19/6
Specially designed
for Automobile
Radio. 6 volt field.

New JENSEN D17
Auto Dynamic
Speaker Chassis
35/-

With 6 volt field and
mounting bracket.
Specially designed
for Automobile
Radio

TRIOTRON

HIGH GRADE 4-POLE DOUBLE BALANCED
CONE SPEAKER UNIT

With large Magnet. A most excellent piece of
workmanship. A Great Reproducer . . . 30/-

Send 2d. Stamp for Envelope of Radio's Most
Recent Developments. Price Lists Pamphlets, etc.

TRADE-IN RECEIVERS

All kinds of Battery Operated Radio Receivers—
Trade-in models—each tested before being for-
warded . . . 3, 4, 5, 6, 7, and 8 valve Sets.
Ideal for Country districts

FOR NEXT TO NOTHING PRICES!

NATHANIEL BALDWIN LOUD
SPEAKER UNITS

Baldwin products are famous in the radio field.
These units incorpor-
ate the latest develop-
ments of the most
critical tone enthusiast.
New added improve-
ments, capacity and
tonal range. One of
the finest units built.
Ideal for use with ex-
potential horns or use
in automobile receivers.



Lowest price ever
quoted. Extra large
size. Price . . . 45/-
NOW 15/-

ANY SPEAKER EXCHANGED IF
NOT UP TO EXPECTATION

LEVENSON'S GUARANTEE A CHEAPER PRICE FOR EVERYTHING IN RADIO

CONE SPEAKER UNITS AND Baffles

- 12 x 12, lin. with 7in. hole 2/6
 - 18 x 18, lin. with 7in. hole 4/-
 - 24 x 24, lin. with 7in. hole 6/6
- Or 1/6 per square foot. Holes cut to order at a cost of 1/-

BAFFLE BOARDS FOR SPEAKER MOUNTING CELOTEX Baffle Boards

Ready Made or Cut to Order



As a sounding board its qualities are most ideal, a fact which is borne out by its extensive use in the studios of broadcasting stations. The most expensive receiver console speaker compartments are lined with Celotex. Standard size Baffle 15 x 18 x 3/4 inch 2/6
7 inch hole.

Same sizes double thickness, double the price. Odd sizes cut but charged for at rate of next largest stock size.

All 1/- extra with standard Aperture Cut

- 12in. x 12in. x 3/4in. 2/-
- 12in. x 24in. x 3/4in. 3/-
- 18in. x 24in. x 3/4in. 4/-
- 24in. x 24in. x 3/4in. 5/-
- 24in. x 30in. x 3/4in. 6/-
- 24in. x 36in. x 3/4in. 7/-
- 36in. x 36in. x 3/4in. 10/-

Ready-made
CONES
10 1/2 inch 3/6
12 inch . 1/6
Cone Washers
pair . . . 1/-



GOLDEN BROCADED GRILLE CLOTH FOR CABINETS

For back of Speaker Frets
24 inches wide

Price . . . 1d. per running inch



CARBON GRANULES

High Class English, per 1/4 oz. 2/6
May be used in hundreds of different ways.

BELL PUSHES

- Small Bakelite Bell Pushes 1/6
- Small Bakelite Bell Pushes, with White Button 2/-

SPECIAL SPARK PLUGS FOR AUTO SETS

Special Champion Spark Plug fitted with Suppressor Resistance for Automobile Radio Set. List Price, each 8/6

WESTINGHOUSE ELECTRIC FANS

A.C. AND D.C. TYPES

- RR—8in. Non Oscillating (A.C. only) £2 10 0
 - RR—8in. Oscillating (A.C. only) . . . £3 7 6
 - RR—10in. Non Oscillating £4 0 0
 - RR—10in. Oscillating £5 2 6
 - RR—10in. Oscillating Ivory £5 10 0
 - RR—12in. Non Oscillating £6 5 0
 - RR—12in. Oscillating £7 0 0
 - RR—16in. Non Oscillating (D.C. only) £6 10 0
 - RR—Oscillating £8 5 0
 - RR—36in. Ceiling £11 0 0
 - RR—52in. Ceiling £16 0 0
 - RR—12in. Exhaust £9 10 0
 - RR—16in. Exhaust £10 0 0
 - RR—16in. Rotaire £12 0 0
- The above fans will not operate as universal fans.

THE "WESTECTOR"

A development of the well-known Westinghouse Metal Rectifier, suitable for the rectification of high-frequency currents.

- Model W.4: Half-wave type 15/-
- Model W.6: Half-wave type 15/-
- Half-wave Westector, type W.4 or W.6, suitable for use in place of a diode detector.
- Model WM.24: Full-wave centre tapped type 21/-
- Model WM.26: Full-wave centre tapped type 21/-
- Centre-tapped Westector WM.24 or WM.26 (actual size). Full-wave rectification is obtained, and these types can conveniently replace a duodiode detector valve.

R.C.S. CENTRE TAPPED RESISTORS

Fit directly across filament valve contacts eliminating need for long pigtails.
20 ohm and 50 ohm, each 9d.

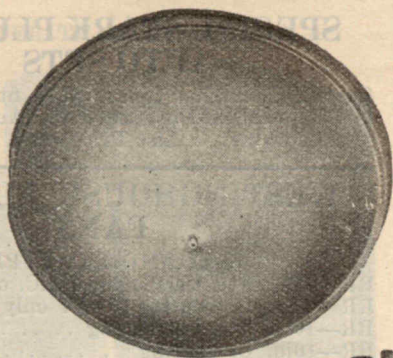
The New R.C.S. Line Filter 20/-

RADIO EXPERIMENTER'S TOOL KIT . . . 15/- the Lot


- 1 Solder Iron.
- 1 Coil Resin Core Solder.
- 1 Tin Tinka Solder Flux.
- 1 Pair Special Radio Pliers.
- 3 Small Radio Screwdrivers.
- 1 Radio Combination Tool—Screwdriver, Wire Insulation Stripper, etc.
- 1 Pair Heavy Pliers with Shock-proof Insulated handle.
- 1 Pair Extra Lnog-nosed Radio Pliers.
- 1 Radio Metal-cutting Saw with extra blade.
- 1 Card of Radio Metal Drills.
- 1 Pair of Insulated Valve and Set Testing Leads.

**AMPLION
"G"
CONE
SPEAKER**

Fine for
Portables
or for
extra
Speakers
in every
room.




10/6



Showing
Speaker in
Unassembled
form.

10/6

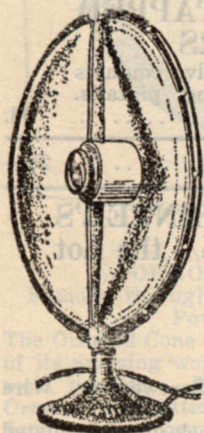
8/3 in lots
of 6 to
Traders



"ELODEN" CONE LOUD SPEAKER

Beautiful Cabinet. Excellent Reproduction.

Selected by authorities in Germany for installation on the recent World Tour of the Giant Graf Zeppelin. Usually £4/4/- NOW ..30/- & 35/-



**SEERAVOX CONE
SPEAKERS**

Imitation of Famous "Sferavox" Speaker.

Silver Cone. Was 35/-
NOW 22/6

Thousands of Speakers at—
LEVENSON'S

... To suit every pocket!

**WE GUARANTEE A
CHEAPER PRICE!**

1500 TRADED-IN LOUD SPEAKERS

Horn or Cone Types. Reconditioned as New
Prices: 7/6, 9/6, 11/6, 12/6, 15/-, £1, 25/-
Country Customers — We Select For You



Genuine French SFERAVOX

Silver Cone — Silver Tone
Loud Speakers

Original Price £3/3/-

NOW 30/-

Traders and Set Builders—
Send for our Special Trade
Bargain List.

STOP PRESS

**NEW "AW" EFCO ALL WAVE
BACK PANEL DIAL 9/-**

The speed ratio permits ease of short-wave tuning with ample Vernier motion, yet is quick enough for normal tuning.

"WIRELESS WEEKLY" CIRCUITS

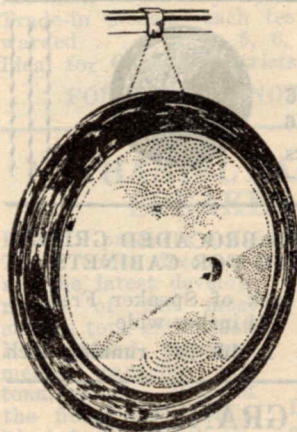
6d. EACH ——— FREE WITH KIT

- The Midget Super-Het. 4-5 A.C. Radio.
- The Reaction 3 A.C. Radio.
- The Standard All Wave 10-11 A.C. Radio.
- The All Wave De Luxe 8-9 A.C. Radio.
- The International All Wave 6-7 A.C. Radio.

FINE ART CONE SPEAKER

Extra Fine Tone. Special Lever Control, adjustment allows matching to any set. Were 84/-.

Now £1



**AMPLION
A.C. 2 and A.C. 21
Speakers**

Reconditioned, as
new .. 25/-

Guaranteed Perfect.

Thousands of Cone
or Horn Type
Speaker Units.
Reconditioned as
new.

PRICES


7/6, 10/- and 15/-
each



**OUR
"BUILD YOUR OWN RADIO"
SECTION WILL INTEREST YOU**

PAGES 133 TO 194

LEVENSON'S GUARANTEE A CHEAPER PRICE FOR EVERYTHING IN RADIO



**"GRAWOR" FREE
EDGE CONE
CHASSIS 15/-**

Diameter 11½ inches.
Fitted with units
21/- extra.

"GRAWOR" VIERPOOL CONE SPEAKER
Adjustable. Giant Magnet. Price .. 25/-

15/- WATES 15/-
Double cone chassis. Small
and large cone covers, com-
plete tonal range.
NOW 15/-
Units to fit. 17/6

**FABRIC CONE
AND BAFFLE
MOUNT ... 5/6**
12in. Diameter.
with all neces-
sary fittings.

See page 88 — Levenson's 10-Ton Auction Buy
of PHILIPS RADIO GOODS

Parts to assemble Philips

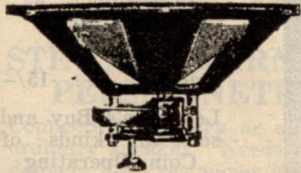
"MID-POT" DYNAMIC SPEAKER . . 5/-

Everything included excepting Input Transformer
and Field Coil.

Input Transformer 7/6 extra with kit

Ready Assembled—

Field Coil only: 7,500 ohms, 28/9; 1,250 ohms,
21/9; 1,500 ohms, 20/3; 2,500 ohms, 24/-



**ORMOND 10½-INCH
ALUMINIUM
CONE CHASSIS**

Price 10/6

**TIMMON'S MAGNETIC CONE
SPEAKER 22/6**

Remarkable.
Just Like a Dynamic.

Unit only 25/-

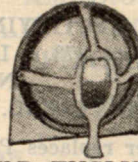
In Metal Cabinet.

Original List Price, 63/-



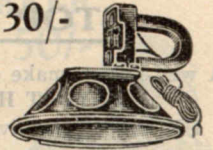
Oddments in Reconditioned Cone Units,
Price, 10/- and 15/-

W.B. Speaker
Unit 17/6
Chassis 13/6




**W.B. ENGLISH
CONE CHASSIS
ASSEMBLY AND
MOUNTING .. 13/6**

30/-



**STEWART
WARNER
DYNAMIC CONE
SPEAKERS**
Unit with Chassis.
Price 30/-
Lots of 3, 25/- each



21/-

**"GRAWOR"
HIGH GRADE
CONE
SPEAKER
UNITS**
Perfect
Reproduction


Now 21/-
W.B. Cone Unit to
fit 13/6

**"GRAWOR" DOUBLE
MAGNET CONE
SPEAKER UNIT**

Balanced armature move-
ment. A highly recom-
mended piece of work-
manship. Superb Tone.

Now . . . 21/-

**R.C.A. 100B American
Cone Speakers**
Now 60/-



**GRAWOR 4-POLE
DE LUXE CONE
SPEAKER UNIT .. 25/-**

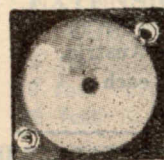

This is marvellous value.
Extra large magnet.

**SPECIAL LINE TO
CLEAR**

**MAGNUS Horn Type
Speaker Units, 21/-**

NOW 5/-

Celotex Baffle Boards, 18 x 15 inches. 7
inch bore 2/6



**ORMONDE FLOATING
CONE**

With Centre Fitting
10 inch

Price 2/6

STOP PRESS — Two Specials

A well-known make of

4-VOLT HALF WAVE RECTIFYING VALVES

UX Base. Equivalent to Philips 373. Listed to sell at 18/-
NOW 10/- EACH NETT

NEW AND TESTED.

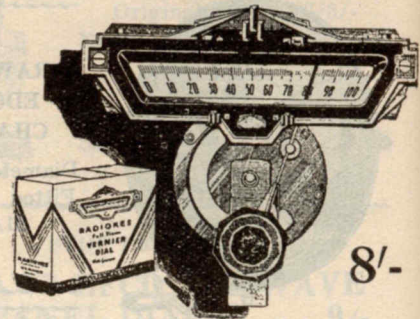
Also a Full Wave 4-Volt Rectifier replaces Philips 506—UX Base
NOW 7/6.

PHILIPS MANUFACTURERS' TYPE RELIABLE AUDIO TRANSFORMERS

(As used in Philips Radioplayers)

IN METAL CASE WITH MOUNTING BRACKETS 6/-

Special



8/-

RADIOKES FULL VISION DIALS,
as illustrated, 8/-.

Also inclined 8/ or half-circle full vision,
6/-.

All Complete with Lamps and Knobs.

THE PRIZE WINNING CONE CHASSIS

Easily the very best cone. Suspended by leather edge.
Beautifully finished throughout. Worthy of the best Set and Unit.
12-inch Diameter. NOW ONLY 17/6

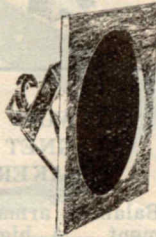
Special

ENGLISH W.B. MOUNTED UNIT AND CHASSIS

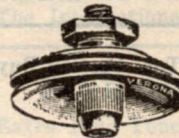
Were 65/-

New and Tested. Guaranteed.
Size of Chassis: 12in. x 12in.

NOW 30/-



NON SOLDER CONE WASHERS 1/-
Has Jaws to grip Reed.



Small size . 1/-
Large size . 1/6




BAKELITE SPEAKER OR PHONE CORD JOINERS

Plug-in tips each end.

DYNAMIC SPEAKERS

A Well Known and Trusted Make. Guaranteed
12 months.

- Midget size, 5 inch cone 19/-
- Type 18, 7 inch cone 29/9
- Type 9, 10 inch cone 47/3




Peerless Speaker Plug

Solidly constructed, perfectly threaded cap. minimum projection from chassis.
4-pin 3d
5-pin 15d
6-pin 1/-
7-pin and 7 special pin 1/-

A Real Novelty Loud Speaker

Imported to sell at 65/-. NOW TO CLEAR
15/- EACH

Much the size of an ordinary mantel time-piece. Splendid reproducer for all type Battery Sets. Neat and Novel Mottled Slate coloured. Marble-like Composition.




BETECO SMALL CONE SPEAKER

In Cabinet, as illustrated Adjustable.

Price 15/-

Levenson's Buy and sell all kinds of Coin Operating Machines
Inquiries Welcome



TRIOTRON

Cone Unit and Chassis
Very Sensitive
Made in Austria.
25/- each

TRIOTRON
Magnetic Cone Type Loud Speaker, new design . . 25/-

COUNTRY CLIENTS REMEMBER!!

We will select from stock for you any speaker—New or Traded-in Reconditioned Models—to suit your pocket. We extend this privilege to our clients. Should you not be perfectly satisfied with your Speaker purchase after 7 days of receipt of same, we will gladly exchange for full purchase price on the understanding the article is in the same condition as we delivered.

LEVENSON'S GUARANTEE A CHEAPER PRICE FOR EVERYTHING IN RADIO

PHILIPS DYNAMIC SPEAKERS


In beautiful metal and bakelite case. Stands 29 inches high.

Model 2071 — list price, £19/10/-

Levenson's Price, £3/5/-

Permagnetic Model, 2012, equivalent to above, but not dynamic, employing instead a special development of Philips which gives a "dynamic" result. It is built on the magnetic principle, but the magnet is of tremendous size and of first quality steel. This, together with the improvements, result in a wonderful speaker. Particularly suited for country sets where A.C. current is not available. List price, £14/10/-


Levenson's Price £3/5/-



75/-

HAVE DYNAMIC TONE FROM YOUR BATTERY SET

30/-



STEWART WARNER AMERICAN PERMAGNETIC SPEAKERS

Connects to battery or all-electric sets just like ordinary speaker. Needs no electrical energising delivers deep resonance and solid tone. Originally £4/4/- NOW only 30/-
In Lots of 3 to Traders 25/- each

From our TRADE IN SECTION we are able to choose for you a very fine reconditioned HORN OR CONE TYPE SPEAKER to suit your pocket. Splendid Models are available at 10/-, 15/-, 17/6, £1, 25/- and 30/-

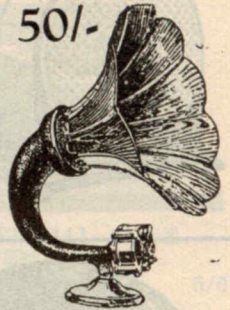
AMPLION OAK FLARE LOUD SPEAKER

AMPLION A.R. 19 LOUD SPEAKER

Oak Flare.

Now 50/-

Lots of 3 to Traders, 35/- each



50/-

RUSH YOUR ORDER AT THIS PRICE!

Eliminate your worst Radio Enemy—Line Noises and all man-made Static. Ready to Install.
SENIOR TYPE 25/-
New Type 17/6

SPEAKERS AND UNITS

Amplion Large Oak Flare Loud Speaker

AR23 CONCERT MODEL

£9/9/-

Price to Clear £4

Amplion AR19 Usually £6/10/-

Our Price 50/-



LIKE A FLASH FABRIC COVERED SPEAKER LEADS


FOR DYNAMIC SPEAKERS
4-ways, with plug and socket, 1 yard lengths, 4 separate coloured leads . . . 3/9
High Grade Insulated Leads, 4 separate colours 5/6

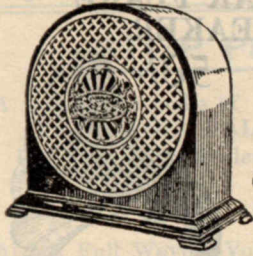
IF YOU USE A HORN OR CONE TYPE SPEAKER

Improve results; protect your speaker. Have purified tone by using a Philips Tone-purifying Overplug, 7/6. NOW 2/9
Plugs into speaker jack phone plug, plugs into "overplug."

SPEAKER EXTENSION CORDS

5 feet . . . 1/3
10 feet . . . 1/9
20 feet . . . 2/3 Speaker Tips . 1d. each





**Large AMPLION
RADIOLUX
LOUD SPEAKER**


Usually £6/10/-
NOW £3

Trade-in Models 35/-
Condition Perfect.



**BEAUTIFUL
LOUD
SPEAKER**

Due to purchase at auction of these Philipsbakelite Cone Frames, we are able to offer fitted with high quality English Cone and Unit at . 35/-



**The Original
Beautifully Built**


**MUSIC MASTER
LOUD SPEAKER**

Wood Flare. Splendid reproduction.

Original Price
£9/9/-

NOW 30/-

**MUSIC
HORN
SPEAKER!**




**TIMMONS
CONE CHASSIS**

Metal Chassis, special cone — large steel magnet, heavy coils.

Original Price,
£3/3/-

Sane Profit
Price . . 22/6



**"BRAND NEW"
R.C.A. 103**

**"Decorative Magnetic
Speaker"**

PRICE 50/-

A decorative Speaker of beautiful design as well as superb in its ability to reproduce music and speech faithfully.

Size 15 inches high x 13½ inches wide x 6 inches deep. "All Brand New"—Individually packed. Special Price in Trade lots of 3 .. 35/- each

**AMPLION
AR88 METAL
FLARE
SPEAKER**

With extra large metal clad unit. Life-long guarantee. Specially suitable for use in districts where moisture-laden air exists.

Special Price,

30/-

**WE WILL NOT
BE
UNDERSOLD**

Never a
Speaker
with better
tone than
this.




30/-

Special Price in lots of 3 20/- each

Oddments in Reconditioned
**BLUE SPOT
UNITS . 15/-**
Each guaranteed perfect.

15/-



Metal Speaker Cradles to hold Cone Paper.
9 inch diameter 2/6

**SAXON DYNAMIC
SPEAKERS**

All ohmages.

Midget Model, 19/6
7-inch Model, 25/-
10-inch Model, 27/6

PAGE 88

**Will be Sure to
Interest YOU!**

Levenson's buy 10 Tons
of Philips Radio Goods
at Auction.

See Remarkable Offers



£3

Genuine
GECOPHONE

Height . . . 21½ inches
Diameter . . 16¾ inches
This speaker finished
in rich Coin Bronze.
Will harmonise with al-
most any furnishing
scheme

Usually . . . £8/8/-
Now . . . £3

A few only to clear.
Rush Your Order.

SPEAKER REDUCTION

AMPLION "G" TYPE CONE LOUD SPEAKER
Diameter of cone, 10½ inches. Suitable for
hanging or for mounting into cabinet.
15/- advertised everywhere. Levenson's Sane
Profit Price, each 10/6
Shopkeepers—Buy 6 at 8/3 each



Philips 7¼in.
Floating Cone
for Cone
Speakers
With washers.
Approx. 3¼in.
Deep 1/6

CONES, CONE PAPERS, CONE WASHERS

Like a Flash Ready Made Cones—
9 inch 1/3

"Crown" New Type Potentiometer

Wire wound. 2500, 5,000, 10,000 ohms.
3/9 EACH

In Moulded Bakelite Case. One Hole Mounting


You can Build Your Own Speaker and Save Money!

CONES, CONE PAPERS AND CONE WASHERS AND REEDS

Like a Flash "Kraflite" special weather resisting
Cone Paper with all directions for Cone making.
12 x 12 inch, per sheet 1/-
18 x 18 inch, per sheet 1/6
Six Sixty Cone Papers, ready laid out to cut and
stick or stitch—
12 inch 1/9
19 inch 2/9
Cone Speaker Washers, per pair 1/-

PHILIPS 7¼-INCH FLOATING CONE

From PCJJ Speakers. With Washers attached.
PRICE 1/6
Philips Ready Made Floating Cone to fit Philips
Type 2108 Cone Speaker 2/3



LIKE A FLASH UNIVERSAL CONE SPEAKER ASSEMBLY.

With all Fittings 5/6
or fitted with
Continental Cone Speaker Unit, complete,
adjustable 25/-

ATTENTION!

Here's the greatest Revelation the
Radio Engineering World has yet
produced.

As important to Radio as the
Petrol Driven Engine to the Motor
Industry.

JUST IMAGINE WHAT IT MEANS TO BATTERY SET OWNERS.

Here's a new, simple little unit any
child could build, that actually
steps up a 6-volt accumulator to
give a smooth, noiseless flow of
High Tension or "B" Battery cur-
rent up to 150-volts.

HARMLESS. SIMPLE, FOOLPROOF AND ESTABLISHED. NOT AN EXPERIMENT. DO YOU UNDERSTAND ITS PURPOSE?

From a 6-volt accumulator you
can now obtain your "B" Bat-
tery supply.

The whole kit of parts cost only
£3/18/4. 90/- Ready Built.

Remember, a school boy could as-
semble this remarkable yet simple
unit.

The Blue Print and all instructions
cost only 1/- post free.

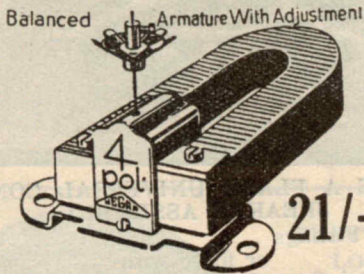
We charge 12/6 extra for assembling
this unit ready for operation. It
comes to you housed in a neat
and presentable little cabinet.

STEWART WARNER MAGNETIC CONE SPEAKER CHASSIS

Complete with Unit.

Here, without doubt, is one of the most sensa-
tional speaker bargains ever offered in the history
of radio. Stewart-Warner—a name with a his-
tory of remarkable success—offers a remarkable
product at a remarkable price. This excellent
speaker gives clear dynamic tone and volume,
without distortion. Sturdily, compactly built.
Individually packed in original cartons for your
protection. Shipping weight 5 lbs. Now 30/-
Lots of Six 25/- each

**"HEGRA" FOUR-POLE
BALANCED ARMATURE UNIT**





The name is sufficient recommendation. 1st Prize Winner at Leipzig Fair. Now . . . 21/-
ULTRA CRITICAL. Weighs 2-lb.

**"HEGRA" SUPER POWER CONE SPEAKER
UNIT 30/-**

Clearer and Sweeter . . . Whispering Words
. or Thundrous Volume!

You remember the name. A Giant of Power.
Large Magnets assure purity.



**WHITELY
BONEHAM
CONE UNIT**

A perfectly designed unit 4-pole Balanced Armature, incorporating a British-made Cobalt Steel Magnet, central adjustment and housed in an attractive Bakelite case

PRICE . . . 17/6

Worth more

A BRITISH JOB

W.B. CONE SPEAKING CHASSIS

Frame and Floating Cone 13/6

1. Radio Traders, Professional Set Builders, and Manufacturers. Send for our Special Wholesale Radio List—it will pay you.
2. Levenson's Welcome Trade Inquiries for all wanted lines. Full Trade Discounts to Legitimate Traders on all proprietary lines. Special prices available for any Like a Flash line. Quotations with pleasure for all types of Metal Work, Coils and Coil Kits, etc.
3. Hotel Keepers, Club Secretaries, Carnival and Charity Fete Promoters. Write to Levenson's for full particulars of the Greatest Money Getter of all time. Shopkeepers! "Diggar Boards" will bring to you Big Profits, new Customers and tremendous Profits.
4. Levenson's are Specialists in all Coin Operating Machines. Inquiries welcomed, all types of coin operating machines Bought, Sold or Exchanged.

**ORION CONE SPEAKER
ASSEMBLY KIT**

Everything to build a perfect cone speaker,
35/-. NOW 15/-
A Few to Clear.

DYNAMIC SPEAKERS

**AT SANE
PROFIT
PRICES**


All sold with a Money Back Guarantee.

Midget 5in.
Cone 19/-
D9 . . 47/3
D18 . . 29/9

We have installed in our 226 Pitt Street Store a Dynamic Test Board.

You may hear within 5 minutes 12 different

Dynamic Speakers for comparison from one set Jensen, Amplion, Magnavox, Jubilee, Hegra, Oxford, B.T.H., Like-a-Flash, Saxon, etc., all at Sane Profit Prices. Any ohmage, any type, any quantity. Prices Absolutely Right.



IMITATION CARVED MARBLE SPEAKER

A very fine design. Similar to mantle shelf clock
35/-. NOW 15/-

SELECTITE

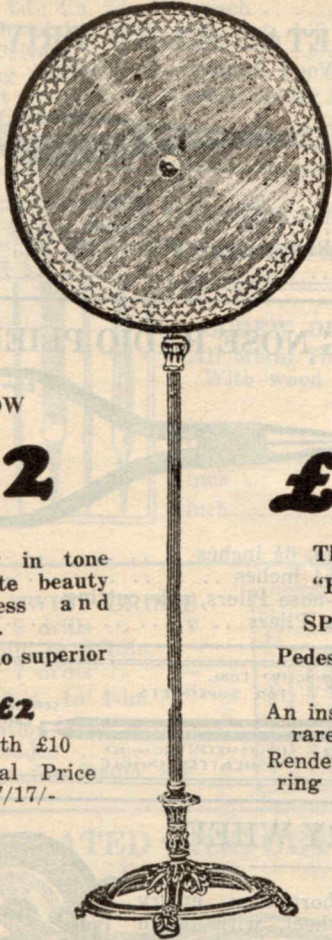
CONE SPEAKER UNIT 21/-

With Speaker Cord complete. Compactly built in neat metal container. A Real Reproducer.

LEVENSON'S GUARANTEE A CHEAPER PRICE FOR EVERYTHING IN RADIO

TIMMINS CONCERT MODEL SPEAKER

Stand 3 feet 6 inches high—of cast metal.
Artistically Finished in rich Coin Bronze.



NOW

NOW

£2

£2

For—
Fidelity in tone
Exquisite beauty
Sweetness and
Volume.

It has no superior

£2

Worth £10
Original Price
£17/17/-


The New
"Empire"

SPEAKER

Pedestal Model

An instrument of
rare quality.
Rendering uner-
ring fidelity of
tone.

**A PERFECT CONE SPEAKER
ENGLISH MAKE**

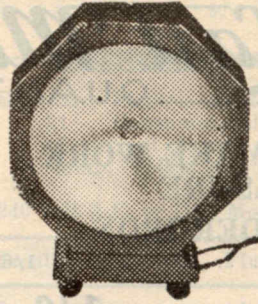


**ORMONDE
CONE
SPEAKER**

Polished
Mahogany
Speakers

45/-

The latest
English bid
for Speaker
Supremacy.

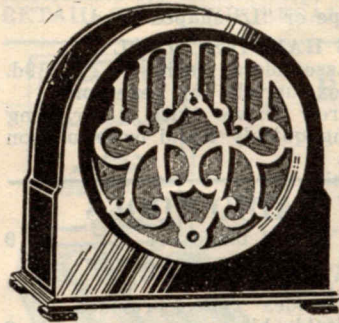


**BETECO CONE
SPEAKER**

Handsome Beteco Gold
and Cedar Cone
Speakers

Price 25/-

Other types in neat
polished cabinet . 15/-
to clear. Brand New!



**Amplion Cone
Speaker £7/7/-**


NOW 70/-

One of Amplion's
Best.
In Polished
Walnut.

ULTRA AIR COLUMN SPEAKER

NOW . . . £4


Was £6.



British right through. Double action. Never
a rattle.

Vast beauty of tone. Housed exponential horn.
Extra large Baldwin Unit. Reproduction
unexcelled.

Large demonstration models, suitable for
Auditoriums £10




Last Minute Specials

QUANTITY LIMITED

TOOLS THAT MAKE WORK A PLEASURE

RADIO SOLDER IRON

With solid copper head 1/6



1/6

Straight type or "L" shaped head.

RADIO'S HANDIEST TOOL

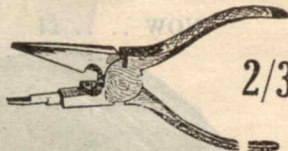
For Home Set Assemblers, each 9d.
 Made Abroad exclusively for Levenson's
 A combination Screw Driver with 2 stripping
 Blades for removing quickly Braid or Insulation
 from wiring wires.

HANDY RADIO TOOLS

Small Radio Saw, with 3 blades 1 9
 Small Patent Tool Kit, comprises Screw-
 driver, Reamer, Gimlet 1 0
 Hand Drill, Archimedes type, provided
 with small suitable bits 2 3

RADIO COMBINATION PLIERS

Cuts, bends at right
 angles, loops, turns,
 twists wire. 2/3 a
 pair. Makes wiring
 a set twice as quick
 and a pleasure.



2/3

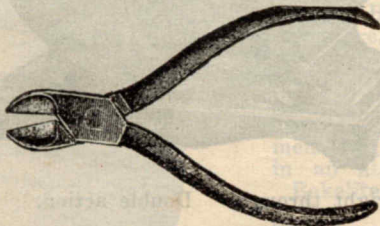
Made abroad for LEVENSON'S RADIO

SEND 1/- FOR LEVENSON'S PORTFOLIO
 OF ALL ELECTRIC CIRCUITS

COMBINATION TOOL

In wooden handle. Interchangeable Gimlet
 or Screwdriver 1/-

TOP CUTTING PLIERS



5½ inches 2/- and 2/6

TOOLS FOR EVERY TRADE

Levenson's can quote you for every available
 make or type of Tradesman's Tools whether for
 Radio, Carpentering, or Engineering use.

ALL METAL SCREW DRIVERS

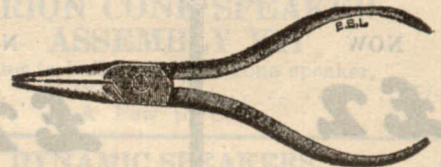
Wood Handles—Everlasting

5d.  6d.

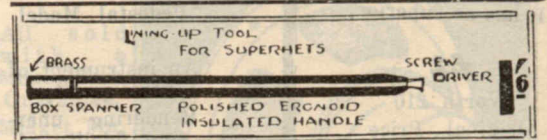
4-inch 5d. 6-inch 7d.
 5-inch 6d. 8-inch 9d.
 Small size Radio Screwdrivers, 3d., 4d., 5d., 6d.
 4 in set for 1/-

LONG NOSE RADIO PLIERS

1/3

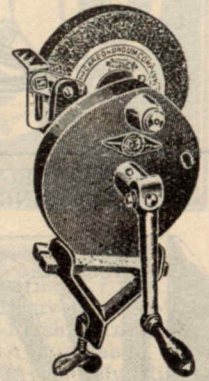


Nickel points, 6½ inches 1/3
 All nickel, 5½ inches 1/6
 Radio Long-nose Pliers, side cutting. 1/3
 Top Cutting Pliers 2/-



EMERY WHEEL

Small carborundum emery
 grinding wheel, with bench
 fittings. Very handy, use-
 ful and convenient.
 2/6 each.



1/3

LIGHT WEIGHT HAMMERS

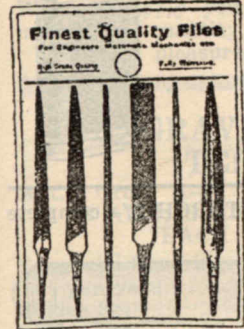
Engineer or Claw type.
 Price, each 1/3

Engineers' Hammers, medium size 1/3
 Claw Hammers, Radio size 1/3

LEVENSON'S GUARANTEE A CHEAPER PRICE FOR EVERYTHING IN RADIO

TOOLS FOR RADIO

Pliers, long nose	1/6
Breast Drills	5/6
Electric Solder Irons, 9/- and	11/-
Small Radio Screw Drivers, 3d., 4d., and	5d.
Radio Screw Drivers—2½in. 4d.; 2¾in. 5d.; 3in. 6d.; 4in. 7d.; 6in., each	9d.
Pliers, Insulated 1000 volt test, 1/9 2/3,	2/6
Screw Drivers	6d.
Soldering Sets	2/-
Hotpoint and Siemens Electric Solder Irons	25/-
Solder Irons	1/6
Carborundum Wheels	2/6

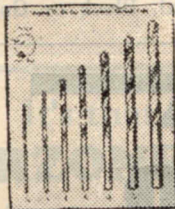


CARDS OF 6 ASSORTED
WARDING FILES .. 2/6


SCREW DRIVERS
All Metal Throughout
With wood handles

4-inch	5d.
5-inch	6d.
6-inch	7d.
8-inch	9d.

RADIO TWIST DRILLS
Card of 9 drills .. 1/9
1/16in. to 3/16in.
Card of 7 drills .. 1/-
1/16-in. to ¼-in.
Combination Saw, with 3
extra blades .. 1/9
Specially for Radio use.



**INSULATED SIDE-CUTTING
PLIERS**



1,000 volt test insulated handles—	
5½ inches long	1/9
6½ inches long	2/3
7½ inches long	2/6

**LEVENSON'S ELECTRIC
SOLDERING IRON—50 WATT**

This electric soldering iron has been designed to meet the requirements of all service men, radio repair men and, etc.
An ideal soldering iron measuring only 11½ inches overall. Nickel plated barrel, hard wood black finished handle and heavy copper point. Heating element guaranteed for 12 months. Fitted with 6ft. of braided flex 17/6

ELECTRIC SOLDER IRONS

9/- EACH



Standard Electric Solder Irons. Worth 21/-. Consumes only the same amount of current as an ordinary household lamp. Now 11/6
As illustrated.

240 volt A.C. or D.C. Models 12 Months Guarantee

Small Solder Sets. Flux, Iron and Solder 1/-

Levenson's can supply any Electrical Article required for Household use; also all Electrical Accessories for House, Shop, or Factory Wiring. RETAIL OR IN WHOLESALE QUANTITIES!



**RESIN CORE
SOLDER**

Ready for use.
6d. and 1/- per coil
3/9 per lb.

**TINKA SOLDER
FLUX**

Solders all metals,
including aluminium
Usually 2/-

NOW 1/- TIN

**NEEDS FOR HOME
TRANSFORMER BUILDERS**

EMPIRE CLOTH

(36in. wide), Rolls of 25 yards.

5 Mils., per yard	3/10
6 " " "	4/-
7 " " "	4/2
8 " " "	4/3
10 " " "	5/-
12 " " "	5/6

OILED SILK

5 Mils. thick, 36in. wide, per yard . . . 9/6

PARAFFINED PAPER

1 Mil thick (white), per lb. 3/-

OILED COTTON SLEEVINGS

1 m/m., 3 feet lengths, per doz. lengths	3/9
1½ " " " " " " "	4/-
2 " " " " " " "	4/3
2½ " " " " " " "	5/3
3 " " " " " " "	6/-

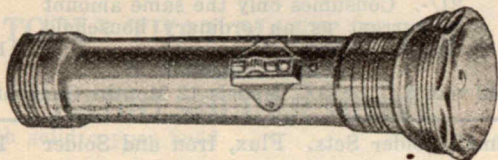
(And in all sizes up to 13 m/m.
Prices on application.)

A SPLENDID
RANGE OF

TORCHES


FOR EVERY
USE

All Torches are Complete with Batteries
and Lamp.




- 3-Cell Nickel, complete 8/6
- 3-Cell Black, complete 7/6
- 3-Cell Black, small lens, complete 5/9
- 3-Cell Black, Red or Green, complete 6/6
- 2-Cell Black, small lens, complete 5/6
- 2-Cell Black, large lens, complete 6/9
- 2-Cell Nickel, large lens, complete 7/6

Small Porcelain Torch Globe Holders 6d.



- 2-Cell Black, large lens, complete 6/6
 - 2-Cell Black, small lens, complete 3/6
- For Torch Batteries — See Pages 21 and 22



BICYCLE AND HAND
LANTERNS

6/9, 7/9, 8/6 and 9/6 complete with Lamp and Battery. With handle or handle bar bracket

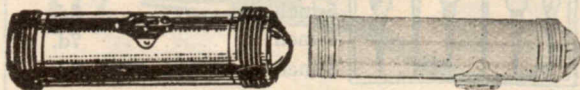
Torch Globes 6d.

FLAT TORCH BATTERY

- Opal or Colored Finished, with Blue, Red and White Light, complete 3/6
- With White Light only complete 2/6



TWO CELL ALUMINIUM TORCH 3/- complete



LADIES' VANITY OR POCKET TORCHES
Opal, Black or Gold Finish 3/- each complete

Qualify for a Radio Engineer

This book tells you
how!

TELEVISION

Is in the offing. All there is to learn about it is included in our "A" Course without extra cost. The new Microray brings it nearer day by day. Get ready for this gigantic forthcoming industry by mastering its early principles FREE. The syllabus is shown in our free Booklet.

EASY PAYMENTS
EQUIPMENT FREE
NO BINDING CONTRACTS

Let the facts about the A.S. of R.E. successes prove that YOU can train for a highly important job in your spare time. Send for our FREE Booklet, "Radio and Sound Projection Engineering." Investigate. You will be amazed when you learn that you can qualify for British Degrees with authorised letters after your name, and this by a practical home study plan. There is nothing difficult about it—it is the simplest, shortest step-by-step method you can imagine. You owe it to yourself to get the facts NOW.

Our TEN COURSES include . . .

- Simple Theory.
- Radio Practice
- Radio Engineering.
- Sound Projection.
- British Diplomas.
- Service Engineering.
- Morse Code.
- Television.
- A.O.P.C. Certificate, etc.

AUSTRALIAN SCHOOL OF RADIO ENGINEERING

WEMBLEY HOUSE, RAILWAY SQUARE, SYDNEY.

LEVENSON'S GUARANTEE A CHEAPER PRICE FOR EVERYTHING IN RADIO

TERMINALS OF ALL TYPES

- Nickel Plated Terminals with nut at bottom
3 sizes, each 3d., 4d., 6d.
- Wood Screw Type nickel plated terminals 3d.
- Nickel Plated Terminals, to enable use of
two leads. Phones, speakers, etc., each 6d.
- Clix Spiral Plugs and Sockets. Assorted
colours, each 3d.
- Large Nickel Terminals. Will take two
wires, each 6d.
- Small Nickel Telephone Terminals, each 3d.

TO MANUFACTURERS OR TRADERS

We can supply you with a fine price for terminals in quantity lots. A quotation with pleasure for the asking!

ENGRAVED BAKELITE TERMINALS

- Ant.; Grd.; A—; A+; B—; B+; B DET;
B AMP; B AMPLY; C—; C+; TEL.
EACH 3d.
- Spaghetti Covering—2MM, various colours,
per yard 3d.
- Solder Sets 2/-
- Solder, Resin Core, yard 6d.
- Spade Ends, nickel, dozen (large) 6d.
- Spade Ends, nickel, dozen (small) 4d.
- Spade Ends, copper 6d.
- Speaker Tips, dozen 1/-


NATIONAL AMERICAN SHORT WAVE AND TRANSMITTING GEAR

- VN—B/E Velvet Vernier Metal Dial £2 15 0
- VAC—B/E Velvet Vernier Bakelite
Dial 1 2 6
- SE.100—Midget .0001 Condenser, 270 1 10 0
- SE.50—Midget .00005 Condenser, 270 1 5 0
- 2SE.100—Midget Ganged Condenser,
270 2 10 0
- ST.50—Midget Condenser, 160 16 0
- ST.100—Midget Condenser 1 0 0
- SEU.20—Band Spread Special Con-
denser, 270 1 5 0
- SEU.25—Band Spread Special Con-
denser, 270 1 5 0
- TM—100 mmfd. 6000 volts Transmit-
ting Condenser 4 10 0
- TM—100 mmfd. 3000 volts Transmit-
ting Condenser 2 0 0
- TMP.100—100 mmfd. Split 3000 volts
Transmitting Condenser 5 12 0
- All National equipment insulated with Isolantite

LARGE BLACK BAKELITE TERMINALS

- Non-removable Tops.
- Markings: A pos.; A neg.; B pos.; B neg.;
- AER.; GRD.; or plain.
- 6d. NOW 3d. Each

It's that "Inbuilt Quality" of AIRZONE COMPONENTS



Components which gives them the Extra Efficiency which has made them recognised as the finest made in Australia.

AIRZONE NEW SHIELDED VARIABLE CONDENSER. WITH DIAL ASSEMBLY (Illustrated at left)

Design follows closely the most modern practice. Materials carefully chosen and of highest quality. Rotor plates shaped giving wide separation of stations over whole broadcast band. No over-crowding at lower end.

The frame of heavy gauge bright cold-rolled steel completely blanked and pierced in one operation, ensuring accuracy and positive interchangeability. End plates are of heavy gauge steel, ball races formed integrally. High shields fitted between sections to prevent interaction. Whole assembly machine rivetted, giving complete rigidity. Spindle of special steel, ground and polished, running in adjustable ball-bearings.

Stators and rotors of aluminium. Stators bonded at four points to ensure rigidity and maintain alignment. Rotors fitted to centres of bronze alloy, permanently staked in position and bonded.

Each rotor has a separate wiping contact with solder lug, avoiding unwanted coupling between sections.

Trimmer condensers technically correct, of ample capacity, conveniently located and very accessible for adjustment. Each section closely matched to fine limits by precision testing apparatus to ensure perfect ganging. Let us quote you.

The Airzone Dial is of the very latest design and employs a cord drive which gives a velvet-smooth action and positively no backlash. Cord tension is adjustable, supplied fitted to the condenser. Escutcheon plate of pleasing design.

2, 3 and 4 Gang straight type; also oscillator tracking type for 175 K.C. Capacity per section: Minimum, 18 mmfd; maximum, 365 mmfd. Rotation: Anti-clockwise.

Dimensions Overall:

	Wide	High	Long	Retail
2 Gang	4½	3¾	27½	31/6
3 Gang	4½	3¾	41½	39/9
4 Gang	4½	3¾	5½	48/-

Dealers: Ask your Wholesaler for Trade Discount.

Manufactured by AIRZONE [1931] LTD.— Camperdown

A WONDERFUL SELECTION OF WANTED GOODS FOR SET ASSEMBLERS—AMATEUR OR PROFESSIONAL. THE RANGE IS HARD TO OBTAIN ELSEWHERE. STILL THERE IS A BETTER PRICE FOR LEGITIMATE MANUFACTURERS OR DEALERS WHO BUY QUANTITY LOTS. QUOTES A PLEASURE.

ASBESTOS FLEX—

12 B. & S., per foot	7d.
14 B. & S., per foot	5d.
16 B. & S., per foot	4d.

AUTO CABLES—

Ravine 18, per 100 feet	11/8
(Braided and lacquered)	
16, per 100 feet,	12/-
14, per 100 feet	13/6
12, per 100 feet	15/11

Bakelite Moulding Powder, Black, Brown and Walnut, per lb. 2/5

Bakelite Resin, per lb. 4/9

Bakelite Sheet (Dilecto), per lb. 12/6

Note:—20 cubic inches equal 1-lb.

Canvas Bakelite, 1/32 to 3/32in., per lb. . . 10/4

COPPER BRAID—

3/16in. wide, 102ft = lb., per lb.	13/5
1/4in. wide, 51fe. = lb., per lb.	13/-
9/32in. wide, 39ft = lb., per lb.	11/7
3/8in wide, 25ft. = lb., per lb.	9/-

COPPER PIG-TAIL—

3/64in. dia., 232ft. = lb., per lb.	25/-
1/16in. dia., 123ft = lb., per lb.	13/-
5/64in. dia., 77ft = lb., per lb.	12/8
7/64in. dia., 49ft. = lb., per lb.	11/2
1/8in. dia., 30ft. = lb., per lb.	11/2

COTTON SLEEVING—

1/32in. dia., 1250ft. = lb., per lb.	43/9
1/16in. dia., 954ft. = lb., per lb.	33/6
3/32in. dia., 863ft. = lb., per lb.	31/1
1/8in. dia., 600ft. = lb., per lb.	31/1

COTTON TAPE, First Quality.—

1/2in. wide	5/3
5/8in. wide, yard	5/9
3/4in. wide, yard	8/6



THE "CREELA" Aerial Filteriser
Eliminates noise picked up by your aerial System.
PRICE .. 25/-
Ready to Install



DILECTO ROD—

1/8in. diameter, per foot	2/9
3/16in. diameter, per foot	3/3
1/4in. diameter, per foot	3/9
3/8in. diameter, per foot	6/5
1/2in diameter, per foot	7/2

DILECTO TUBE—

1/8in. inside dia. 1/4in. outside dia., . .	3/3
3/16in. inside dia. 7/16in. outside dia. .	3/8
1/4in. inside da. 5/8n outside dia.	4/9
1/2in. inside dia. 3/4in outside dia. . . .	5/3
3/4in. inside da. 1in. outside dia.	6/5

EMPIRE TAPE (For H.T. work)—

1/2in wide, grs yards	10/2
5/8in. wide, grs. yards	12/9
3/4in. wide, grs. yards	14/5

EMPIRE CLOTH—

5 mil., square yard	3/8
8 mil., square yard	4/9
10 mil., square yard	5/3
12 mil., square yard	5/3

EMPIRE PAPER—

1 mil., square yard	2/5
2 mil., square yard	2/5
3 mil., square yard	3/-
5 mil., square yard	3/-

DON'T SMASH THAT OLD JUNK
Let us have the fun. We allow credit on old goods against purchases.

EMPIRE SILK—

4 mil., square yard	8/9
6 mil., square yard	11/2

FIBRE SHEET—

1/32in. thick (20 cubic inches = 1-lb.)	6/3
1/16in., 3/32in., 1/8in., 3/16in. per lb.	4/9

FIBRE ROD—

1/4in. dia., 34ft. = lb., per lb.	43/-
3/8in. dia., 15ft. = lb., per lb.	26/8
1/2in. dia., 8½ft. = lb., per lb.	22/4
5/8in. dia., 5½ft. = lb., per lb.	22/4
3/4in. dia., 3½ft. = lb., per lb.	22/4

FIBRE TUBE—

1/4in. x 3/8in. dia., 32ft. = lb., per lb.	33/6
3/8in. x 5/8in. dia., 8ft = lb., per lb. . .	17/6
1/2in. x 3/4in. dia., 6½ft. = lb., per lb.	15/11
3/4in. x 1in. dia. 4½ft. = lb., per lb. . .	13/6

Belden hook-up wire (1000ft. spool) 100ft.	4/-
Lead wire (habitual) 7/35in., 1620ft. = lb.	25/6
Lead-in wire shielded, per 100 ft.	14/5
Leatheroid 5 mil. to 30 mil., per lb.	5/7
Light Air H.C.R., per doz.	12/-
Mica, per square inch per lb.	1/7

MICANITE—

Commulator, per lb.	12/9
Flexible per lb.	9/8
Moulding, per lb.	8/5
Panel material (cheap bakelite) per lb. . .	7/6

PRESSPAHN—

10 mil., per lb	2/5
15 mil., per lb.	2/3
20 mil., per lb.	2/2
30 mil., per lb.	2/-
40 mil., per lb.	1/11

LEVENSON'S GUARANTEE A CHEAPER PRICE FOR EVERYTHING IN RADIO

POWER TRANSFORMERS AND CHOKES

FOR ALL PURPOSES INCLUDING A & B CLASS AMPLIFICATION

LEKMEK TRANSFORMERS AND CHOKES

POWER TRANSFORMERS

Primary tapped, 200 to 260 volts; Secondary, 385/385 volts 75 mas.; Filaments, 5 volts 2 amps; 2½ volts 9 amps centre tapped. Electrostatic Shield. Complete with Cover Shield, Mounting Bolts and Terminal Strip. Overall dimensions 4½in. x 3½in. x 3½in. Mounting centres, 3in. x 3-7/16in. Chassis Cut-out, 2½in. x 2½in.

PRICE: 51-T £1 10 0
70-T, as above, but 125 mas. £1 15 0
42-T, as above, but 50 mas. . £1 5 0

Transformers with special windings to order.

AUDIO CHOKE 53-B

High Impedance, Layer-wound. Excellent for Audio choke coupling in Battery or Electric Receivers. Overall dimensions, 3½in. x 2½in. x 2½in. PRICE .. 15/-

POWER FILTER CHOKES

Type 30/75, 30 Henry 75 mas., or Type 30/100, 30 Henry 100 mas. Layer-wound. Manfs. Type. Overall dimensions 3½in. x 2½in. x 2½in. PRICE 8/6

INTERMEDIATE FREQUENCY TRANSFORMER

Type 186, as supplied in all Lekmek Kits. Special Bakelite Bobbin Coils designed for low noise level, and high amplification. PRICE 12/6
Type 465, ditto 12/6

AUDIO TRANSFORMER (B.C.2.)

"B" Class Transformer specially designed for "B" Class Amplification. Core is same size as Audio Transformer. Overall dimensions 3½in. x 2½in. x 2½in. PRICE £1 1 0

HENDERSON POWER TRANSFORMERS

Type H/70: 375/375 volts 70 M.A.—
5 volts 2 amps; 2½ volts 2 amps; 2½ volts 8 amps. Price 22/6
Type H/100: 375/375 volts 100 M.A.—
5 volts 2 amps; 2½ volts 3 amps; 2½ volts 10 amps. Price 27/6
Type H/120: 375/375 volts 120 M.A.—
5 volts 2 amps; 2½ volts 3 amps; 2½ volts 10 amps. Price 32/6
Type H/140 B Class: 375/375 volts 140 M.A.—
5 volts C.T. 3 amps; 2½ volts 3 amps; 2½ volts 10 amps. Price 37/6
Type H/250: 650/650 volts 200 M.A.—
7½ volts C.T. 3 amps; 75 volts C.T. 3 amps; 2½ volts C.T. 10 amps. Price 90/-
All the above transformers can be supplied with a 4 volt tapping if required.

UNIVERSAL POWER TRANSFORMER KIT

(KIT OF PARTS)

BUILD IT YOURSELF! For all-electric receivers, as featured by "Wireless Weekly." Of great value to the experimenter, this transformer will suit every type of electric set.

COMPLETE SET OF PARTS IN KIT:

- 1 Set Laminations, 4 3/16th inch square.
- 1 Pair End Clamps for Core.
- 1 Sheet Fibre, 12in. x 11in. x 16 gauge.
- 4 Round Head Bolts, 4in. x 3/16ths inch.
- 12 Hexagon nuts 3/16ths inch.
- 22 Eyelets.
- 22 Small Soldering Lugs.
- 1 Piece Empire Cloth, 12in. x 2in.
- 1 Length Spaghetti.
- 1 lb. 26 Enamelled Wire.
- 1 lb. 34 Enamelled Wire.
- ½ lb. 18 D.C.C. wire.
- 13 feet 14 D.C.C. wire.

SPECIAL PRICE 15/-

READY CONSTRUCTED 23/6

HENDERSON PRODUCTS

"B" CLASS EQUIPMENT

A kit specially recommended by the Editor or "Wireless Weekly", comprising—

- 1 Power Transformer designed for "B" Class service.
- 1 Low Resistance Input Choke.
- 1 Low Resistance Smoothing Choke.
- 1 Audio Choke.
- 1 Class B Step-down Audio Transformer.
- 1 Output Transformer matched to a load of 7,000 ohms.

PRICE £7

The Power Transformer is suitably wound for 282 or 283 type Rectifier.

AUDIO CHOKES

300 Henries, 8 M.A. Price 17/6
500 Henries, 8 M.A. Price 19/6

FILTER CHOKES

TYPE H/75—
30 Henries, 75 M.A.. Price 7/9
TYPE H/100—
30 Henries, 100 M.A. Price 10/-
TYPE H/250 5—
50 Henries, 200 M.A. Price 20/-
Specified carrying capacity guaranteed with perfect smoothing.

LEKMEK AUDIO TRANSFORMER (B.C.2.)

"B" Class Transformer specially designed for "B" Class Amplification. Core is same size as Audio Transformer. Overall Dimensions 3½in. x 2½in. x 2½in. PRICE £1/1/-

'B' CLASS CHOKES and AUDIO POWER TRANSFORMERS

LEKMEK AUDIO CHOKE 53-B

High Impedance, Layer-wound. Excellent for Audio choke coupling in Battery or Electric Receivers. Overall dimensions, 3½in x 2½in. x 2½in.

PRICE 15/-

LEKMEK POWER FILTER CHOKES

Type 30/75, 30 Henry 75 mas., or Type 30/100, 30 Henry 100 mas. Layer-wound. Manfs. Type. Overall dimensions 3½in. x 2½in. x 2½in.

PRICE 8/6

CREELA POWER TRANSFORMERS

Type M/50—Midget core, size outside overall 3½ x 3½in. Prim., 220-240v.; Sec., 385/385 50 m/a.; Fil., 5v. at 2 amps, 2½v. at 6 amps.

PRICE 8/9

Type A/70—Prim., 220-240; Sec., 385/385 70 m/a; Fil., 5v. at 2 amps, 2.5v. at 8 C.T.

PRICE 12/3

Type B/70—Prim., 220-240; Sec., 285/285 at 70 m/a.; Fil., 5v at 2 amps, 2.5v. at 2 amp. C.T., 2.5v. at 8 amp C.T.

PRICE 12/9

Type A/75—Prim., 220-240; Sec., 385/385 at 75 m/a; Fil., 5v. at 2 amp., 2.5v. at 8 amp. C.T.

PRICE 12/9

Type B/75—Prim., 220-240; Sec., 385/385 at 75 m/a; Fil., 5v. at 2 amp., 2½v. at 2 amp. C.T., 2½v. at 8 amp. C.T.

PRICE 13/6

Type L/150—Prim., 220-240; Sec., 400/400 at 150 m/a; Fil., 5v. at 3 amp., 2½v. at 4 amp., 2½v. at 10 amp.

PRICE 26/-

Type A/80—Prim., 220-240; Sec., 385/385 at 80 m/a; Fil., 5v. at 2 amp., 2.5v. at 8 amp. C.T.

PRICE 13/6

Type F/60—Prim., 220-240; Sec., 385/385 at 60 m/a; Fil., 5v. at 2 amp., 2.5v. at 6 amp.

PRICE 11/3

Type B/80—Prim., 220-240; Sec., 385/385 at 80 m/a; Fil., 5v. at 2 amp., 2.5v. at 2 amp., 2.5v. at 8 amp.

PRICE 14/3

Type B/4/80—Prim., 220-240; Sec., 385/385 at 80 m/a; Fil., 4v. at 2 amp. C.T.; 4v. at 2 amp., 4v. at 8 amp. C.T.

PRICE 15/-

Type C/100—Prim., 220-240; Sec., 385/385 at 100 m/a; Fil., 5v. at 2 amp., 2.5v. at 3 amp. C.T., 2.5v. at 8 amp. C.T.

PRICE 15/6

E/125—Prim., 220-240; Sec., 385/385 at 125 m/a.; Fil., 5v. at 3 amp., 2.5v. at 4 amp. C.T.; 2.5v. at 9 amp. C.T.

PRICE 19/9


CREELA POWER CHOKES

30 henri 50 ma. 5/6 30 henri 100 ma. 7/3
30 henri 75 ma. 6/6 30 henri 150 ma. 8/9

RECONDITIONED—BUT IN PERFECT CONDITION . . .

FERRANTI TRANSFORMERS

AT HALF PRICE



- OP1, Output Transformer 20/6
- OP2, Output Transformer 20/6
- OPM3C, Multiple Ratio Output Transformer 33/3
- OPM1C, Multiple Ratio Output Transformer 33/3
- OPM2C, Output Transformer 23/6
- OP6C, Output Transformer 18/3

- AF4, Audio Transformer 21/9
- AF3, Audio Transformer 31/3
- B1, Choke, 20/40 henry 20/-
- B2, Choke, 6/10 henry 20/-

All Fully Tested and Guaranteed
All other types at reduced prices.

FERRANTI AUDIO TRANSFORMERS

- Type AF3. Ratio, 3½ to 1, inductance 70/110 Henrys £2 19 3
- Type AF4. Ratio, 3½ to 1, inductance 20/45 Henrys 2 1 6
- Type AF5. Ratio, 3½ to 1, inductance 120/170 Henrys 3 11 3
- Type AF6. Ratio, 7 to 1 3 11 3
- Type AF7. Ratio, 1½ to 1, inductance 150/280 Henrys 3 11 3
- Type AF8. Ratio, 3½ to 1, inductance 20/45 Henrys 1 7 3
- Type OPM1C. Ratios, 1 to 1, 1.6 to 1, and 2.7 to 1 3 3 0
- Type OPM5C. Ratios, 4 to 1, 7 to 1, and 10 to 1 3 3 0
- Type OPM6C. Ratios, 15 to 1, 22½ to 1, and 45 to 1 3 3 0
- Type AF3C. Ratio, 3½ to 1 3 8 9
- Type AF5C. Ratio, 3½ to 1 4 0 9
- Type AF7C. Ratio, 1.75 to 1 4 0 9
- Type AF5CC. Ratio, 3½ to 1 4 3 0
- Type OPM1. Ratios, 1 to 1, 1.6 to 1, and 2.7 to 1 2 13 6
- Type OPM5. Ratios, 4 to 1, 7 to 1, and 10 to 1 2 13 6
- Type OPM6. Ratios, 15 to 1, 22½ to 1, and 45 to 1 2 13 6
- Type OPM8. Ratios, 1 to 1, 15 to 1 1 9 9
- Type AF10. Ratio, 3½ to 1 1 1 0

We will gladly supply on request a Ferranti booklet giving full specifications of all transformers manufactured by this well-known English Company.

LEVENSON'S GUARANTEE A CHEAPER PRICE FOR EVERYTHING IN RADIO

LIKE - A - FLASH Power Transformers

- No. 50/1.—375/375 at 50 ma.; 5v. at 2 amps;
2.5v. at 1 amp; 2.5v. at 2 amps.
PRICE 9/6
- No. 50/2.—225/225 at 50 ma.; 5 v. at 2 amps;
2½v. at 2 amps; 2½v. a 2 amps.
PRICE 9/3
- No. 50/3.—240/240 at 50 ma.; 5v. at 2 amps;
2½v. at 4 amps; 2½v. at 2 amps.
PRICE 9/3
- No. 50/4.—325/325 at 50 ma.; 4v. at 1 amp;
2½v. at 5 amps; 5v. at 2 amps.
PRICE 10/-
- No. 50/5.—325/325 at 50 ma.; 7½v. at 1½ amps;
4v. at 2 amps; 2½v. at 5 amps.
PRICE 10/3
- No. 50/6.—325/325 at 50 ma.; 4v. at 1 amp;
4v. at 5 amps; 4v. at 1 amp.
PRICE 10/3
- No. 75/2.—275/275 at 75 ma.; 5v. at 2 amps;
5v. at 1 amp; 2½v. at 5 amps.
PRICE 13/6
- No. 75/3.—300/300 at 75 ma.; 5v. at 2 amps;
2½v. at 5 amps; 2½v. at 2 amps.
PRICE 13/6
- No. 75/4.—275/275 at 75 ma.; 5v. at 2 amps;
5v. at 1 amp; 4v. at 5 amps.
PRICE 14/-
- No. 75/5.—240v. Primary; 385/385 at 70 ma.;
5v. at 2 amps; 2 windings 2.5v. at 8 amps.

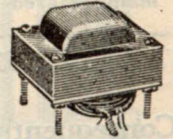
- No. 60/1.—Special Transformer for the Like a
Flash A.C. Tester; H.T. 150 and 100v. at
60ma.; 7½v. at 2 amps. Tapped at 5, 4,
2½ and 1½ volts.
PRICE 10/-
- No. 6/2.—Vibrator transformer. 240/240 at
75ma.; 6v. at 2 amps.
PRICE 6/9
Also see next page—118

LIKE A FLASH POWER TRANSFORMER

400/400 at 100 ma.
Fitted with static shield.
15/- each

200, 230 and 250 Primaries.
5 volts at 4 amp.
2½ volts at 10 amp.
2½ volts at 4 amp.

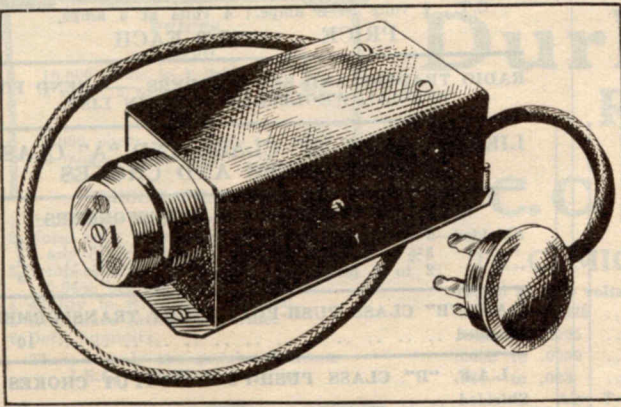
15/-



12 MONTH'S
GUARANTEE

A.W.A. TRANSFORMERS

New Manufacture—Under Chassis type
Input Push-pull, A Class 13/6
Output Push-pull Choke, A Class . . . 13/6
Audio Trnasformers: 3½-1 ratio; 5-1 ratio 13/6



The New 1934 Creela Line Filterizer

Positively eliminates line noises or man-made static — compact — measures only 6 x 2½ in. The "Creela Filterizer" solves the problem of line noises and man-made static in a thoroughly satisfactory manner, in addition, installation is simple—just plug in. No more crackling, no more interference or noise from Motors, Vacuum Cleaners, Refrigerators, Elevators, High Tension Lines,
Price, 17/6
etc.

WRITE for COMPLETE LIST OF CREELA PRODUCTS

PHONE
M 3 1 7 2

CREELA

N. P. MORSE

RADIO PRODUCTS

486-490 ELIZABETH STREET (near Cleveland Street) — SYDNEY, N.S.W.

LEVENSON'S RADIO WILL NOT BE UNDERSOLD

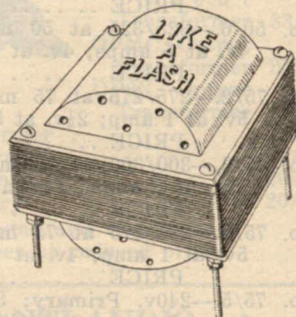
INDIVIDUALLY HAND MADE HIGH GRADE

'LIKE-A-FLASH' TRANSFORMERS

AND POWER CHOKES FOR ALL PURPOSES . . . INCLUDING "A" AND "B" CLASS AMPLIFICATION ARE MADE BY LEVENSON'S RADIO, BEING HAND MADE BY A 100% EFFICIENT AND THOROUGHLY TRAINED TRANSFORMER EXPERT.

We do not employ unskilled workmen or automatic machinery. We believe that each finished article is as perfect as can be and contains more solid first class stalloy iron and English copper wire than any transformer of equivalent specifications available in Australia. Each Transformer receives 36 hours of continuous working test before passed as O.K. This test ensures that the Transformers can carry an overload of 25 per cent. for the test period. We maintain that no other Transformers manufactured in this country are subjected to such a severe trial.

Consequently we are able, with the utmost confidence, to guarantee each Transformer AGAINST NORMAL OVER-LOAD



LIKE-A-FLASH POWER TRANSFORMER

UNIVERSAL TYPE 125/1. SPECIFICATIONS

Unconditionally Guaranteed for 12 Months.
Any Special Transformer Made to Order.

Primary.—200 and 240 volts.

Secondary.—400-400 volts at 125 m.a.; 350-350 volts at 125 m.a.; 300-300 volts at 125 m.a.; 800 volts at 125 m.a., half wave; 700 volts at 125 m.a., half wave; 600 volts at 125 m.a., half wave; 575 volts at 125 m.a., half wave; 475 volts at 125 m.a., half wave; 450 volts at 125 m.a., half wave; 400 volts at 125 m.a., half wave; 350 volts at 125 m.a., half wave; 300 volts at 125 m.a., half wave; 250 volts at 125 m.a., half wave; 225 volts at 125 m.a., half wave; 7½ volts at 4 amps. tapped at 5 and 4v.; 7½ volts at 4 amps. tapped at 4 and 2½v.; 4 volts at 9 amps. tapped at 2½v.

PRICE . . . 27/9 EACH

STANDARD 1933 TYPE 125/2. SPECIFICATIONS:

Primary.—200 and 240 volts.

Secondary.—385-385 volts at 125 m.a.; 5 volts at 2 amps.
C.T.: 2½ volts at 5 amps.; 2½ volts at 4 amps.

PRICE . . . 19/9 EACH

L.A.F. POWER TRANSFORMER. TYPE 100/1

Primary.—200 and 240 volts.

Secondary.—385-385 volts at 100 m.a.; 5 volts at 2 amps.
C.T.: 2.5 volts at 3 amps.; 2.5 volts at 9 amps.

PRICE . . . 15/6 EACH

L.A.F. POWER TRANSFORMER. TYPE 75/1

Primary.—200 and 240 volts.

Secondary.—385-385 volts at 75 m.a.; 5 volts at 2 amps.
C.T.: 2.5 volts at 5 amps.; 2.5 volts at 3 amps.

PRICE . . . 13/6 EACH

L.A.F. POWER TRANSFORMER. TYPE 100/2

Primary.—200 and 240 volts.

Secondary.—375-375 volts at 100 m.a.; 4 volts at 2 amps.
C.T.: 4 volts at 2 amps.; 4 volts at 4 amps.

PRICE . . . 15/9 EACH

RADIO TRADERS AND SET BUILDERS — SEND FOR SPECIAL WHOLESALE BARGAIN LIST.

LIKE-A-FLASH "B" CLASS AND "A" CLASS TRANSFORMERS AND CHOKES

L.A.F. "A" CLASS AUDIO TRANSFORMERS

Shielded—5 to 1 Ratio	8 9
3½ to 1 Ratio	8 9
2 to 1 Ratio	8 9

L.A.F. "B" CLASS PUSH-PULL INPUT TRANSFORMER

Shielded	10 8
--------------------	------

L.A.F. "B" CLASS PUSH-PULL OUTPUT CHOKES

Shielded	9 8
--------------------	-----

L.A.F. "B" CLASS PUSH-PULL INPUT TRANSFORMERS

For 46 and 59 valves—Shielded	11 8
---	------

L.A.F. "B" CLASS PUSH-PULL OUTPUT CHOKES

For 46 and 59 valves—Shielded	9 8
---	-----

L.A.F. HIGH IMPEDANCE AUDIO CHOKE

Shielded—For coupling screen grid detector valve to audio valve	11 8
---	------

L.A.F. POWER FILTER CHOKES SHIELDED

30 Henry 50 m.a.	5 6
30 Henry 75 m.a.	6 6
30 Henry 100 m.a.	7 3
30 Henry 150 m.a.	8 9

LEVENSON'S GUARANTEE A CHEAPER PRICE FOR EVERYTHING IN RADIO

INTERMEDIATE TRANSFORMERS

RACOPHONE INTERMEDIATE FREQUENCY TRANSFORMERS .. 12/6
 6 POINT TONE CONTROL, in Bakelite case. 1 hole mounting, 2 connections 5/6

LEKMEK INTERMEDIATE FREQUENCY TRANSFORMER

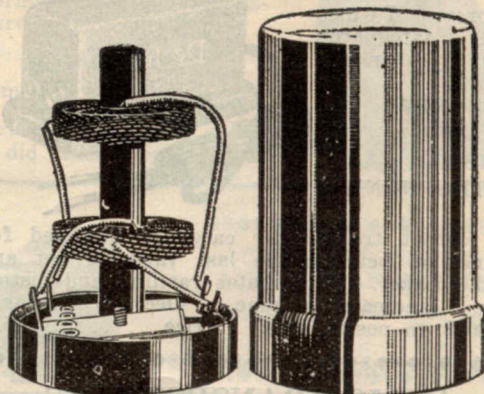
Type 186, as supplied in all Lekmek Kits. Special Bakelite Bobbin Coils designed for low noise level, and high amplification. PRICE .. 12/6
 Type 460. PRICE .. 12/6

AIRZONE NEW INTERMEDIATE FREQUENCY TRANSFORMER

The Airzone new intermediate frequency transformer. Moulded porcelain base for high efficiency, and low high frequency loss. Adjustable phosphor bronze plates specially designed to provide practically straight line capacity increase. The tuning inductances are honey-comb coils precision wound on specially treated formers. Aluminium cans.
 Retail Price, each .. 12/6
 These units are tuned to 175 K.C. and 46 K.C.

SAXON INTERMEDIATE TRANSFORMERS
 In Cans. 465 or 175 K.C. ... 8/6

R.C.S. INTERMEDIATE TRANSFORMERS



460 K.C. ... 7/10
 175 K.C. ... 7/10
 465 K.C. ... 17/-

PRICES

1 Watt	
10,000 ohms to 1 meg. ...	2/-
2 meg., 3 meg., 5 meg. ...	2/6
2 Watt	
2,000 ohms to 1 meg., ...	3/-
2 meg., and 3 meg., ...	3/6

- SPECIAL FEATURES**
- 1 Impervious to Moisture.
 - 2 Noise level guaranteed LOWER than any other resistor.
 - 3 Temperature co-efficient averages 0.04% per degree Centigrade.
 - 4 Ability to withstand overload.
 - 5 Resistance ratings Accurate.
 - 6 Defy humidity.

There is only one genuine Durham I.R.C. Metallized Resistor



An efficient Circuit demands Durham I.R.C. RESISTORS AND T.C.C. CONDENSERS

T.C.C. MICA MOULDED CONDENSERS

Tested at 1500 volts D.C.; Minimum Insulation Resistance 5000 megohms.

.0001 to .00025	1/6	.004 to .006	2/3
.0003 to .0005	1/7	.007 to .009	2/6
.0006 to .0009	1/10	.01 mfd.	2/9
.001 to .003	2/-	.0001, .0002, and .00025 (with clips)	2/-

Also T.C.C. Electrolytic Wet and Semi-dry Types

THE NEW T.C.C. ELECTROLYTIC CONDENSER

8 mfd. 600 volt peak, 500 volt working, 7/6

NOYES BROS. (Sydney) LTD.

Wholesale Distributors

RADIO DEPT.: 78 Clarence St., Sydney, HEAD OFFICE: 115 Clarence St., Sydney

Phone: B7581 (10 lines)

1 WATT STREET, NEWCASTLE

KEEN STREET, LISMORE

ELIZABETH STREET, BRISBANE


AUDIO TRANSFORMERS

CROSLY AUDIO TRANSFORMERS

Most suitable for Replacements, being very compact. Replaces any ratio, suits any set 6/9

Improve Tone and safeguard your Speaker.

THE NEW
DE JUR
AMSCO
ORTHOPHONE



An output transformer carefully designed for connection between the last valve of set and loud speaker. Eliminates rattling and distortion. Increases volume. Decreases speaker breakdown possibilities. Price 15/-

AUDIO TRANSFORMERS

Of all Kinds and Makes. Replacements for all sets . . for Less Money

BURNT-OUT SPEAKER UNIT TRANSFORMERS

Want rewinding one side. Stalloy Iron. Approximately 2½ in. x 2 in. May be used as a small choke. Excellent for home made Audio Transformers, building small Chokes, etc. NOW .. 9d. EACH

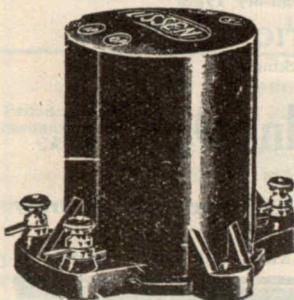
WE ARE PARTS EXCHANGE EXPERTS

Your discarded set or old junk is worth real money! Let us take your unwanted radio goods in part payment for new season's components and accessories or kit of parts—in fact any radio apparatus.

BEST PRICES ALLOWED

FULL WAVE TRANSFORMER

For 280 or 1560 valve. 240 Primary, 480 Output C.T. 5 volts at 2 amp. 10/6



LISSEN British Built Transformers

Shielded Case 12/6
(As Illustrated)

Super Model 24/-

Famous for Tone

Standard Ratio 3½ to 1

12 Months' Guarantee.

VARIOUS TYPES OF TRANSFORMERS


- Push-Pull Input Transformer for "B" Class Amplifier in 100% Receiver (Unshielded) 14/-
- S.P.A.C. Output Choke for "B" Class Amplifier in 100% Receiver (Unshielded) 14/-
- A.T.C. Transformer, First Grade Audio Transformer, Ratio 3-1 14/-
- Crosley General Purpose Audio Transformers. Now 6/9
- H.I.A.C. High Impedance Audio Choke .. 14/-
- A.T.4 Audio Transformer, Second Class .. 14/6
- Trade-in Audio Transformers, as new. All leading makes 6/6

Send your inquiry stating goods you wish to dispose of and the new goods you desire to secure.

WE GIVE YOU BETTER VALUE

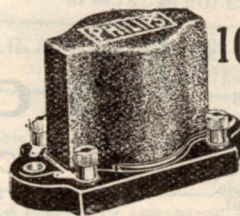
PHILIPS FILAMENT

FACTORY TYPE TRANSFORMERS



- Mains, 240; Fil., 2.5 and 2.5; Secondary 220 6/9
- Mains, 240; Fil., 4v. and 4v.; Secondary 480 C.T. 6/9
- Mains, 240; Fil., 6v. and 6v. 6/9
- Mains, 240; Sec. 220; Fil. 6v.; for 201A valve 6/9
- Mains, 240; Sec. 480; Fil. 6v.; for 280 valve 6/9
- Any Special Type to order at . . . 6/9 each

PHILIPS TRANSFORMERS



Type 4003, Audio, Usually 27/6
Now only 10/- EACH

Buy one now! This phenomenal value cannot last. Guaranteed 12 months. Slightly soiled appearance, due to loose packing.

EMMCO TRANSFORMERS

All Ratios. A large stock removed from battery sets, each, 6/6, 7/6 8/6
Condition as new.

"A" CHARGER TRANSFORMER

For use with Dry Rectifier 6/9

FILAMENT TRANSFORMER

For 4-volt valves. 240 volt Primary, Secondary 4 volts at 8 amps. C.T. . . . 6/9

Send 2d. Stamp for Illustrated Cabinet and Radio Combination Cabinet Folder.

LEVENSON'S GUARANTEE A CHEAPER PRICE FOR EVERYTHING IN RADIO

AUDIO AND BELL-RINGING TRANSFORMERS

AUDIO . . . AND BELL RINGING TRANSFORMERS

KLINGAL

King of Bell-Ringing Transformers

Connect to 240 volt A. C. mains. Delivers 3, 5, or 8 volts at 1 amp.

Useful for ringing bell alarms Burglar Alarms, etc. . . . 12/6
Also "Record" Brand at 7/6



RECORD BELL RINGING TRANSFORMER

Converts 240 volts down to 3 volts, 5 volts, or 8 volts, as desired.

PRICE 7/6

Philips Reliable Audio Transformers' Type (as used in Philips Radioplayers). In metal case with Mounting Brackets. PRICE 6/-




A.W.A. AUDIO Transformers

3½ or 5 to 1 Ratio "IDEAL" Type, Reconditioned & guaranteed . . 10/-

Unshielded Manufacturers type Push Pull 13/6


Ideal Unshielded Audio Transformers . . 13/6



DE JUR Output Transformers 1 to 1 Ratio.

PRICE . . 15/-

Improves Tone Eliminates Distortion



A SPLENDID TRANSFORMER

Lissen Super Audio Transformers. Bakelite Moisture Proof Shielding.

Price . . 24/-


Smaller Model . . 12/-

British and Best. A splendid crackle proof job.




CROSSLEY MIDGET AUDIO TRANSFORMER

In Original Cartons, 15/-
NOW 7/6




STALLOY STEEL LAMINATIONS

Measure 4 inches x 2½ inches. 6d. per lb. weight.




LAMINATIONS FOR POWER TRANSFORMER BUILDING . . . 2/- lb.

PILOT Bakelite Moisture Proof Audio Transformers. Bankrupt Stock. 18/6
NOW 8/6
Reconditioned as New.



No. 1



No. 2

EMMCO AUDIO TRANSFORMERS

Traded in and removed from assembled Battery sets. Tested, Reconditioned, and sold as new.

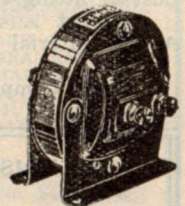
No. 1 Type 7/6

No. 2 Type 6/6

No. 3 Type 8/6

Emmco Pep-Punch Standard Audio Transformer 11/-

Like a Flash Manufacturers' Type Audio Transformers 8/9



No. 3

BATTERY SETS

A SIX-VALVE BATTERY UNIVERSAL SUPERHETERODYNE

"REALISM IN RADIO"

Unequaled for Country Long - Distance Reception

The Universal Five Valve Battery Superheterodyne has up till the present time been the most powerful long distance receiver, but it is out of the reach of many people on account of the heavy battery current consumption.

At last this problem has been solved, as the new type of indirectly heated cathode 2-volt valves are now obtainable. One of these valves, the No. 15, is an indirectly heated 2 volt screened grid tube specially designed as a detector oscillator in an autodyne circuit. The No. 19 valve is a new "Two-in-one" class "B" output tube which consists of two sets of elements in the one glass envelope.

Using these two valves in conjunction with the four others of the 30-32 types, we have now available a battery chassis which we claim unbeatable for range and tone.

The output of these six valves is equivalent to that of an ordinary eight valve super. but the current drain is less than half.

A two volt accumulator of say 50 amp. hour is recommended and a 135 volt triple capacity B battery. No C battery is required.

The A drain by the six valves is only .7 amps and the B, 12 milliamps.

We are in the happy position of now having this receiver available for our country clients and we predict that even the prenominal sales record of the "Universal Five" will be beaten with this remarkable outfit.

The factory built chassis and other necessary material all obtainable as follows:--

1 Six valve Universal Super Chassis	£9 17 3
1 Set of valves comprising: 2 No. 32, 2 No. 30, 1 No. 15, and 1 No. 19	4 12 3
1 2 volt 50 amp. accumulator	1 2 6
3 45 volt triple capacity "B" batteries	2 3 6
1 Permagnetic Loud Speaker	3 0 0
1 "Brownmore" Console Cabinet	2 19 6
Cost of fitting chassis and speaker to cabinet	10 0
Aerial Material	5 6
Price Complete	£24 10 6


EDISON BELL 2-STAGE AMPLIFIERS

In neat Oak Cabinet 22/6
Valves and Batteries extra.

Ideal for all amplifying purposes, Crystal sets, etc. Ready Assembled.

Worth 63/-

If round 1½ volt dry cells are used as "A" battery, 4 will be required connected in a series-parallel arrangement. The cost will be 9/-.



If Siemens rechargeable Le Clanche cells are substituted for accumulator, four size "O" cells will be required, connected in series-parallel. Price 45/-.

Extract from a letter received from a client in Natimuk, Victoria, reporting on results obtained from this set.

" . . . Last night I logged Australasia from Western Australia to Wellington, New Zealand.

The selectivity is extraordinary, six stations within 4 degrees on the dial.

This morning between 7 and 8 a.m. I logged 17 stations with full loud speaker strength on an outside aerial.

My friends were thrilled with the idea of reproduction on a battery set equal to an all electric set . . ."

Here's a Snap for the Experimenter or Home Set Builder—

Absolutely phenomenal value but suitable only to those prepared to dismantle and reconstruct to modern circuit.

A.W.A. RADIOLA 2-VALVE SETS


Original Cost . . . £10
NOW £2

The whole set housed in Highly Polished High-grade Cabinet with nickel carrying handle.

We supply charts free of charge with set for those who desire to modernise this Splendid Bargain.

The "Universal" 5 Valve Superhet.

is by far the Most Outstanding Battery Operated Set yet presented to the listening-in public! A definite long-distance getter. Ideal for all conditions — admirably suited for far outlying locations and Islands in the Southern Seas. This most excellent Radio is a development of the popular 4-Valve Universal Superhet. from "Wireless Weekly". By adding a R.F. stage we claim the efficiency has increased 200 per cent. It is the finest Daylight Receiver yet to come under our notice. The indirectly heated valves are fed from a 6-volt Accumulator. **Only £23/10/-**



Positively the greatest Radio of its type ever produced.

Recommended for Southern Seas and Country Areas

£23/10/- complete with Permagnetic Speaker housed in polished handsome Floor Model Cabinet.

Everything from A to Z ready to "listen in" with THE BATTERY OPERATED

RADIO SUPREME

At last a Radio Receiver that is positively perfect in every detail

For Islands in the Southern Seas and out lying Districts — **HERE'S THE RADIO YOU NEED!**

The special price for this Air Wizard is set out as follows:—

The modern ready built metal Chassis complete with matched Philips or Mullard Valves ..	£13 1 3
The 3 Heavy Duty "B" Batteries	1 15 3
The Accumulator, 6 volt, 105 amp. hour	3 16 6
The New Like a Flash Permagnetic Speaker. Our Price ..	3 0 0
or R.C.A. Cone Speaker	2 10 0

Cabinets to Suit, see Cabinet Section, page 58— or send 2d. Stamp for Illustrated Cabinet Foller.

THE RADIO WORLD KNOWS NO BETTER WIRELESS PERFORMER.

A DAYTIME RECEIVER.

"IT'S THE BEST WE CAN OFFER YOU"

Unsolicited Testimonials

Selected at random from hundreds of others

Telegram from Dr. Kelly, Wowan, via Rockhampton:—
"Results perfect, reception beautiful, Brisbane, Sydney, Melbourne, Adelaide stations. 2 p.m.—Dr. Kelly."


* * * * *
A. F. McGrath, Stonehenge, Q'ld., writes—
I have heard many sets, but since I heard The Universal Super Het. I am satisfied I never heard a real Radio before.

* * * * *
Les. V. Scott, "Clifton", Allena, via Barmedman—
On the afternoon Mr. Scott received his set he reported loudspeaker reception by daylight of 22 stations and the same evening between 8 and 11, 52 stations.


The following is an extract from his letter—
"Here is a list of stations logged here between 8-11 p.m.:
2CO, 7ZL, 3AR, 5CK, 2FC, 6WF, 5CL, 4QG, 3LO, 2BL, 6PR, 7HO, 4RK, 3UZ, 2GB, 5DN, 3BO, 3HA, 2UE, 5PI, 2CA, 4MB, 2KY, 2SH, 7LA, 2HD, 2UW, 4BE, 3YB, 2WG, 4TO, 3DB, 2CH, 2NC, 2SM, 3TR, 4BK, 3BA, 5AD, 3KZ, 4BH, 2GN, 3GL, 2KO, 3AW, 7UV, 2AY, 3AK, 2AY Wellington, N.Z., 3YA Christchurch. Good daylight reception of 2CO, 3AR, 5CK, 2FC, 5CL, 3LO, 2BL, 3UZ, 2GB, 3HA, 2UE, 2KY, 2UW, 3DB, 2SM, 3KZ, 2GN, 3AW and weakly 4QG, 2HD, 3GL, 2AY."

* * * * *
Telegram from Mungindi, N.S.W. (near Q'ld. border):—
"Results exceed all expectations with the Universal 5 Superhet. Brisbane, Sydney, Melbourne, Adelaide stations full loud speaker strength midday."—Toombs, Commercial Hotel.

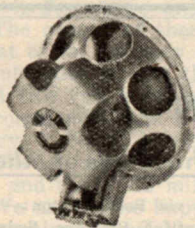
PERMANENT MAGNET
DYNAMIC
TYPES




"03" TYPE.—A "2 claw" Per-Mag. Dynamic Speaker for battery operated receivers.



"01" TYPE.—Similar to 03, but employing a heavier Magnet.




"L" TYPE.—Similar to types 03 and 01 but employing a tremendously powerful "4 claw" Magnet.

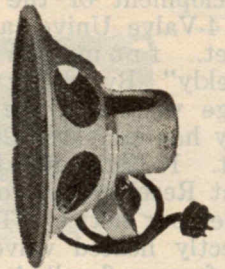


Cabinet to house any type of Per-Mag. or Electro-Mag. Dynamic Speaker.


ELECTRO DYNAMIC
TYPES




"M" TYPE.—A miniature Amplion for "Midget" and Auto Sets.



"Q" TYPE.—For all Standard A.C. Receivers



"P" TYPE.—For "de luxe" Receivers, Amplifiers, or Talkie apparatus.



"A108" UNIT.—For large Amplifiers, also large Talkie Apparatus.

AMPLION

The most complete range of Dynamic Speakers ever offered on the Australian market

"Nearly half a century of research and experimental work in the perfecting of electrical loud speaking apparatus of every description have assured the name of Amplion, standing, as it does to-day, as symbolical of all that is best in the manufacture of loud speaking apparatus."

Amplion Speakers were the first standard equipment in Australia. Amplion Dynamic Speakers were the first speakers manufactured in Australia. Amplion Dynamic Speakers to-day are standard equipment in all leading makes of Radio Receivers throughout Australia, and are entirely trouble-proof.

Leaders Since 1885

PRICES

"03" Type	£3 0 0
"01" Type	£3 17 6
"L" Type	£5 0 0
"M" Type	£1 5 0
"Q" Type	£2 0 0
"P" Type	£4 7 6
"A108" Type	£14 0 0
Cabinet	£2 0 0


THE SIGN OF ENDORING QUALITY

ADVERTISEMENT OF SPEAKERS (A'sia) LTD., 70 CLARENCE ST., SYDNEY.

LEVENSON'S GUARANTEE A CHEAPER PRICE FOR EVERYTHING IN RADIO

Country Folk!

LOOK! THE GREATEST RADIO SNAP
YOU WERE EVER OFFERED!



OUR
LOSS . . .
YOUR
PROFIT!

KOLSTER BATTERY SETS

Nothing Better. Definitely better than any A.C. set yet devised. Excellent for long distance reception. South Africa and Japanese stations not infrequently received on these very fine sets. This set is used professionally in the highest Radio Departments. There's a recommendation! As illustrated.

WORTH THREE TIMES THE MONEY

- 7-valve Shielded Set in Cabinet as above .. £7
- 8-valve Shielded Chassis only .. £8
- Speaker, Valves and Batteries Extra.

Battery Operated Receivers—The Best in the World! The A.C. set has diminished the demand for battery sets. We have been compelled, therefore to suffer a big loss on these famous Kolster 7-valve Table Model Receiver, complete with R.C.A. valves, Impex "B" and "C" Batteries, Clyde 105 amp. 6-volt accumulator, R.C.A. 103 Cone Speaker, Aerial material. Price Complete . . . £19 10 0
In Console Cabinet . . . £21 10 0

Kolster 8-valve Set in Floor Model Cabinet and including all Accessories. Price Complete . . . £22 19 6
In Console Cabinet . . . £24 19 0

AUDIOLA 6-VALVE SET

In Table Model Cabinet.
3 stages R.F., single-drum dial tuning, totally shielded metal chassis, in neat table model cabinet with grained metal front panel. Excellent all-round set. Price, set only . . . £6
With all High Grade Accessories and R.C.A. Cone Speaker . . . £15 10 0
In Console Cabinet . . . £17 10 0

Australia's Leading 4-Valve Battery Set. "THE SKYRAIDER 4"

Will do everything a Real Modern Radio is expected to do. Price, with Permagnetic Speaker . . . £17/10/-
£16/10/- with R.C.A. Cone Speaker
12 Months Guarantee.

Including New Metal Way Chassis; housed in handsome Console Cabinet with Amplion Permagnetic Speaker or—

THE LITTLE DUKE "TWO-VALVER"



A wonderful Midget Battery Set capable of exceptional long distance reception. Complete in cabinet with Amplion Cone Speaker .. £6/4/-

"PFANSTIEHL" 7-VALVE SET

IN HANDSOME TABLE MODEL CABINET

Single dial tuning. Illuminated, reading directly in wavelengths, 3 stages tuned radio frequency. One of the best sets we have ever handled for long-distance reception, with the greatest ease of tuning, and has a great reserve of volume. Excellent all-round city or country receiver.
Price . . . £7

Price of Chassis in Table Model Cabinet	£7 0 0
6 UX201A Valves	3 7 6
1 UX171A Valve	12 0
3 L.A.F. 45v. H.D. B Batteries	1 15 3
1 L.A.F. 9v. C Battery	2 0
1 6 volt 105 amp hour Accumulator	3 16 6
1 R.C.A. 103 Cone Speaker in mantle type cabinet	2 10 0
Aerial Material	4 6

Total Cost Complete £19 7 9


RECONDITIONED TRADED-IN BATTERY SETS

We have hundreds of all kinds and makes in stock

3 Valve Sets	£1 10 0
4 Valve Sets	£2 0 0
5 Valve Sets	£2 10 0
6 Valve Sets	£3 0 0

EACH COMPLETE WITH CABINET.
Batteries, Valves and Speaker extra. See the various lists in this catalogue.

LEVENSON'S GUARANTEE A CHEAPER PRICE FOR EVERYTHING IN RADIO



Diamond T
Table Model Radio

If you would save ... 10%

From everything you bought including Radio—from Shoes, Crisette, Motor Cars or Babina Prams; anything you wear or eat or use.

JOIN NOW

Our 500 Club

MEMBERSHIP: 5/- ANNUALLY

AMERICAN BATTERY OPERATED RECEIVERS!

A selection of the best imported American Receivers, at one third of landed cost. Miracle price £1 per valve socket. 5 Valve Sets, £5. 6 Valve Sets, £6. 7 Valve Sets, £7. Valves, Batteries, Speakers extra.

All fully tested and guaranteed brand new direct from factory. These sets are of modern types, one dial control, will receive interstate stations anywhere—are part of the latest shipment of imported sets to arrive in Australia before the Government prohibition of imported receivers.

DIAMOND T. 5-VALVE SET

As illustrated above.

2 Stages Radio Frequency. Standard Neutrodyne 3 tuning dials, with built-in speaker. Table model cabinet. Excellent for interstate reception. Good country set.

Price of Set in Cabinet	£5	0	0
4 230 L.A.F. Valves	3	3	9
1 231 L.A.F. Valve	12	9	
1 2 volt Clyde Accumulator, 40 amp hour	15	0	
2 45 volt L.A.F. H.D. B Batteries	1	3	6
1 9 volt L.A.F. C Battery	2	0	

Total Cost £10 17 0

£13/10/- Complete with High Grade Cone Speaker

Special Punching Bakelite, (Brown or Black used for making sockets, etc.)

1/16in. thick, per lb.	4/5
1/32in. thick, per lb.	5/7
1/64in. thick, per lb.	8/9

Copper shielding (braid) tubular; code word "Chaos" suitable for sliding over hook-up wire, per yard. 3d.

Glassine paper. Used for insulating Power Pack Transformers.

1½ mil. thick, 3d. per square yard, per lb.	3/1
1 mil. thick, 2½d. per square yard, per lb.	3/5
2 mil. thick, 4½d. per square yard, per lb.	3/1

TURN TO PAGE 88 AND EXAMINE THE WONDER OFFERS

AGAIN WE SAY . . .

WE WILL NOT BE UNDERSOLD!

Levenson's Policy is to give their customers the finest values obtainable in the radio field. It has been, and is, our belief that every customer is entitled to the lowest current prices on all merchandise.

We intend to continue this policy, even in the face of rising prices and increased costs brought about by the overseas exchange rate. Should you see any item in our catalogue listed in a mail order competitor's catalogue at a lower price for the identical merchandise, write and tell us about it, giving the name of competitor and his catalogue page number, AND WE WILL SHIP THE ITEM TO YOU AT THE SAME PRICE.

Should the price on any of our merchandise be reduced after this catalogue has been printed, when your order is filled, you will be charged at the reduced price. In other words you can never buy from anybody cheaper than you can buy from Levenson's Radio. **WE WILL NOT BE UNDERSOLD!**

G.E. RADIO SETS

Model	Description	List Price
50-E	A.C. 5-valve Super Mantel Model	£19 15 0
53-E	A.C. 5-valve Super Console Model	£25 15 0
73-E	A.C. 7-valve Super Console Model	£33 15 0
173-E	A.C. 7-valve Super Console Model	£39 10 0
63-B	6-valve Battery-operated Console Model	£37 10 0
83-B	8-valve Battery-operated Console Model	£45 10 0

"MAJESTIC" AMERICAN MADE 6 VALVE "AUTO" RADIO
With 8 Valve Performance

Has Tone Control, Automatic Volume Control, Jacks for extending speaker, Booster Switch, Airplane Illuminated Dial, Dynamic Speaker, Eliminator to work from the car accumulator, and Chassis all in one case.


PRICE £25/10/-

LEVENSON'S GUARANTEE A CHEAPER PRICE FOR EVERYTHING IN RADIO


LEVENSON'S MINIATURE "LIKE-A-FLASH" ALL ELECTRIC 3-4 VALVE SUPERHET. RADIO RECEIVER

In handsome exclusive polished cabinet, 12½ x 8 x 7 inches (not much larger than a cardboard boot box) Dynamic Speaker — High Grade Matched Components — Wonderful Life-like Tone.

PRICE .. £10 CASH



As modern as the very morn. Made by hand by Senior Expert Mechanics in our own work-rooms. Each one individually made and perfectly tested. (A mid- get with the power of a Giant).



Like-a-Flash A.C. Sets

MODEL 6LRE CHASSIS

For Cabinet to suit this Series turn to the CABINET SECTION of this Catalogue.

Five Valves and Rectifier. Three Controls— Station, Volume and Tone. Ultra-sensitive, with extremely wide daylight range. Full Interstate night reception.

Valves required—

Two .. . 57	One .. . 59
Two .. . 58	One .. . 80

Chassis Price	£11 12 6
Valves Price	4 10 0
Saxon Dynamic Speaker	1 5 0

MODEL 5LRE CHASSIS

Four Valves and Rectifier. Three Controls— Station, Volume and Tone. Wide daylight range. Full Interstate and Overseas night reception.

Valves Required—

Two .. . 57	One .. . 59
One .. . 58	One .. . 80

Chassis Price	£11 9 0
Valves Price	3 15 0
Saxon Dynamic Speaker	1 5 0

For Cabinets to suit see CABINET SECTION.

We Specialise in Repair Work. Quick, Cheap, and Efficient Work.

Speakers and Earphones a Speciality.

Get an estimate now.



MODEL 7LRE SUPERHETERODYNE CHASSIS

Six Valves and Rectifier. Latest development of 1933 Standard Super. Outstanding features are Selectivity, Sensitivity and excellent Tonal Quality. Tuning dial calibrated in kilocycles

as well as regular logging numbers 0 to 100. We maintain this receiver to be the best value for the money offered by any radio firm in the Commonwealth.

Valves required—

Two .. 58	Two R25 or Two 2A5
One .. 57	One 80
One .. 55	

Chassis Price	£13 2 6
Valves Price	5 9 6
Jensen D9 Large 1200 ohm Dynamic Speaker	2 10 0
In Console Cabinet	£23 10 0

MODEL 6a LRE CHASSIS

Five Valves and Rectifier. Four controls— Station, Volume, Tone and Silent. Ultra-sensitive with extremely wide daylight range. Full Interstate night reception.

Almost equal in sensitivity to 6LRE but with special tonal quality of reproduction.

valves required—

One .. . 57	One .. . 59
Two .. . 58	One .. . 80
One .. . 55	

Chassis Price	£11 19 0
Valves Price	4 11 6
Saxon Dynamic Speaker	1 5 0

MODEL 4LRE CHASSIS

Three Valves and Rectifier. Two Controls— Station and Volume. Electro-power output. Local reception day and night; Interstate reception at night.

Valves required—

One .. . 57	One .. . 59
One .. . 58	One .. . 80

Chassis Price	£7 17 1
Valves Price	3 0 9
Saxon Dynamic Speaker	1 5 0

AIRZONE MODEL 333

4 Valve Table Superheterodyne

It uses four of the most modern valves including the No. 59 power valve. The latest Magnavox Dynamic Speaker; Cadmium plated steel chassis; full floating variable Condenser; a special circuit giving extreme selectivity and freedom from hum; glowing arrow station finder.


Price, Complete in Table Model Cabinet, £14/19/6

AIRZONE MODEL 303

4 Valve Table Superheterodyne

All the power and volume necessary for the ordinary home, bringing in distant stations with clarity. As with several other Airzone Models the 303 is just slightly higher than your table telephone. This little Airzone 303 can be transported easily, taken from room to room, and used anywhere there is a power point handy. Uses the most modern valves including the new No. 59 power valve.

Latest Magnavox Dynamic Speaker; Cadmium plated steel Chassis, of compact design; full floating variable condenser; special circuit giving extreme selectivity, absolute freedom from hum. Price, Complete in Table Model Cabinet, £13/19/6



AIRZONE 5 VALVE CONSOLE SUPERHET.

MODEL 550 (Piano Finished Cabinet)

MODEL 510 (Velvet Finished Cabinet)

Fulfilling a much needed want Airzone have here produced a delightful console 5-valve Superheterodyne which is as pleasing to the eye as it is to the ear. Inside, Airzone's usual high grade craftsmanship in which every detail has been given utmost consideration so that fault and failure MUST be negligible. Five newest type 6 and 7 pin valves: 2-57's, 58, 59 and 280. Magnavox newest type Dynamic Speaker; latest Airzone variable condenser, floating on rubber bushes; Cadmium plated chassis and gramophone pinjacks, complete a splendid chassis.

PRICE COMPLETE (in piano finish) £23/19/6
(In velvet finished cabinet) £22/10/-

**DIRECT CURRENT ELECTRIC
4-VALVE RADIO RECEIVER**

READY FOR OPERATION.

£14/10/- . . . or in Kit form


KIT OF PARTS

1 Chassis 14 x 10 x 2½ inches	6 3
5 UY sockets at 7d.	2 11
5 .5 condensers, at 1/8	8 4
2 2 mfd. condensers, at 2/8	5 4
2 4 mfd. condensers, 500v. test, 4/8	9 4
1 .01 mfd. condenser	1 0
1 .05 mfd. condenser	1 0
1 .0005 mfd. condenser	1 6
1 .0001 mfd condenser	1 6
1 10,000 ohm wire wound resistor, variable	3 10
1 15,000 ohm wire wound resistor, variable	3 10
1 30,000 ohm wire wound resistor, variable	1 0
1 250 ohm wire wound resistor, variable	1 3
1 500 ohm wire wound resistor, variable	1 3
1 600 ohm wire wound resistor, variable	1 3
1 1 meg. wire wound resistor, variable	1 6
1 30 ohm wire wound resistor variable, tapped at 10 ohms	2 6
1 75 C.P. carbon fil. lamp, special	4 6
1 75 ma. choke	9 0
1 15,000 ohm voltage divider, wire wound	2 9
1 3 gang condenser	19 6
1 Vernier dial, with pilot lamp, 6v.	6 6
1 Coil kit, 2 R.F., 1 Ant., 1/6 each	4 6
2 Coil cans, at 9d.	1 6
2 Valve cans, at 9d.	1 6
1 Philips high impedance choke	4 6
1 R.F. choke	1 4
1 Coil hook-up wire	2 6
1 pkt. hardware	2 6
3 yards circular flex	1 6
1 Adaptor	9

VALVES—	£5 16 5
1 Type 39, at 18/5	15 9
1 Type 36, at 17/8	15 9
1 Type 37, at 14/5	13 6
1 Type 41, at 17/8	14 3

SPEAKER—1 7,500 ohm Dynamic £2 19 3
COST OF MAKING . . 50/-

**Like a Flash 1933 STANDARD
6/7 Electric Super Heterodyne**



GUARANTEED 12 MONTHS
Chassis fitted with Philips Valves .. £12 3 11
Jensen D17 1200 ohm P.P. Dynamic
Speaker, extra 1 11 6

LEVENSON'S GUARANTEE A CHEAPER PRICE FOR EVERYTHING IN RADIO

Reliable Electric Radios



For areas where only Direct Current Electric Supply is available

Each model individually made in our own workrooms by senior mechanics.

"LIKE A FLASH"

A 4-VALVE DIRECT CURRENT ELECTRIC SUPER-HET. RADIO SET WITH DYNAMIC SPEAKER AND HANDSOME FLOOR MODEL CABINET £14/10/-

Guaranteed 12 months.

AIRZONE—MODEL 909

9 Valve Dual Speaker Superheterodyne "Radio Magnificent"

9 Valves (latest 6 and 7 pin type); Glowing Arrow Station Finder; Tone Compensation, perfect tone balance; Magnavox Dynamic Dual Speakers; Distinguished Cabinet Design; as well as every known worthwhile modernity in Radio. Utmost simplicity has been aimed at, and achieved by the elimination of mere gadgets.

PRICE COMPLETE £49/10/-

AIRZONE—MODEL 909C

Combination Radio and Gramophone

This model uses the same receiving set as the excellent Airzone 909 Model with the exception that it also embraces the most wonderful gramophone combination you have yet heard. Truly this is music at its best.

PRICE COMPLETE £75

THE AIRZONE "NEW CENTURY" 5

The Airzone "New Century" Five Valve Superheterodyne is not by any means a "midget", "Cigar-box" set, but a full-sized receiver condensed into the minimum space. It contains:— Full sized Magnavox Dynamic Speaker; Five of the newest 6-pin type Valves, including the new 2.A5 full sized Power Tube, which delivers 3 watts undistorted output; Tuning Control illuminated and graduated in metres; Volume Control illuminated and graduated tone scale; Cabinet Work in smart lacquer or distinctive Veneers.

PRICE COMPLETE £17/17/-

AIRZONE 4 VALVE CONSOLE SUPERHET.

MODEL 315 (Piano Finished Cabinet)
MODEL 305 (Velvet Finished Cabinet)

Its cabinet work is well ordered and chassis comprises latest Magnavox Dynamic Speaker; full floating variable condenser; a special circuit giving extreme selectivity; Cadmium plated steel chassis; and the following newest valves: 57 (detector oscillator); 58 (I.F. amplifier); 59 (detector amplifier); and 280 (Rectifier).

PRICE COMPLETE (in piano finished cabinet) £18/18/-
(In velvet finished cabinet) £16/19/6


THE NEW AIRZONETTE PORTABLE

All Electric Home and Travelling Companion. Offering in two types with 4 Valves and 5 Valves respectively. You can take this excellent little set anywhere you go—in the car, tram, train or bus—use it in the living room, bedroom, dining room, porch or week-end cottage, to parties—anywhere there is a power point handy, and have on hand always the best programmes—(Interstate Reception is guaranteed)—music, education, sporting, etc., etc.

4 VALVE AIRZONETTE COMPLETE, £14/19/6

Weighs only a few pounds—offering in neat imitation leather cases in the following colours: Red, dark blue, dark brown, black and green.

5 VALVE AIRZONETTE COMPLETE, £17/17/-



THE NEW AIRZONE MODEL 501

5 Valve Table Superheterodyne

It is barely 18 inches high. A year ago it would not have been deemed possible—to-day AIRZONE offers you the latest development in the Superhet. field—5 valves (the latest six-pin valves: two 57's, 58, 59, and 280); Interstate reception guaranteed; Magnavox latest type Dynamic Speaker; Airzone variable Condenser floating on rubber bushes; Cadmium-plated chassis; gramophone pin-jacks.

PRICE COMPLETE £18/18/-

ELECTRIC RADIOS ARE SAFE!

But, like all other mains-operated devices, they must be correctly installed. Read here some of the points to be watched in handling them.

FROM WIRELESS WEEKLY

The electric power mains are used nowadays so extensively for radio receivers that it is only logical to allow connection to them as much respect as is given to any other electrical devices. The comparative homeliness of a radio receiver is in itself disarming—it is difficult to imagine how such a harmless-looking and benign an instrument could be capable of any recalcitrant behaviour—until something goes wrong!

RADIOS ARE SAFE

The safety of the modern radio set is beyond question. It has been gained by care in design and sane manufacture. Properly installed, an all-electric radio is actually safer than the majority of electrical devices. But, as is the case with all these things, there is a right and a wrong way of installation. As long as a few standard rules are followed, and a knowledge of what constitutes a permissible connection is possessed by the home-builder, it should be possible to avoid any pitfalls which later might lead to trouble.

INSTALLATION

The most important thing to remember about the connection of a radio set is that the power flex must be plugged to an approved wall plug or socket placed there by a regular electrician. This requirement is set out in the regulations, and must be followed. How many people consider that a two-way adaptor attached to a lamp pendant for instance, is sufficient to supply their radio with power? And, yet, this connection, however convenient, is not permissible for a permanent fixture such as a radio set.

The ideal connection is to a separate power-point, installed for the exclusive use of the set. If the radio is switched on and off at this plug switch, the user may be reasonably certain that he has complied with everything to assure safety on this score. A switch in the power line should never be placed on the chassis itself.

USE POWER FLEX

Another most important point to be watched is that the connection to the receiver is by means of circular power flex. No damage must be possible to the wire under reasonable conditions, and no risk run of having the insulation rubbed off, and causing a short circuit.

Lighting flex, such as is allowable for light pendants, should never be used for radio sets. Where such things as carpet-sweepers and vacuum-cleaners are apt to take their daily toll, there is considerable wear and tear on the average connecting wire, and the inference is obvious.

BREVITY FOR SAFETY

Keep the power leads to your radio set as short as possible. The maximum length of flex which any set should have is about nine feet. Anything longer than that begins to look very much like a permanent installation, and, as such, would come under the same heading and any other, and call for installation by an electrician.

It is extremely probable that the temptation to run the lead to the radio set from a power point some distance away has proved too great for many and, therefore, a long cord has been tacked to the skirting by means of insulated staples. This is a practice which is strongly to be condemned. There is no doubt, in this case, that such an installation is permanent, and, therefore, incorrectly installed, and actually contrary to regulations.

EXTENSIONS

It is also bad practice to carry an extension wire to a radio set from one room to another. If the set is to be operated in one room, it should be connected to the power plug installed in that room, as the proper and authorised source, and not be operated at the end of a long flex, which may be broken in a door hinge, or torn from its support by an unlucky member of the household.

CONNECTION OF THE SET

The actual connection of the power to the set transformer usually takes the form of two soldered joints, suitable lugs being provided on the transformer terminal strip. Only enough of the flex should be bared to make a solid joint. More important is the provision of something to take the strain of an unexpected pull on the flex.

The hole stamped in the chassis through which the flex passes should be fitted with a rubber bushing to stop the metal cutting through the insulation. Just inside the chassis, tie a solid knot in the flex. The knot will not pass through the hole, of course, and thus will form an ample anchorage sufficient to stand any reasonable tug on the wire. All connections to high voltage will, in the modern set, be under the cover of the chassis. If they are not, they must be provided with a cover of some kind, and fitted in such a manner that no accidental contact will cause danger.

AERIALS AND EARTHS

With the electric set, it is important that care should be taken with the aerial. Most people realise that aerials should never be erected to pass under or over power leads. Should one or another blow down and come into contact with the aerial, obviously the set would become alive, and possibly cause trouble for someone who touched it. In any case, take care that the aerial is anchored firmly at both ends, and not merely strung up on crazy-looking poles, such as one often sees round the place. An aerial which is liable to come down is a nuisance and possible danger to everyone.

EARTH WIRES

The earth wire is rather an important part of an electric set, as it is more or less a safeguard, should the occasion arise. It should be made of heavy insulated cable, firmly connected to the set chassis, and clamped to an earth pipe or point. Its insulation is important in case other electrical appliances should become alive. For instance, if a vacuum cleaner developed a fault of insulation, and the housewife while holding the metal portion of it, also touches an earth wire, most probably she would get a shock. Therefore it is inadvisable, in case such a rare occasion should arise, ever to have a bare earth wire in a room where electrical appliances are also being used.

BE SURE—AND SAFE

Finally, remember that alterations or adjustments to a radio set which entails investigation where high tension currents are about, should be made after the power is switched off, and the plug actually removed from the socket. When this has been done, it is impossible to receive a shock from the mains. In this, as in all other matters of installation, it should be the aim of every radio man to observe correct methods in the interests of himself, of satisfactory operation, and of good practice.

BUILD YOUR OWN HALF-AMP. BATTERY CHARGER AS SIMPLE TO ASSEMBLE AS A SET OF BLOCKS

The Transformer, 240/50 tapped at 4v.	15	0
Philips Valve No. 328	17	6
2 yards Circular Lighting Flex	1	0
1 Adaptor	1	0
2 Terminals		6
1 Baseboard		6
1 coil De Jur Hook-up Wire		9

Charts supplied only with Kit £1 16 3
READY ASSEMBLED . . 45/-

TRANSMITTING STATIONS FOR AMATEUR OR COMMERCIAL PURPOSES

Levenson's Radio specialise in the building of Transmitting Stations, large or small. Practical Engineers will draw up on request specifications and prices to suit all requirements on application. For all Component Parts, Valves, etc, covering this Department of Wireless we are in a position to give liberal quotations for the asking.

LEVENSON'S GUARANTEE A CHEAPER PRICE FOR EVERYTHING IN RADIO


Purchase a 'Like-a-Flash' Tuned Radio Frequency RADIO

At Levenson's "JUST PROFIT PRICE"

The total of the prices represents the cost of the complete Radio!
£6/10/0 to cover cost of gramophone pick-up, electric motor and fitting.

Select Separately: Cabinet and Receiver

In the case of the gramophone combination Radio add
All prices are strictly nett. Definitely no Trade Discount.



LEVENSONS

**5
VALVE
T.R.F.
Pre-
Selector
Chassis**

5 VALVE T.R.F. WITH PRESELECTOR STAGE

FOUR RECEIVING VALVES AND ONE RECTIFIER

Price of Chassis, with Philips or Mullard Valves	£11 0 9
Jensen D17 Dynamic Speaker	1 11 6
	<hr/>
	£12 12 3

For Cabinets see Cabinet Section.
Page 58

PARTICULARLY SELECTIVE. MOST SATISFACTORY WHEN OPERATED CLOSE TO BROADCAST STATION.

CASH PRICES

5 VALVE STANDARD T.R.F. RADIO


FOUR RECEIVING & ONE RECTIFYING

Price of Chassis with Philips or Mullard Valves	£9 7 0
Jensen Dynamic Speaker, type D17	1 11 6
	<hr/>
	£10 18 6

For Cabinets see Cabinet Section.
Page 58

MOST SATISFACTORY WHEN OPERATED AT A DISTANCE OF NOT LESS THAN TWO MILES FROM BROADCAST STATION.

**5
Valve
Stand-
ard
Chassis**



LEVENSONS

5 VALVE T.R.F. RADIO


FOUR RECEIVING AND ONE RECTIFYING

Using New Philips Golden Valves

Price of Chassis, with Philips Valves	£9 15 9
Jensen D17 Speaker	1 11 6
	<hr/>
	£11 7 3

For Console Cabinets see Cabinet Section.
Page 58

SPECIALLY SUITABLE FOR GRAMOCOMBINATION TONAL QUALITY BEING UNSURPASSED.



LEVENSONS

**5
Valve
T.R.F.
Chassis
Using
Philips
Golden
Voice
Valves**

CASH PRICES

4 VALVE T.R.F. RADIO

THREE RECEIVING AND ONE RECTIFYING

Price of Chassis, with Philips or Mullard Valves	£7 18 6
Jensen D17 Dynamic Speaker	1 11 6
	<hr/>
	£9 10 0

For Cabinets see page 58

6 VALVE T.R.F. RADIO

FIVE VALVE PLUS RECTIFIER

Price of Chassis, with Philips Valves	£10 11 0
Jensen D17 Dynamic Speaker	1 11 6
	<hr/>
	£12 2 6

For Cabinets see page 58

Purchase a 'Like-a-Flash' Superhet. All-Electric Radio ... *this commonsense way*


Select Separately . . . from these Pages . . .
Speaker, Radio Chassis and Console Cabinet.

The total of the prices represents the price of the "Superhet." complete. In the case of the Gramophone Combination Consoles an additional charge of £6/10/- is made to cover price of Electric Motor, Pick-up, and Fitting.

MODERN AS THE MINUTE . . . THIS SPLENDID

FIVE VALVE SUPERHETERODYNE RECEIVER

FOUR RECEIVING AND ONE RECTIFYING VALVE



**5
Valve
Super-
Het
Chassis**

**FOR HE WHO WANTS THE
BEST FIVE VALVE SET!**

Cost of Chassis, with Philips or Mullard Valves .	£10 5 3
Jensen D17 Dy- namic Speaker .	1 11 6
	£11 16 9

FOR CONSOLE CABINETS SEE
SPECIAL SECTION. PAGE 58.

CASH PRICES

AS GOOD AS A RADIO CAN BE . . . THIS

SEVEN VALVE SUPERHETERODYNE RECEIVER


SIX RECEIVING AND ONE RECTIFYING VALVE

Price of Chassis, with Philips or Mullard Valves .	£12 14 0
1 Jensen D17 Dy- namic Speaker .	1 11 6
	£14 6 4

Turn to Cabinet Section for
Cabinet Prices and Designs.
PAGE 58.

**ALL PRICES
ABSOLUTELY NET.
NO TRADE DISCOUNT**

**7
Valve
Super-
Het
Chassis**




CASH PRICES

**WE BUILD TO YOUR SPECIAL REQUIREMENTS THE MOST SUITABLE RECEIVER
TO OPERATE UNDER YOUR PARTICULAR REQUIREMENTS**

LEVENSON'S GUARANTEE A CHEAPER PRICE FOR EVERYTHING IN RADIO

Levenson's Multi-Tune Wave Trap



LEVENSON'S RADIO WILL NOT BE UNDERSOLD

LEVENSON'S LEADERS IN RADIO

LEVENSON'S MULTI TUNED WAVE TRAP
PAGE 133. MATERIALS REQUIRED

3	Pilot .001 mfd. compression type condensers, 6/9 each	£1 0 3
1	Panel, 9 x 5 inches	1 11
1	Baseboard, 9 x 6 inches	1 0
2	Bakelite Formers, 3 x 3 inches	1 6
1	lb. 24 D.C. Wire	1 9
1	Switch Arm	1
2	Contact Studs and 2 Switch Arm Stops,	3
2	Terminals, 3d.	6
7	$\frac{1}{2}$ -inch Wood Screws	4
		£1 9 0

Ready Made . . . £1/16/6

This Wave Trap has the unique feature that it is capable of tuning out two interfering stations at the one time, whilst a third station is being received, without interference from one or other of the two stations previously mentioned.

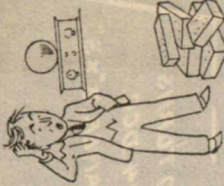
In use, the aerial is connected to the terminal marked aerial on the chart, and the remaining terminal on the chart is connected to the aerial terminal on the broadcast set, from which the aerial has naturally been removed. In operation, tune in the station you require, and adjust C1 for best reception. Now supposing there was an interfering station on each side of that which you are receiving. Tune in the station above the one you wish to listen to, set the switch arm on stud 1, and adjust C2 until the interfering station is reduced to minimum strength.

Now tune in the interfering station on the other side of the station you wish to listen to, set switch arm on Stud 2, and adjust C3 until the interfering station is reduced to minimum strength. Now you may tune back to the station you require, and by throwing switch to either one or two you may eliminate either of these interfering stations at will. You can, of course, apply the same rule to any portion of the tuning range of your broadcast set.

Levenson's New Wonder "B" Battery Eliminator
"B" BATTERIES ARE ENTIRELY "CUT OUT"



Steps up the 6-volt Accumulator to give a free, easy, smooth High Tension or "B" Current Supply



Anyone can build it, or you can secure it Ready Built. NOT an experiment.

SIX VOLT ACCUMULATOR OPERATED "B" ELIMINATOR THEREBY CUTTING OUT ALL "B" BATTERIES

1	5 amp. fuse and clip	2	0
4	Small rubber grummetts	4	4
1	Eliminator can	10	0
1	Transformer, Primary 6v. 2 amps., secondary 240v. 50 m.a.	6	9
1	L.A.F. 30 H. 50 m.a. choke	5	3
1	Solar twin 8 mfd. electrolytic condenser	7	3
1	25 mfd. electrolytic condenser	2	9
2	UX valve sockets	1	0
1	L.A.F. Vibrator, complete with rubbers, etc., in sound proof screen can	10	0
1	L.A.F. toggle switch	2	6
4	X plugs and sockets	1	4
1	Bakelite panel 5 x 4 inches	1	10
2	1 Chanex fixed condensers	2	4
1	Beldas 100,000 ohm 1 watt resistor	1	0
1	Beldas 25,000 ohm 2 watt resistor	1	6
1	10,000 ohm Beldas 2 watt resistor	1	6
1	.01 Simplex resistor	2	0
1	yard twin shielded cable	1	0
2	yards 23/36 flex	1	6
2	Battery clips	1	6
1	National Union NU1 Rectifier Valve	14	8
1	Packet screws, including 1 doz. $\frac{3}{8}$ x $\frac{3}{8}$ inch brass screws and nuts, six 1 x $\frac{3}{8}$ inch brass screws and nuts	1	10
1	coil solder	6	6

£3 18 4

Cost of Building: 12/6 Extra. READY BUILT, 90/-

Blue Prints and all Instructions 1/- Free with Kit.

No. 1. "Like-a-Flash" Hook on Stage of Radio Frequency

Coil Data: L1—15 turns; L2—80 turns.

LIST OF PARTS

Bakelite Panel, 6in. x 6in.	1	6
Baseboard, 6in. x 6in.		9
Like a Flash variable condenser, .0005	6	9
2 Terminals		6
2 yards flex		6
1 Vernier dial	5	6
1 UX socket	1	0
1 Former, 3in. x 2in. diam.		9
$\frac{1}{2}$ 26 D.C.C.	2	0

TOTAL COST OF PARTS 19 3

No. 2. "Like-a-Flash" Wave Trap See Page 136

1 variable condenser, .0005	5	6
1 Former, 3in. x 4in.	1	0
2 Terminals		6
1 Dial		9
1 Baseboard, 6in. x 6in.		9
1 Piece bakelite, 6in. x 6in.	1	6
$\frac{1}{2}$ 20 D.C.C.	1	6
$\frac{1}{2}$ 26 D.C.C.	2	0

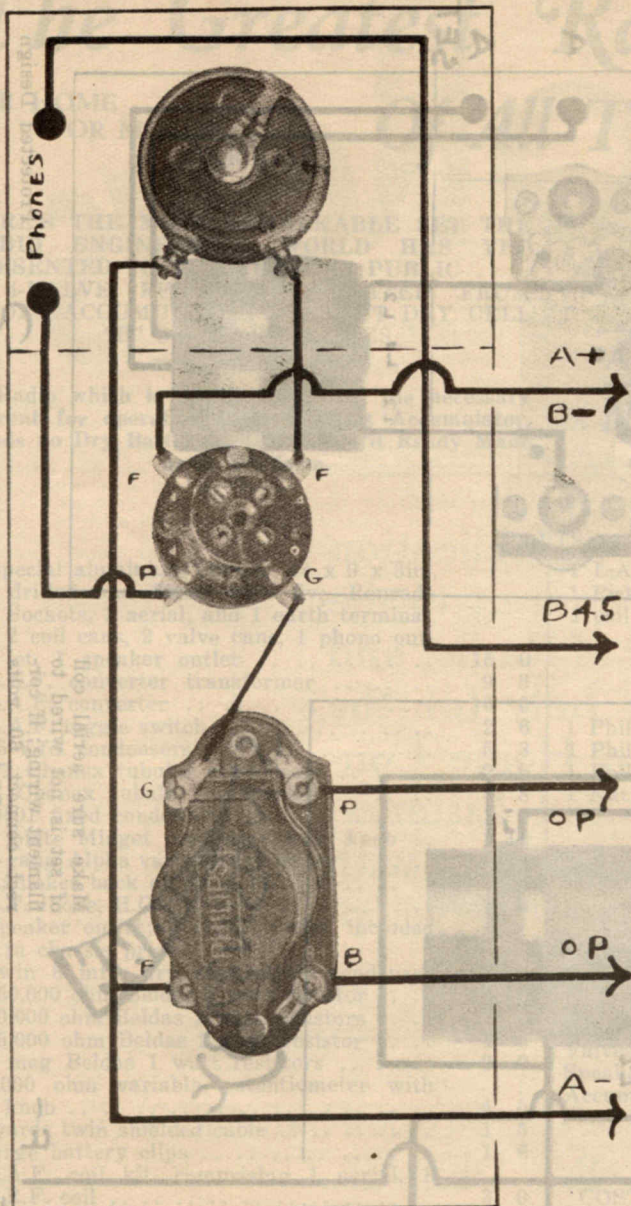
TOTAL COST OF PARTS 13 6

Coil Data: L1—12 turns 26 D.C.C.; L2—each 25 turns 26 D.C.C. wound in same direction and joined.

No. 3. "Like-a-Flash" Hook on Audio Stage

1 30 ohm De Jur rheostat	3	6
1 UX socket	1	0
1 Audio transformer	10	0
1 Panel, 4in. x 4in.		8
1 Baseboard, 4in. x 6in.		6
2 Terminals		6
2 yards rubber covered flex		6

TOTAL COST OF PARTS 16 8



3 HOOK ON AUDIO STAGE

LEVENSON'S LEADERS IN RADIO

We Guarantee a Cheaper Price

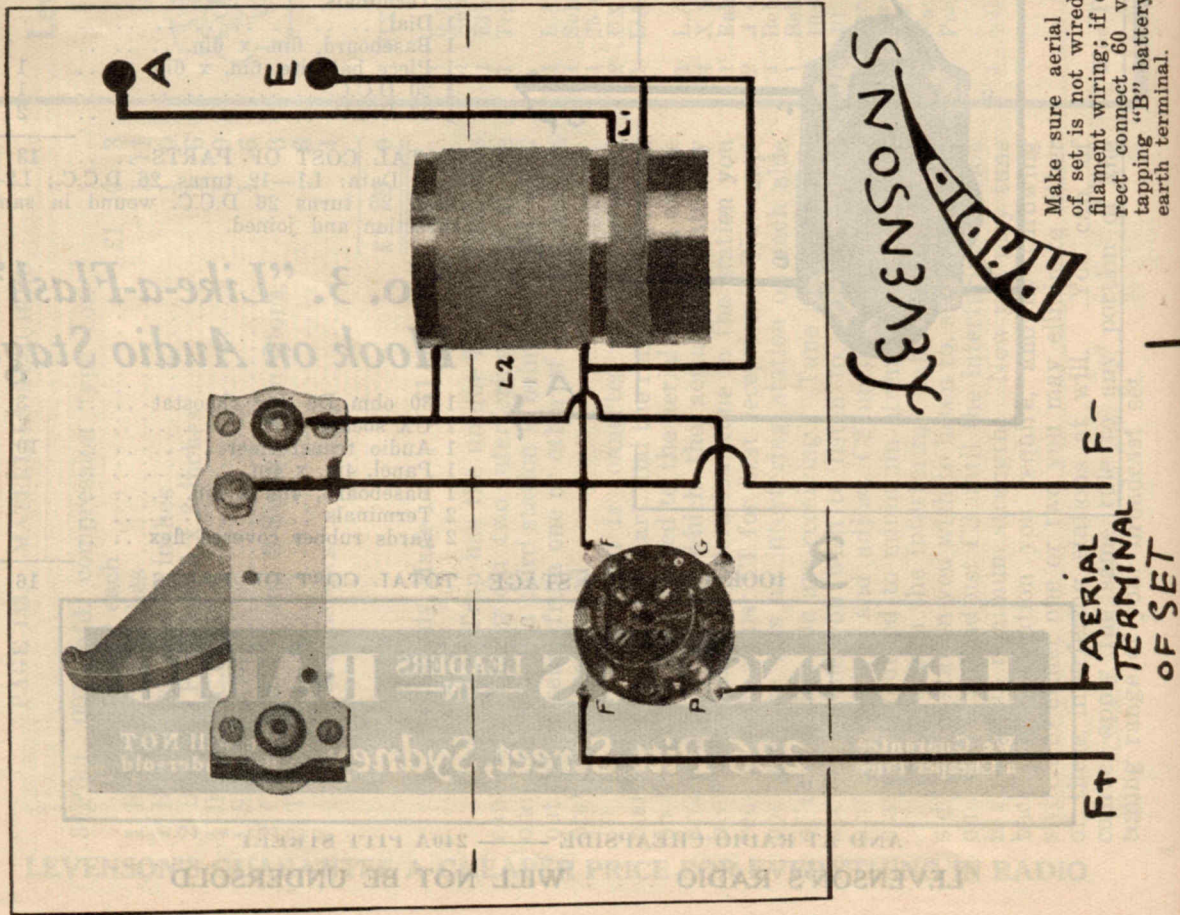
226 Pitt Street, Sydney

We Will NOT Be Undersold

AND AT RADIO CHEAPSIDE — 240A PITT STREET

LEVENSON'S RADIO . . . WILL NOT BE UNDERSOLD

"LIKE A FLASH" RADIO FREQUENCY STAGE




Make sure aerial coil of set is not wired to filament wiring; if correct connect 60 volts tapping "B" battery to earth terminal.

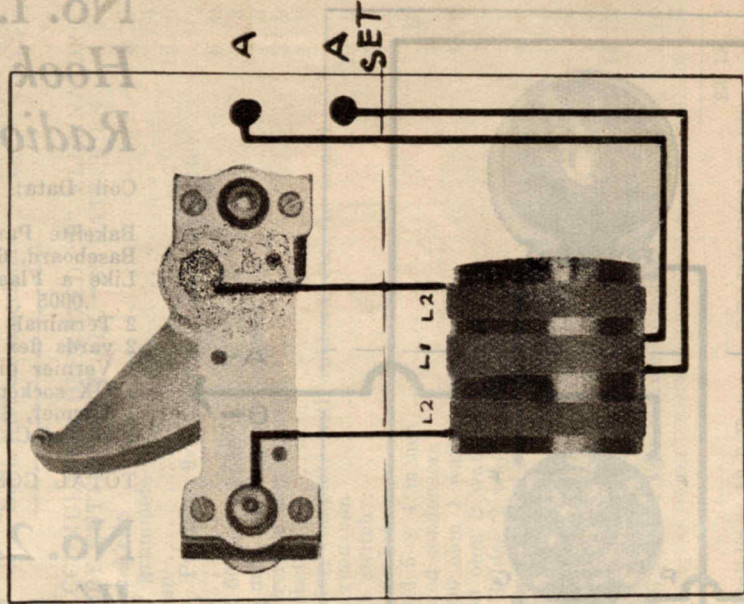
LEVENSON'S

AERIAL TERMINAL OF SET

PHILIPS AERIAL COP 10/6 NOW ONLY 5/-



"LIKE A FLASH" WAVE TRAP For Parts Required to build these Units see Page 135.



Protected Design

2

The Greatest Radio Wonder

FOR HOME

OR MOTOR

CAR USE

Of All Time

IDEAL FOR

COUNTRY

DISTRICTS

HERE'S THE MOST REMARKABLE SET THE RADIO ENGINEERING WORLD HAS YET PRESENTED TO THE GENERAL PUBLIC . . . A 4-VALVE RECEIVER OPERATED FROM 6-VOLT ACCUMULATOR WITHOUT DRY CELL "B" OR "C" BATTERIES

A Radio which is supplied with all the necessary current for operation from a 6-volt Accumulator. Needs no Dry Batteries. You buy it Ready Made or in Kit form.

All Parts cost. . . **£5/7/9**

A LEVENSON'S CREATION

NOT AN EXPERIMENT

Charts . . . 1/-

Free with Kit

PARTS:

1 Special aluminium chassis, 14 x 9 x 3in., drilled and fitted with five Renrade Sockets, 1 aerial, and 1 earth terminal, 2 coil cans, 2 valve cans, 1 phono outlet, 1 speaker outlet	15 0
1 L.A.F. converter transformer	9 3
1 L.A.F. converter	10 0
1 L.A.F. toggle switch	2 6
2 25 mfd. condensers	5 3
2 .01 Chanex tubular condensers	2 0
4 .1 Chanex tubular condensers	4 8
1 .0001 fixed condenser	1 0
1 5 plate Midget condenser with knob	1 10
1 2 gang Alpha variable condenser	14 3
1 Radiokes back of panel FV dial	6 0
1 R.F. choke, H.C.C. type	1 0
1 Speaker outlet; 1 phono outlet, included in chassis price.	
1 Twin 8 mfd. dry electrolytic condenser	7 3
1 250,000 ohm Beldas 2 watt resistor	1 6
2 50,000 ohm Beldas 2 watt resistors	3 0
1 35,000 ohm Beldas 2 watt resistor	1 6
2 1 meg Beldas 1 watt resistors	2 0
1 5,000 ohm variable potentiometer with knob	4 0
1 1/2 yards twin shielded cable	1 5
2 large battery clips	1 6
1 L.A.F. coil kit, comprising 1 aerial, 1 R.F. coil	3 0
2 coil cans; 2 valve cans, included in chassis price.	
6 yards hook-up flex	1 6
1 packet screws, including 1 1/2 doz. 1/2 x 3/16 in. screws and nuts, 6 doz. 1 x 3/16 in.	1 10
3 large rubber grummetts	6

1 L.A.F. 30 H. 50 ma. choke	5 3
1 Pick-up shorting link	3
1 coil solder	6
	<hr/>
	£5 7 9

VALVES:

1 Philips 39	15 9
1 Philips 36	15 9
1 Philips 38	15 9
1 National Union NU1 valve	14 8
	<hr/>
	£3 1 11
Permagnetic Loud Speaker Chassis	£3 0 0

ACCUMULATOR:

1 Clyde 6 volt 105 ampere model	£3 18 6
---	---------

SUMMARY:

Parts for Chassis	£5 7 9
Valves	3 1 11
Speaker	3 0 0
Accumulator	3 18 6
Floor Model Cabinet (see page 58)	2 19 6
	<hr/>
	£18 7 8

COST OF BUILDING 50/- EXTRA

Blue Prints and all Instructions of this remarkable Circuit, 1/- Anyone can build it!

Total Cost, Complete in Cabinet
£20/17/8

Don't let crackling mar your reception. Fit in your Aerial a—

"LIKE-A-FLASH" AERIAL NOISE REJECTOR

And hear Radio at its best. Reject all those hideous interfering noises caused by trams, electric signs, sweepers, electrical machinery and unseen electrical

atmospheric disturbances. Installed in a jiffy without any alteration to your set. You will be surprised at the improvement.

21/9 READY BUILT

17/6 ALL PARTS AND INSTRUCTIONS

Blue Print 6d., Free with kit. Lots of 3 17/3 each

LEVENSON'S RADIO . . . WILL NOT BE UNDERSOLD

AUSTRALIAN

Radio News

Technical Editor.
DON B. KNOCK (VK2NO).

PUBLISHED BY
The Bulletin

A weekly publication devoted entirely to the interests of Radio, and catering fully for the Amateur, Home Constructor and Listener. Up-to-the-minute with all short-wave development.

ALL BROADCAST PROGRAMMES
GIVEN IN DETAIL.

ON SALE AT ALL NEWSAGENTS AND BOOKSELLERS.

Price **2d.**

Levenson's Radio recommend all their clients to become readers of "Radio News."


THE BULLETIN NEWSPAPER CO., LTD., 252 GEORGE STREET, SYDNEY.

Simplified Diagrammatical Circuit of THE HIGH GAIN THREE/FOUR A.C. RECEIVER

Originally appearing in Wireless Weekly

SEE PAGE 140

LEVENSON'S DIAGRAMMATICAL RADIO CHARTS General Points for the Uninitiated

In all circuits it is assumed that the home set builder is carrying out the construction on a specially designed metal chassis. This form of construction is both neat and efficient and provides quite a considerable amount of desirable screening and has the added advantage of eliminating quite a lot of wiring. Attention is drawn to the EARTH sign which is the only theoretical symbol used throughout the charts. This sign  takes the form of three or four diminishing lines and indicates that a wire is to end here and to be made a good electrical contact to the metal chassis by means of the wire being soldered to a lug (soldering tag) held under the nut of a convenient bolt holding some component to the chassis. Where the set is being built on the once popular wooden baseboard, all these earthed points should be connected up to a common wire leading to the earth terminal.

Wiring the Set.—It is important that all wires be as short as possible and run to the various components by the shortest route with due consideration for neatness, etc. Where the wires pass through the chassis they should be provided with extra insulation (rubber bushes are available) and not pulled so tight that there is risk of the metal of the chassis cutting through the insulation. Efficient soldering is very important, use resin-core solder and NO SPIRITS. Use a clean tinned iron and see that the joint receives sufficient heat to cause the solder to flow to a perfect joint. It is not sufficient to have the joint stuck with a lump of solder.

Many of the modern electric sets are much more involved than the older battery type circuits but there is not the slightest reason why anyone who can handle a pair of pliers and a small soldering iron should not succeed in producing a set to be proud of from one of the circuits in this series. The circuits are drawn diagrammatically so that those who are new-comers to the fascinating art of home set building will have no difficulty in recognising the similarity between the various components illustrated on the charts and the components they have secured for the assembly of the set. Further to this, the producers of these charts can be relied upon for any information on doubtful points and are always ready to aid with helpful advice, and if necessary the finished set will be tested in our own workshops and any troubles located or recommendations made, at a nominal charge.

On this diagrammatical chart a small layout is shown which is really a suggestion as to the most convenient manner in which to arrange the major components on the chassis. No attempt is made to show the smaller components used in the set. It is advisable to set out all the components in a preliminary manner before doing any drilling or attaching of any component permanently and to consider as to whether there is sufficient clearance between one and another component; also note that when the variable condenser is turned so that the plates are out of mesh it takes up more room than when closed—allowance should be made for this.

It is advisable to keep the power supply components such as transformer, choke, etc., at one end of the chassis. The smaller components are fitted on to the under side of the chassis. These include the fixed by pass condensers, all resistors, radio frequency chokes, etc., and these should be arranged so as to be as clear of the wiring running to radio frequency (R.F.) coils, etc., as possible. At the same time they should be so placed that the wiring to them is no longer than absolutely necessary.

A little thought spent on considering the best positions for these various minor components will be well repaid by producing a neat job and at the same time increasing the efficiency. Resistors feeding plate (P.) or the screens (S.G.), of the valves, should be as close to the valve socket as possible. Regarding wires which are earthed, very often the earthed filament connection of the valve socket may be connected with a very short length of wire to a lug under the bolt holding the socket in position. If all other units are considered in this way when earthing is necessary much wiring will be eliminated.

Terminals for the aerial, etc. where they are bolted through the chassis will need to be insulated therefrom. Small fibre washers are provided for this purpose. A hole much larger than the screw on the terminal should be provided. The terminal is then mounted with first a brass washer, a large fibre washer, then a small washer to fit inside the hole when after the terminal screw is passed through the hole in the chassis the remaining fibre washer is put in place and the terminal bolted on. The earth terminal of course, is bolted straight into the metal chassis to make definite electrical connection thereto.

In this set using radio frequency stages we have included a small variable trimmer condenser across the aerial tuning condenser, and although coil kits are claimed to be matched the influence of the aerial and of this extra trimming condenser tend to make this input coil tune above the wavelength of the other coils in the kit and it is very often an advantage to remove anything from ten to eighteen turns from the grid (G. see chart) end of the aerial secondary coil. Although not vital one of the F. connections on the 235 valve socket should be connected to earth to reduce any hum.

NOTE.—Each pair of wires running from the filament voltage connections on the transformer to the filament connections of the valve sockets should be twisted together throughout their length. This helps to reduce hum.

Note that in mounting electrolytic condensers that the centre screw at the bottom of the condenser should always be connected to the positive side of the circuit, such as those connections that run from the filter choke or 280 rectifier valve filament.

Regarding the pilot light for the dial. The voltage for this may be taken from one of the 2½ volt windings, preferably that feeding radio frequency or detector valves, such as type No. 224 or 235. In some of the modern circuits such as the High Gain 3, Direct coupled circuits, etc., considerable improvement in performance is often

* * * * *

**IF YOU HAVE ANY USED OR USELESS RADIO MATERIAL
OUR "TRADE-IN" DEPT WILL ALLOW YOU A LIBERAL
REBATE FOR SAME WHEN PURCHASING NEW GOODS**

* * * * *

obtained by diverging somewhat from the actual value of the resistors used and if you are not perfectly satisfied with the results you are obtaining, two or three spare resistors for detector cathode, screen grid supply or detector plate supply will be found an asset as these resistors are not always up to the standard claimed and a faulty one may interfere greatly in the overall efficiency of the set. Filter condensers for the power pack should be at the power pack end of the chassis.

Regarding power transformers, while the charts illustrate specific types these are liable to change from time to time according to manufacturing practice, although provided with the same voltage outputs so that the important thing to watch is not that the transformer agrees so much in appearance with the chart but that the voltages therefrom are correct. However, the high tension voltage supplied to the rectifier valve may vary to some degree, without any real detriment to the performance of the set, although we would certainly recommend a lower rather than a voltage higher than that indicated.

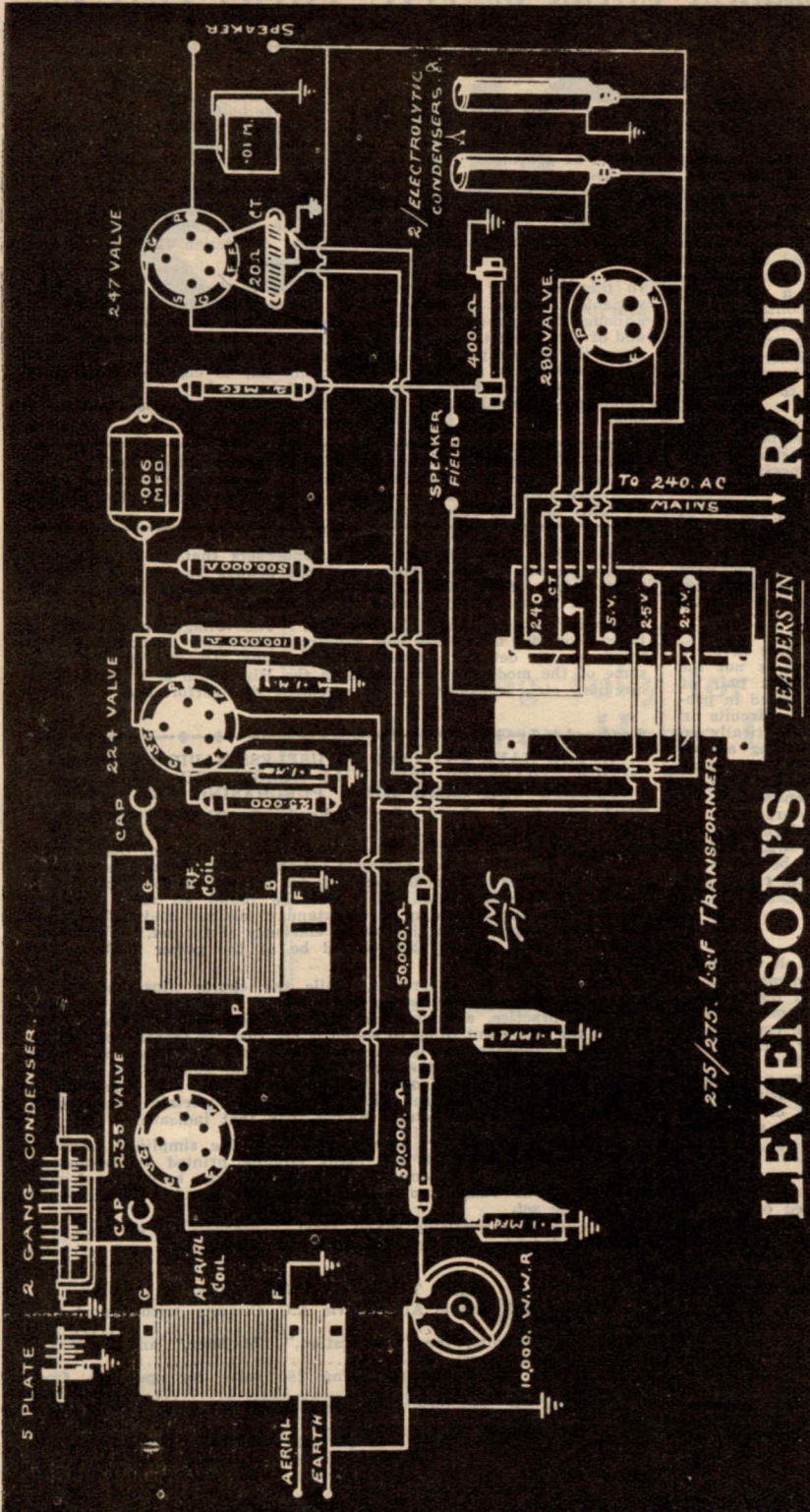
The circuits are all very clearly drawn in the simplified diagrammatical fashion in which the many circuits printed by Levenson's in the past have been done. This method has been proved very satisfactory, no radio knowledge being necessary for one to build a very fine set.

The circuits are available direct from Levenson's at 6d. each; or any three for 1/-. The full list of 12 can be had for 2/-

ALSO THERE IS AVAILABLE

- A Portfolio of 8 Simple All Electric A.C. Circuits, tried, tested, and proved, for 1/-
- Crystal Set Circuits, the "All Station," "Majister," and "K.U.G." 6d. each; or the three for 9d.
- A circuit of "B" Eliminator using 280 valve for operation from A.C. current 6d. each
- A circuit of "B" and "C" Eliminator using 280 valve for operation from A.C. current 6d. each
- Circuit of "B" Eliminator for operation from D.C. mains 6d.
- Circuit of "B" and "C" Eliminator for operation from D.C. mains ..6d.
- The latest type of Short Wave Circuit, using Battery, 3 Valve 6d.
- The latest type of Short Wave Circuit for A.C. operation, 4 valves plus Rectifier 6d. each

LEVENSON'S RADIO . . . WILL NOT BE UNDERSOLD

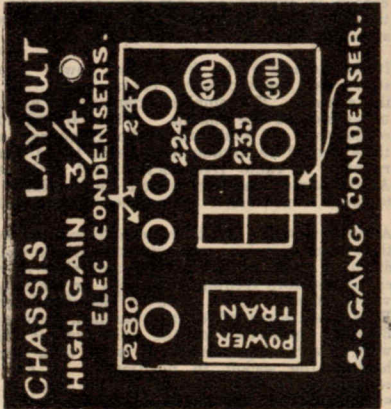


LEVENSON'S LEADERS IN RADIO

Circuit of THE HIGH GAIN 3/4 A.C. RADIO
 Originally featured in "Wireless Weekly" FOR GENERAL WIRING DETAILS SEE PAGE 139.

1	25,000 ohm resistor	1	25,000 ohm resistor
2	50,000 ohm resistors	2	50,000 ohm resistors
1	100,000 ohm resistor	1	100,000 ohm resistor
1	2-meg. resistor	1	2-meg. resistor
3	U.X. wafer sockets	3	U.X. wafer sockets
1	U.X. wafer socket	1	U.X. wafer socket
1	Solder lugs, screws, nuts, hook-up wire,	1	Solder lugs, screws, nuts, hook-up wire,
1	Speaker tip jack	1	Speaker tip jack
2	Terminals	2	Terminals
Parts of Manufacturers' Type as specified	£4 9 1	Parts of Manufacturers' Type as specified	£4 9 1
VALVES—1 235	12 9	VALVES—1 235	12 9
1 224	12 6	1 224	12 6
1 247	12 7	1 247	12 7
1 280	11 0	1 280	11 0
SPEAKER—Jensen D17 2500 ohm 7 inch	2 8 10	SPEAKER—Jensen D17 2500 ohm 7 inch	2 8 10
Dynamic	1 11 6	Dynamic	1 11 6

1	Aluminum chassis, 14 x 9 x 2	7	6
1	Power transformer: 275/275v. at 50 m.a.; 5v. at 2 amps.; 2 1/2 v. at 5 amps; 2 1/2 v. at 1 1/2 amps.	16	0
1	2-gang condenser	3	0
1	L.A.F. Coil Kit (2 coils)	1	4
2	Cans for shielding same	6	0
1	Full vision dial	9	0
2	8-mfd. condensers	2	0
2	2 x .1 mfd. condenser	1	0
1	.005-mfd. condenser	1	0
1	.01 condenser	1	3
1	L.A.F. 20 ohm C.T. resistor	1	3
1	400-ohm 100 m.a. resistor	1	3
1	L.A.F. 20 ohm C.T. resistor	1	3
1	L.A.F. 10,000 ohm W/w potentiometer	1	3
1	500,000 ohm resistor	1	3

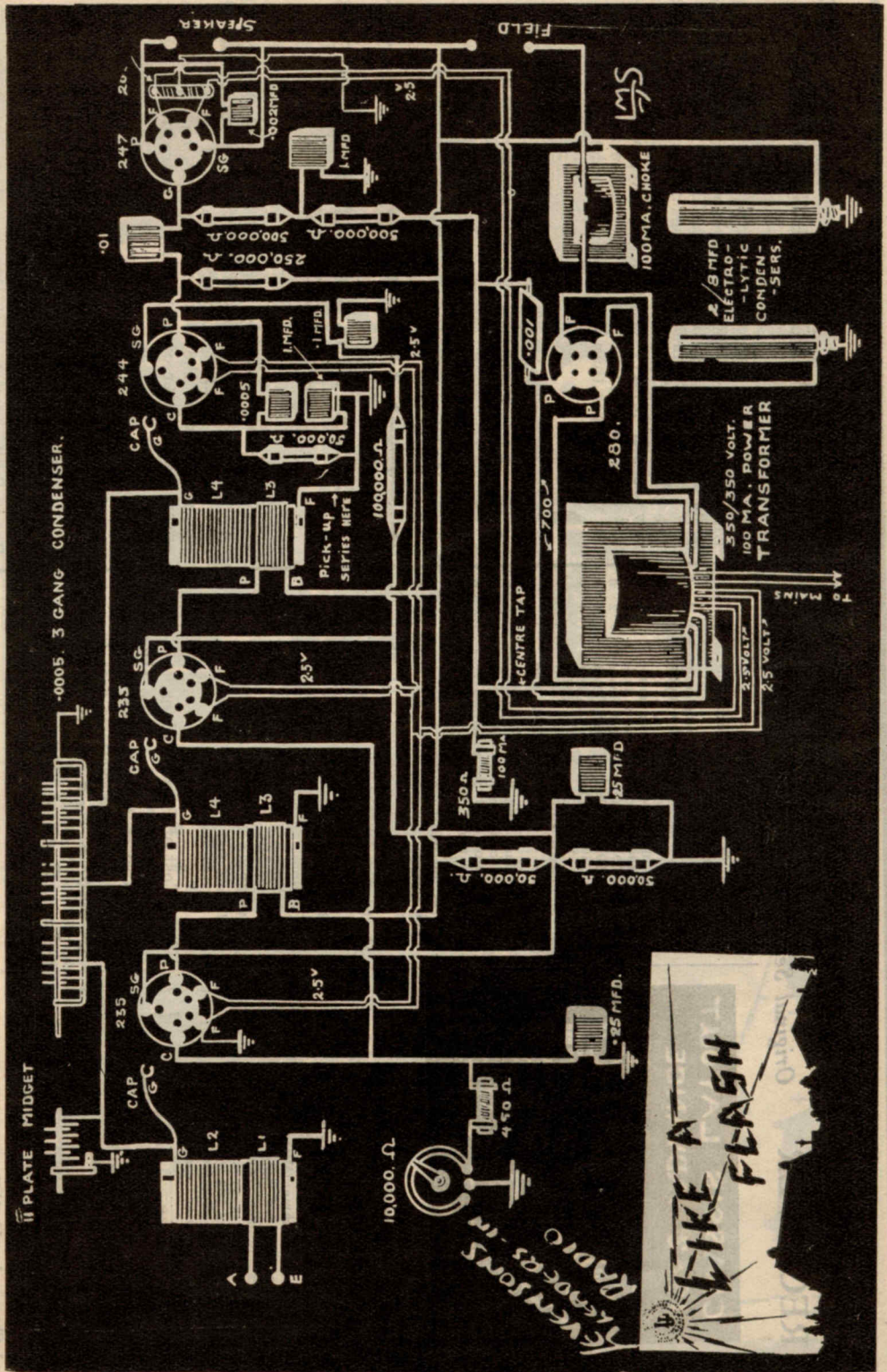


1932 Advance Four / Five Valve A. C. RECEIVER


Secure yours before they all go.
STEWART WARNER DYNAMIC TONE

MAGNETIC CONE SPEAKERS
Were 84/- NOW . . . 30/-


(FROM "WIRELESS WEEKLY")



LEVENSON'S RADIO . . . WILL NOT BE UNDERSOLD



1932 ADVANCE FOUR/FIVE VALVE A.C. RECEIVER
Original Set Featured in "Wireless Weekly"



- 1 Chanex .01 mfd. 1500v. test tubular condenser 1 0
- 1 Simplex .001 mfd. fixed condenser 1 6
- 1 Simplex .0005 mfd. fixed condenser 1 6
- 1 Simplex .002 mfd. fixed condenser 1 6
- 1 Beldas 100,000 ohm 1 watt leak 1 0
- 2 Beldas 500,000 ohm 1 watt leaks 3 0
- 1 Beldas 50,000 ohm 1 watt leak 3 0
- 4 UY and 1 UX sockets, included in chassis price. 1 0
- 4 dozen 1/2 x 1/4 inch screws and nuts 2 8
- 12 solder lugs and 3 S.G. clips 1 0
- 4 yards circular power flex, 23/36 3 0
- 1 BC adaptor or 2 pin plug top 6
- 2 terminals and 1 tip jack, included in chassis price. 2 0
- 8 yards insulated hook-up wire 6
- 1 coil solder 6

- 1 steel drilled chassis fitted with 4 UY and 1 UX sockets, A. and E. terminals, and speaker jack (Mead) 9 9
- 1 L.A.F. coil kit comprising 1 aerial and 2 R.F. coils, R.C.S. 4 6
- 3 coil cans for same (Warwick) 2 3
- 1 Alpha 3 gang variable condenser 17 3
- 1 Radiokes midget condenser, 11 plate 2 6
- 1 L.A.F. 30 henry 100 ma. choke 7 6
- 1 L.A.F. power transformer, 100/1 14 6
- 1 Radiokes circular spotlight full vision dial 7 0
- 2 8-mfd. electrolytic condensers 9 0
- 1 10,000 ohm wire wound potentiometer 4 3
- 1 350 ohm 100 ma. resistor 1 3
- 1 450 ohm 50 ma. resistor 1 0
- 1 50 ohm C.T. resistor 1 0
- 2 Chanex 1 mfd. 100v. test condensers 3 0
- 2 Chanex .25 mfd. 1500v. test tubular condensers 2 8
- 1 Chanex .1 mfd. 1500v. test tubular condenser 1 2

- Parts for Chassis £5 10 9
- VALVES—
- 2 2B5 £1 5 6
 - 1 224A 12 6
 - 1 247 12 7
 - 1 280 11 0
- SPEAKER—
- Jensen D17 Dynamic, 7in. cone, 2500 ohms 1 11 6

Total Cost of Parts, Valves and Speaker £10 3 10

Factory Cost of Assembling and Wiring 37/6

For suitable Cabinet see page 58.

For General Wiring Details see

PAGE 139

LEVENSON'S RADIO

226 PITT ST., SYDNEY

1932 ADVANCE FOUR/FIVE VALVE A.C. RECEIVER

FREE!! NEW MIDGET CABINET OFFER

With every Full Kit of Parts to build the MIDGET ALL ELECTRIC 3/4 SUPERHET, we will present one handsome High Grade Polished "BEALE" Midget Cabinet to suit. Size of Cabinet, 12 1/2 inches x 8 inches x 7 inches. The whole kit of parts including all matched Valves and new Jensen Midget Dynamic Speaker with Blue Print and all wiring instructions. The whole assembled set is not much larger than a cardboard boot box.

Everything Complete, including FREE CABINET

PRICE £8/15/-

WIRING INSTRUCTIONS AND CHART ONLY WITH THE KIT!



"THE SUPERTONE SIX" SUPERHETERODYNE ELECTRIC RECEIVER

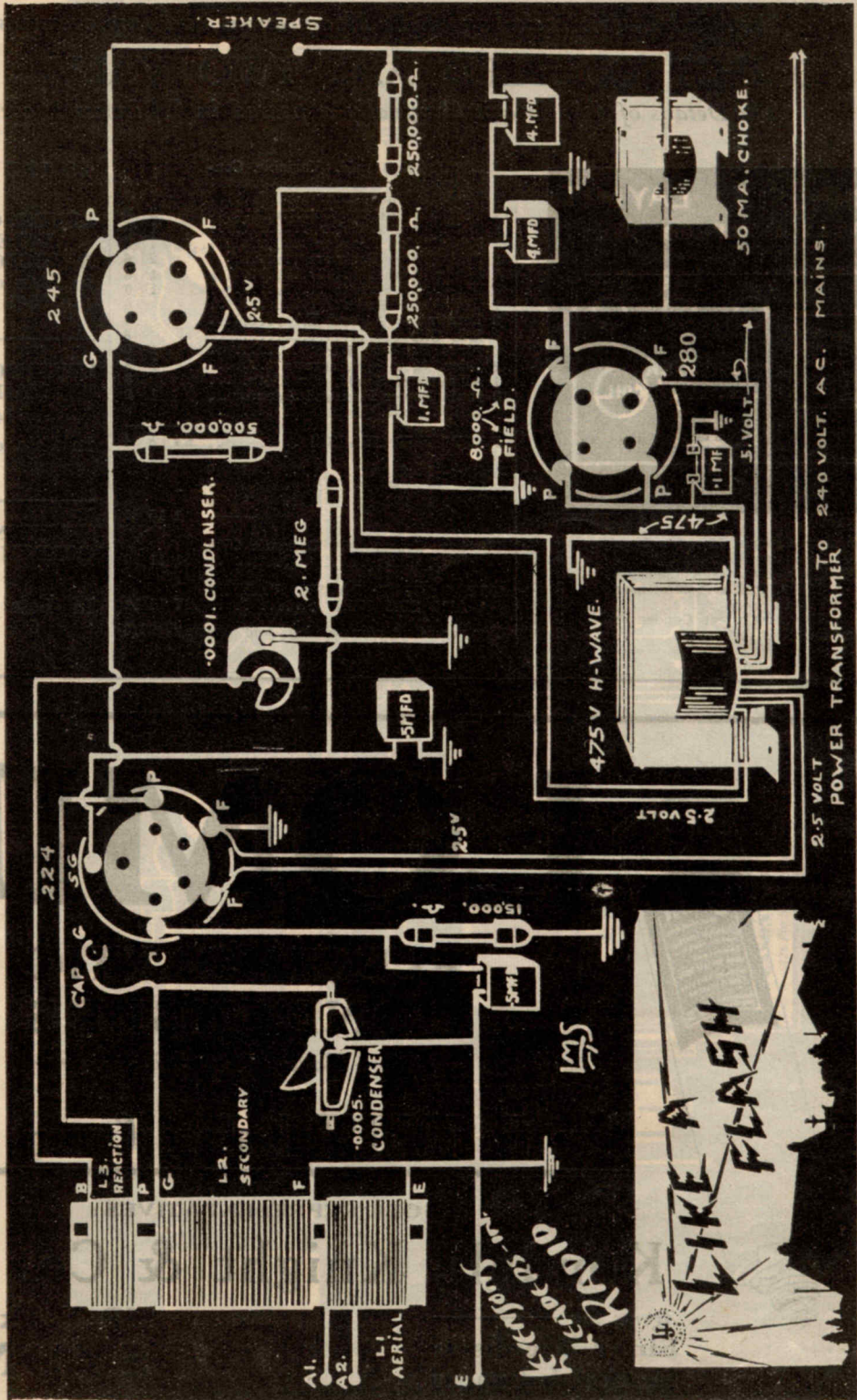
This outfit was specially designed by Mr. Hull, the Technical Editor of "Wireless Weekly," so as to produce the best possible quality of reproduction and tone. We agree with the designer's contention as we have never heard better or more faithful reproduction.

- PARTS ONLY £5 17 0
- VALVES £4 11 8
- JENSEN DYNAMIC D17 £1 11 6

Ready Built complete with Dynamic Speaker in Brownmore Console Cabinet £17 4 8

Levenson's Direct Coupled A.C. Two Valve Set


A SPLENDID CIRCUIT FOR A MIDGET SET . . . OPERATES FROM ELECTRIC LIGHT SOCKET
 WIRING INSTRUCTIONS SEE PAGE 144



*Levenson's
 Leaders in
 Radio*



Simplified Circuit Including Slight Modifications and Improvements of
DIRECT COUPLED A.C. TWO VALVE SET
The Details of this Circuit Originally appeared in "Wireless Weekly"



- 1 Aluminium Chassis, 12 x 9 x 2ins. 7 0
- 1 L.A.F. 80 henry 50 m.a. choke 5 0
- 2 4 mfd. 1500v. D.C. test condensers 18 6
- 1 .1 mfd. 1500v. D.C. test condenser 2 7
- 2 .5 mfd. Condensers 3 4
- 1 1 mfd. 700v. D.C. test Condenser 3 6
- 1 Reinartz Coil 2 6

- 1 L.A.F. .0005 mfd. Variable Con- denser 7 6
- 1 Back of Panel Dial 7 0
- 1 23 plate Midget Condenser 3 9
- 1 15,000 ohm Resistor 1 3
- 1 500,000 ohm Resistor 1 3
- 2 250,000 ohm Resistors 2 6
- 1 2 meg. Leak 1 3
- 2 UX Wafer Sockets 1 0
- 1 UY Wafer Socket 6
- 2 Terminals (A. and E.) 6
- 1 S.G. Clip 3
- 6 yards Hook-up Wire 1 0
- 2 1/2-do. 1/4 x 1/2 in. screws 1 8
- 1 Aluminium Shield, 4 x 2 1/2 in. 3
- 3 yards Power Flex and Adaptor 1 9
- 1 L.A.F. Half Wave 475v. 14 6

- PARTS FOR CHASSIS £4 8 4
- Valves—1 224A 12 6
 - 1 245 11 7
 - 1 280 11 0

Speaker—Jensen D17 Dynamic 2500 ohms 1 11 6


TOTAL COST PARTS, VALVES AND SPEAKER £7 15 11
 Factory Cost Assembling and Wiring 22/6

TO THE RADIO TRADE

LEVENSON'S AERIAL INTERFERENCE REJECTOR, 17/3 Nett
 In Lots of Three. Plus 5% Sales Tax.

LEVENSON'S ELECTRIC MAINS FILTER 14/- Nett
 In Lots of Three. Plus 5% Sales Tax.

LEVENSON'S NEW GOLDEN BALL AERIAL or 4/4 Nett
 In Lots of Six. Plus 5% Sales Tax.



LOMIL

ELECTROLYTIC CONDENSERS

— Made in Australia —

Have the **LOWEST** Leakage Current of any

SOLE REPRESENTATIVES:

Kendall, Knight & Co. Ltd.

Agents for ———

Einar Jacobsen

Electrical Instruments

59 York Street

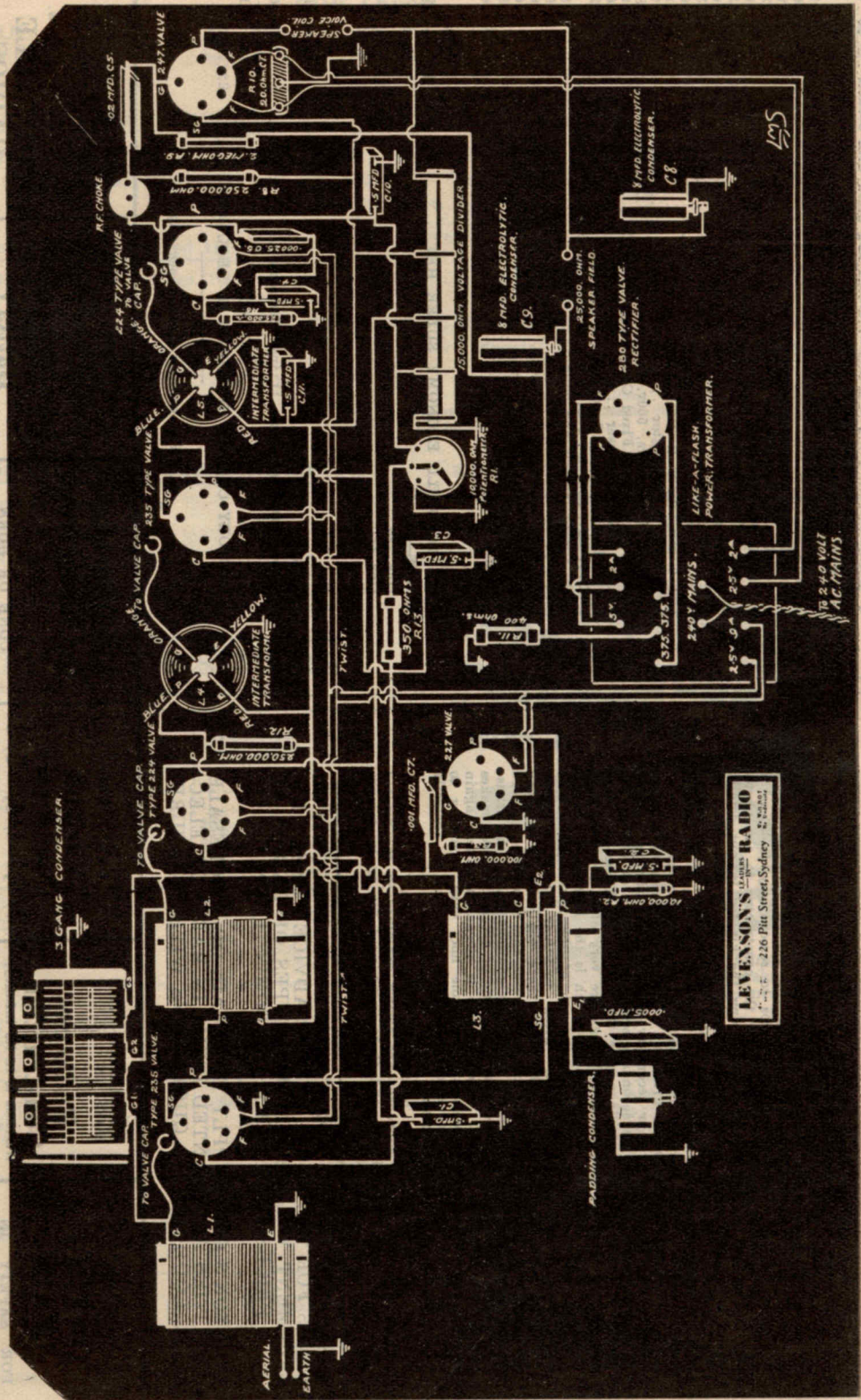
SYDNEY

LEVENSON'S GUARANTEE A CHEAPER PRICE FOR EVERYTHING IN RADIO

Simplified Diagrammatical Circuit of
Economy Super Heterodyne Electric Receiver

(Original Circuit featured in "Wireless Weekly" 3rd June, 1932)

SEE PAGE 146



LEVENSON'S RADIO
 LEVENSON'S
 15-16
 226-240 Pitt Street, Sydney

THE ECONOMY SUPER HET

LEVENSON'S RADIO WILL NOT BE UNDERSOLD

THE ECONOMY SUPER HET.

As this chart will no doubt be used in conjunction with the printed matter and circuits accompanying a ready built Super Het. Kit, no great amount of detailed written matter should be necessary. However, the theoretical circuit which accompanies the kit, as the various components are drawn actually as they appear, and thus helps to remove any doubt as to where the various wires connect. We refer the constructor to the photographic illustrations, on the sheets accompanying the kit for lay-out details, whilst all values of various resistors, condensers, etc., are printed direct on our diagrammatical chart, thus enabling instant reference without studying considerable written matter, and parts list. Attention is drawn to the coil kits, L1, 2, and 3. Note that L1 has a small winding for the aerial which is quite independent of the main grid coil. L2 has a primary winding covers approximately half of the secondary coil and is its primary winding or grid coil. As these two windings over the lower end of the secondary should be taken to locate the connection E2 which is the bottom of the top coil, and the connection S.G., which is the top of the lower coil. The coils L4 and 5 are supplied in order fitted to their shielding cans, and coloured wires are fitted in order that there shall be no mistake in the connecting up of same. The chart indicates the respective coloured wires, together with the usual B, P, G, E, designations. As the transformer supplied with the Super Het, may be in one of several suitable makes on the market, only the terminal plate of same is shown, and here again the positions of various wires connecting to same may vary according to different makes, but as long as the actual voltages as indicated are correctly connected, that is all that is necessary.

Further details regarding the adjustment of intermediate transformers and trimmers on the 3-gang condenser are clearly explained in the printed matter accompanying the coil kit, and there is no need for us to enlarge further upon these details here.

LEVENSON'S INVITE YOU TO SEND YOUR DOUBTFUL VALVES FOR TESTING. EXPERT ADVICE FREE! REPLACEMENT VALVES FOR ALL TYPES OF RADIOS AT PRICES THAT DEFY ALL COMPETITION.

LEVENSON'S CAN SUPPLY IN RETAIL OR WHOLESALE QUANTITIES ALL WANTED ITEMS IN RADIO OR ELECTRICAL EQUIPMENT. QUOTATIONS WITH PLEASURE!

BUY A PAIR OF . . .
TESTING LEADS

FOR SAFETY IN TROUBLE FINDING

3/6 pair

ENCOURAGE THE BOYS IN . . .
Radio Set Construction

Wireless is in its infancy. Send 1/- for Portfolio of All Electric Circuits. Usually 2/6

TO-DAY'S HOBBY MAY BE YOUR CHILD'S FUTURE!

Traded in—
Variable Condensers

3/6, 4/6, 5/6

Audio

Transformers
6/6, 7/6, 8/6
ALL TESTED

1	Power Transformer	18 0
2	Steel base, 19 x 9 1/2 x 2 inches, drilled and fitted with sockets	15 0
1	8-mfd. Electrolytic Condensers	7 6
1	Super Heterodyne Coil Kit, including condenser	£3 17 6
5	Aluminium Valve Cans	3 9
1	Back of Panel Dial	7 0
1	10,000 ohm Potentiometer	3 9
1	10,000 ohm Resistor	1 3
2	25,000 ohm Resistor	2 6
1	50,000 ohm Resistor	1 3
2	100,000 ohm Resistors	2 6
1	250,000 ohm Resistor	1 3
2	2-meg. Resistors	2 6
1	350 ohm W/W Resistor, 100 m.a.	2 6
1	20 ohm C.T. Resistor	1 0
4	.5-mfd. Condensers, 500v. D.C. Test	6 8
1	.00025-mfd. Pilot Fixed Condensers	1 6
1	.02 Tubular Fixed Condenser	1 6
6	U.Y. Mfr. Sockets; 1 U.X. Mfr. Socket, included in chassis price	1 2
24	1/2 x 3/8 in. Screws and Nuts	2 8
1	Coil Hook-up Wire, 25 feet	2 0
1	De Jur Tip Jack	1 6
1	Coil Solder	1 6
3	yards Flex, 1 Adaptor	1 9
24	Solder Lugs	6
	PARTS TO BUILD ECONOMY SUPER HET.	£8 5 3

PARTS TO BUILD ECONOMY SUPER HET.

One 280	11 0
One 227	11 9
Two 224A	£1 5 0
Two 235	1 5 6
One 247	12 7
	4 5 10

SPEAKER—

Jensen D9 2500 ohms, 11 inch Dynamic

TOTAL £15 1 1

FACTORY COST OF BUILDING IF REQUIRED £2/12/6

For suitable Cabinet see page 58.

3,000 Speakers to Choose from

CONE OR HORN TYPES

10/-, 15/-, 25/-
Send to-day; Satisfaction or Exchange

500 Traded in for Electric Sets
Ask for a quotation.

EXCELLENT 3 AND 4 VALVE

Battery Operated RADIOS

COMPLETE, FROM £5

HAVE MUSIC AND ENTERTAINMENT WHEREVER YOU GO
Reconditioned as new.

PORTABLE RADIOS

£7/10/- Complete AT LEVENSON'S.

TRADED IN SETS ALWAYS ON HAND.

STOP PRESS

**A WONDERFUL
WANTED A.C. SET**

SPECIAL

**THE SENSATIONAL
A.C. SET OF 1933**

1933 STANDARD 6/7 SUPER HETERODYNE RECEIVER

(CIRCUIT APPEARS ON OPPOSITE PAGE)

Number 1 Outfit

The Most Popular Super featured this year

Levenson's Kit of Special Selected Parts

Parts and Philips or Mullard Valves	£9 14 7
"L.A.F." Dynamic Speaker	1 10 0
Brownmore Console Cabinet	2 19 6

SPECIAL PRICE FOR PARTS, ETC. £14 4 1

READY BUILT £16 14 1

Number 2 Outfit

Fitted with Stromberg Carlson Super-Het. Kit

Using Pre-Selector Stage

Parts and Philips or Mullard Valves	£10 18 1
L.A.F. Dynamic Speaker	1 10 0
Brownmore Console Cabinet	2 19 6

£15 6 7

READY BUILT £17 16 0

Number 3 Outfit

Levenson's Standard Parts

Amended and using Philips Golden Series Valves

Parts and Philips Valves	£9 10 1
L.A.F. Dynamic Speaker	1 10 0
Brownmore Console Cabinet	2 19 6

£13 19 7

READY BUILT £16 9 7

Number 4 Outfit

Special Kit of High Grade Parts

And Genuine Philips Valves.
























Parts and Philips or Mullard Valves	£13 5 8
Jensen D9 1200 ohm Dynamic Speaker	2 10 0
Brownmore Console Cabinet	2 19 6

£18 15 2

READY BUILT £21 5 2

Know all about the PUNCH BOARDS and DIGGAR BOARDS. Hotelkeepers and Tobacconists specially note — See Inside Cover.

GUIDE TO WIRELESS SYMBOLS

 VACUUM TUBE	 SCREEN-GRID TUBE	 GROUND	 AUDIO TRANSFORMER
 R.F. COIL (SCREEN-GRID COIL)	 FIXED RESISTOR	 OUTPUT TRANSFORMER	
 THREE-CIRCUIT TUNER	 AMPERITE	 PHONES	 LOUD SPEAKER
 RADIO FREQUENCY CHOKER	 VARIABLE RESISTOR	 BH RECTIFIER TUBE	
 VARIABLE CONDENSER	 FILAMENT SWITCH	 POWER COMPACT	
 FIXED CONDENSER	 BATTERY	 VOLTAGE DIVIDER	
 AERIAL	 JACK	 CONDENSER BLOCK	

**IMPROVE YOUR
RECEPTION**
with a

CLIMAX RADIO EARTH

The Climax Radio Earth makes a world of difference to your Wireless reception. Greater selectivity—essential with new regional stations—greater stability, minimum resistance, maximum efficiency. Many unique features. Armoured point. Projections ensure efficient contact. Absolutely the best earth on earth. Cut out the old inefficient water pipe or gas pipe earth and fit Climax. In two models,

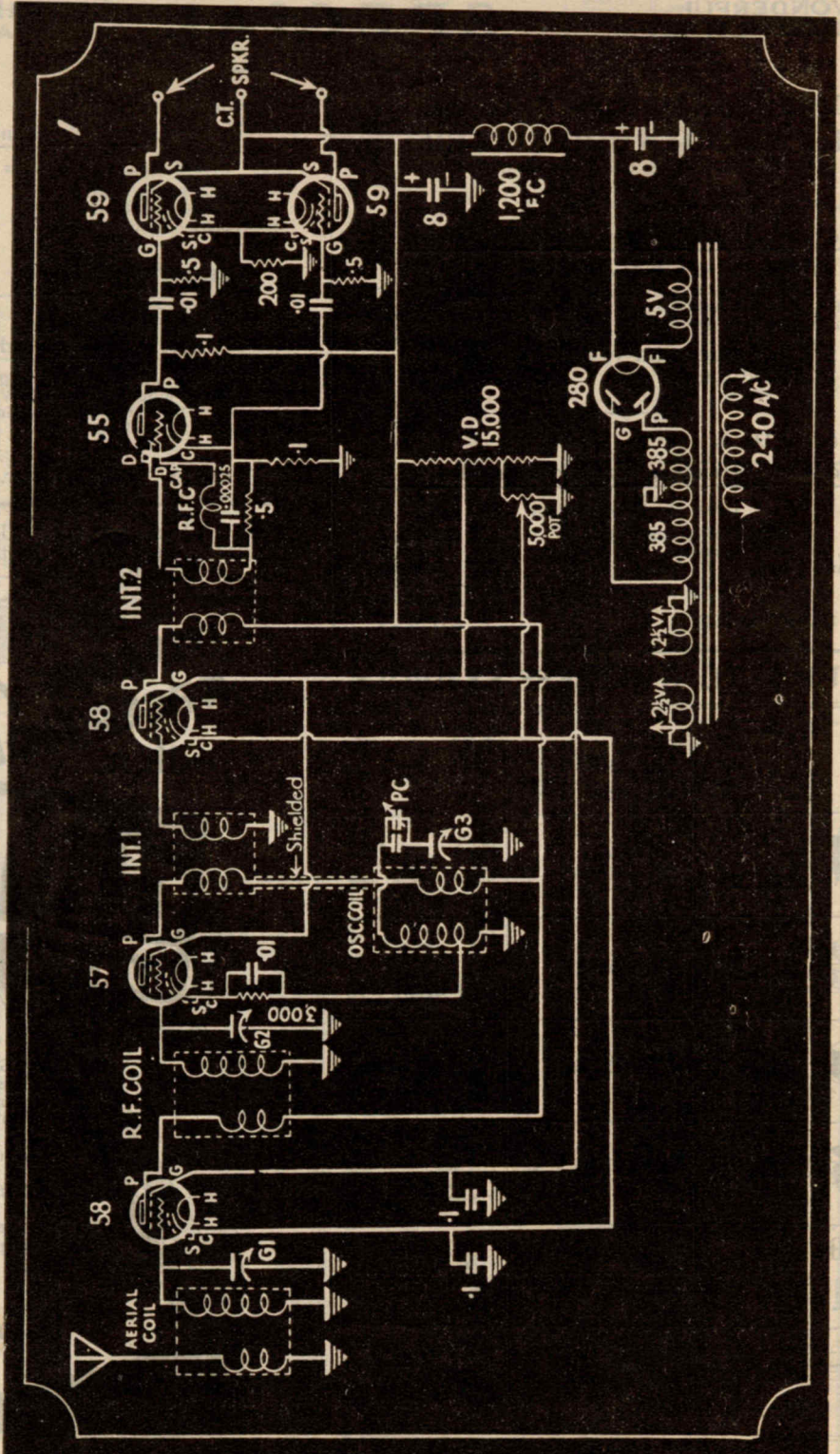
4/6 With Earthing Salts

LEVENSON'S RADIO WILL NOT BE UNDERSOLD

The STANDARD 1933 6/7 Valve A.C. Superhet.

(Originally Featured in "Wireless Weekly")

SEE SPECIAL PRICES, PAGE 147, FOR 4 DIFFERENT OUTFITS



FOR GENERAL WIRING INSTRUCTIONS SEE "DIRECT COUPLED 2"

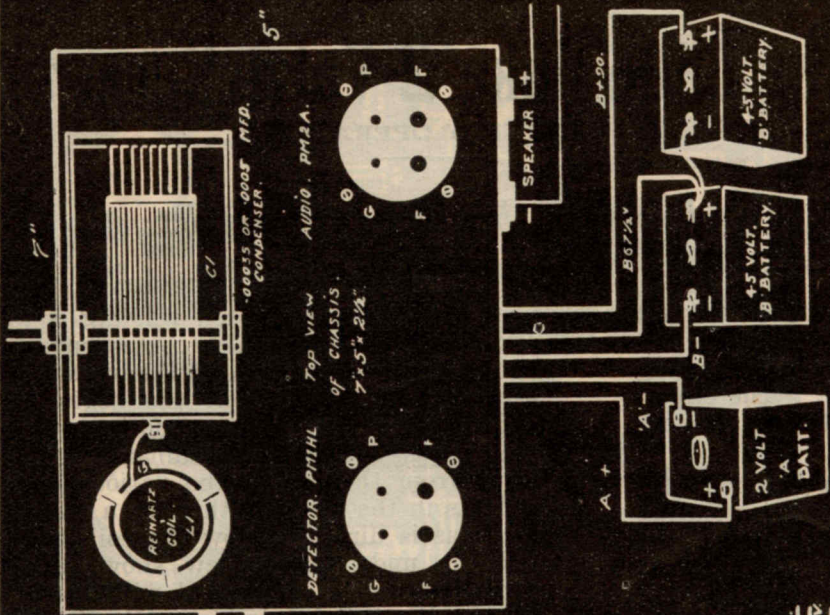
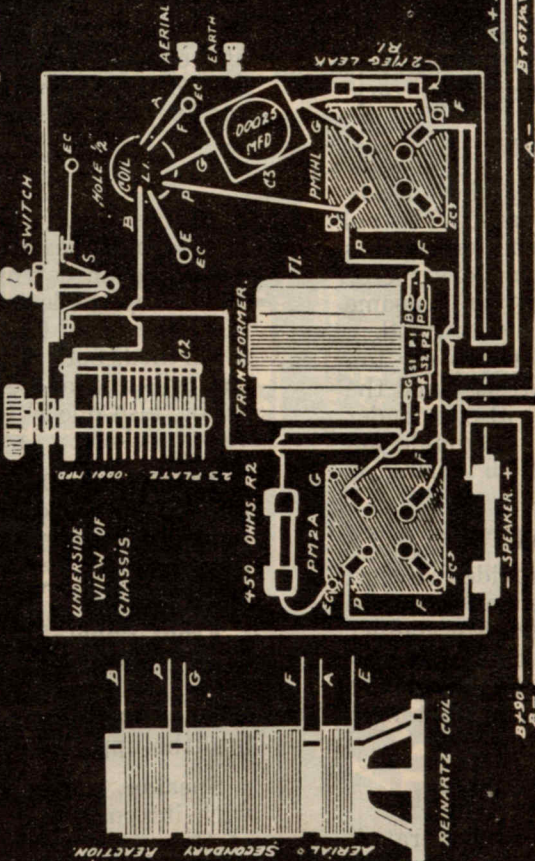
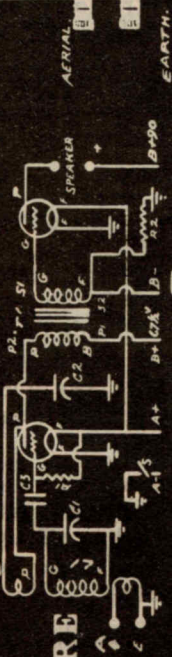
LEVENSON'S GUARANTEE A CHEAPER PRICE FOR EVERYTHING IN RADIO

LEVENSON'S RADIO

THE LITTLE DUKE. 2 VALVE.

No 3
FEATURE

W.S.



Reimartz coil	1	6
00025 or 00027 L.A.F. variable condenser with bakelite ends	1	7
2 meg. Mullard leak	1	6
Speaker tip jack	1	6
Battery tip jack	1	6
Battery switch "White Spot"	1	6
Aluminium chassis, 7 x 5 x 2 1/2 inches	1	0
Aluminium chassis, 6 x 7 inches	1	0
23 plate midjet condenser and knob	3	9
Croley audio transformer	6	9
00025 Pilot fixed condenser	1	6
450 ohm fixed resistor	1	9
UX warer sockets	1	0
3 inch dial	1	9
Bakelite terminals	2	6
24 1/2 x 3/8 inch bolts and nuts	1	4
3 yards Fry hook up wire	1	0
1 Battery cable	1	3
PARTS TO BUILD CHASSIS		£1 18 7

Stewart Warner Dynamic Tone Magnetic Cone Speakers, 84/-, NOW 30/-	
VALVES—1 Mullard PM1HL	15 0
1 Mullard PM2A	15 6
SPEAKER—Amplion "G" Chassis and 5ft. Cord	1 10 6
BATTERIES—2 45v. L.A.F. Light Duty B Batteries	14 6
1 2v. Exide DTG Accumulator	12 0
	1 6 0
SPECIAL PRICE FOR PARTS, VALVES, BATTERIES AND SPEAKER	£4 17 6

Table Model Cabinet fitted with Bakelite Panel . . . 11/6 extra
 Factory cost of Assembling and Wiring if required, 15/-
£6/4/- READY BUILT COMPLETE IN CABINET WITH SPEAKER

LEVENSON'S RADIO . . . WILL NOT BE UNDERSOLD



SPECIFICATIONS

The 'Little Duke' 2 Valve Receiver

BATTERY OPERATED

38/7 *Everyone should Build this Set*

All Parts

A PRIZE-WINNING CIRCUIT

This receiver has been designed to meet the demand for a low priced receiver economical in running cost and possessing a high degree of reliability. The circuit is the well known Reinartz and is very simple to construct.

The battery supply in conjunction with the valves selected for operation in the set ensures ample volume to operate a loud speaker at comfortable room strength. If desired, headphones may be used in place of the speaker with a single "B" battery instead of the two specified; in which case both "B" positive wires would connect to positive maximum of the one "B" battery.

CONSTRUCTION

The chassis has the valve sockets ready mounted, also the speaker jack. The remaining holes for the major components are drilled so as to relieve the constructor of this work, which is rather irksome when the correct tools are not to hand.

The chart (page 149) illustrates the top panel view together with batteries and the connections thereto. There is also an under panel view of the chassis as it should appear when completed, and all wiring is clearly shown.

AERIAL AND EARTH.

Insulating washers are provided so that when the aerial terminal is bolted to the chassis it does not make electrical contact thereto. Contrary to this, the earth terminal is bolted directly into the chassis in order that perfect electrical contact may be obtained.

THE REINARTZ TUNING COIL.

An elevation of this coil is illustrated, showing the position of the various wind-

ings, and the end of each winding is indexed with a letter which corresponds to letters on the chart. A little care will be necessary in tracing out the beginning and ending of each coil, and noting where their ends eventually terminate. The wires from the coil to the various components in the set pass through a hole in the chassis directly below the coil itself, and the under panel view shows these wires indexed to correspond with the index on the coil illustration. Further to this, note, that an additional wire is run above the chassis from the G connection of the coil to that terminal connecting to the fixed plates of the tuning condenser C1.

WIRING.


As one or more terminals of the various components have to be earthed to the chassis, such earthing connections are indicated by the letters EC. In light of this it will be noted that one side of the switch is earthed, both the E and F terminals of the coil, and one end of the 450 ohm resistor, also one F terminal on each of the valve sockets.

Theoretical Diagram. This will help the builder to follow out the connections; index letters correspond to those on other illustrations. Remember to earth the lines terminating in  to the chassis.

Front Panel. The nuts holding the 23 plate condenser and switch in place also serve to clamp the front panel to the front edge of the chassis. Condenser C1 bolts into the upper centre of panel.

Speaker. See that this is connected with its positive lead to the positive side of the speaker jack; performance is best when connected correctly.

LEVENSON'S GUARANTEE A CHEAPER PRICE FOR EVERYTHING IN RADIO



Feature No 11.
A 4/5 Superhetrodyne
The Golden Companion

LEVENSON'S Leaders in RADIO, 226 Pitt Street, SYDNEY

WITH R.C.S. COIL KIT

- 1 Chassis, steel, drilled and fitted with 3-5 pin, 2-4 pin, 1-6 pin sockets, aerial, and earth terminals
- 1 Super Hetrodyne coil kit R.C.S. 460 K.C. Autodyne, complete with paddler
- 1 2-Gang Stromberg-Carlson Condenser
- 2 Condensers, 8 mfd. Electrolytic, 5/9 each
- 2 Condensers, 25 mfd. Electrolytic, 2/6 each
- 2 Condensers, 5 mfd. Chanex 1/8 each.
- 4 Condensers, .1 mfd. Chanex 1/2 each
- 2 Condensers, .01 mfd. Chanex 1/- each
- 1 Condenser, .001 mfd. Simplex 1/6 each.
- 1 Condenser, .002 mfd. Simplex 1/6 each

- 1 Resistor 25,000 ohm Voltage Divider
- 2 Resistors 500,000 ohm leak type with pigtaails
- 1 Resistor 2 meg. leak type with pigtaails
- 1 Resistor 250,000 ohm leak type with pigtaails
- 1 Resistor 40 ohm leak type with pigtaails
- 1 Resistor 5,000 ohm Radiohm with pigtail
- 1 Resistor 10,000 ohm Volume Control
- 1 Resistor 25,000 ohm 50,000 ohm Variable
- 1 Resistor 4,000 to 4,500 ohm Radiohm
- 1 R.F. Choke
- 1 Power Transformer
- 1 Vernier Dial, Effco, clockwise

(Continued on page 152)

THE NEWEST OF ALL A.C. RADIOS

The GOLDEN COMPANION

*Just produced by Levenson's
Technical Department*

With R.C.S. Coil Kit—continued from page 151

2 Rubber Grummets, one 7/16th inch, one 5/16th inch	4
Knob on dial and 2 Variable Res- istors to match	
3 yards Circular Flex	1 6
1 Adaptor or Plug	9
7 yards Hook Up Flex	1 9
Pea Lamp for Dial	
2 yards 22g. Tinned Copper Wire . .	2

FOR PARTS £6 15 2

**Valves for Levenson's 4/5 Golden Companion
Super Heterodyne**

Philips Golden E452 Valves	14 10
" " E455 "	14 10
" " E444 "	15 8
" " E443H "	17 8
" " 1561 "	12 0
	£3 15 0

1 D17 Speaker, Pent. 2,500 ohm . . £1 11 0
Cabinet—See Page 58.

Oddments to clear from Overflow Store

RADIO CHEAPSIDE, 240A PITT STREET
The Home of Half a Million Wireless Bargains!

UV Sub-Panel Sockets, each	4d.
Stromberg-Carlson UX Sub-Panel Sockets	4d.
Gramophone Tone Arms, each	6d.
Swan Neck Tone Arms, each	2/6
Portable Swan Neck Tone Arms, each . .	9d.
Special Gramophone Tone Arm and Speaker to play all types of records, each . . .	7/6
Philips Trickle Charger Case with Bakelite Top for 1018 and 1016 type chargers	5/-
Philips Eliminator Cases, type 3002, each	5/-
Philips Shielded Switch, S.P.D.T., each . .	2/-
8,000 ohm Speaker Coil, each	2/6
R.F. and Aerial Coils wound on 1½in. former with mounting legs for .0005 or .00035 condensers, each	6d.
Philips Audio Chokes, 50,000 ohms, each . .	3/6

Cabinet—See Page 58.

Ready Built in Handsome Floor Model Cabinet
complete £18/10/- Cash

WITH LEKMEK COIL KITS

1 Chassis, steel, drilled and fitted with 3-5 pin, 2-4 pin, 1-6 pin sockets, erial and earth terminals	10 6
1 Super Het. Coil Kit, Lekmek 460 K.C. Autodyne complete with padder, Ant. Oscil. 2 Int. F. Tran. and 2 gang Condenser	£3 7 6
2 Condensers, 8 mfd. Electrolytic, 5/9 each	11 6
1 Condenser, 25 mfd. Electrolytic, 2/6 each	2 6
2 Condensers, .5 mfd. Chanex, 1/8 each	3 4
4 Condensers, .1 mfd. Chanex, 1/2 each	4 8
2 Condensers, .01 mfd. Chanex, 1/- each	2 0
1 Condenser, .001 mfd. Simplex, 1/6 each	1 6
1 Condenser, .002 mfd. Simplex . .	1 6
1 Resistor, 25,000 ohm Voltage Divider each	3 6
1 Resistors, 500,000 ohm leak type with pigtails	3 0
1 Resistor, 2 meg. leak type with pig tails	1 6
1 Resistor, 250,000 ohm leak type with pigtails	1 6
1 Resistor, 400 ohm leak type with pigtails	9
1 Resistor, 5,000 ohm Radiohm with pigtails	1 6
1 Resistor, 10,000 ohm Volume Control	3 9
1 Resistor, 25,000 or 50,000 ohm Vari- able	5 0
1 Resistor 20 ohm Centre Tapped . .	1 6
1 Resistor 4,000 to 4,500 ohm Radiohm	1 6
1 R.F. Choke	1 0
1 Power Transformer	17 6
1 Vernier Dial, Efco, clockwise	9 6
2 Rubber Gummets, one 7/16th inch, one 5/16th inch	4
Knob on dial and 2 Variable Resis- tors to match	
3 yards Circular Flex	1 6
1 Adaptor or Plug	9
Pea Lamp for Dial	
7 yards Hook Up Flex	1 9
2 yards 22g. Tinned Copper Wire . .	2

PARTS FOR £8 1 0

**Golden Valves for Levenson's 4/5 Golden Com-
panion Super Heterodyne**

Philips Golden E452 Valves	14 10
" " E455 "	14 10
" " E444 "	15 8
" " E443H "	17 8
" " 1561 "	12 0

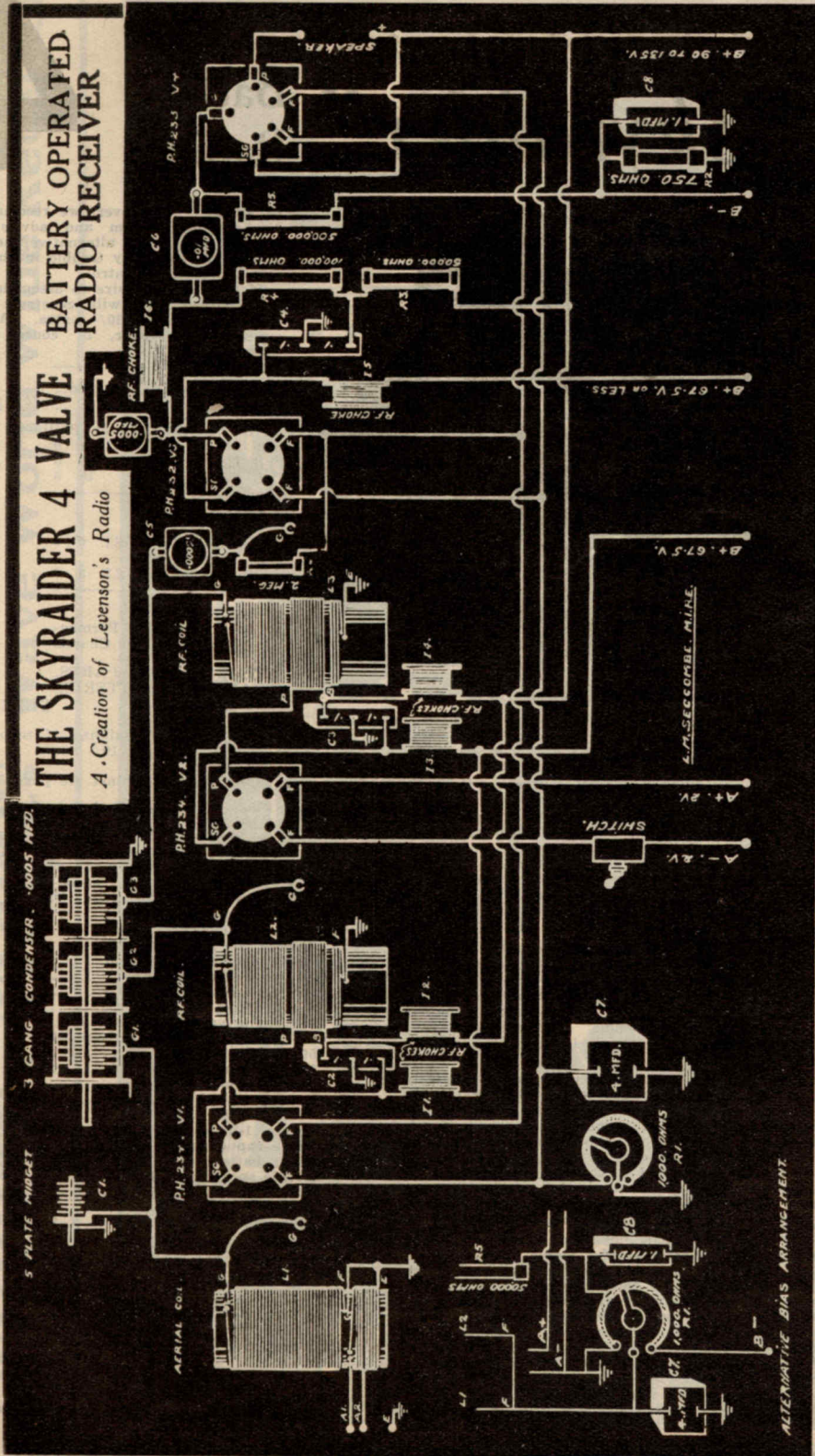
SEE FOOT OF PREVIOUS COLUMN £3 15 0

1 D17 Speaker, Pent. 2,500 ohm . . £1 11 0

LEVENSON'S GUARANTEE A CHEAPER PRICE FOR EVERYTHING IN RADIO

THE SKYRAIDER 4 VALVE BATTERY OPERATED RADIO RECEIVER

A Creation of Levenson's Radio



This receiver presents something ultra modern in radio design. The important features are simplicity, efficiency and economy.

A high degree of efficiency for only four valves is made possible by using the new P.H.234 valve in the radio frequency stages. This valve is a super control radio frequency penthode with an amplification factor of 360 when operated with only 135 volts on the plate. These radio frequency penthodes are noted for their ability to cut out cross talk, consequently it is possible to use a comparatively large aerial primary coil which makes for less critical operation. This means that extra turns may be added to the aerial coil of factory coils, but in most cases the standard windings will give the desired result.

The remaining valves comprise the P.H. 232 screen grid type for de-

tection and the P.H.233 power penthode for the output socket. Resistance coupling is used for the audio system.


A special feature is the use of automatic bias which in this receiver works satisfactorily. For this purpose the resistor R2 is used. The value may be between 650 and 770 ohms. 750 ohms is recommended as this value is easily obtained. The volume control R1 functions by changing the bias on the P.H.234 valves.

In constructing the set it is important to follow the layout as shown in the photographs. Note that point to point wiring has been employed. In this way unnecessary wiring is eliminated and the work simplified. In addition the tendency towards feed back is reduced to a minimum. Solder all joints and connections.

Build Levenson's Tremendous Creation

The "Skyraider" Battery Radio

4



THE WONDER BATTERY SET

Let us now consider the gang condenser. In the first place the trimmer which is usually fitted on section G1 must be removed and fitted to section G3. The condenser C1 compensates the condenser G1. Leads from the fixed plates of the gang condensers should be connected to that side which is nearest to the chassis and should be soldered on before the condenser is screwed into position as this would be a difficult connection to make after the condenser is assembled. The underneath view of the chassis shows clearly how these wires from the gang condensers are run under the chassis to the various coil grids, thence through the coil cans to the valve cap, except in the case of L3.G3, where a connection from G3 runs to L3 in the usual way and an additional lead runs above the chassis from G3 to C5 the other side of which runs up outside V3 valve can to the cap of the detector valve (P.H.232). C5 is the grid condenser and R6 the grid leak.

Another glance at the chassis wiring and you will see that the radio frequency components are located at one end and the audio channel is isolated and lies at the opposite end of the chassis. This layout arrangement is most important and no variation should be attempted. With reference to the radio frequency chokes numbers 11 and 13 should connect directly to the screen grid lug on the valve socket. The chokes 12 and 14 may be mounted on a small strip of fibre which in turn is supported in a convenient position as illustrated.

As the receiver is battery operated we must consider the requirements in this direction. The four valves of the P.H. series recommended for this receiver have a total current draw of only 0.38 amps and consequently a single 2-volt accumulator cell will be sufficient for the filament supply. Three 45-volt "B" batteries joined in series to give 135 volts are recommended for the high tension, but good results can be obtained with only 90 volts. Under either condition the screen grid lead remains connected to the 67.5 volt tapping.

The builder will note a supplementary sketch to the left of the diagram. This serves to illustrate an alternative method of connecting up the automatic bias for the last valve and bias control for the radio frequency valves.

In this arrangement a 750 ohm resistor is not used, the negative filaments of the valves are earthed to the chassis as also would be the chassis side of the switch. The 1,000 ohm resistor would need to have its bushing insulated from the chassis and instead, one of the outer terminals must be earthed. L1F and L2F along side wires leading to the 4 mfd. condenser and centre terminal of R1 indicate that the F end of those respective coils are to be disconnected from the chassis and run as illustrated. The original B negative lead should be soldered to a small contact arranged to make contact with the wire on R1. It should be in a position about 1/3 from the end of that wire resistor, as illustrated. A small piece of metal foil or shim brass may be inserted between the bakelite and the wire and thus satisfactory contact obtained. Although employing this system means a little more trouble to the constructor it will be found to provide exceptionally smooth control

of volume. However, we recommend the original system and advise the builder to try the alternative method should he strike any trouble in obtaining satisfactory control.

If you do not desire to assemble the set yourself, we will construct the chassis only, for 30/- extra. Accessories and speaker, of course, are extra.

Parts Kit for the Skyraider Four £4 12 10

VALVES—(Mullard or Philips)
 2 234 £1 11 0
 1 232 15 6
 1 233 15 6
 3 2 0

BATTERIES—
 1 2v. Fuller Accumulator £1 0 0
 3 Ever Ready series, 14/6 £2 3 6
 3 3 6

SPEAKER—
 "Like a Flash" Permag-netic Unit and Chassis 3 0 0

TOTAL COST PARTS, VALVES, BATTERIES AND SPEAKER £13 18 4

Factory Cost of Building if required: £2/10/-

For suitable cabinet see page 58

PARTS KIT FOR THE SKYRAIDER FOUR

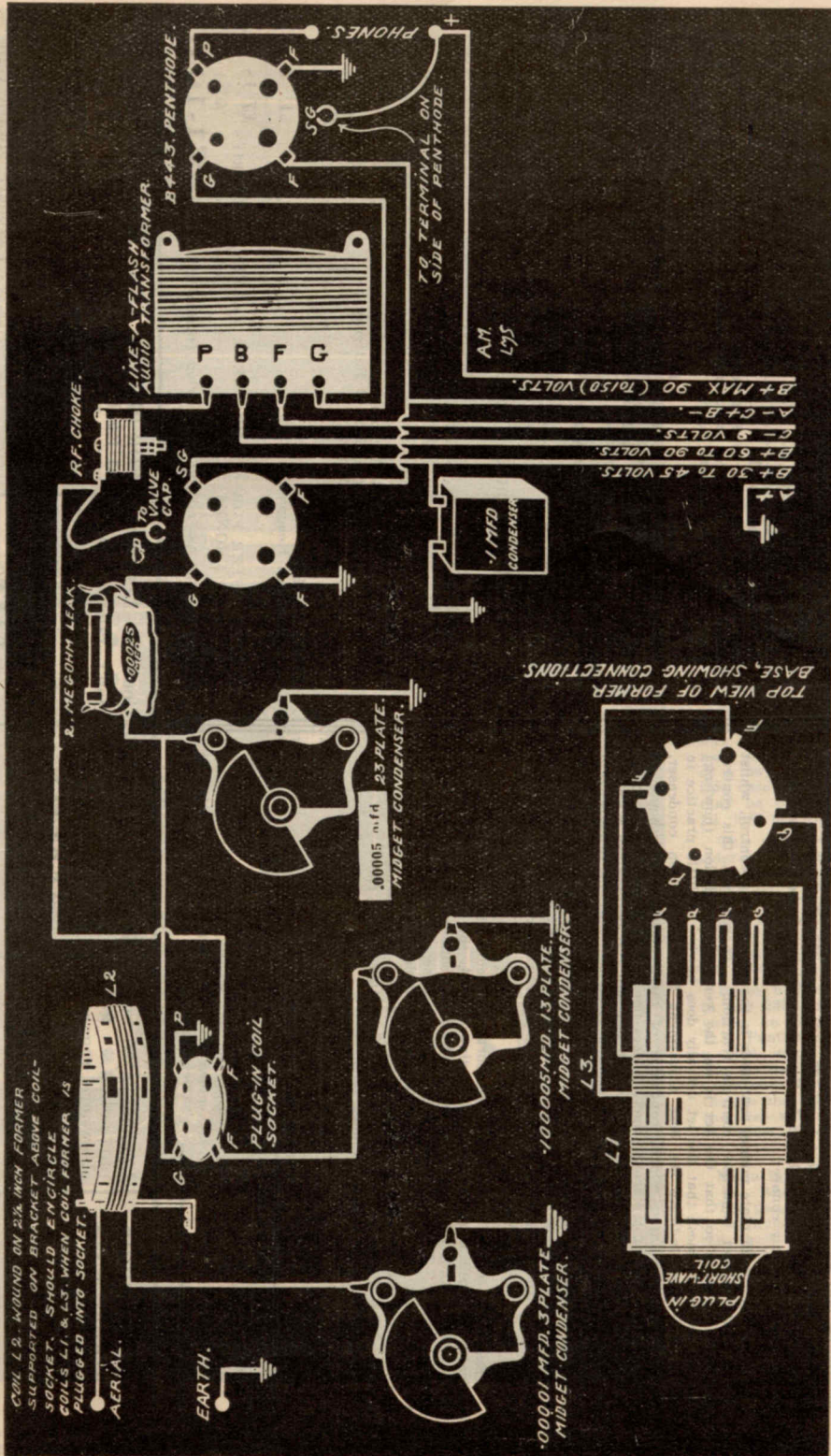
- 1 3 gang .0005 L.A.F. Condenser, G1, 2, 3 17 6
- 1 5 plate midget condenser, C1 1 10
- 1 L.A.F. coil kit (2 R.F., 1 aerial) 4 6
- 3 UX valve sockets, 7d. 1 9
- 1 UY valve socket 7
- 6 R.F. chokes, 1/ 6 0
- 3 Double 1 condensers, 3/3 9 9
- 1 .00025 fixed condenser C5 1 6
- 1 .01 fixed condenser C6 2 6
- 1 4 mfd. fixed condenser C7 4 8
- 1 1 mfd. fixed condenser C8 2 6
- 1 1,000 ohm variable resistor R1 4 9
- 1 750 ohm wire wound resistor R2 1 0
- 1 50,000 ohm resistor R3 1 6
- 1 100,000 ohm resistor R4 1 6
- 1 500,000 ohm resistor R5 1 6
- 1 Battery switch 2 6
- 1 Vernier dial 6 0
- 2 Knobs, 1-inch, 6d. 1 0
- 3 Valve cap clips, 3d. 9
- 1 6-way battery cable 1 3
- 1 Double speaker tip jack 1 6
- 2 Aerial terminals, 4d. 8
- 1 Earth terminal 3
- 1 Aluminium chassis, size 14 x 9 x 3 6 0
- 3 Coil cans, 8d. 2 0
- 3 Valve cans, 9d. 2 3
- 1 Coil hook-up wire, 7 yards 1 2
- 1 Package hardware: screws, nuts, lugs, etc.; one 2-meg. grid leak 2 6
- 1 Fixed condenser, .0005 1 6

£4 12 10

Ready Made and Drilled Metal Chassis with Sockets, etc., ready mounted, as included in Skyraider Kit 11/6

LEVENSON'S GUARANTEE A CHEAPER PRICE FOR EVERYTHING IN RADIO

Modern Magic! Levenson's 2 Valve Short Wave World Wide Receiver



The receiver is assembled on an aluminum chassis 14in. x 9in. An aluminum front panel is used, which effectively screens the set from body capacity. An aluminum screen surrounding the valve further completes the shielding. The usual constructional details as applied to modern radio set construction are followed out, and all points shown on the chart as earth (note earth sign) should be connected to the chassis by the shortest lead possible. A soldering lug under a convenient nut holding the component to the chassis usually ensures such a short lead. Note that the three midget condensers for tuning are earthed, but as their centre shaft bushing is bolted straight into the aluminum panel there is no need to run a separate wire for earthing: In laying out the components, we suggest that same should be arranged so as to provide as short leads as possible between the coil socket

The receiver is assembled on an aluminum chassis 14in. x 9in. An aluminum front panel is used, which effectively screens the set from body capacity. An aluminum screen surrounding the valve further completes the shielding. The usual constructional details as applied to modern radio set construction are followed out, and all points shown on the chart as earth (note earth sign) should be connected to the chassis by the shortest lead possible. A soldering lug under a convenient nut holding the component to the chassis usually ensures such a short lead. Note that the three midget condensers for tuning are earthed, but as their centre shaft bushing is bolted straight into the aluminum panel there is no need to run a separate wire for earthing: In laying out the components, we suggest that same should be arranged so as to provide as short leads as possible between the coil socket

LIST OF NECESSARY COMPONENTS FOR LEVENSON'S 2-VALVE SHORT WAVE SET (CIRCUIT PAGE 155)

1	.0001 mfd. (23 plate) midget condenser	3	3
1	.00005 mfd. (13 plate) midget condenser, with knob	3	0
1	.00001 mfd. (3 plate) midget condenser, with knob	2	6
3	Vernier dial, Emkabe aluminium faced	1	6
1	UX sockets, at 6d.	6	9
1	Crossley audio transformer	1	2
1	1 mfd. condenser	1	3
1	Mfrs. type R.F. choke	1	6
1	Phones double tip jack	1	6
2	Terminals, Aerial, Earth	3	3
1	1 inch 2½-inch diameter bakelite former	2	0
1	.00025 mfd. De Jur fixed condenser, with clips	1	2
1	2 meg. grid leak, Mullard	1	2
1	6-way battery cable	1	0
1	Aluminium Chassis, 14 x 9 x 2 inches	4	11
1	Aluminium Panel, 14 x 8 inches	2	4
2	dozen brass nuts and bolts, ½ x ¼ inch	1	6
2	large spade lugs and 3 yards hook-up flex	7	
5	Ribbed formers, 4-pin type	6	3
2	1½ lb. 24 D.S.C. copper wire	2	3
2	cos. 34 enamelled copper wire	1	0
1	Battery switch	1	9
1	Valve screen can	1	8
1	Coil solder	1	6
			£2 14 8

PARTS FOR CHASSIS

VALVES—	£1 1 0
1 Philips A442	1 1 0
1 Philips B443	£2 2 0

BATTERIES—

1	4 volt Exide DTG Accumulator	24	0
2	L.A.F. 45 volt Light Duty B Batteries	14	6
1	L.A.F. 9 volt C Battery	2	0
			£2 0 6

HEADPHONES

Guaranteed Headphones	£1 1 0
-----------------------	--------

SPECIAL OFFER FOR KIT OF PARTS, VALVES, BATTERIES AND PHONES

	£7 18 8
	£7 10 0
	£1-10 0

Factory Cost of Assembling and Wiring (including all Coils)

and the variable condensers and screen grid valve as is consistent with neat layout of components. The aerial terminal, of course, should be fitted so that same is insulated from the chassis. A small piece of bakelite bolted to the chassis with the terminal passed through same but being clear of any contact with the chassis will usually suit these requirements. The earth terminal is bolted directly into the aluminium chassis. The phone pin jack is bolted straight to the chassis, with the two bakelite projections carrying the contacts protruding into the chassis through holes large enough to accommodate same. Insulation thus becomes perfect here. The six-way cable for battery connections may be soldered directly on to those connections of the components to which they ultimately connect.

Note that the 23 plate midget condenser is the main tuning control, whilst the 13 plate midget condenser controls reaction. In practice, this control should be adjusted so that the set is on the verge of oscillation (howling) but not so far in mesh that the set actually does howl. A little practice in tuning will soon indicate the best adjustment for the reaction condenser. There is one remaining midget condenser of three plates. This should be placed on the left of the front panel; it does not need a great deal of attention, except when the case arises where no reaction can be obtained with the 13 plate condenser. Then the three plate condenser may be brought into operation, and its readjustment will remove what is commonly called the blind spot from the tuning. The coil L2 consists of six turns wound on a 2½-inch former. This coil is so arranged that when the short wave coil is plugged into the short wave socket, Coil L2 entirely surrounds the windings on the short wave plug.

Referring to the winding of the short wave coils, the diagram clearly indicates the position of the various windings. L1 is the grid coil, connected to P. and G. Coil L3 is the reaction winding and connects to the two usual filament pins. Too much care cannot be exercised in ensuring that the respective ends of each coil connect to the particular pins indicated on the top view of the plug-in coil former base, and that the wiring to the coil socket in the chassis is identical with that indicated on the chart. Coil winding data is as follows:

SHORT WAVE COILS

All windings are of 24 D.S.C. wire. The broadcast coil consists of 165 turns for the grid coil, and 50 turns for the reaction coil, and both windings are of 34 enamelled copper wire. All windings must be in the same direction.

Wavelength	Grid	Reaction
64-85	22	15
38-64	14	12
24-40	9	9
15-25	5	7

Wire your Money with your Order. FOR INSTANT ATTENTION

It's quite safe, and saves time.

Thousands do!

Remember to study particulars given elsewhere regarding our

500 CLUB

IT WILL PAY YOU TO JOIN.

PARS MULTI STRANDED AERIALS

Phosphor Bronze.

100 feet long. Splendid for results, 3/9.

Now 2/6

Country Listeners! Don't fail to study all particulars re the

UNIVERSAL FIVE

Battery Radio Turn to Receiver Section.

FOR BETTER AND SURE RECEPTION HOOK YOUR RADIO SET


EARTH TO ONE OF LEVENSON'S PERCOLATING

EARTH TUBES 4/6 With Chemical Salts

Always on Hand 3/4 ALL ELECTRIC RADIOS

Modern Mantle Cabinet A.C. Radio with Dynamic Speakers. £9/10/- Elsewhere £13/10/-

THE COUNTRYMAN'S FOUR
No. 1. FEATURE.



LEVENSON'S RADIO. 226 PITT ST. SYDNEY.

Levenson's Radio are pleased to present for the consideration of the Radio Home Builder, the Countryman's 4, which represents a vast improvement on many of the older types of battery sets at present in service. Most builders will recognise certain similarity between it and the old Marco 4 which was always very popular. The improvements are, inclusion of Screen Grid R.F. Stage in place of the old triode valve in this socket, also volume control per medium of variable resistor between filament and chassis, whereby the bias of the R.F. penthode type 234 is regulated for varying degrees of sensitivity.

The various stages in this set represent careful thought so that desirable gain, selectivity and general efficiency can be obtained with not more than four valves.

The circuit illustrates a two-gang condenser. It is essential when using a two-gang condenser to provide also a five plate midget as illustrated, which allows the first tuning stage L2 to be brought into line with L4.

In order that this may be accomplished anything up to 15 turns at most may be removed from the grid end of coil L1.

Many home-builders will have two separate condensers on hand which they may desire to use in place of a two gang assembly. In this case the 5 plate midget may be eliminated and coil L1 left as when purchased.

This set represents a considerable degree of economy in operation, in that a 2-volt accumulator only is necessary for all filaments, whilst drain from "B" battery is also as light as possible considering volume which may be obtained.

Some builders may desire to use 232 type screen grid valves in place of the 234 R.F. Penthode. In this case a 400 ohm potentiometer may be used in place of the 1,000 ohm illustrated. Although the 1,000 ohm potentiometer will suit both types of valves.

Mounting of Components Above Chassis.

The gang condenser should be arranged so as to allow the shaft to point towards the front, and exactly in the centre of the front edge of the chassis. See that the trimmer adjusting screws are uppermost, whilst the connections to the fixed plates of each section are close to the chassis. The connections to the fixed plates should be made before

fixing the condenser in place and fairly large holes provided in the chassis in order that the wires may be passed through in readiness for wiring up, and only then should the condenser be bolted securely into position.
Coil L1 L2 is mounted alongside the gang condenser whilst L345 is directly in line with L1 L2, close to the gang condenser and about 1 inch or 1½ inches back from the front edge of the chassis.

LEVENSON'S RADIO WILL NOT BE UNDERSOLD

Marco-4 Owners . . . Modernise your Set

THE COUNTRYMANS

4

*A modernised version of the Famous
Marco 4 Interstate Receiver*

Battery Operated Radio

CIRCUIT ON PAGE 157

The valve sockets are fitted between the coil cans, and the left hand edge of the chassis, and ample room will be found here to accommodate same. The kit is sold complete with the valve sockets already mounted.

First audio valve occupies position at the right end of the chassis near the front, the transformer is arranged either above the baseboard or below same, slightly behind the first audio valve, followed by the 231 power valve near the back edge of the chassis on the right.

When the coils are mounted, wires which were previously connected to the fixed plate terminals and which should be protruding through to the underside of the chassis should be led up and soldered to the grid connections of coils L2 L4, also a flexible wire should be lead from the G end of L2 through the top of the coil can, fitted with a valve cap clip so as to occupy the cap on top of the screen grid valve.

A wire should also be provided from the detector section of the gang condenser connecting to the .00025 mfd. grid condenser which in turn is connected to the grid of the detector valve socket.

The builder is strongly advised not to use smaller capacity than 4 mfd. between the "A" negative wiring and earth as this

has a great bearing on the smoothness of operation of the whole outfit.

POSITIONS OF THE CONTROLS.

Of course the main tuning dial occupies the centre position, and its knob will be an inch or two above the top of the chassis. The volume control will be on the left as you face the chassis, and the reaction condenser on the right, whilst the small trimming condenser of 5 plates may occupy the position directly under the main dial. Many positions for the switch may be found, or positions of the controls may be slightly varied in order to ensure a balanced appearance.

Alternatively the switch may be connected to separate twin lead so that it may be in turn fitted to side of radio cabinet and so operate in this manner.

Fixed condensers and radio frequency chokes should be arranged as close as possible to the valve socket terminals, etc., to which they ultimately connect, in order that there shall be no long leads. Although it is not so necessary to worry about those wires which extend from the power side of the chokes, resistors, etc., to the various battery leads.

The resistors are provided with pigtailed and same should be left only sufficiently long so that they will rigidly support the

resistors in a convenient position with the shortest of leads.

A small junction strip is supplied with the kit of parts, which is really a piece of fibre provided with eight solder eyelets. The ends of the battery cable should connect one to each of these points, and a lead from these connections in the set which must have an outlet to the battery should be run to the necessary points on the junction strip.

This ensures that the wiring will remain neat under the chassis and also provides a convenient point for checking up voltages, etc., when the set is completed.

The builder is particularly recommended to ensure that all components are tightly fixed in position, that insulation is as perfect as humanly possible, and that no greater length of wire connecting up the various components be used than is absolutely necessary.

TUNING THE SET.

There should be no trouble in lining up this set, which has a separate trimmer across the aerial and secondary coil. It may be necessary to let up or tighten one or the other of the condenser trimmers.

We wish the builder every success in the construction of this very up to late 4-valve Receiver, and we are always pleased to be of assistance to you.

PRICE LIST OF PARTS:

1 Chassis, 14 x 9 x 3 inches, complete with 4 Marquis valve sockets fitted, also aerial and earth terminals and twin speaker jack	11 6
1 Aerial coil on Marquis former	1 6
1 R.F. coil with reaction on Marquis former	1 9
2 Bayonet fitting coil cans	1 6
1 Valve can	9
1 2-gang variable condenser	12 9
1 Alpha bakelite vernier dial	6 6
1 5-plate midget condenser	1 10
1 2 x 1 fixed condenser	3 3
3 R.F. chokes, H.C.C. type	4 0
1 23-plate midget condenser	3 9
1 .01 tubular fixed condenser	1 0
1 100,000 ohm 2 watt resistor	1 6
1 1 meg. 1 watt leak	1 0
1 2 meg. 1 watt leak	1 0
1 Crosley audio transformer	6 9
1 .00025 ohm De Jur fixed rheostat	2 0
1 1,000 ohm potentiometer	3 9
1 4 mfd. Phillips fixed condenser	4 8
1 Battery cable, 8-way	1 3
1 Large rubber grummet for cable	3
1 Valve cap clip	3
1 Push pull battery switch	1 9
10ft. 20 gauge tinned copper wire	3
4 lengths spaghetti	1 0
2 yards insulated single flex cotton covered	6
1 coil solder	6
1 Cable junction strip	6
1 .1 mfd. condenser, fixed, tubular type	1 2

PARTS TO BUILD CHASSIS	£3 18 2
VALVES—	
One 234	15 6
Two 230	£1 5 6
One 231	12 9
	2 13 9

BATTERIES—

1 Fuller 2-volt Accumulator	£1 0 0
2 L.A.F. 45v. H.D. B Batteries, 11/9	1 3 6
1 L.A.F. 9v. C Battery	2 0
	£2 5 6

SPEAKER—

R.C.A. 103 Mantle Type Cone Speaker	2 10 0
or Stewart Warner Cone Speaker, £1/10/-	

TOTAL COST PARTS, VALVES, BATTERIES

AND SPEAKER	£11 7 5
-----------------------	---------

Factory Cost Building and Wiring £2

FOR SUITABLE CABINET SEE PAGE 58

Watch our "WIRELESS WEEKLY"
FULL PAGE ADVERTISEMENTS
for future Home Construction Kits.
Watch for—

"The Linguist No. 2"

"Lakes Improved Short Wave"

Simple Circuits for Home Constructors will be available.

AT 1/- EACH

LEVENSON'S GUARANTEE A CHEAPER PRICE FOR EVERYTHING IN RADIO

Wiring Data for Lakes One-Valve, Whole-World Battery Set

ORIGINALLY FEATURED IN "WIRELESS WEEKLY"

1 Aluminium Chassis, 9in. x 9in. x 2in., fitted with: 2 UX wafer sockets; 1 De Jur phone jack; two A. and one E. terminal	9 6
1 Panel, aluminium, 9in. x 6in, drilled	2 6
4 Marquis UX plug in formers	6 0
2 .00025 mfd. variable condensers	11 0
1 5 meg. grid leak (pig-tail)	1 3
1 .00015 mfd. fixed condenser	1 6
1 H.C.C. R.F. choke	1 3
1 3 plate midget condenser and knob	2 6
18 1/2in. x 1/2in. metal thread screws and nuts	1 3
1/4lb. 24 D.C.C. wire	2 3
2 Diora vernier dials	7 0
1 Mullard grid leak mount	6 6
1 Coil hook up wire	9 9
3 yards single flex	9 9
1 Piece bakelite 2in. x 1/2in.	1 6
1 Coil solder	6 6
1 Pee wee clip	3 3

PARTS FOR CHASSIS £2 8 10

Extra materials for Coils for Broadcast Band 1 8

VALVE—

1 230 2 volt general purpose valve 12 9

BATTERIES—

1 2v. Exide DTG Accumulator 12 0

1 L.A.F. 45v. L.D. B Battery 7 3

HEADPHONES—

1 pair Guarantee Phones 1 1 0

SPECIAL PRICE FOR KIT OF PARTS, VALVE, BATTERIES & HEADPHONES £4 13 2

Factory Cost of Assembling and Wiring, including all coils £1/10/-

Ready Wound Coil Kit with Parts 9/3 Extra

EXTRA MATERIAL FOR BROADCAST COIL—

1 Bakelite former, 5 1/2in. x 2 1/2in. diameter 1 5

1 Old valve base 3 3

. 1 8

ADDING AN AMPLIFIER TO LAKES ONE VALVE SET

Material Required:

1 Crossley Audio Transformer 6 9

1 Valve Socket 6 6

1 230 2-volt Valve 12 9

1 Extra 45-volt B Battery 7 3

Extra for larger Chassis 2 0

Hook-up Wire, Terminals, Lugs, etc. 1 6

TOTAL FOR EXTRAS £1 10 9

By adding this stage you will increase the output by easily 200 per cent.

COIL WINDING DATA FOR LAKES' ONE VALVE SET

The Broadcast Coil is wound on a 2 1/2-inch tube, the Grid coil has a total of 65 turns of 24 D.C.C. copper wire. Tappings are made at every five turns up to the fortieth, then at 50 and 60. The taps are made by holding the wire at the point at which the tap is to be made, between the thumb and forefinger and giving it a few turns or twists this will leave a small loop standing out from the side of the coil and these loops may later be cleaned so as to provide a good contact for the clip connected to the Long Wave Aerial Terminal. The clip is only used on the broadcast band. The Reaction winding consists of 50 turns of the same gauge wire wound on the former alongside the grid coil but spaced about 1/4in. from it, both windings must be in the same direction.

The Short Wave Coils are wound on Valve Bases. The Grid and Reaction coils are in the same relative positions as on the broadcast coil and connect to the pins in the base in the same order as illustrated on the

chart. When using the short wave coils the aerial should be connected to the Short Wave Aerial Terminal. A Metal Panel is used on the chassis and should be in direct metallic contact with the metal chassis. The two variable condensers, .00025, are earthed by being bolted directly to the panel, the 3-plate midget condenser should be well insulated from the panel.

The Short Wave Coils are wound with 24 D.C.C. Copper Wire.

Wavelength covered	Grid Coil Turns	Reaction Coil Turns
15 to 25 meters	3	8
25 to 35 "	6	12
35 to 50 "	9	14
50 to 80 "	13	16

In this circuit the connecting (hook-up) wire is defined by the white lines shown connecting one component to another. It will be noticed that in some instances where the lines cross a half circle is indicated; where this appears it is intended that the wires are NOT to be connected at that point. However, if two lines cross at right angles without any diverging of the lines it is intended that the wires ARE to be connected THERE. Similarly if one line meets another and there terminates a soldered connection IS to be made at that junction.

When the receiver is built using condensers that are fitted by means of screws through the front panel into bakelite end plates it will be necessary to connect the moving plate terminal to the chassis using an extra wire.

'SIMPLEX'

Simplex Mica Condensers. Padding condensers. Tone control condensers Valve sockets, etc.


Are Used Everywhere

We Supply TWO POUNDS Worth of Goods for ONE GOLDEN SOVEREIGN

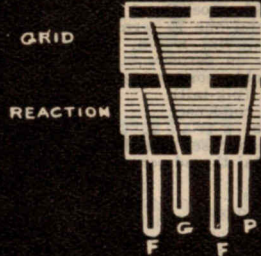
LEVENSON'S RADIO . . . WILL NOT BE UNDERSOLD

Simplified Diagrammatic Circuit of LAKES ONE-VALVE SET

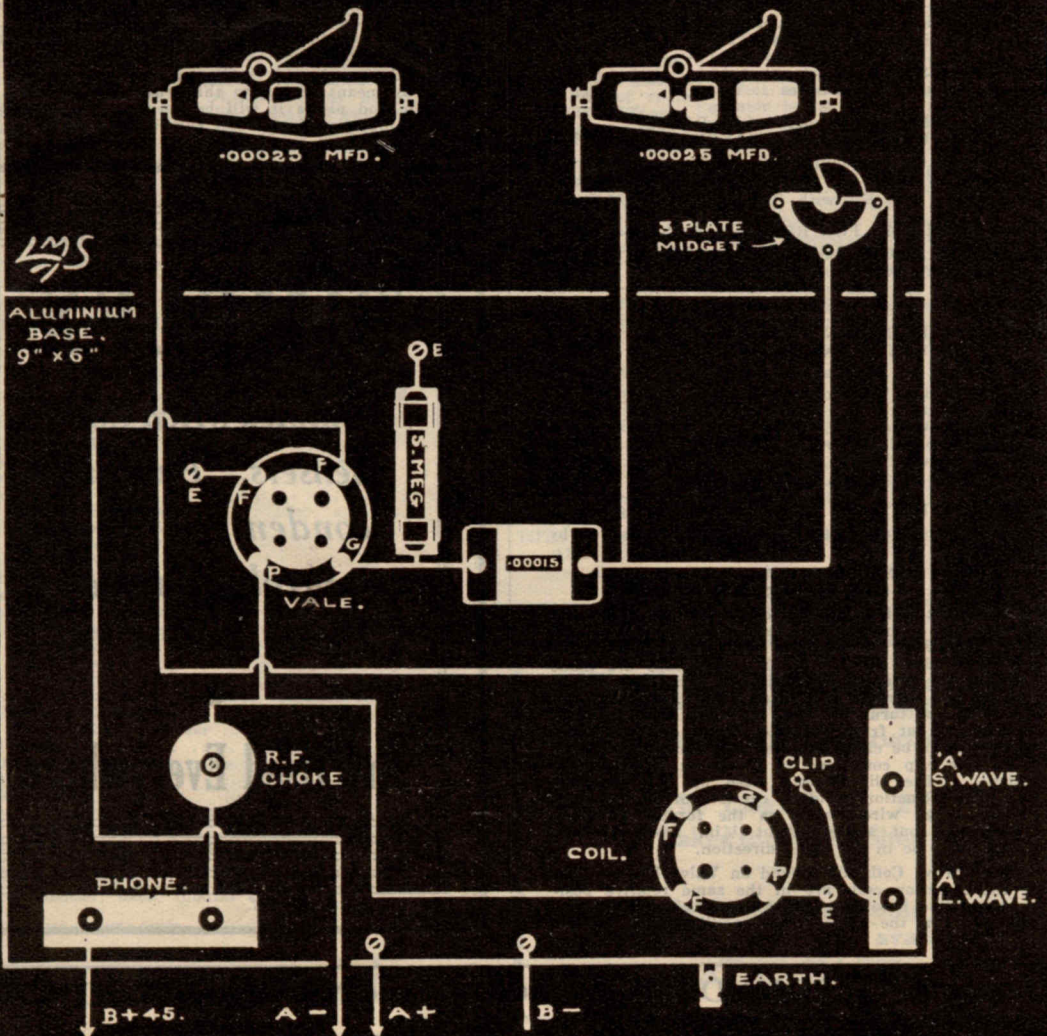
BROADCAST COIL, WITH CUT-DOWN VALVE BASE FITTED FOR PLUGGING IN.



SHORT WAVE COIL ON VALVE BASE.



ALUMINIUM PANEL. LEVENSON'S LEADERS IN RADIO



The world your playground... THE 'LINGUIST' 3-VALVE BATTERY SET

Short Wave

Remarkable for: Extreme simplicity of design; simplicity of tuning; simplicity of construction; endless number of stations tuned (test set received over 1800 stations); economic operation costs; low initial cost; overwhelming fascination; interchangeable coils allow short wave reception covering 15 to 100 metres. Can also be used for commercial ship to shore wavelengths 600, 660, 705, 730 and 800 metres.
In this circuit there is a 100,000 ohm resistor across the secondary of the transformer to prevent fringe howl; some transformers do not need it. Try the set without it or try one of higher value, say 500,000, or 1 meg. volume will be louder.

Full kit of parts and Matched Valves **£4-17-4**

IF WE CONSTRUCT £1 EXTRA.


MATERIALS FOR BUILDING "LINGUIST" 3-VALVE SHORT WAVE BATTERY SET:

1	Dejur 30 ohm Rheostat	2	6
1	Frosted Aluminium Chassis, 12in. x 6in. x 4in. drilled and fitted with four sockets and three valve cans	13	9
1	Crossley Audio Transformer T1	6	9
1	10,000 ohm. Resistor R1	1	0
1	2-watt. 100,000 ohm. Resistor R4	1	6
1	2-meg. Resistor R3	1	8
2	.1 mfd. Tubular Fixed Condensers C and C5	2	8
1	.0001 mfd. Midrest Condensers (28 plate) C1 C2	7	0
5	way Battery Cable or 5 yards flex	1	3
1	Bakelite Aerial Terminal	1	4
1	Nickel-plated Earth Terminal	3	3
1	R.F. Choke L3	1	6
1	En Kabe Astra 1 Vernier Dial	1	4
1	Plug in Ribbed Short Wave Formers for L1, L2	6	6
1	¼ lb. No. 28 D.S.C. Wire for L1, L2	6	0
1	Hardware Wire Brushing SG. Clip, Lugs, Hook-up Wire, etc.	3	0
		2	6
			4
			£2 18 4

PARTS TO BUILD CHASSIS

VALVES.—1	Mullard PM12	£1	1	0
1	Mullard PM2DX	15	0	
1	Mullard PM2A	15	6	
BATTERIES.—2	Ever Ready L.D. B Batteries	17	6	
2	Ever Ready 1½ volt A Batteries	5	2	

HEADPHONES—Leading makers, 12/6, 13/6, 17/6, 19/6
Special Offer for Kit of Parts, Valves, Batteries and Phones £6 15-6
If Pentode is preferred to plain triode output valve add 6/6 to cost of parts.
This price also includes necessary "C" battery.



SPEAKS ALL LANGUAGES

"LINGUIST" FOUR VALVE SHORT WAVE RECEIVER
This circuit is similar to the three, the only difference being that there is a second audio valve added, which increases the output for loud speaker operation

EXTRA MATERIAL NECESSARY FOR THE "LINGUIST FOUR"

Extra for larger chassis	3	6
1 Suitable Valve	12	0
1 Audio Transformer	6	0
1 Valve Socket and Shielding Can	1	3
Terminals, screws, lugs and hook-up wire	1	6

LOUD SPEAKER—Amplion "C" Chassis and 5ft. Cord £1 5 0
Factory cost for building the Four Valve Model £1 5 0

Extra Material for Commercial Ship to Shore Wavelengths:


1 Two-coil holder	3	6
1 Four-pin plug	6	9
4 ft. flexible insulated wire	7	8
.0005 mfd. L.A.F. variable condenser	7	3
1 4-inch dial	1	3
1 H.C.C. panel plug H.L. Coils	2	6
2 75-ohm mounted H.C. Coils	5	6
1 100-ohm mounted H.C. coils	5	6

NOTE—When used as commercial long wave receiver the resistance across aerial and earth must be removed.

WAVE BAND	GRID COIL	REACTION COIL
64 to 100 Metres	22 Turns	11 Turns, 28G. D.S.C. Wire
38 to 62 Metres	18 Turns	10 Turns
22 to 40 Metres	8 Turns	7 Turns
15 to 25 Metres	5 Turns	5 Turns

(Continued on Page 167)

"Whole World" — Short Wave — 4 Valve Battery Set



LEVENSON'S RADIO

The accompanying circuit is of the most modern design employing the new American type 2-volt valves. One stage of Radio Frequency Screen Grid Amplification is employed, also a screen grid detector, the latter adding greatly to the sensitivity of the set. A General Purpose 230 is used in the first Audio stage which is resistance coupled to the detector and is followed by 231 power valve, transformer coupled. The circuit diagram represents.

a top of chassis view showing the actual position of all components and as the chart was originally drawn to scale the constructor should experience no difficulty in assembling the various components. A chassis 13 x 8 x 2 inches is used and is of aluminum as also is the front panel and two screens which isolate the radio and detector stages. All components shown in heavy detail appear on the top of the chassis and those shown in dotted line are mounted (Continued on page 164)

"WHOLE WORLD" 4 (Continued)

sub-panel and as near as possible to the positions as shown.

Of course the usual type of sub-panel socket is employed, and in this case the socket is mounted below the chassis but accessible through suitable holes cut in the chassis as is the usual practice at the present time. The aluminium front panel must be in direct contact to the aluminium chassis as the earthing of the various tuning condensers and rheostats is per medium of the aluminium panel and chassis.

Note that all points marked E indicate that the particular component is to be earthed to the chassis at that particular connection. It is usually convenient to either bolt or solder the lug on the fixed condensers, etc., to some handy bolt holding one or other of the various components in place. Also several of the valve sockets have one filament connection earthed and this connection can be conveniently made from the filament contact to one of the bolts holding the socket in position.

Also in the case of the pilot light one of the lugs for same is earthed to the metal frame of the Vernier Dial.

In fitting the rheostats the wiring should be taken to that rheostat terminal to which the wire of the rheostat actually makes contact; the other terminal of the rheostat is in direct contact with the metal panel per medium of the moving contact and its bushing.

Chokes are usually provided with a mounting bracket or bolt and nut provided for this purpose and should be bolted directly on to the chassis in the position indicated.

Regarding speaker connections in case the illustration is not quite clear note that B positive 135-volt connects to one contact of the speaker jack and the other speaker jack connects to P of the 231 valve socket. Only one connection is shown to the switch; this is the wire marked A negative 2-volt B negative C positive. The fact of the switch being bolted to the metal panel should complete the circuit for this wire through to the metal chassis. If the switch plunger does not earth in this way as is the case in some switches the other side of the switch should be connected to the metal chassis or panel. Note that two double dotted lines are shown running from front to back across the chassis; these represent the screens which separate the radio frequency and detector stages and consists of pieces of aluminium 8 x 6 inches. They should be bent along their 8 inch side so as to form a right angle 1/2-inch wide and this turnover provides a means of bolting the screen to the chassis. Note that in assembling the components and wiring same up that you are looking at the top of the chassis,

but as most of the assembling takes place beneath the chassis and also most of the wiring is done there, you must take this feature into account so as to eliminate error regarding the various connections. The only wires necessary above the sub-panel are from the aerial coil P connection to the cap of the valve and also to the fixed plates of the R.F. tuning condenser, also the wire from G of the R.F. coil socket to the fixed plates of the detector tuning condenser, also the wire running from the cap of the 232 detector valve. We would advise these wires connecting to the condenser be run above sub-panel and only wires run up through the sub-panel to the various components where absolutely necessary. The coils are wound on low loss ribbed formers which are available in either UX or UY base and in various colours. We would suggest using one UX and one UY of a distinctive colour for each section of the wave band covered by the various coils. In the illustration of the coil winding we show beneath an elevation view of the former a plan looking down on the inside of the former base. If this angle of view is remembered there should be no difficulty in winding the various windings on the coil to the correct pin connections. Too much care, however, cannot be expended on ensuring that details for the coils are correct.

All windings on the coils are wound turn against turn except coil P which should be spaced the width of the wire. The various coils should be separated one-eighth of an inch, no more and preferably not less, and all windings must be in same direction.

COIL WINDING DATA

AERIAL COIL			R.F. COIL		
Wave Lengths.	Aerial.	Grid.	Grid.	Primary.	Reaction.
64-85	5	22	22	5	11
38-64	7	14	13	5	10
24-40	9	9	8	5	7
15-25	4	5	5	4	5
Wire Gauges	26 dsc.	26 dsc.	26 dsc.	30 dsc.	30 dsc.
BROADCAST COILS					
"B" Stations	35	130*	110*	55	40
"A" Stations	37	180	150	55	46
* Wound with 34 D.S.C. All other broadcast winding wound with 34 Enamelled.					

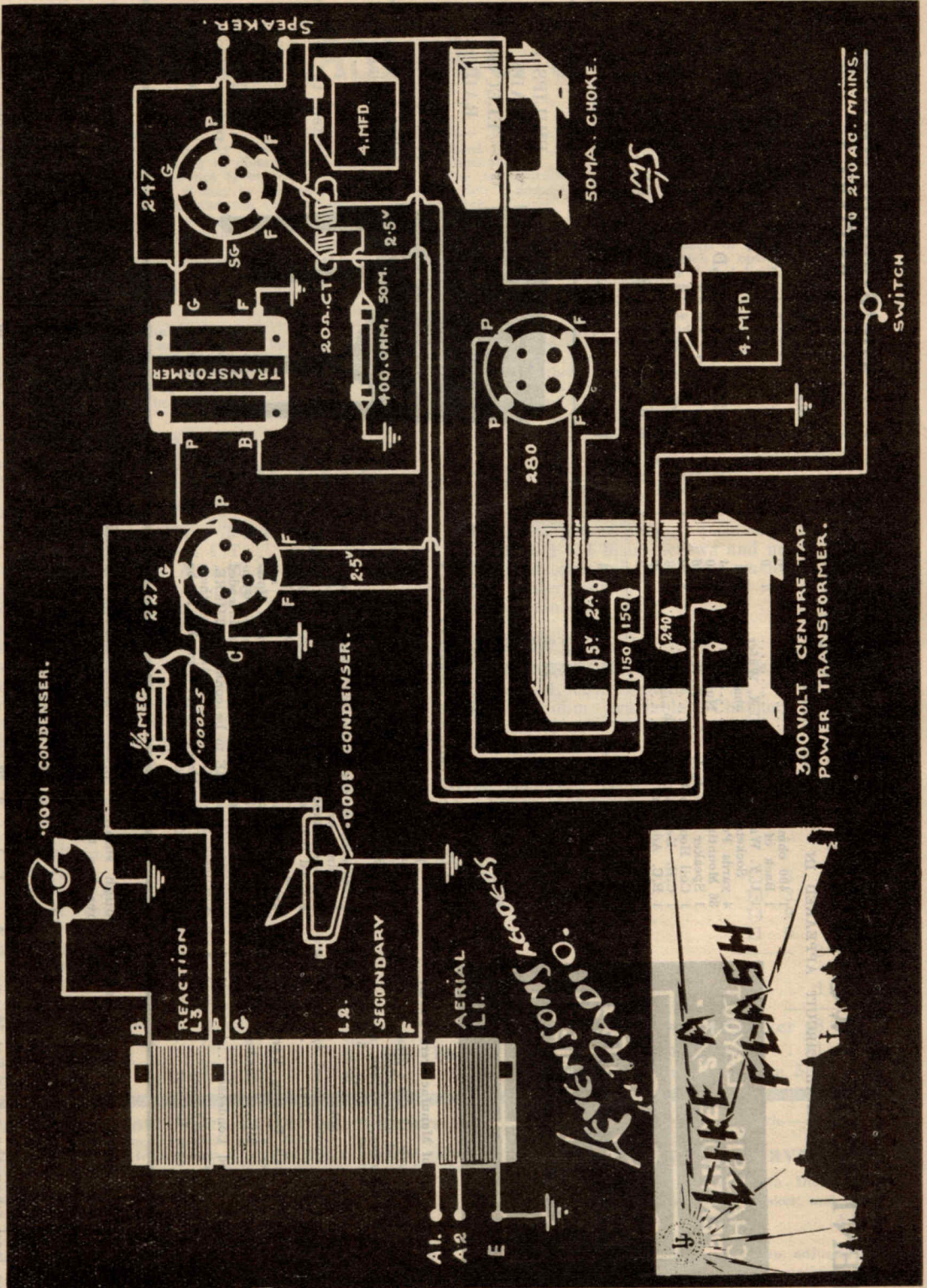
LIST OF COMPONENTS FOR THE "WHOLE WORLD" 4

4	UX Low Loss Ribbed Coil Formers	5	0	30 ohm Rheostats, each, 3/6	7	0	
4	UX Low Loss Ribbed Coil Formers	5	0	1	Crossley Audio Transformer	6	9
2	Pieces Aluminium, 8 x 6 inches for screens	3	0	1	Switch, Push Pull	2	3
1	Panel, 13 1/2 x 8 inches, Aluminium	5	5	1	Double Speaker Tip Jack	1	6
1	Chassis, 13 x 8 inches, Aluminium	5	9	1	yard Battery Cable, 8-way	2	0
6	R.F. Chokes, 1/-	6	0	1/4	lb. 26 D.S.C. Wire	1	0
9	.01 mfd. Fixed Condensers, non-inductive	1	3	20	feet Hook-up Wire	3	6
1	1-meg. Leak	1	3	2 1/2	dozen 3/8 x 1/8 inch Brass Screws and Nuts	1	2
1	3-meg. Leak (2-5 meg.)	1	3	1 1/2	dozen 1/4 x 1/8 inch Brass Screws and Nuts	1	1
1	Leak Mount	1	6	PARTS TO BUILD CHASSIS			9
1	500,000 ohm Leak type Resistor, 2 watt	1	6	EXTRA MATERIALS TO CONSTRUCT COILS FOR BROADCAST BAND			1
5	UX Sockets	2	6	For Broadcast Coils 4 additional formers, 2ozs. 34 D.S.C. and			
2	Valve Cap Clips at 3d.	8	3	1 piece Empire Cloth, 12 x			
1	Earth Terminal, 1 Aerial Terminal, 4d. each	3	8	1 1/2 inches is required. Total additional cost			8
1	Piece Fibre, 4 x 4 x 18 g. for bushings	1	6	Broadcast Coils, ready wound, each			6
1	.0001 mfd. Fixed Condenser	1	8	Broadcast Wave Coils, ready wound, each			6
1	UY Socket	1	1				3
3	23 Plate Midget Condensers, 3/9 each	1	0				6
2	1-inch Knobs	1	0				6
1	Em. Kabe Aluminium Faced Dial	6	9				14

(Continued on page 200)

PENTHODE TWO/THREE VALVE A.C. SET

Splendid Tone from this Immensely Popular Unfailing Circuit PRICES ON PAGE 166



LEVENSON'S RADIO . . . WILL NOT BE UNDERSOLD

Simplified Diagrammatical Circuit including Slight Modifications and Improvements of

PENTHODE TWO/THREE VALVE A.C. SET

ORIGINAL CIRCUIT APPEARED IN "WIRELESS WEEKLY"

- 1 400 ohm Resistor 1 0
- 1 Back of Panel Dial 7 0
- 1 U.Y. Wafer Socket, 2 U.X. Wafer Sockets, included in chassis.
- 4 yards Power Flex 1 4
- 36 Mounting Screws and Nuts 2 0
- 1 Speaker Tip Jack 1 6
- 1 Coil Hook-up Wire 3 0
- 1 C.H. Key Lock Switch 2 6
- 1 B.C. Adaptor 9
- 3 Terminals 9

Parts to build Chassis £4 7 4

- VALVES—
- One 227 11 9
 - One 247 12 7
 - One 280 11 0


SPEAKER—
Jensen J2 2500 ohm Dynamic 1 11 6

Total Cost Parts, Valve and Speaker £7 14 2

FACTORY COST OF BUILDING AND WIRING 22/6
For suitable Cabinet see page 58

In this circuit the connecting (hook-up) wire is defined by the white lines shown connecting one component to another. It will be noticed that in some instances where the lines cross a half circle is indicated: where this cross is intended that the wires are NOT to be connected at that point. However, if two lines cross at right angles without any diverging of the lines it is intended that the wires ARE to be connected THERE. Similarly, if one line meets another and there terminates a soldered connection IS to be made at that junction.

CHASSIS LAYOUT PENTHODE 2/3.



Specified Kit of Manufacturers' Parts:

- 1 Aluminium Chassis, 12 x 9 x 2 1/2 ins., drilled and fitted with sockets 12 0
- 1 L.A.F. Transformer, 150/150v. at 50 m.a.; 2 1/2 v. at 4 amps.; 5v. at 2 amps. 15 0
- 1 30 henry 50 m.a. choke 6 0
- 2 Philips 4 mfd. condensers at 4/8 9 4
- 1 Reinhartz Coil (mfr. type) 2 6
- 1 Coil Can 8
- 1 L.A.F. .0005 Ball Bearing Variable Condenser 7 6
- 1 Reaction 23 plate Midget Condenser 3 9
- 1 .0001 mfd. Fixed Condenser 1 6
- 1 1/4 meg. resistor 1 3
- 1 Crossley Audio Transformer 6 9
- 1 Centre Tap 20 ohm Resistor 1 3

DRY CELLS—Sal ammoniac soaked through small holes driven in the wax covering sometimes has the effect of rejuvenating them.

The most certain way to prolong the life of your B batteries is to arrange a switch in the negative lead or better still, if it is not too much trouble to remove the lead when the set is not in use. A cool place is the proper place for batteries, and care should be taken to see that the wax covering is kept intact to save any chance of evaporation of the moisture.

THE "STRAIGHT FORWARD" BATTERY 3


Simple to Build — Easy to Control

GREAT RESULTS GIVEN

- PARTS TO BUILD CHASSIS £3 1 5
- VALVES 1 18 0
- BATTERIES 1 16 9
- AMPLION AR.88 SPEAKER 1 5 0

READY BUILT—in Table Model Cabinet £9/16/2

PHILIPS HIGH GRADE 3-4 ELECTRIC RADIOS



In handsome polished exclusive Cabinet.

Listed to sell at £18/10/-

LEVENSON'S PRICE NOW £12 CASH

DOUBLE SPEAKER, GRAMOPHONE PICK-UP, OR PHONE JACKS, Bakelite 1/6

Marked Phono, Spcaker or Gramo.

Non-solder type, each . . . 3d.
Pins to fit 1/- doz.

ALWAYS A GREAT VARIETY OF EARPHONES IN STOCK (RECONDITIONED) INCLUDING SOME FAMOUS BRANDS.

From . . . 12/6 and 15/- PER PAIR
Guaranteed Perfect.

'THE BIG BROADCAST' A.C. 3/4 RECEIVER

Aerial Trimmer.

Although not always included in factory built sets, the aerial trimmer is a great help in tuning in distant stations or weak stations that would otherwise not be received. In order to accommodate this condenser it may be necessary to remove approximately six turns from the top end of the coil L2; this should not be done, however, until the set is in operation as adjustment of the trimmers on the gang condenser may render this provision unnecessary. Stations at the lower end of the dial should tune with the trimmer condenser not quite all out of mesh while stations such as 2CO or 2FC should not require the trimmer quite all in mesh.

Power Transformer.

The power transformer itself is not illustrated but instead the transformer terminal plate is shown having only those connections that are necessary for this receiver. Almost any of our transformers could be used to operate this set but the voltages that must be available should be as follows:—

240v. Primary, 385v. each side of centre tap is recommended for the secondary, although 375 will give excellent performance.

The transformer must be capable of supplying 75 ma. One 5v. 2 amp. C.T. winding and one 2½v. 4 amp. C.T. winding.

Tone Control.

No provision is made on the chassis or list of components for a tone control, the use of which is optional; but same is very easily fitted as shown on dotted lines on the right hand side of the chart. This control consists of a .1 mfd. condenser and a 50,000 ohm variable resistor combination connecting from the plate of the penthode to the chassis.

The condenser may be fitted under the chassis with one contact wired to the penthode plate. Two wires may be led out from the chassis, one from the remaining condenser terminal, the other from the chassis itself. To the ends of these wires may be fitted the variable resistor R7 which in turn may be fitted in a convenient position on the side of the cabinet.

We have a Library of over 103 Modern Circuits. Send 6d. for the one you want.

PRICE LIST

A New Set designed by us each Fortnight Send 1/- for the Latest

1 Power transformer: 375v./375v., 75 ma. 5v., 2 a., L.A.F. 2.5v., 4 a. C.T.	12 6
1 Chassis drilled to include A. and E. terminals, 4 valve sockets and speaker socket, and phone jack	12 6
1 Aerial coil, R.C.S.	1 6
1 R.F. Coil, R.C.S.	1 6
2 Coil cans	1 4
2 Valve cans (58/57 types)	1 8
2 6-pin sockets; 1 7-pin socket; 2 4-pin sockets; 1 aerial terminal; 1 phone 2-pin jack, included in chassis prices.	7 6
2 8 mfd. electro condensers	5 0
3 .5 mfd. tubular condensers (Chanex)	12 6
1 2-gang Alpha condenser	2 0
1 7 plate trimmer condenser	6 0
1 Vernier back of panel illuminated circular spotlight dial	3 10
1 5,000 ohm variable resistor	2 6
1 Voltage divider, 15,000 ohm to 20,000	9
1 400 ohm 1 watt resistor, 75 ma.	1 0
1 250,000 ohm 1 watt resistor	1 0
1 10,000 ohm 1 watt resistor	1 0
1 1-meg. 1 watt resistor	1 4
1 R.F. choke	1 6
1 .0005 fixed condenser	1 0
1 .01 to .05 fixed condenser	1 6
20ft. hook up wire	3
1 ½ inch rubber gummutt	1 6
3 yards circular flex	1 6

1 Adaptor or power plug	9
1 2/3 dozen ½ x ¼ brass screws and nuts	9
1 set Aerial terminal insulating washers	6
1 dozen solder lugs	3
1 length resin core solder	6

PART SFOR CHASSIS £4 3 11

EXTRAS FOR TONE CONTROL IF REQUIRED

1 .1 mfd. 1,500v. condenser	2 6
1 50,000 ohm variable Chancery resistor	6 9
	9 3

Extras for Tone Control if required—

1 .1 mfd. condenser	1 2
1 50,000 ohm potentiometer	4 9
	5 11

VALVES—

1 58	13 3
1 57	13 3
1 89	14 9
1 80	11 0
	2 12 3

SPEAKER—

Jensen D17 2500 ohm Dynamic	1 11 6
---------------------------------------	--------

Total Cost of Parts, Valves and Speaker £8 13 7

Factory Cost Building and Wiring . . £1 10 0

For suitable Cabinet see page 58

THE LINGUIST SHORT WAVE 3-VALVE BATTERY SET (Concluded from page 162)

IMPORTANT.—Regarding the lead to cap (plate) of the screen grid valve. On no account should this be allowed to come into contact with the metal chassis or valve can whilst the "B" batteries are connected. The best plan is to insert the screen grid valve, make the connection to the cap (plate) and place its screening can in position. Only after this is done should the "B" batteries be connected. If the above rule is not followed the flex lead to the cap of the screen grid valve is liable to come in contact with the chassis and this would result in the blowing of the filaments of all valves in the set.

COILS.—The coils are wound on 1¼ inch ribbed formers, with No. 28 DSC wire. The coil bases are UX and fit the unshielded socket. An elevation of the coil former shows the relative position of tuning and reaction coils. Also is shown a top view of the former base, and the coil connections thereto. The wire naturally being passed down the centre of each pin and soldered to its tip.

Enjoy Whole World Radio with—

The Duffy All Wave Two

A Set specially designed with Duffy Short Wave Parts. Less valves, speaker, and power pack, exactly as specified £7/5/-

Or including all valves, made up, adjusted and accurately calibrated on oversea stations £10.

Speaker and Power Pack extra.

For suitable Cabinet see page 58

SPECIFICATIONS FOR THE "BIG BROADCAST"

The Chassis.

Everything has been done to simplify the work of assembling this receiver and to this end the chassis is supplied with valve sockets and screen bases ready fitted. This is a great help to the constructor as it eliminates a great deal of time that would otherwise be taken up in drilling and otherwise working the aluminium. The result is that the finished receiver will favourably compare with any factory built chassis.

Mounting the Components.

Note that the two gang condenser C1 and C2 should be mounted on its side with the trimmers uppermost thus greatly facilitating any necessary adjustment of same. Also note that the electrolytic condenser shown on the chart as nearest the 280 valve must be insulated from the chassis; insulating washers are provided for this purpose.

Speaker Connections.

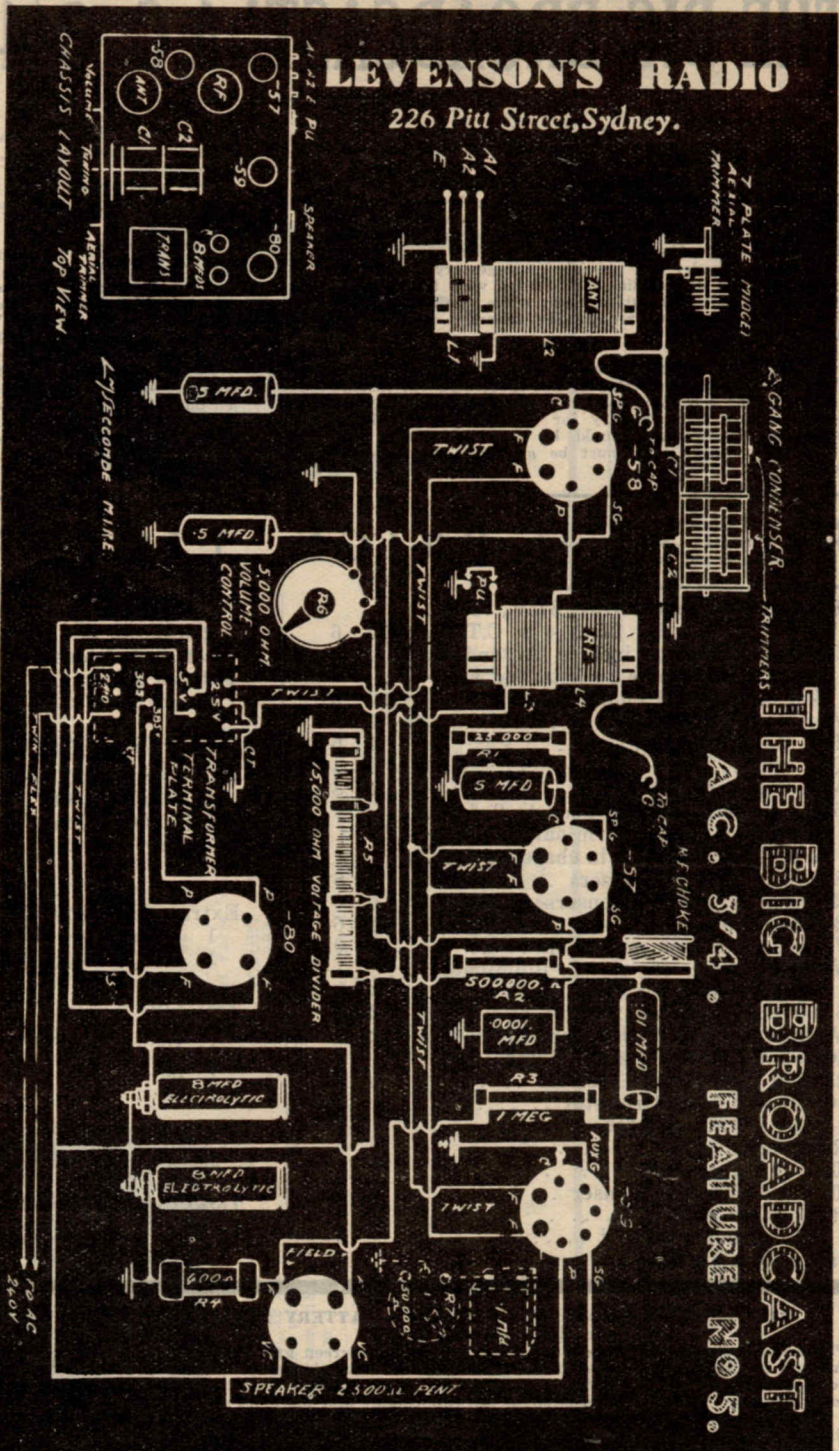
A four pin socket is provided on the back flange of the chassis and should be wired exactly as shown on the chart. This socket accommodates the dynamic speaker plug and care should be taken to ensure that the field cords of the speaker connect to the thick pins of the plug and the voice coil leads to the thin pin. Also note that the field coil wires are those which run to the main body of the speaker whilst the voice coil leads terminate at the small input transformer attached to the speaker.

Valves.

This receiver is designed to accommodate the latest types of valves on the market and to this end the chassis is fitted with six and seven pin sockets. However, the receiver may be used with excellent results with five pin sockets and fitted with a 235 or 224 in the radio frequency stage, a 224 detector and a 247 penthode. In the latter case the leads from chassis to C and aux. G are omitted, the sockets being wired otherwise as illustrated except that the lead S.G. would now occupy the usual cathode contact on the five pin socket. Also, the contacts on the six pin sockets marked SPG do not exist on five pin sockets and that lead is consequently omitted. The relative positions of the other contact being as indicated.

The Voltage Divider.

Some little adjusting of the clips may be necessary but experience has shown that the average receiver works excellently with the clips arranged to occupy exactly the same position on the divider as illustrated on the chart.



Gramophone Pick-up in Operation.

Phono connections are provided and should be wired up as shown on the charts, where they are marked P.U. The lower end of the R.F. Coil L4 connecting to one contact whilst the remaining one is earthed. When no pick-up is being used the Phono Jack should be shorted with a wire link as illustrated, otherwise the receiver will not work.

LEVENSON'S GUARANTEE A CHEAPER PRICE FOR EVERYTHING IN RADIO

1	Double Tip Jack (Field)	1
1	Double Tip Jack (Speaker)	6
1	Crossley Transformer	6
1	L.A.F. Output Choke	9
2	20 ohm Centre-tap Resistors	3
3	R.F. Chokes, 1/3	0
3	1 mfd. Condensers	6
1	2 mfd. Condensers, 750 volt Test, 3/6	10
1	2 mfd. Condensers, 500 volt Test	6
1	4 mfd. Condenser, 500 volt Test	8
1	.0001 Mica Condenser	4
1	.01 Mica Condenser	2
1	150 ohm Wire Wound Resistor	6
1	1800 ohm Wire Wound Resistor	2
1	450 ohm Wire Wound Resistor	0
1	2-5 meg. Grid Leak	2
1	250,000 ohm 1 watt Resistor	0
1	500,000 ohm Resistor	1
2	Valve Cap Clips, 3d.	3
1	Aerial Terminal	6
1	Earth Terminal, Nickel	4
3	yards Twin Electric Light Flex, 4d.	3
1	Plug or Adaptor	0
20ft.	22 Tinned Copper Wire	9
4	yards Spaghetto, 3d.	9
4	yards Cellulite Flex	1
3 1/2-doz.	1/4 x 1/2 in. Brass Bolts and Nuts, 9d.	0
1 1/2-doz.	3/8 x 1/2 in. Brass Bolts and Nuts, 9d.	2
4	Rubber Bushings, 3d.	8
1	Aluminium Chassis, 17 x 10 x 2 3/4 inches	7
1	Mahogany Panel, aluminium back, 17 1/2 x 8 inches	4
1/4 lb.	26 D.S.C. Wire	8
1/4 lb.	30 D.S.C. Wire	9

Parts to build Chassis £9 1 1

EXTRA MATERIALS TO CONSTRUCT COILS FOR BROADCAST BAND—

4	Ribbed Formers	5
2	oz. 34 D.S.C. wire	0
2	oz 34 enamelled wire	1
1	piece empire cloth 12 x 1 1/2 in.	3

VALVES—

One	235	12
One	224	9
One	227	6
One	247	11
One	280	7

SPEAKER—


Jensen D17 2500 ohm Dynamic 1 11 6

TOTAL COST PARTS, VALVES, SPEAKER £14 2 5

Factory Cost Assembling and Wiring, including all coils £3/10/-

For suitable Console Cabinet see page 58

We are Radio Repair Experts



(Continued from page 169)

the vernier dial being mounted in the centre of same. The two volume controls, R.F. and R.D. are mounted on the under side of the chassis, therefore their shafts will protrude through the latter at the bottom of the panel. The screening aluminium should be fitted as shown on the diagram which divides the chassis into four compartments, isolating the radio and detector stages, the power supply portion and the amplifier. Four tip jacks are mounted evenly along the back of the chassis. Their use is explained by the circuit diagram.

The earth terminal is mounted directly into the chassis, and the aerial terminal should be mounted through the screen in the corner above the output choke, and insulated. The internal wire of same running down inside the output frequency compartment under the chassis, and on to the aerial coil socket. An adjustable 15,000 ohm voltage divider should be used, and the adjustable clips set at positions proportional to those shown on the chart. We consider further instructions unnecessary, but again impress on the builder the need for neatness and thought in order to obtain short leads.

COIL WINDING DATA

AERIAL COIL		R.F. COIL		Reaction.
Wave Lengths.	Aerial.	Grid.	Primary.	
64-85	5	22	5	11
38-64	7	14	5	10
24-40	9	9	5	7
16-25	4	5	4	5
Wire Gauges	26 dsc.	26 dsc.	30 dsc.	30 dsc.

BROADCAST COILS

"P" Stations	35	130*	110*	55	40
"A" Stations	37	180	150	55	46

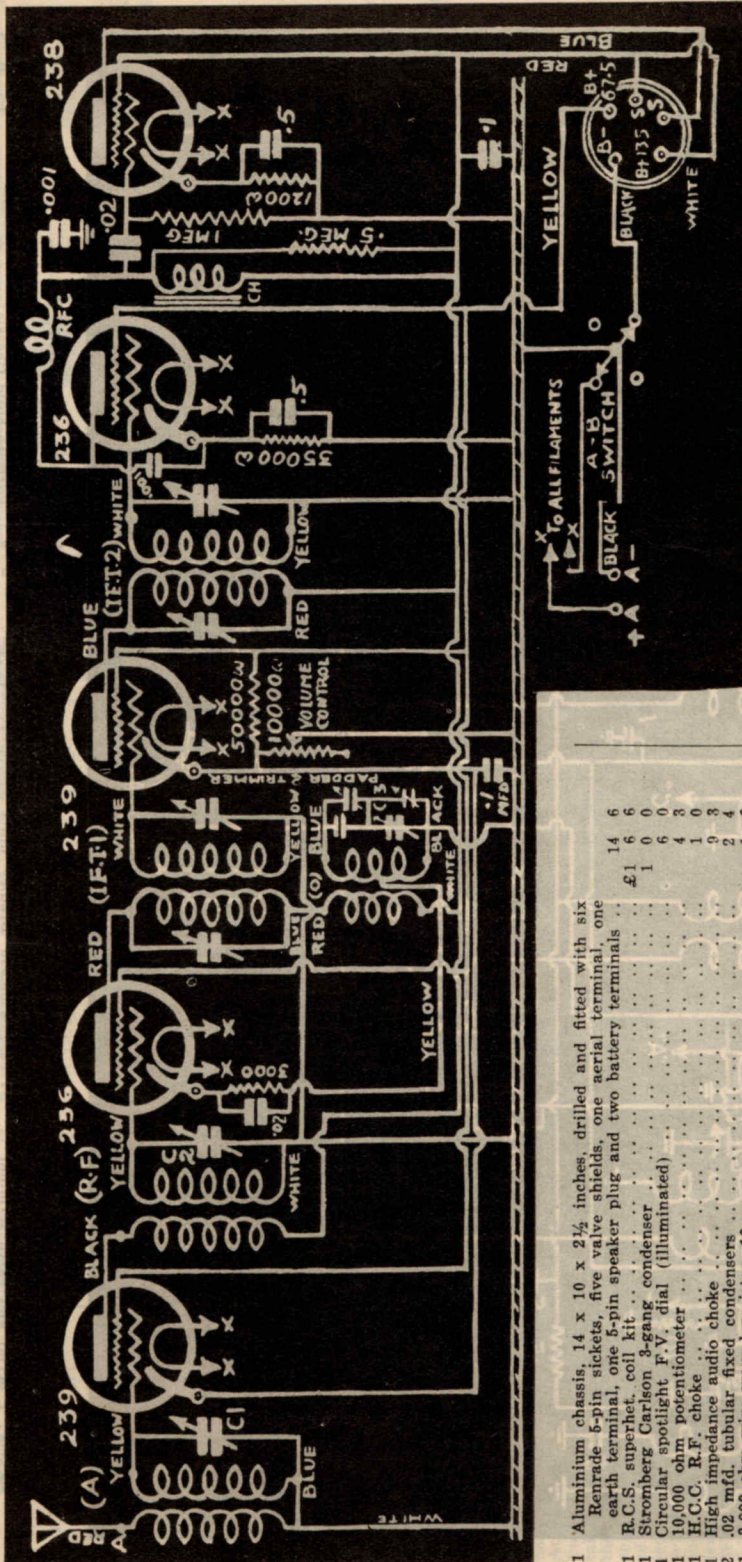
* Wound with 34 D.S.C. All other broadcast windings wound with 34 Enamelled.

Parts Required for the Levenson's "Whole World" Short and Long Wave A.C. Receiver

8	Ribbed Coil Formers (4 UY, 4 UX) at 1/3	10
2	UX Sockets	0
5	UY Sockets	2
3	.0001 Midget Condensers	6
1	Vernier Dial, Enkabe Aluminium Faced (dual action)	11
1	Potentiometer, 5,000 ohm Wire Wound	6
1	15,000 ohm Adjustable Voltage Divider	9
1	L.A.F. Power Transformer, 350/350 5V2A, 2.5V5A/2.5V2A	3
1	75 m.a. 30h. Choke	8
3	Electrolytic Condensers, 5/6	6
2	Double Tip Jacks (Phones), 1/6	16
		6
		3
		0

FOR GENERAL WIRING INSTRUCTIONS SEE "SUPER 6" RECEIVER

The Universal Five-Valve Battery Superhet. Receiver



- | | | | |
|----|--|----|---|
| 1 | Aluminum chassis, 14 x 10 x 2 1/2 inches, drilled and fitted with six Remrade 5-pin sockets, five valve shields, one aerial terminal, one earth terminal, one 5-pin speaker plug and two battery terminals | 14 | 6 |
| 1 | R.C.S. superhet. coil kit | 1 | 6 |
| 1 | Stromberg Carlson 3-gang condenser | 0 | 0 |
| 1 | Circular spotlight F.V. dial (illuminated) | 4 | 3 |
| 1 | 10,000 ohm potentiometer | 1 | 0 |
| 1 | H.C.C. R.F. choke | 1 | 0 |
| 1 | High impedance audio choke | 2 | 4 |
| 2 | .02 mfd. tubular fixed condensers | 3 | 0 |
| 1 | 3,000 ohm wire wound resistor, 10 ma. | 1 | 0 |
| 2 | .001 mfd. fixed condensers | 2 | 6 |
| 1 | 3,500 ohm wire wound resistor | 1 | 6 |
| 2 | .3 mfd. tubular fixed condensers | 3 | 4 |
| 1 | .5 meg. 1 watt resistor | 1 | 0 |
| 1 | 1,200 ohm wire wound resistor, 10 ma. | 1 | 0 |
| 1 | 5 yards single battery flex | 1 | 3 |
| 25 | special rotary switch | 2 | 6 |
| 1 | 25 feet hook-up flex | 2 | 0 |
| 48 | 1/4 x 1/8 inch screws and nuts | 2 | 6 |
| 2 | .1 mfd. tubular fixed condensers | 2 | 4 |

PARTS TO BUILD CHASSIS OF "UNIVERSAL FIVE" 5 8 0

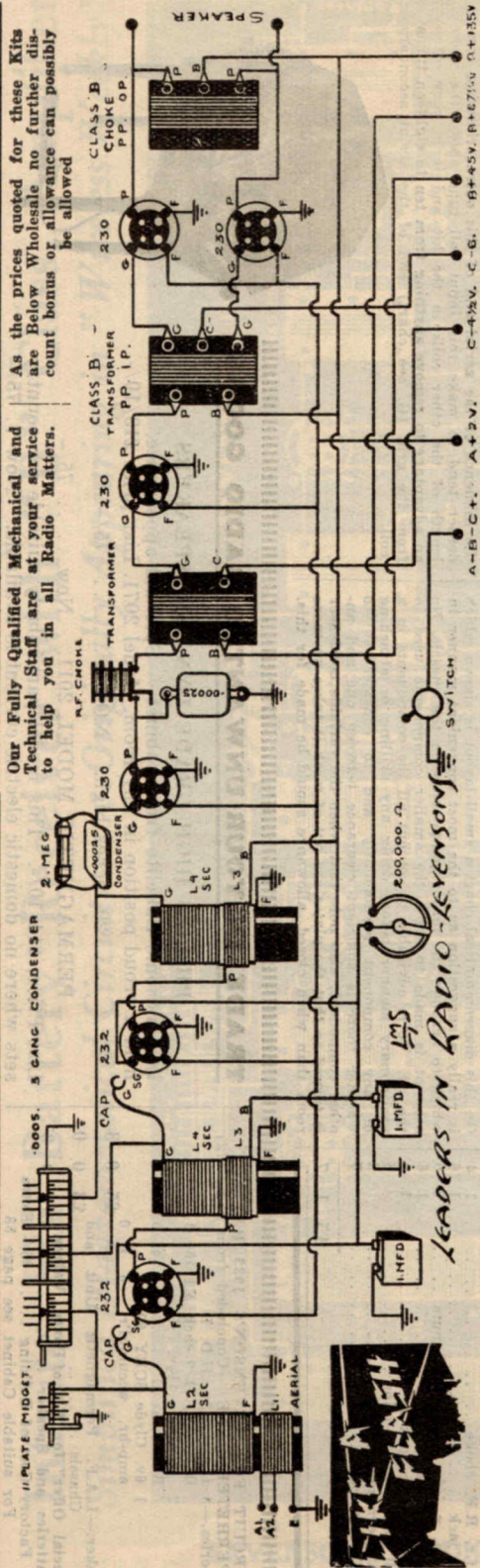
NOTE.—If Lekmek 356R kit and condenser are supplied in preference to the R.C.S. kit, add 37/- to the cost of parts.

VALVES—2	239 valves	£1 11 6
	236 valves	1 11 6
1	238 valve	15 9
BATTERIES—1 6v. 100 amp hr. L.A.F. accumulator £3 18 0		
	3 45v. H.D. L.A.F. B Batteries	1 15 3
SPEAKER—L.A.F. Permagetic Unit		
	or Stewart Warner	£3 0 0
FACTORY COST OF BUILDING		
SUMMARY—Parts £5 13 3		
	Valves	8 18 9
	Batteries	6 13 3
	Speaker	3 0 0
	Building	1 17 6
		£19 17 6

For Suitable Console Cabinet see page 58.

Our Fully Qualified Mechanical and Technical Staff are at your service to help you in all Radio Matters.

As the prices quoted for these Kits are Below Wholesale no further discount bonus or allowance can possibly be allowed



Circuit of THE SUPER 6 RECEIVER Originally Featured in "Wireless Weekly"

LEVENSON'S DIAGRAMMATICAL RADIO CHARTS

General Points for the Uninitiated

In all circuits it is assumed that the Home set builder is carrying out the construction on a specially designed metal chassis. This form of construction is both neat and efficient and provides quite a considerable amount of desirable screening and has the added advantage of eliminating quite a lot of wiring. Attention is drawn to the EARTH sign which is the only theoretical symbol used throughout the charts. This sign takes the form of three or four diminishing lines and indicates that a wire is to end here and to be made a good electrical contact to the metal chassis by means of the wire being soldered to the lug (soldering tag) held under the nut of a convenient bolt holding some component to the chassis. Where the set is being built on the once popular wooden base board, all these earthed points should be connected up to a common wire leading to the earth terminal.

Wiring the set.—It is important that all wires be as short as possible and run to the various components by the shortest route with due consideration for neatness, etc. Where the wires pass through the chassis they should be provided with extra insulation (rubber bushes are available) and not pulled so tight that there is risk of the metal of the chassis cutting through the insulation. Efficient soldering is very important, use resin-core solder and no spirits. Use a clean tinned iron and see that the joint receives sufficient heat to cause the solder to flow to a perfect joint. It is not sufficient to have the joint stuck with a lump of solder. There is not the slightest reason why anyone who can handle a pair of pliers and a small soldering iron should not succeed in producing a set to be proud of from one of the circuits in its series. The circuits are drawn diagrammatically so that those who are new-comers to the fascinating art of home set building will have no difficulty in recognising the similarity between the various components illustrated on the charts and the components they have secured

for the assembly of the set. Further to this the producers of these charts cater particularly for the home constructor and can be relied upon for any information on doubtful points and are always ready to aid with helpful advice, and if necessary the finished set will be tested in our workshops and any troubles located or recommendations made at a nominal charge.—L.M.S.

IMPORTANT

NOTE.—An error occurs in this chart that also appeared in the original Wireless Weekly circuit. It is in the matter of the connections of the grid leak. The leak should be connected from the G (grid) terminal of the detector valve socket to filament terminals of the same socket that connects to A plus.

SERVES YOU BETTER THAN IF YOU STOOD BEFORE OUR STORE COUNTERS!

To those in far outlying districts and the Islands of the Southern Seas **WE KNOW YOUR NEEDS.** Members of our Mail Order and Technical Staff have had vast and varied Radio experience in the principal Southern Sea Islands, central and Northern Australia.

Address Correspondence to . . .

LEVENSON'S RADIO, 226 PITT STREET, SYDNEY

We suggest a telegram for instant attention. Money may also be telegraphed.

Levenson's
Speedy and reliable Mail
Order Service


Simplified Diagrammatical Circuit of SUPER 6 RECEIVER WITH "B" CLASS AMPLIFIER . . . Originally featured in "Wireless Weekly" — Special Kit of Parts, Manufacturers' Type

The smaller components are fitted on to the under side of the chassis, these include the fixed by pass condensers, radio frequency chokes, etc., and these should be arranged so as to be as clear of wiring running to radio frequency (R.F.) coils, etc., as possible.

At the same time they should be so placed that the wiring to them is no longer than absolutely necessary. A little thought spent on considering the best positions for these various minor components will be well repaid by producing neat job and at the same time increasing the efficiency.

Regarding wires which are earthed, very often the earthen filament connection of the valve socket may be connected with a very short length of wire to a lug under the bolt holding the socket in position. If all other units are considered in this way when earthing is necessary much wiring will be eliminated. Terminals for the aerial, etc., where they are bolted through the chassis will need to be insulated therefrom. Small fibre washers are provided for this purpose, a hole much larger than the screw on the terminal should be provided. The terminal is then mounted with first a brass washer, a large fibre washer, then a small washer to fit inside the hole when after the terminal screw is passed through the hole in the chassis, the remaining fibre washer is put in place and the terminal bolted on. The earth terminal of course is bolted straight into the metal chassis to make definite electrical connection thereto.

In this set using radio frequency stages we have included a small variable trimmer condenser across the aerial tuning condenser, and although coil kits are claimed to be matched the influence of the aerial and of this extra trimming condenser tend to make this input coil tune above the wave length of the other coils in the kit and it is very often an advantage to remove anything from ten to eighteen turns from the grid (G. see chart) end of the aerial secondary coil.




Cost of Parts for Chassis of Super "6"	£5 1 7
VALVES	
Two 232	£1 11 0
Four 230	2 11 0
	4 2 0
BATTERIES	
1 Fuller 2 volt Accumulator	£1 0 0
3 L.A.F. 45 volt H.D. B Batteries	1 15 3
1 L.A.F. 4½ volt C Battery	2 0 0
	2 17 3

SPEAKER —	
Like a Flash Permanent Unit and Chassis	3 0 0
TOTAL COST OF PARTS, VALVES AND SPEAKER	£15 0 10

Factory Cost for Assembling and Wiring £2/5/0
For suitable Console Cabinet see page 58

In this circuit the connecting (hook-up) wire is defined by the black lines shown connecting one component to another. It will be noticed that in some instances where the lines cross a half circle is indicated, where this appears it is intended that the wires are not to be connected at this point—however, if two lines cross at right angles without any diverging of the lines it is intended that the wires are to be connected **THERE**. Similarly if one line meets another and there terminates a soldered connection is to be made at that junction.

On this diagrammatical chart a small layout is shown which is really a suggestion as to the most convenient manner in which to arrange the major components on the chassis. No attempt is made to show the smaller components used in the set. It is advisable to set out all the components in a preliminary manner before doing any drilling or attaching of any component permanently and to consider as to whether there is sufficient clearance between one and another component, also note that when the variable condenser is turned so that the plates are out of mesh it takes up more room than when closed, allowance should be made for this.



LIST OF PARTS	
1 Midget Condenser, 11 Plate	3 0
1 Aluminium Chassis, 15" x 8" x 2½", Drilled and fitted with 6 wafer sockets	12 6
1 3-gang condenser	19 6
1 Back of panel dial	7 0
3 L.A.F. coils and cans	6 9
2 .00025 Pilot fixed condensers	3 0
1 2-meg. m.f.r. leak and clips	2 0
1 Cressley audio transformer	6 9
2 L.A.F. push pull transformers	18 6
1 1-mfd. English fixed condensers	4 6
1 Filament switch	2 3
1 200,000 ohm potentiometer	7 6
1 m.f.r. R.F. choke	1 6
1 Tip jack	1 6
36 ½in. x ¼in. screws and nuts	2 0
1 Seven-way cable	1 0
6 Various flexible hook-up wire	1 0
1 coil solder, 2 S.G. clips	3 0
1 "A" terminal	3 0
1 "E" terminal	3 0
	£5 1 7

CIRCUIT FOR LEVENSON'S 1933 BATTERY SUPERHETERODYNE (Concluded from page 172)
Batteries.—3 L.A.F. 45v. H.D. B Batteries, 11/9 each £1 15 3
2 L.A.F. 4½v. C Batteries 4 0
1 6v. Clyde 6CRy 60 amp-hr. accumulat'r. 8 1 0

Speaker.—L.A.F. Permanent Unit and Chassis £5 0 3
"Special Offer" for Kit of Parts, Valves, Batteries and Speaker £3 0 0
Factory Cost of Building £17 0 0
Extra 45/-
For suitable Cabinet see page 58

TRADE - IN YOUR UNWANTED RADIO GOODS

PHILIPS HIGH GRADE DYNAMIC SPEAKERS
In handsome Bakelite front cabinet. Splendid appearance. Will hold a proud position in any room. Model 2071. List price £19/10/-.
29 inches high. NOW 75/-

PERMAGNETIC MODEL 2011. Now 75/-
List Price, £14/10/-. This model particularly suitable for country sets where no domestic electric current is available. Now . . . 75/-

2 Fixed Condensers, .00025	3/-
2 Fixed Condensers, .01	2/-
2 2-meg. Grid Leaks (pig tail type)	2/6
2 50,000 resistors	2/6
2 Valve Cap Clips at 3d.	6d.
1 Speaker Tip Jack	1/6
1 30-ohm Rheostat	3/6
1 Battery Switch: C.H. key lock	2/6
3 lb. 22 D.C.C. Wire (or Lewcos Aerial Wire, 4/6)	1/9
1 piece Bakelite, 3 x 1in.	2d.
3 Nickel Terminals, 3d.	9d.
6 yards Rubber Covered Hook-up Flex	1/-
4 yards Cotton and Rubber Covered Flex	1/-
3 Battery Wander Plugs	9d.
4 large round or spade Lugs	2d.
1 set Cable Markers as per chart	1/2
2 20,000 ohm 1 watt Resistors (pig tail type) 1/3 each	2/6
1 Bakelite Panel, 14 x 6in., Mahogany	3/6
2 dozen #in R.H. Wood Screws	10d.
Necessary wood for sub-panel and frame work	5/-

PARTS FOR CHASSIS	£3 4 0
VALVES—	
2 232	£1 11 0
1 230	12 9
1 Mullard PM22A Pentode	1 1 0

BATTERIES—	
2 "L.A.F." 45v. L.D. B Batteries, 7/3	14 6
2 "L.A.F." 1½v. Dry Cells	4 6
1 "L.A.F." 9v. C Battery	2 0
SPEAKER—	
Amplion "G" Chassis	10 6

"SPECIAL PRICE" FOR KIT OF PARTS, VALVES, BATTERIES AND SPEAKER... £8 0 3

Portable Cabinet to suit this set complete with aerial frame and loud speaker baffle... £2 10 0

FACTORY COST OF BUILDING, 30/- EXTRA

Levenson's Simplicity Portable Battery '4'

The set illustrated herewith is a modern 4-valve portable set, which is at the same time extremely simple to construct, and possesses a most desirable simplicity of tuning. The frame aerial is wound on a frame which fits into the lid of the portable cabinet illustrated, and the aerial wire is wound on the outside of this frame when it will have dimensions a little less than the inside dimensions of the cabinet, viz.: 15 x 14½ins.

13 turns are wound on commencing at G. at the 13th turn a tapping is made to E, then remainder of the winding is completed in the same direction and finished at P. This final section which is the reaction portion of the loop possesses 7 turns so that the loop aerial has 20 turns in all. A frame should be built up on the main baseboard as illustrated with 4½in. width white pine and in this way it will be seen that a separate compartment is left for the valves. The woodwork along the front of this frame may be left out until wiring is completed. The panel screws down on to a front section of the frame as illustrated, and the batteries rest on the baseboard extending towards the back of the set beyond the frame. The size of the baseboard should be checked before building to see that it will fit snugly into the floor of the portable cabinet. Note that the 2 screen grid valves are fitted into the compartment in a slanting position and this is done in order that the valves do not extend above the panel. Small pieces of wood screwed into the frame at an angle at the position in which the valves are to be mounted will serve for mounting the screen grid valve sockets on. All the wiring may be carried out in the point to point method using rubber covered flex, and the shortest lead between points is the best. Flexible wire should be run along the sides, inside the cabinet for the frame aerial and the loud speaker. Also on some portion of the lid the small bakelite strip carrying terminals E, P, G. should be mounted in order to facilitate connection of the frame aerial through the set.

The loud speaker occupies the centre inside of the lid. It is important that the metal frame of the loud speaker be connected to terminal E. on the frame aerial terminal strip. Further directions than above should be unnecessary, as the wiring and type of component used tend to greatly simplify matters.

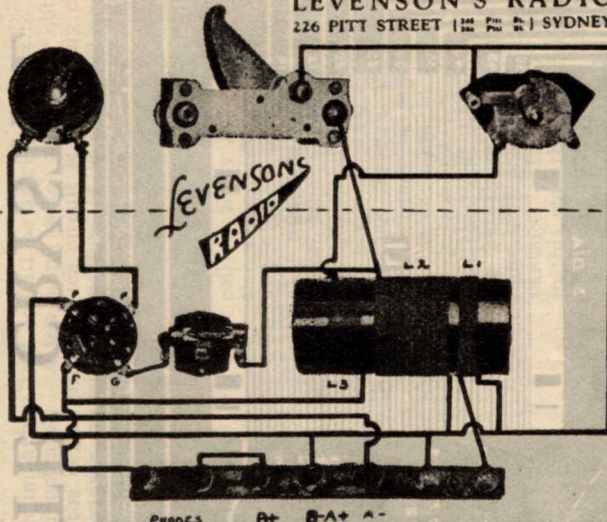
LIST OF PARTS FOR THE PORTABLE BATTERY "4"	
1 L.A.F. Condenser, .00035 mfd.	6/9
4 UX Valve Sockets, Marquis	2/8
1 Crossley Audio Transformer	6/9
1 L.A.F. .0001 Midget Condenser	3/9
1 Diora Vernier Dial	8/6
4 R.F. Chokes at 1/-	4/-

The 1 Valve Selective
Reinartz Battery Set . . .

TWICE the RANGE

—Half the price

LEVENSON'S RADIO
226 PITT STREET (Between Pitt & Elizabeth) SYDNEY



Radio Sets for Hire

5/- PER WEEK

Convenient for HOSPITALS,
WEEK ENDS, VISITORS,
ETC., ETC, ETC.

COIL DATA:

L1: 10 turns L2: 50 turns L3 35 turns

4in. x 3in. Bakelite Former	1	0
¼ lb. 26 D.C.C.	2	0
or 1 Like a Flash Reinartz Coil, 2/6.		
1 Bakelite Panel, 12in. x 7in.	3	6
1 Baseboard, 11in. x 9in.	1	0
1 Coil hook-up wire	1	0
1 UX valve socket	1	0
1 Amsco terminal strip	2	9
1 De Jur rheostat, 30 ohms	3	6
1 Like a Flash variable condenser, .00035	6	9
1 Magnus grid leak, 2 meg.	1	0
1 De Jur .00025 grid condenser	1	6
1 Like a Flash reaction condenser	3	6
1 Bakelite knob		6
1 Vernier dial	3	6
3 yards single battery flex		6

PARTS FOR CHASSIS	£1	13	0
VALVE—1 Mullard PM2DX 2 volt valve		15	0
BATTERIES—2 Dry cells A Battery	4	6	
1 "L.A.F." 45 volt			
Light Duty Battery	7	3	
		11	9
HEADPHONES—A Leading Maker, 10/6			
13/6, 17/6	£1	1	0
Total Cost of Parts, Valve, Batteries and			
Phones at 17/6	£3	14	3
Table Model Cabinet to suit, 8/9 extra.			
Factory Cost of Assembling and Wiring, 10/- extra.			

90/- READY BUILT AND COMPLETE IN CABINET, WITH PHONES

WHEN ORDERING AERIAL WIRE

: SPECIFY:

LEWCOS

(HIGH CONDUCTIVITY COPPER)

Available in the following Types and Sizes:

HARD-DRAWN COPPER AERIALS

Size	Length	Price each
3/22 S.W.G.	80 feet	2/5
3/20 B. & S.	80 feet	2/6
3/20 B. & S.	100 feet	2/9
3/20 S.W.G.	80 feet	2/9
3/20 S.W.G.	100 feet	3/-
7/20 S.W.G.	80 feet	6/6
7/20 S.W.G.	100 feet	7/-

HARD-DRAWN ENAMELLED AERIALS

3/22 S.W.G.	80 feet	2/9
3/20 B. & S.	80 feet	3/-
3/20 B. & S.	100 feet	3/6
3/20 S.W.G.	80 feet	3/6
3/20 S.W.G.	100 feet	4/-
7/25 S.W.G.	80 feet	4/-
7/22 B. & S.	80 feet	5/-
7/22 B. & S.	100 feet	6/-
7/22 S.W.G.	80 feet	6/-
7/22 S.W.G.	100 feet	7/-
7/20 B. & S.	100 feet	8/-

LEWCOS SILK COVERED INDOOR AERIAL WIRE (Six Colours)

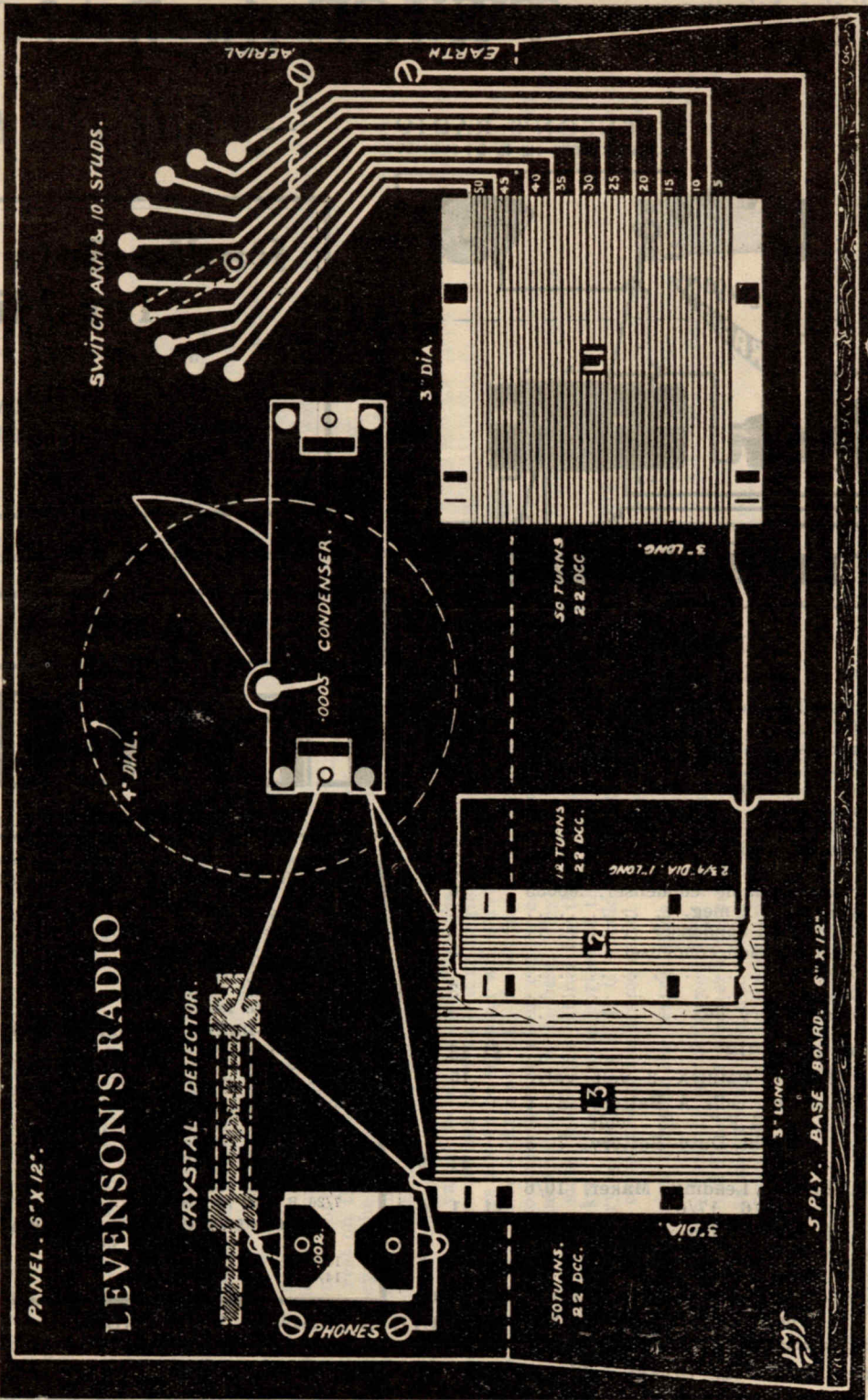
14/0076,	50 feet	2/6
14/0076,	100 feet	4/6

Special Attention to Mail Orders. Please Add
Freight. ——— Call, Phone, Wire or Write.
Phones: M2525, M2526

Send 2d. Stamp for FREE Illustrated
List of Radio Cabinets and Radio-Gramophone
Combinations.

LEVENSON'S RADIO PRICE WILL NOT BE UNDERSOLD

Crystal Set Progress!



LEVENSON'S 'ULTIMATE' CRYSTAL SET

SEE PAGE 181

LEVENSON'S GUARANTEE A CHEAPER PRICE FOR EVERYTHING IN RADIO

LEVENSON'S 'ULTIMATE' ALL STATION CRYSTAL SET

This circuit has been designed and tested with the object of producing a set for the home constructor that while being simple in construction at the same time affords facility of obtaining the ultimate of efficiency in crystal set reception. All constructional data is really clearly indicated on the circuit diagram which gives back panel view of the front panel and baseboard and shows the position of the various components. Note that

it is important that coil L1 be at right angles to coil L2 and 3 as illustrated. A ten point switch is used for obtaining tuning of the aerial circuit which circuit is inductively coupled to the secondary circuit per medium of coil L2 setting up magnetic field which induces the received broadcasting in coil L3. Regarding coil L2, this consists of 1 inch length of 23 inch diameter tubing on which are wound 12 turns of 22 D.C.C.; this coil is arranged to fit into the end of coil L3 and the diagram shows the latter coil cut away in order to show the position of coil L2 when in place. Coils L1 and L3 are on 3-inch formers and are also wound with 22 D.C.C. wire. For those who should like to obtain the ultimate in efficiency and selectivity coil L2 may be arranged to slide on rods running through the inside of L3 so that L2 may be pulled into the interior of L3 or made to slide some distance away from L3. This may provide some constructional difficulties to some builders but those of an ingenious turn of mind will provide this feature with advantage. If coil L2 is made to slide in this way the wire from the earth terminal and also from the bottom of coil L1 should be of light flexible wire in order not to hamper the moving of L2.

MATERIALS REQUIRED:

	No. 1 Kit	No. 2 Kit.
1 .0005 or .00035 Variable Condenser	5	6 or 7
1 .001 Fixed Condenser	1	6
4 Nickel Terminals	1	0
1 4 inch Dial	9	1
1 Crystal Detector	2	6
1 Switch Arm	9	9
10 Contact Studs	5	5
2 Stops	1	1
1 Panel, 12 x 6 inches	3	0
6 inches of 3/8 inch diameter Tubing	1	6
1 inch of 2 1/2 inch diameter Tubing	3	3
1 lb. 22 D.C.C. wire	1	6
1 Baseboard, 12 x 6 inches	1	0
7 Wood screws, 8 x 8g.	3	3
	£1 0 0	£1 6 3

COST OF PARTS

EXTRA MATERIAL REQUIRED FOR COMPLETE CRYSTAL SET:


1 Table model cabinet	8	9
1 pair High grade phones	£1	1 0
Aerial material	3	0
	£1 12 9	
Factory Cost of Making	12	6

R.C.A. 103 TYPE American High Grade Cone Speakers. Now 50/-
Handsome Design. 35/- each to Traders in lots of 3

R.C.A. 100B TYPE American High Grade Cone Speakers. Now 60/-
Perfect Gun-Metal Cabinets. 40/- each to Traders in lots of 3

STEWART WARNER Magnetic Cone Speaker and Chassis. Now 30/-
Ready Assembled. As good as any Dynamic. Cost originally 84/-.
Will suit all types of Sets
25/- each ——— In Lots of Three

OUR TRADE IN DEPARTMENT have available in Perfect Condition and Guaranteed Ready for Use thousands of Variable Condensers at 2/6, 3/6, 4/6 and 5/6. Cartloads of good Audio Transformers, 3/6, 5/6, 6/6, 7/6. Huge quantities of Valve Sockets, UX or UY, at 3d. & 6d. each. Vernier Dials, cases full of all leading makes at 2/6 and 3/6. If you cannot call to select them we will do that for you and guarantee satisfaction or you have the privilege of exchanging them. SEND YOUR ORDER TO-DAY!!
"A MILLION RADIO BARGAINS",
RADIO CHEAPSIDE, 240A PITT STREET



ENGLISH AIR COLUMN LOUD SPEAKERS

A beautiful job. Never a rattle. Exclusive to Levenson's. JUST LANDED Price £4

LAMPS OR LIGHT

It is absurd to judge a lamp on its price without considering its efficiency. Just as absurd as buying a 10-mile-per-gallon car because it costs half the price of a 20-mile-per-gallon job. In its life the cheaper car will cost £500 more to run than the more economical car.

The man who sells you a cheap, inferior lamp ought to give you at least 5/- with it to pay for the current it wastes.

See the name behind the lamp—if it's a Siemens' it's **guaranteed**. When you buy Siemens' you buy Light—efficient and economic.



SIEMENS (AUST.) PTY. LTD.

257 CLARENCE STREET
SYDNEY

Co-Distributors: W. G. Watson & Co. Ltd.
S. Hoffnung & Co. Ltd.

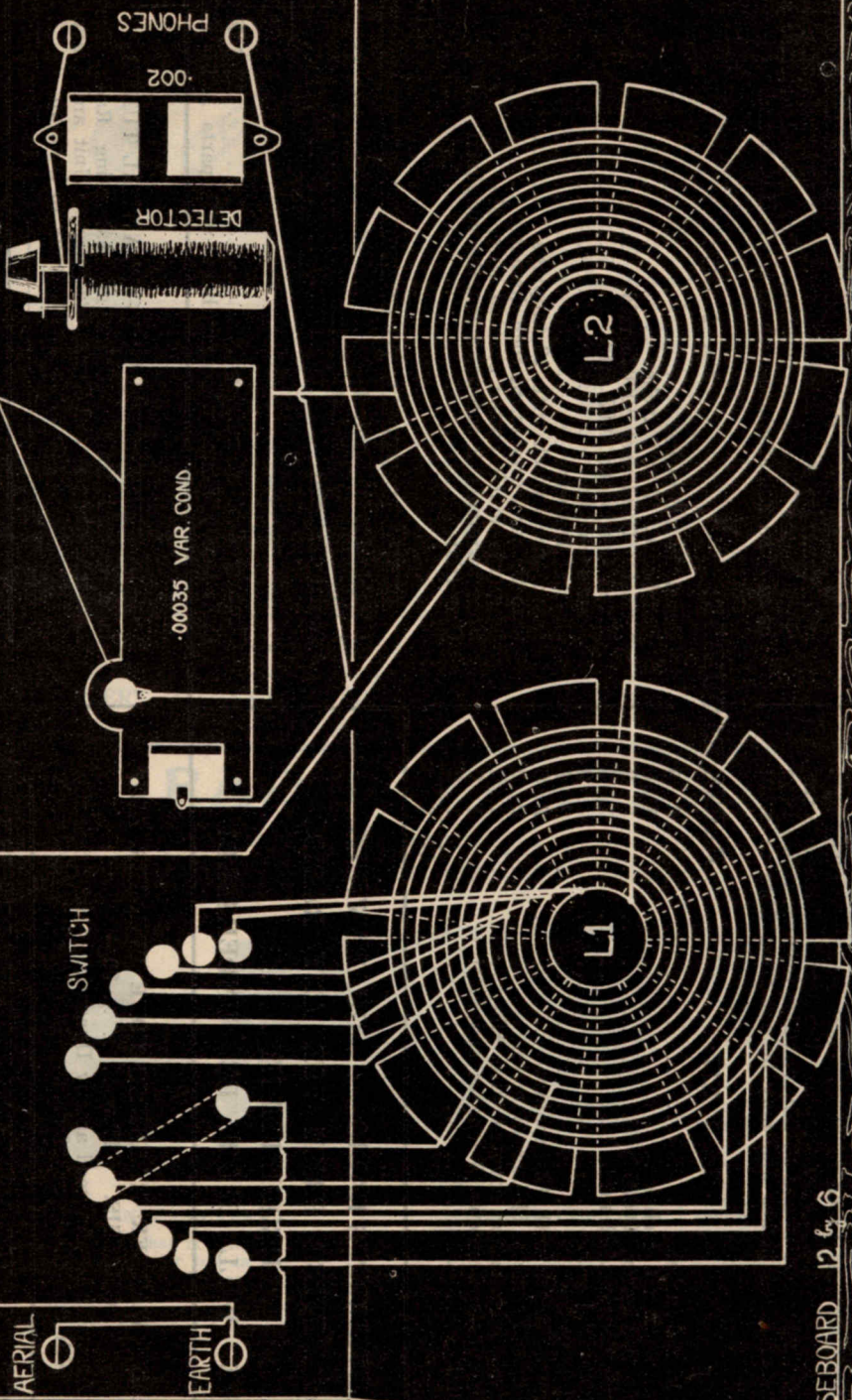


Built to the
Specifications of the
British Standards
Institution.

LEVENSON'S LEADERS **IN** RADIO

We Guarantee a Cheaper Price **226 Pitt Street, Sydney** We Will NOT Be Undersold

PANEL 12 46



BASEBOARD 12 46

LEVENSON'S "HIGH POWER" CRYSTAL SET

SEE PAGE 184

LEVENSON'S RADIO WILL NOT BE UNDERSOLD

LEVENSON'S "HIGH POWER" CRYSTAL SET is an absolute replica of the famous American long distance crystal receiver design which claims a record of 1250 miles with an average receiving range of 650 miles.

Although no such claim is made for it in this country where broadcasting stations are not so powerful remarkable results are nevertheless achieved. Operating close to a powerful Sydney broadcasting station it was tuned out with ease and all other local stations tuned in at excellent strength. The construction of this set is very simple. The secret of its performance lies in the flat wound 12 finger spider formers which have a diameter of 6½ inches and may be cut from fibre or stout

cardboard. L1 comprises 60 turns of 22 gauge double cotton covered wire tapped at every 5 turns and a lead taken to the inductance switch. L2 has an interior winding of 10 turns quite separate from an outer winding of 60 turns also wound with 24 gauge double cotton covered wire. L1 is mounted flat on the baseboard and L2 is mounted on a small bracket at right angles to L1. The tuning condenser is of .0003 capacity. Terminals for aerial and earth may be mounted on the panel or baseboard where convenient. Terminals for phones may be placed at the right hand side of the front panel. The inductance switch for which may be substituted a contact arm and studs should be as close to the L1 coil as possible. The crystal detector should be of good manufacture such as the R.U.F. brand.

PARTS REQUIRED:

No. 1 KIT:

Panel, 12 x 6 inches	3	0
Baseboard, 12 x 6 inches	1	0
Variable Condenser, .00035 mfd.	5	9
Fixed Condenser, .002 mfd.	1	6
Four inch Dial	1	0
Crystal Detector	2	6
Inductance Switch with 12 tappings	2	0
Two Spider Formers, 6½ inch diameter	2	0
22 gauge double cotton covered wire, ½lb.	1	3
Four terminals, 2 screws, 3 lengths spaghetti	1	0
One Dial	1	0
	£1	2 3

No. 2 KIT:

Panel, 12 x 6 inches	3	0
Baseboard, 12 x 6 inches	1	0
Variable Condenser, .00035 mfd.	7	6
Fixed Condenser, .002 mfd.	1	6
Four inch Dial	1	0
Crystal Detector	6	6
Inductance Switch with 12 tappings	2	6
Two Spider Formers, 6½ inch diameter	2	0
22 gauge double cotton covered wire, ½lb.	1	3
Four terminals, 2 screws, 3 lengths spaghetti	1	0
One Dial	1	0
	£1	8 3

**LEVENSON'S RADIO . . . GUARANTEES
A BETTER PRICE FOR ANY RADIO
REQUIREMENT . . .**

WE WILL NOT BE UNDERSOLD!

STEWART WARNER MAGNETIC CONE SPEAKER AND CHASSIS. Now . . . 30/-
Ready Assembled. As good as any Dynamic. Cost originally 84/-.
Will suit all types of sets. In lots of 3, 25/- each.

R.C.A. 103 TYPE AMERICAN HIGH GRADE CONE SPEAKERS. Now . . . 50/-
Handsome design. In lots of 3 to Traders, 35/- each.

EXTRA MATERIAL TO COMPLETE CRYSTAL SET:
1 Table Model Cabinet 8 9
1 pair High Grade Headphones 1 0
Aerial Material 3 0

Factory Cost of making £1 12 9
Coils Ready Wound when purchased with parts . . . 12/6 EXTRA
5/- EXTRA

LEVENSON'S "3 IN 1" AERIAL TUNER

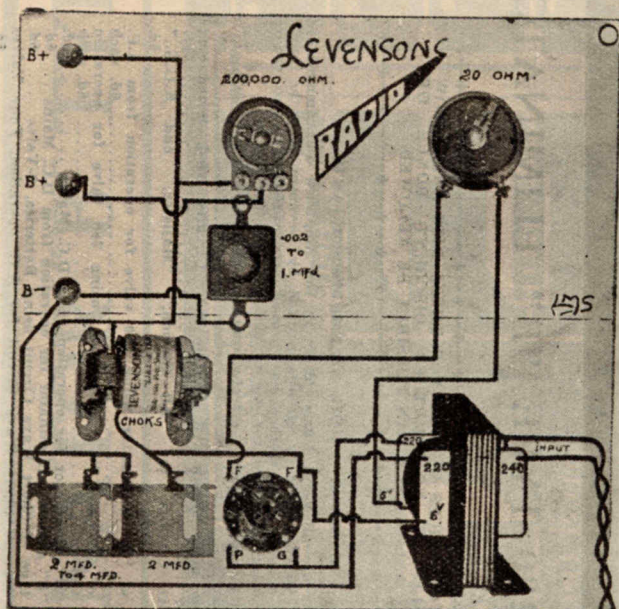
Is a wanted Unit. Saves all distressing Radio Troubles.
A combination Aerial Tuner, Preselector Unit and Wave Trap.
Price £1, ready to hook-up

Agents Wanted _____ Get in Touch With Us

R.C.A. 100B TYPE AMERICAN HIGH GRADE CONE SPEAKERS. Now 60/-

In perfect Gun-Metal Cabinets, 50/- each to Traders in lots of 3

Circuit of Levenson's 'B' Battery Eliminator



Showing Layout of Parts and Connections.
All the parts to build this fine
Eliminator for A.C. Current . £2 10 0
THOROUGHLY TESTED

Includes new type transformer tested and
approved of by City Council of Sydney.
Always Reliable Service.

NO HUM; NO CRACKLE
PARTS REQUIRED:

1 Panel	2 6
1 Baseboard	1 3
1 200,000 ohms variable Resistor	4 6
1 Rheostat	1 6
1 Condenser, .002-1 mfd.	1 9
3 Terminals	1 0
1 30 henry Choke	3 6
1 Transformer	6 9
2 2 mfd. Condensers	4 8
1 Valve Socket	1 0
Wiring Wire	9
Power Flex	1 0
B C Adaptor	1 0
1 Valve	3 6

£1 13 8

READY BUILT IN CABINET .. £2/10/-


Special Metal Case to suit, 10/- extra.

"STEWART WARNER" MAGNETIC CONE
SPEAKERS (Imported) only 30/- EACH

In Lots of 3 25/- each
F.O.B. Sydney.

DUFFY RADIO PARTS

The only Parts Specially Designed
for use in Short Wave Receivers !!!




DUFFY SHORT WAVE
RADIO FREQUENCY CHOKES

The only Short Wave Choke that is technically and practically correct for use in Short Wave Receivers. It will eliminate many troubles which are now experienced such as fierce re-action, tube noises, groanings and fringe howl. Send for one now.

PRICE 7/6 EACH


SEND FOR FREE COPY OF "SHORT WAVE NEWS". CHOCK FULL OF VALUABLE SHORT WAVE INFORMATION. ENCLOSE 1d. POSTAGE.



DUFFY SHORT WAVE
CALIBRATED COILS

An accurately wound and calibrated kit, tuning from 16-32 metres, 28-57 metres, and 49-99 metres. Supplied with graph which enables you to tune to the exact dial reading of the station you want. Matched to Duffy Tuning Condensers.

Set of 6 Coils, R.F. and Det 25/-
Set of 3, Detector only 15/-



DUFFY SHORT WAVE
TUNING CONDENSER

A specially designed Short Wave Condenser for use in all short wave receivers and tuning metres. It has nine outstanding features of superiority over the ordinary type of condenser and is matched with Duffy Short Wave Coils.

PRICE 5/9 EACH

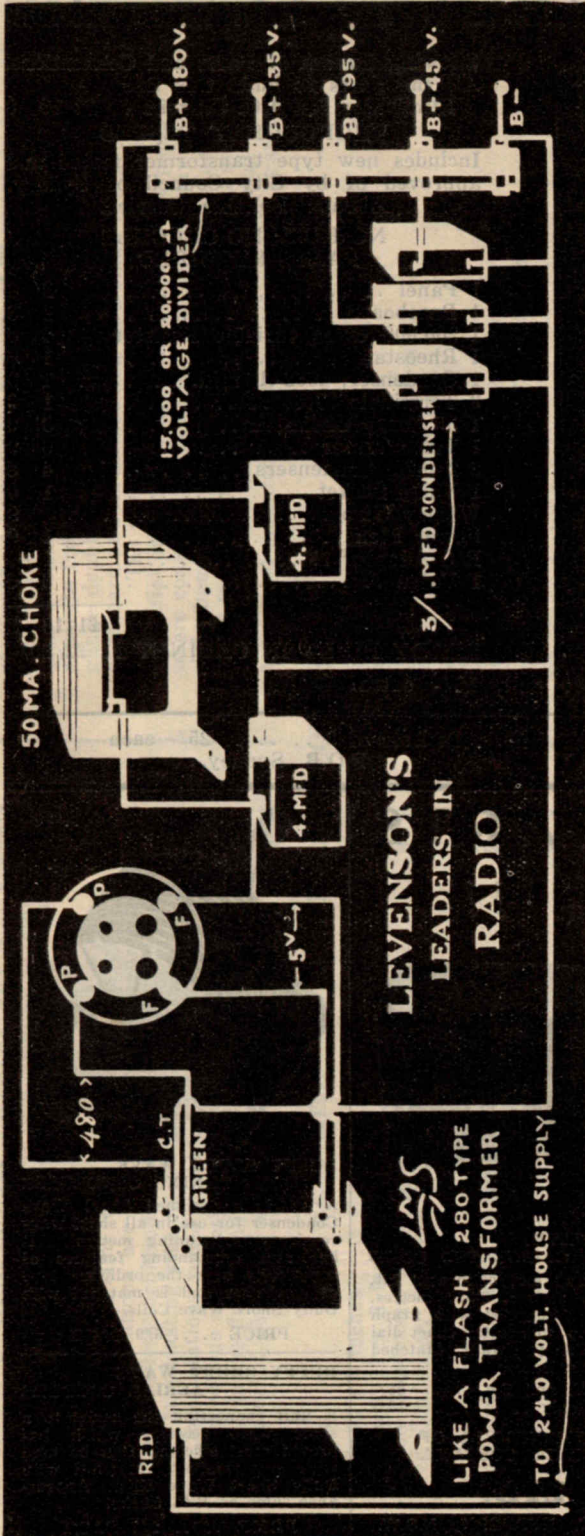
DUFFY SHORT WAVE
AERIAL COUPLER

A unit connecting the aerial to a short wave receiver which has proved most efficient. Can be used with any receiver. Matched with Duffy Short Wave Kits. Appearance same as R.F. Choke.

PRICE 2/6 EACH

THE DUFFY RADIO CO. LTD.

Research Laboratories and Factory: 73-75 GEORGE STREET, REDFERN, N.S.W.



Simplified Diagrammatical Circuit of L.A.F. 280 TYPE "B" ELIMINATOR

LIST OF PARTS

1 280 Transformer	12	6
1 U.X. Socket	6	0
1 50 m.a. Choke	9	4
2 4 m.f.d. Philips Fixed Condensers	5	3
3 1 m.f.d. English Fixed Condensers	2	6
1 15,000 ohm Voltage Divider	11	0
1 280 Rectifying Valve	2	6
5 "X" Plugs and Sockets	1	3
1 Bakelite Panel 5in. x 5in.	1	3
1 Base Board 9in. x 5in.	1	3
24 Assorted Wood Screws	9	0
3 yards Twin Flex	1	0
1 Adaptor	9	9
1 10ft. Coil Hook-up Wire	9	9
Total	£2	15 6

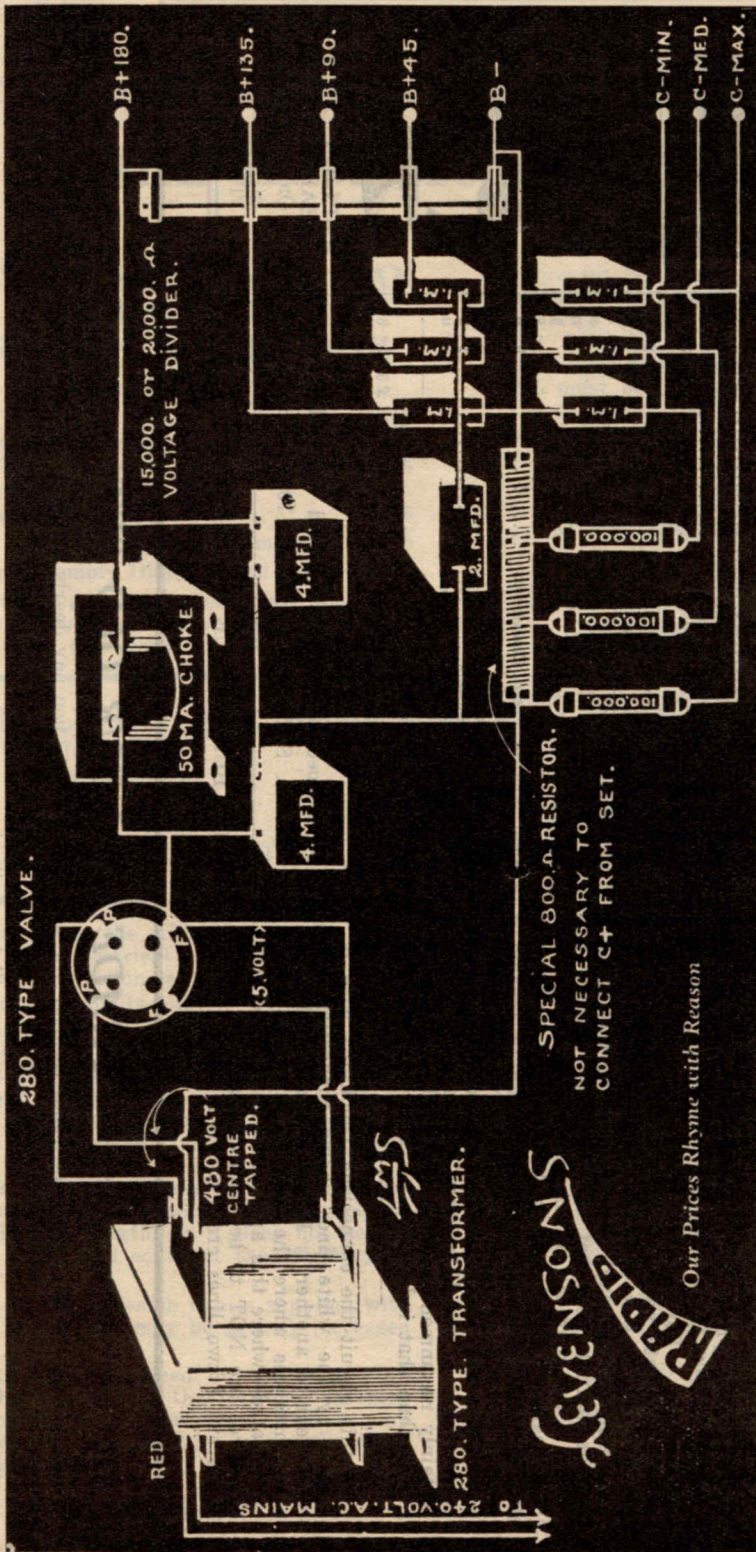
Decoed Metal Cabinet fitted with Manufacturers' Type U.X. Socket 10/- extra — Ready Built in Cabinet, £4

AS THE PRICES QUOTED FOR THESE KITS ARE BELOW WHOLESALE NO FURTHER DISCOUNT BONUS OR ALLOWANCE CAN POSSIBLY BE ALLOWED.

"EASIWAY" HOME ASSEMBLERS' CHARTS

The circuits are all very clearly drawn in the simplified diagrammatical fashion in which the many circuits printed by Levenson's in the past have been done. This method has proved very satisfactory, no radio knowledge being necessary for one to build a very fine set. The circuits are available direct from Levenson's at 6d. each, or any three for 1/-.
 A Portfolio of 8 simple All Electric A.C. Circuits tried, tested and proved, for Crystal Set Circuits, the "All Station," "Majestic," and "K.U.G.," each 6d.
 A Circuit of "B" Eliminator using 280 valve for operation from A.C. current 6d. each
 A Circuit of "B" and "C" Eliminator, using 280 valve for operation from A.C. Current 6d. each
 Circuit of "B" Eliminator for operation from D.C. Mains 6d.
 Circuit of "B" and "C" Eliminator for operation from D.C. Mains 6d.
 The latest type of Short Wave Circuit using Batteries, 3-Valve 6d.
 The latest type of Short Wave Circuit for A.C. operation, Four Valves plus Rectifier 6d.

Everything in this Unit Guaranteed Mechanically for 12 Months
"LIKE-A-FLASH" 280 TYPE "B" AND "C" ELIMINATOR



LEVENSON'S DIAGRAMMATICAL RADIO CHARTS—General Points for the Uninitiated

Efficient soldering is very important—use resin-core solder and NO SPIRITS. Use a clean tinned iron and see that the joint receives sufficient heat to cause the solder to flow to a perfect joint. It is not sufficient to have the joint stuck with a lump of solder.

There is not the slightest reason why anyone who can handle a pair of pliers and a small soldering iron should not succeed in

producing an Eliminator to be proud of from one of the circuits in this series. The circuits are drawn diagrammatically so that those who are new comers to the fascinating art of home set building will have no difficulty in recognising the similarity between the various components illustrated on the charts and the components they have secured for the assembly of the Eliminator. Further to this the producers of these charts cater particularly for the home constructor and can be relied upon for any information on doubtful points and are always ready to aid with helpful advice, and if necessary the finished Eliminator will be tested in our own workshops and any troubles located or recommendations made, at a nominal charge.

"LIKE-A-FLASH" 280 TYPE 'B' and 'C' ELIMINATOR

See Circuit . . . Page 189

Components should be so placed that the wiring to them is no longer than absolutely necessary. A little thought spent on considering the best positions for these various minor components will be well repaid by producing a neat job and at the same time increasing the efficiency.

Regarding Power Transformers.—While the charts illustrate specific types these are liable to change from time to time according to manufacturing practice, although provided with the same voltage outputs, so that the important thing to watch is not that the transformer agrees so much in appearance with the chart but that the voltages therefrom are correct; however, the high tension voltage supplied to the rectifier valve may vary to some degree without any real detriment to the performance of the Eliminator, although we would certainly recommend a lower rather than a voltage higher than that indicated.

In this circuit the connecting (hook-up) wire is defined by the white lines shown connecting one component to another. It will be noticed that in some instances where the lines cross a half circle is indicated—where this appears it is intended that the wires are NOT to be connected at this point. However, if two lines cross at right angles with-

Why not trade in your old time radio receiver for a modern type and enjoy Radio in the present style? Levenson's Low Prices will not permit us to allow very liberal allowances for the old type radios. But we guarantee to you that you will be credited with the full market value.

Many firms allow far more than they know the set to be "traded in" is valued at, because their prices are excessive, and

out any diverging of the lines it is intended that the wires ARE to be connected THERE. Similarly, if one line meets another and there terminates a soldered connection IS to be made at that junction.

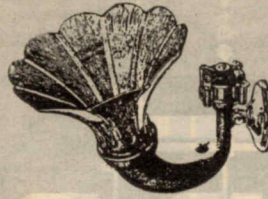
PARTS REQUIRED:

1 280 Transformer	12	6
1 U.X. Socket	8	8
1 50 m.a. Choke	6	0
2 4 mfd. Philips Fixed Condensers	9	4
3 1 mfd. English Fixed Condensers	5	3
1 15,000 ohm Voltage Divider	2	6
5 "X" Plugs and Sockets	2	6
1 Bakelite Panel 5in. x 5in.	1	3
1 Base Board 9in. x 5in.	1	3
24 Assorted Wood Screws	9	0
3 yards Twin Flex	1	0
1 Adaptor	9	9
1 10ft. coil Hook-up Wire	8	8
3 1-mfd. English Fixed Condensers	5	3
1 2-mfd. Philips Fixed Condenser	2	8
3 100,000 ohm Fixed Resistors	3	9
3 "X" Plugs and Sockets	1	6
1 Special Tapped 800 ohm Resistr	3	0

COMPLETE PRICE OF PARTS AND 280 TYPE VALVE £3 12 8

Duocead Metal Cabinet fitted with mfr. U.X. Socket 10/- extra.

READY BUILT PRICE IN CABINET . . . £4/17/9



AMPLION AR19 SPEAKER . 50/-
Oak Flare
35/- in lots of 3 to Traders.

TRADE IN YOUR OLD SET

you pay dearly for the allowance. Not so with Levenson's. Their methods are clean and above board. We tell you the truth and expect you in return to support us.

Write and describe your old time set to us, together with all the accessories. Select any set you think suits your conditions best and we will tell you in plain figures what it will cost you after allowing for your trade-in goods.

Levenson's Like-a-Flash Aerial Noise and Interference Rejector 21/6



Complete

DEFINITELY SHUTS OUT MAN MADE STATICS INTERFERENCE AND NOISE REJECTOR

Effectively eliminates noises collected by your aerial system, and also acts as wave trap, separating interfering stations. For use on all kinds of Radio Sets.

Ready Constructed 21/6

Full Kit of Parts for Home Assembly . . 17/6

Send 6d. for Assembly Diagram and Instructions.

The rejector is designed to eliminate that type of radio inductive interference which arrives at the receiver via the aerial and lead-in system.

**ASSEMBLY KIT FOR HOME
CONSTRUCTION 17/6
(PARTS ONLY)**

READY CONSTRUCTED 21/6

It is distinct from the mains noise eliminator which deals with electrical interference arriving via the power connection to the set.

The rejector is equally efficient with both A.C. and battery operated receivers, and should prove effective in all those cases where line filters have proved ineffective.

The system allows of the aerial being placed at such a height or distance from sources of interference that should allow of unmarred reception.

There is a shielded transmission line connecting Rejector R1 and Rejector R2, which may be of practically any length, as it does not act as part of the aerial and so upset the efficiency of the receiver.

Fifty feet of transmission line is supplied with the kit and this length may be greatly increased if necessary.

The aerial may be placed on top of a high building or at the end of the property farthest from the source of interference. Also it may be run in which ever direction gives the least pick-up of interference.

Installation

The method of installation will vary somewhat with different requirements, and an average installation is shown on this chart. A and AL

represent an average aerial and down lead, although AL should be kept as short as possible. Rejector R1 has red and white wires protruding from its base. This rejector should be placed at the receiver end of the aerial, and AL must be connected to the red wire, twisting the ends well together and taping same. It is also preferable to solder the joints.

The end of the transmission line LT is held in place by passing it under the small protruding clamp on the bracket and hammering same back sufficiently tight to hold it firmly.

A little slack wire should be left above the clamp to allow the inside core of the transmission line being connected to the white wire from R1. The transmission line may follow any course from the aerial to the receiver. It may be tacked along a fence, follow the contour of walls, or lay across a roof. The other end of the transmission line is connected to Rejector R2 in the same way as in the case of R1 (to the white wire).

The green wire running from R2 should be connected to the earth terminal of the receiver. This lead also earths the metal casing of the transmission line.

There is a short shielded lead from R2, the end of which should be connected to the aerial terminal of the receiver.

Order your Radio Wants by Mail or Telegram from Levenson's with every confidence.

We will NOT be Undersold is your guarantee that the price will be right.

The quality of our Merchandise we stand by.

Your nearest Post Box is our nearest Mail Order Branch.

100% Service and Satisfaction Assured.

Our Expert Mail Order Staff will give your Order every attention.

To Satisfy our Customers is our Earnest and First Desire.

Our Trade-in Department is also at the disposal of our thousands of Mail Order clients.

Address: RADIO CHEAPSIDE, 240A
PITT STREET, SYDNEY

THIS CATALOGUE AUTOMATICALLY
CANCELS ALL PREVIOUS LISTS

LEVENSON'S RADIO WILL NOT BE UNDERSOLD

Assembly of Interference Rejector Unit

Coil L is wound on a former 34 inches long x 1 1/2 inches diameter, it consists of 85 turns of 28 g. D.C.C. wire tapped at the 20th turn.

The illustration shows clearly how all necessary connections are made. The drawing of the Rejector unit should be studied in conjunction with the printed matter dealing with the installation of the system. EC is a small screw through the base holding two lugs, one on each side. These will provide a convenient means of earthing both coil and transmission line-casing.

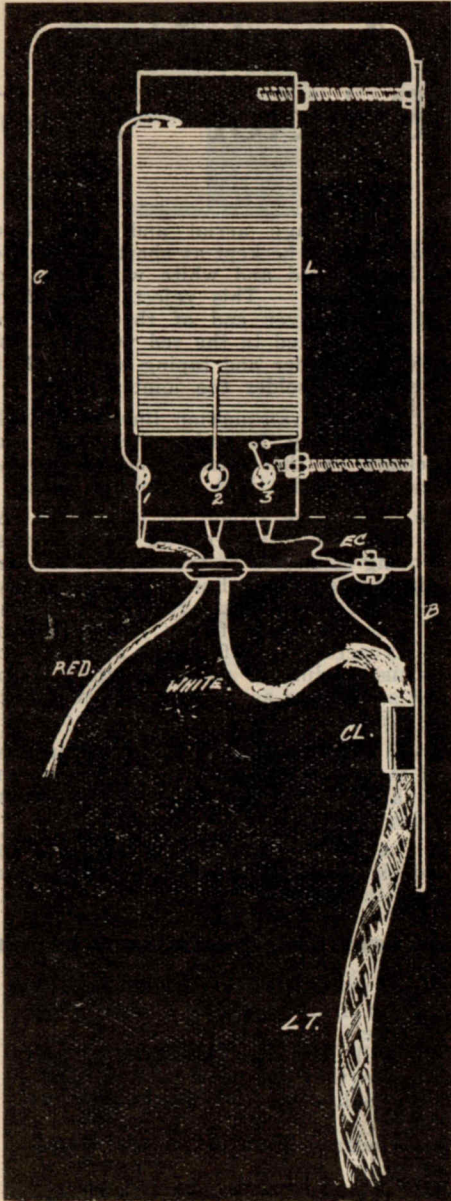
Make a few turns of wire around the shielding of the transmission line near each rejector and solder this wire both to the metal mesh covering and to one of the lugs on the rejector can base. This should be done at both ends of the transmission line. If the line is longer than 50 feet, an additional earth wire should be run direct to earth from the end of the line nearest R1. See ET on chart.

Both Rejectors B1 and R2 are identical except for their leads. Connection 2, from the coil tapping, connects via the white wire to the transmission line in both cases. Connection 3 from the bottom of the coil is earthed in both units. Connection from the top of the coil (1) connects via the red wire and AL to the aerial. In the case of rejector R2, an 18-inch or 2-ft. length of shielded wire cut from the coil of transmission wire is connected to the top of the coil (1), thus providing the connection to the aerial terminal on the receiver.

The metal casing of this wire should also be earthed as suggested for the transmission line casing.

FITTING THE COIL. Coil is held in position by means of two 1-inch metal thread screws and nuts, which also serve to hold the mounting brackets firmly in position.

The builder may find it difficult to put a nut on the screw inside the top end of the coil former. However, if the inside nut on the lower screw is done up tightly, the former will be held securely in position without the necessity of fitting the top inside nut.



Interference and Noise Rejector

ELECTRIC SET OWNERS

You should also use a "MAINS NOISE ELIMINATOR". The use of two units will ensure Real Radio Reception. Both units described in this book.

One clears the electrical noises the other clears the aerial noises.

ALL PARTS COST 12 9
 READY CONSTRUCTED 17 6
 Agents wanted in every district. Get in touch with us

TRADE-IN
 THAT UNWANTED
 RADIO MATERIAL




Send us anything and everything in Radio that is of no use to you; we will assess their value for credit against purchases. Or let us know what you have and what you want in exchange. NOTE.—All second-hand goods that are taken in by us are sold at our Radio "Cheapside," 240A Pitt Street, at Bargain Prices. Let us quote you on anything you may require from this department.

LEVENSON'S GUARANTEE A CHEAPER PRICE FOR EVERYTHING IN RADIO

LEVENSON'S LINE FILTER**Good-bye
Electrical
Interference****"Man-Made Static"**

Not suitable for Sets using
"B" Batteries



In many locations where an all electric receiver is being operated from the A.C. or D.C. mains, trouble is sometimes encountered in the form of interference or in the form of foreign noises, crackling, or interference due to some broadcast station dominating that station to which the receiver is tuned. The latter trouble being very often due to what is termed tuning on the mains.

A lot of the crackling that can come over the mains to a receiver may be of a radio frequency nature and when this is the case the line filter herein described would either completely eliminate this trouble or at least provide greatly improved reception.

In the case of a receiver "tuning on the mains" the filter usually entirely eliminated this troublesome phenomena.

The fitting of the filter to an existing radion installation is an extremely simple matter when the filter is purchased ready built, and indeed the home construction of the filter itself presents very little difficulty, there being very few parts and the connections being very simple.

First, we will describe the method of connecting a ready-built filter to an existing installation.

The filter is provided with a three-pin plug and socket for same, the plug being attached to the end of the short cord of the filter and this plug should be plugged into the wall socket in place of the lead at present connecting the wireless set to the power.

This latter lead from the wireless set should now be plugged into the three pin socket on the line filter.

The connection has now been completed between the wall power outlet and the radio set via the line filter and the set may be operated in the usual manner.

An additional wire should be run from the earth terminal which is screwed into the case of the line filter to the centre contact of the plug. It is also an additional advantage to run a wire from this terminal either to the earth terminal of the set which in turn should be earthed, or directly to an earth connection such as a water pipe.

In cases where a two pin wall

**NEW
Revolutionary!**

Absolutely necessary for Electrically
Operated Sets

socket is the only connection or where the set has to be run from an ordinary light socket, then the method is to remove the plug or adaptor at present on the end of the wireless set cord and connect same to the cord affixed to the line filter. The three pin plug should then be fitted to the cord which normally connects the wireless set to the power, this plug is then inserted into the three pin socket on the filter. Where no third wire is available the centre contact on the plug should be left vacant. **Construction:**

The three diagrams should prove almost self-explanatory especially when considered with the parts on hand. The wooden rod, fibre discs and wood pins for constructing the former should be assembled as shown in Fig. 1, thus providing two slots in which the coils may be wound.

At the start, about 6 or 8 inches of the wire should be left protruding through a hole in the disc near the wooden former, 150 turns should be wound off and it is advisable not to aim at neatness in the manner of how the wire is laid on, as the more jumbled the wire is, the greater will be the efficiency of the coil for its purposes. The end of the wire should be brought through a small hole in the edge of the disc.

Fig. 2 shows a view of the two completed coils mounted on the wooden rod. This illustration also shows both ends of the coils and how same are connected together with components in the filter, the only additional unit being a twin .1 condenser. Note that the short flex which is to connect to the power point terminates at the two outside lugs on the condenser. The inside connections of each coil are also soldered here. The outside wires of each coil connect one to each contact on the two pin plug, the centre contact of this plug being connected to the centre lug on the twin condenser and to the metal cabinet. The earth terminal which is screwed to the side of the can, provides a convenient point for fixing this internal earthing wire. Fig. 3 shows a theoretical diagram of the filter and should prove helpful in tracing out the various connections.

All Parts to Build . 12/9

THE LINE FILTER

READY BUILT 17/6

Also see the Aerial Noise Rejector . . .

THE COMPANION UNIT

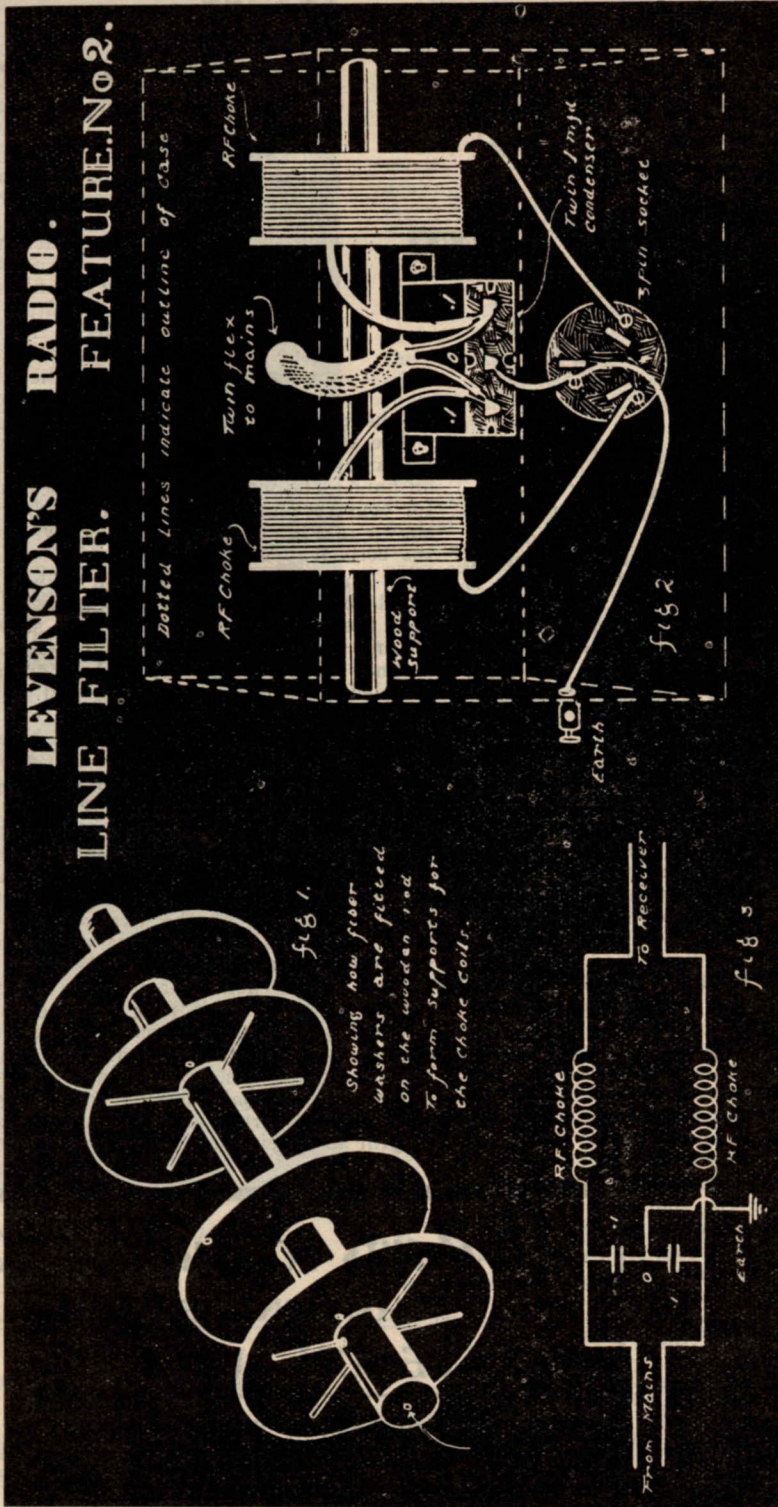
Agents wanted in all Districts — Get in Touch with Us

LEVENSON'S RADIO . . . WILL NOT BE UNDERSOLD

Assembly Diagram of LEVENSON'S Line Filter

17/6 Ready Made Mains Noise Eliminator 12/9 all parts and chart

LEVENSON'S RADIO. LINE FILTER. FEATURE. No 2.



PRICE LIST		
1	Metal case	3
1	Twin .1 condenser	3
1	3 pin plug and base	6
1	Nickel terminal	1
1	yard twin circular flex	3
4	Fibre washers	6
1	Wooden coil support, and wood pins	6
TOTAL COST OF PARTS		12 9
COILS READY WOUND, 2/- EACH EXTRA.		
Complete Unit, ready built and tested, 17/6.		

LEVENSON'S GUARANTEE A CHEAPER PRICE FOR EVERYTHING IN RADIO

LEVENSON'S RADIO TROUBLE FIN DING HELP SHEET FOR A.C. SETS

MAY BE LIKELY SOURCE OF TROUBLE	NO RECEPTION	FAINT RECEPTION	CRACKLING	INTERRUPTED RECEPTION	VARIOUS NOISES & DISTORTION	WHISTLES
POWER PACK	Rectifier valve burnt out.	Faulty rectifier valve.	Faulty valve. Faulty choke. Bad contact in valve socket.	Loose or shorting connection.	If loud hum, then broken down filter condenser or other short.	—
VALVES	Faulty detector or audio valves.	Faulty valves. Valves not making contact in sockets.	Faulty indirectly heated (5 pin) valve. Faulty contact in socket. If screen grid valves then possibly loose cap connection.	Faulty indirectly heated valve. Intermittent interval short in valve.	Incorrect bias resistor. Broken resistance of incorrect value.	Valves in need of screening. Not earthed. Faulty valve.
AUDIO TRANSFORMER	Broken down Transformer.	Transformer wound. Incorrect transformer connections.	Faulty transformer. Corroded windings, needs re-placing.	—	Poor quality transformer. Unsuitable type.	Poor transformer. Transformers badly shielded or too close.
COILS AND CONDENSERS	Broken connection to coils. Shorting condenser plates.	Aerial coil too small. Reaction coil connected wrong way round. Roar of faulty condensers.	Bad insulation of coils. Shorting condenser plates.	Loose connection to coils.	Feed-back between coils. Reaction coil too large.	Coils not spaced sufficiently apart. Shielding not sufficient.
AERIAL AND GROUND	Aerial down. Earthing switch closed. Aerial disconnected. Faulty earth connection.	Aerial disconnected. Shorting to iron gutting. Aerial too short. Screened by iron buildings.	Aerial rubbing on iron gutting or iron roof.	Aerial swinging and guttering at times. Lead-in connection to aerial faulty.	Aerial too close to power lines. Parallel to tramway overhead wires, etc.	Induction from nearby power lines.
SPEAKER	Broken cord. Burnt out. Disconnected.	If "dynamic," field power not on. If magnetic type, cord connections reversed.	Faulty cord. Not suitable type for A.C. sets.	Cord faulty or loose connection.	Speaker too close to set. Of unsuitable resistance. Cord connections reversed.	Feed-back from speaker to set affecting microphone valves. Feed-back from speaker cord to circuit.
GENERAL	Power plug not making contact.	Set insufficiently powerful.	Faulty connections. Set incorrectly tuned. Loose connection in power lines.	Loose connection to power point. Faulty switch.	Induction from nearby sub-station, trams, works using electric machinery.	Volume control too full on. Components badly arranged on chassis.

LEVENSON'S RADIO TROUBLE FINDING HELP SHEET FOR BATTERY SETS

MAY BE LIKELY SOURCE OF TROUBLE	NO RECEPTION	FAINT RECEPTION	CRACKLING & DISTORTION	INTERRUPTED RECEPTION	VARIOUS NOISES	WHISTLES
"A" BATTERY	Battery flat. Leads reversed. Leads off.	Battery low. Leads reversed. Corroded contacts.	Battery flat. Loose contact. Battery in need of cleaning out.	Loose connection in battery leads at set or battery.	Charger not switched off. Battery low.	Battery low. Battery voltage not suitable for valves.
"B" BATTERY OR "C" BATTERY	Battery exhausted or not properly connected	Battery flat. Wrong connections.	Faulty battery. Loose connections.	Loose connections.	Defective or exhausted battery.	Voltage too low. Incorrect connections.
"B" ELIMINATOR	Not switched on. Bad connection to mains. Rectifier valve faulty.	Overloaded. Valve low in emission.	Badly fitting power plug. Faulty valve. Faulty choke.	Bad connection.	Poor choke. Insufficient capacity in filter. Incorrect connections. Faulty resistor.	Voltage too low or too high. Poor filter circuit. Incorrect connections.
AERIAL AND GROUND	Aerial down. Aerial - Earth switch closed. Aerial disconnected. Earth connection faulty.	Aerial disconnected. Shorting to iron gutturing. Too long or too short.	Aerial rubbing on iron gutturing or iron roof.	Aerial swinging and touching iron gutturing at times. Lead-in connection to aerial faulty.	Aerial too close to power lines. Parallel to tram overhead wires.	Induction from nearby power lines.
VALVES	Filaments burnt out. No filament current at socket. Examine switch and rheostats.	One or more valves burnt out. Valves poor in emission. Radio frequency valves not functioning. Have valves tested.	Faulty valves. Incorrect "C" bias. Faulty socket.	Bad contact in socket.	Microphonic valve. Incorrect type. Faulty valve.	Incorrect type. Incorrect "C" bias. Faulty valve. Filament voltage too low.
CIRCUIT	Open Circuit. Transformer broken down.	Grid leak missing Incorrect wiring.	Transformer faulty. Shorting condenser plates. Over regeneration Interaction between valves.	Grid leak out of clips. Shorting condenser pates.	Poor transformer. Incorrect adjustment of controls.	Transformer incorrectly connected. Not sufficient bias. Too much regeneration. Set not neutralised.
SPEAKER	Coil burnt out. Out of adjustment.	Incorrect adjustment. Magnet demagnetised.	Reed or diaphragm striking magnets. Faulty contact to cone.	Broken cord. Loose connections.	Speaker too close to set. Valves microphonic.	Speaker too close to set. Feed-back from cord to radio stages.
GENERAL	Dials slipping. not operating condensers.	Aerial too small. Poor ground connection.	Loose connection in power lines in street.	Trouble at broadcast ing station.	Induction noises from nearby sub-station.	Neighbour listening to station; oscillating set.

LEVENSON'S GUARANTEE A CHEAPER PRICE FOR EVERYTHING IN RADIO

A SET TO
SUIT EVERY
POCKET

KITS

Exact to Specification

BY LEVENSON

Levenson's EASIWAY
Home Construction
Charts lead definitely
to Success!

SHORT WAVE TWO VALVE BATTERY SET

Featured in "Wireless Weekly" 21st July, 1933.

A simple experimental yet practical receiver for the Home Builder. Remarkably easy to construct.

Parts for Chassis	£2 6 8
Valves	1 0 6
Batteries	1 8 6
Speaker	11 9

TOTAL	£5 7 5
High grade Headphones	21/- extra
Cost of building	20/- extra
If Ferranti Transformer preferred in Kit add	15/-

NOVICES 4-5

PRESELECTOR ELECTRIC RECEIVER

Featured "Wireless Weekly," July 14, 1933

This particular outfit has become a very popular seller. It is remarkably efficient and simple to build

Parts for Chassis	£5 6 0
Valves	2 13 3
Jensen 7-inch Dynamic Speaker	1 10 0

TOTAL COST	£9 9 3
Cost of Building	£1/10/-
For suitable Cabinet see page 58	

SUPREME 6-7 Electric Superhet.

Featured in "Listener In," July 15th, 1933.

This is probably the most popular feature issued by the well known Victorian Technical Journal. The circuit is outstanding as regards efficiency and simplicity.

Parts to build Chassis	£7 6 7
Valves	4 19 11
11 inch Dynamic Speaker	1 10 0

TOTAL COST	£13 16 6
Extras for Tuning Meter and Tone Control if required	18/7
Cost of building	52/6
For Cabinets see page 58	

SIX WATT POWER AMPLIFIER BATTERY OPERATED

This outfit is designed for conditions requiring heavy volume such as dance halls, etc., which have no electric current available.

The high tension supply is obtained from 12 super service "B" Batteries arranged in series-parallel connection, thus giving an even light distribution of load.

Parts to build Chassis	£3 9 11
Valves	3 5 3
L.A.F. Senior Permagnetic Unit and Chassis	4 0 0
6 volt 105 amp. Accumulator	3 16 0
12 45 volt Triple Capacity L.A.F. "B" Batteries	8 14 0
3ft. x 3ft. Baffle for Speaker	13 6
20ft. Triple Cord for Speaker	5 3

TOTAL COST	£24 3 11
Cost of Building and Adjusting	60/- (if required)

THE 3-4 "BABY" SUPER HET.

ALL ELECTRIC RADIO RECEIVING SET

Is a real Wonder. Its Excellent Tone is so lifelike it almost deceives one. Blue Prints only with Kits. The simple Tuning is right up to the moment. Volume and Tone is controllable and you tune to suit yourself.

The whole Kit of Parts, including the Philips or Mullard Valves	£7 4 10
The Jensen Speaker	1 11 6

TOTAL COST	£8 16 4
----------------------	---------

There's nothing intricate in the assembling of this simple set.

FAMOUS HUNDRED PER CENT. SEVEN VALVE RECEIVER

FOR BATTERY OPERATION

The Hundred Per Cent. Series are perhaps the best known receivers in Australia today.

In 1932 the Hundred Per Cent. Six established impregnable sales records and is still easily the most popular model in that category.

The Hundred Per Cent. SEVEN has even greater efficiency and as a distance getter is already famous.

Parts to build Chassis	£5 12 0
Valves	4 19 0
L.A.F. Permagnetic Speaker	3 0 0
Batteries including 4 volt 80 amp. Accumulator	3 18 10

TOTAL COST	£17 9 10
Cost of building 52/6. For suitable Cabinet see page 58	

FIDELITY ELECTRIC SUPER HET.

A Seven-Eight Valve Electric Push-Pull Outfit. Featured in "Wireless Weekly" 21st April, 1933.

For outstanding performances probably this receiver is the most remarkable product of the 1933 season. The reproduction and power are unquestionably excellent. It is a receiver par-excellence!

Parts to build Chassis	£11 3 4
Valves	4 18 10
Saxon 11 inch Dynamic Speaker	1 10 0

TOTAL COST	£17 12 2
Cost of building £3. For suitable Cabinet see page 58	

THE STRAIGHT FORWARD

BATTERY OPERATED 3-VALVE RADIO is something new—something different. One Radio you will be proud to own. A Most Recent Circuit.

All High-grade Components and Philips or Mullard Valves	£4 19 5
The Accumulator	15 0
2 Heavy Duty 45v. "B" Batteries, 11/9	1 3 6
The Ormonde English Cone Speaker	2 5 0

TOTAL COST	£8 17 9
FOR MAKING BY US ADD	22/6
Blue Prints only with kit	

LONG RANGE BATTERY FIVE

Featured in "Wireless Weekly," 9/12/32.

An excellent outfit for country use and one of the most popular features in "Wireless Weekly" last year. Very simple to build and operate.

Parts to build Chassis	£4 13 2
Valves	3 8 5
Batteries, including 2 volt Clyde Accumulator	2 17 6
L.A.F. Permagnetic Unit and Chassis	3 0 0

TOTAL COST	£13 19 1
Cost of Building	37/6
For suitable Cabinet see page 58	

**SUPER-SENSITIVE FIVE VALVE
BATTERY RECEIVER**
IDEAL FOR THE COUNTRY

Easy to build and fascinating to operate!
 Parts to build Chassis . . . £4 0 0
 Valves £3 6 0
 Batteries £2 19 9
 L.A.F. Permagentic Speaker £3 0 0
 Or Stewart Warner Magnetic
 Speaker £1 10 0
TOTAL COST £13 5 9
 Cost of building 30/- extra
 For Cabinet see special page 58

**DUPLEX DIODE FOUR-FIVE
ELECTRIC RECEIVER**

Featured in "Wireless Weekly" 18th Nov., 1932
 A most popular model with the home constructor and renowned for its efficiency and simplicity to build.
 Parts £5 6 3
 Valves £3 5 4
 Saxon 7 inch Dynamic Speaker . . . £1 7 6
TOTAL COST £9 19 1
 Cost of building £1 17 6
 For suitable Cabinet see page 58

**THREE-FOUR ELECTRIC SHORT
WAVE CONVERTER**

As featured in "Radio News," 21/7/33
 This very efficient and valuable unit enables anyone with an ordinary electric broadcast receiver to "listen-in" to the short-wave bands, thus increasing the range of the set a thousand-fold. Overseas short-wave broadcast stations such as FYA, Paris, will be reproduced with excellent speaker strength.
 Cost of Parts to build Chassis . . . £6 4 11
 Cost of Valves £2 9 3
TOTAL COST £8 14 2
 Cost of building 30/- EXTRA
 Table Model Cabinet 12/6

**1933 ADVANCE 4-5
ELECTRIC SUPERHETERODYNE**

This is the latest development of the 1932 Advance T.R.F. Receiver which was so popular over a long period. Owners of the original T.R.F. set can use quite a lot of their own material in the new outfit.

Cost of parts for Chassis . . £7 10 7
 Cost of Valves 3 3 3
 Dynamic Speaker 1 10 0
TOTAL COST £12 3 10

Cost of building 37/6 extra.

For suitable Cabinet see page 58

**THE SIMPLIFIED 3-4
A.C. RADIO**

Is "Something out of the Box" as far as Wireless Performance is concerned.

It's just as easy to assemble as a little crystal set. Charts go with each Kit.

We assemble it for you for 30/-. You may select a cabinet to house this ultra modern chassis, speaker, etc., from the range illustrated on page 10 or send 2d. stamped envelope for sheet of Cabinet Illustrations, Prices, Sizes. The price for the whole Kit of selected parts, together with the matched range of Philips or Mullard Valves £7 15 2
 The Jensen Dynamic Speaker £1 10 0
 Or the Like a Flash Dynamic Model £1 10 0

BUILD FOR YOURSELF A . . .

**SET AND VALVE
TESTER**

You Can — ANYONE COULD — its so simple. Our Blue Prints lead you to definite success!

**THE "LIKE A FLASH" VALVE
AND SET TESTER**

FOR BATTERY OPERATED SETS

Cost of all Parts, including Leatherette Covered Carrying Case £7/5/10
 £1 EXTRA FOR MAKING BY US
 Blue Prints and all instructions 1/-, Free with Kit

**THE "LIKE A FLASH" VALVE
AND SET TESTER**

FOR ELECTRICALLY OPERATED SETS

The Parts, including Leatherette Carrying Case, cost £5/16/8
 £1 EXTRA IF WE ASSEMBLE IT
 Blue Prints and all instructions 1/-, Free with Kit

**DANCE BAND ELECTRIC
AMPLIFIER**

An efficient and powerful unit for the Home, Hall and all locations where heavy volume is required.

Parts to build Chassis £4 5 9
 Valves £3 12 10
TOTAL COST £7 18 7

Extras Required—

Jensen D9 11-inch Speaker . . . £2 10 0
 G.E. Induction Motor £2 10 0
 B.T.H. Pick-up £2 17 6

Cost of Building, 45/-. Table Model Cabinet 12/6

£8 - 2 - 4

Buys everything, including Dynamic Speaker and Floor Model Cabinet to Assemble the—

**THE GIFT 2-3 ALL
ELECTRIC RADIO**
CHART INCLUDED

This price includes all Philips or Mullard Valves, Speaker, Kit, and Cabinet. If assembled by us add . . . 22/6

HERE'S A FINE OPPORTUNITY OF SECURING A MOST EXCELLENT LITTLE MODERN PERFORMER! The Dynamic Speaker is guaranteed as all others for Twelve Months. **YET YOU CAN BUILD IT YOURSELF IN FACT . . . ANY NOVICE CAN!** £17/10/- to £18/10/- is the shop price asked by our competitors for this set.

"LEVENSON'S OWN CREATION"

A LOW-POWER THREE-BAND TRANSMITTER

A constructional Illustrated Booklet describing a suitable short-wave telegraphy and telephony transmitter of simple but efficient design for the experienced amateur, the newcomer to amateur transmission, and the prospective amateur.

SEND FOR THIS BOOKLET TODAY
1/6 . . . POST FREE

Parts for Levenson's L.A.F. 5-WATT EXPERIMENTAL SHORT-WAVE TRANSMITTER:

2 Reveille Brackets	1 6
1 5-ply Baseboard 16 x 9 x 5/8 inches	2 0
1 Bakelite Panel 16 x 6 x 1/2 inches . .	4 0
1 Bremer Tully N.P. Low-loss Condenser, .0005	7 6
1 Bremer Tully N.P. Low-loss Condenser, .00035	7 6
1 T.C.C. Fixed Condenser, .00025 . .	1 6
1 .002 T.C.C. Fixed Condenser	2 0
2 .006 Simplex Fixed Condensers . .	5 0
1 10,000 ohm Wire Wound 7 ma. Resistor	1 6
1 20 ohm Wire Wound C.T. Resistor	1 3
3 UX Valve Sockets, baseboard mounting type, at 9d. each	2 3
1 R.F. Special Short-wave Choke . .	1 9
2 Vernier Dials, "Diora," at 3/6 each	7 0
1 Milliammeter, 0/80 scale	8 6
2 Porcelain P. Lampholders, at 6d. . .	1 0
4 P. Lamps, 6.5v. (two spares)	2 0
6 Stand-off Insulators at 1/9 each . .	10 6
2 'Phone Plugs at 1/6 each	3 0
2 'Phone Jacks, 1 Single-circuit, 1 Double-circuit	3 0
1 Yard 14 gauge Tinned Bus Wire . .	2
1 Length (4 yards) Fry Wire	1 0
5 Alligator Clips	1 3
1 Foot 24 gauge Tinned Copper Wire	1
1 Foot 6 inches 3/8 or 3/16 Copper Braid	9
6 'Phone Tips	6
1 Packet Screws and Nuts	1 0
1 Morse Key	9 6
1 P.M.G.-type Solid Back Microphone	£1 10 0
3 Marquis UX Coil Formers	3 0
1 Ounce 28 gauge D.S.C. Wire	1 0
1 16ft. Coil 3/16in. Copper Tubing . .	4 6
1 UX Cable Plug	9
	<hr/>
	£6 6 3

List of Parts for POWER PACK

1 Power Transformer—L.A.F. Special Transmitter type 400/400v. at 100 ma., 5v. 2a., 2.5v. 2a.	17 6
2 Power Chokes, L.A.F. 100 ma.	18 0
1 UX Valve Socket	9
2 4 mfd. 3000v. Test Chanex Condensers	15 0
1 25,000 ohm Wire Wound Resistor V.D. type), R.C.S.	3 6
1 Rotary On-off Power Switch	2 0
2 Yards Fry Wire	6

1 Baseboard, 5-ply, 16 x 9 x 5/8 inches	2 0
3 Yards Twin Circular Flex	1 6
1 Adaptor or Power Plug	9
1 Packet of Hardware, screws	9
2 Reveille Brackets	1 6
2 End Boards for Rack Mounting, 9 x 6 x 5/8 inches	1 6
	<hr/>
	£3 5 3

VALVES AND ACCESSORIES

1 Type 45 Power Valve	14 10
1 Type 80 Rect. Valve	12 0
	<hr/>
	£1 6 10

AERIAL EQUIPMENT

3 80ft. lengths 3/20 Copper Wire . .	3 6
3 Large Shell Insulators, at 3d. each	9
2 12in. Lead-in Tubes, at 1/9 each . .	3 6
6 Feeder Spreaders, 8in., Prepared . .	2 6
	<hr/>
	10 3

MONITOR

1 Special Aluminium Shielding Case, drilled	10 6
2 UX Valve Sockets, base mounting types, at 9d. each	1 6
1 Short-wave Choke	1 9
1 Single Circuit Filament Jack	1 6
1 .000025 Midget Condenser (7 plate)	2 4
1 Vernier Dial, "Diora"	3 6
1 .0001 mfd. Fixed Condenser	1 6
1 Yard Fried Wire	3
3 Marquis UX Coil Formers	3 0
1 Packet Hardware	9
	<hr/>
	£1 6 7

ACCESSORIES FOR MONITOR

1 PM2DX Valve	12 0
1 1 1/2v. Dry Cell	2 3
1 "B" Battery, 30v.	6 9
	<hr/>
	£1 1 0

SUMMARY

All Parts Transmitter	£6 6 3
All Parts Power Pack	3 5 3
Valves, —245, —280	1 6 10
Aerial Equipment	10 3
Monitor	1 6 7
Monitor Accessories	1 1 3
	<hr/>
	£13 16 5

If desired to operate the Transmitter from batteries, then the power pack is omitted and batteries as listed below are used.

6 Super Service "B" Batteries, 45v., at 14/6	£4 7 0
1 2-volt Accumulator	1 2 6
	<hr/>
	£5 9 6

The Transmitter may be operated on four 45-volt Super Service "B" Batteries with very good results.

Transmitter, complete with Monitor, for operation off six "B" Batteries	£16 0 2
Transmitter, complete with Monitor, for operation off four "B" Batteries	14 11 4

**Most Excellent RADIOS for those who require Something better.
REAL RADIO RECEIVERS FOR REAL RADIO RECEPTION**

HERE'S A RARE SNAP IN RADIO RECEIVERS

THE

Selective 3-4 Radio

For operation from the electric mains

Either in Kit form or ready made by Levenson's

So simple to assemble a school boy could successfully complete the job!
The Ideal Radio for Home Construction.
BLUE PRINTS 6s. — FREE WITH KIT

The whole Kit of High Grade Parts and Philips or Mullard Matched Valves cost only £6 10 0
The L.A.F. Dynamic Speaker 1 4 6
Cabinets to suit See Cabinet Section

If to be assembled by us for you add 30/- extra.

Build the Improved

1933 Simple Reinartz

3 Radio

FOR BATTERY OPERATION

As well known a Circuit as Wireless Itself!

MOST SIMPLE TO ASSEMBLE

Blue Prints 6d. Free with Kit

Failure is impossible. Definite Success Assured.
Interstate Stations without any trouble at all outside city area.

£5/4/6 buys all the Philips or Mullard Valves and the whole kit of parts.

£2/18/- buys all the necessary Batteries and Accumulator. Add 22/6 if to be assembled by us.

For Range of Cabinets to suit this very fine Radio, see Cabinet Section

Table Model Cabinets from 10/6. Worth 30/-.

High Grade Radio Parts

NATIONAL AMERICAN SHORT WAVE AND TRANSMITTING GEAR

VN—B/E Velvet Vernier Metal Dial	£2 15 0
VAC—B/E Velvet Vernier Bakelite Dial	1 2 6
SE.100—Midget .0001 Condenser, 270	1 10 0
S. 50—Midget .00005 Condenser, 270	1 5 0
2SE.100—Midget ganged Condenser, 270	2 10 0
ST. 50—Midget Condenser, 160	16 0
ST.100—Midget Condenser	1 0 0
SEU.20—Band Spread Special Condenser, 270	1 5 0
SEU.25—Band Spread Special Condenser, 270	1 5 0
TM—100 mmfd. 6000 volts Transmitting	4 10 0
TM—100 mmfd. 3000 volts transmitting	2 0 0
TMP.10—100 mmfd. Split 3000 volts	5 12 0

All National Equipment insulated with Isolantite

CLYDON BRITISH VARIABLE CONDENSERS

Transmitting Condenser, .00025	£1 17 6
3000 volts working, .00035	1 19 6
3000 volts working, .0005	2 15 0

COLVILLE CRYSTAL ACCESSORIES

Quartz Crystals, 3.5 M/C, from	15 0
Crystal Holders: Open	10 6
Covered	12 6
Adjustable	£1 7 6
Stand-off Insulators	1 6

HIGH GAIN MICA FIXED CONDENSERS

10025—.0005: .002-100 volts working 1 amp.	
R.F.	10 6

H.F. INDUCTANCES

N.P. Copper Tubing Coils in all sizes.
Price on application.

PRICE ON APPLICATION FOR THE FOLLOWING:

- Short Wave Receiver.
- Short Wave Transmitter.
- Receiver and Transmitter Components.
- Specialists in Battery Broadcast Receivers.
- Most up-to-date Stock of Experimenters' Accessories in Australia.

S. V. COLVILLE, M. Inst. R.E. Aust. ————— 22 Years' Practical and Technical Experience.

Colville Moore Wireless Supplies

4 Rowe Street, Sydney. 'Phone B 2261

(Continued from page 164)

LIST OF COMPONENTS, etc	£4 16 1
Extra Materials to construct Coils for B.C. Band	8 6
VALVES—2 232	£1 11 0
1 230	12 9
1 231	12 9
	£2 16 6

BATTERY EQUIPMENT—

3 L.A.F. 45 volt Heavy Duty B Batteries, 11/9 each	£1 15 3
1 Like a Flash 9 volt C Battery	2 0
1 Fuller 2 volt Accumulator	£1 0 0
	2 17 3

LOUD SPEAKER—R.C.A. 103 Mantel Type Cone Speaker 2 10 0

TOTAL COST PARTS, VALVES, BATTERIES AND SPEAKER .. £13 8 4
HEADPHONES—Leading Maker £1 1 0
Factory cost of Building, Wiring, 30/- ——— For suitable Cabinet see page 58

LEVENSON'S GUARANTEE A CHEAPER PRICE FOR EVERYTHING IN RADIO

These Circuits are Indispensable to the Set Builder

LEVENSON'S "EASIWAY" HOME ASSEMBLERS' CHARTS

WAVE TRAP CIRCUITS—
 A 3-Stage Wave Trap 6d.
 4 Simple Wave Traps on one chart . . 6d.

AMPLIFIER CIRCUITS (for Battery Sets)—
 1-Stage Radio Frequency 6d.
 1-Stage Audio Frequency 6d.

FOR CRYSTAL SET CIRCUITS—See Assembly Chart Section—

SKYRAIDER BATTERY SET—
 Circuit and Instructions for wiring 1/-
 Post Free.

FOR ELIMINATOR CIRCUITS—See Assembly Chart Section—

TRANSMITTER CIRCUITS—
 5 Watt Transmitter. All Diagrams and Instructions 1/6

SHORT WAVE CIRCUITS—
 Lakes Whole-World 1-valve Battery Set 6d.
 Whole World Short Wave 2-valve bat. 6d.
 M.A.C. Whole World Short Wave 2-valve battery 6d.
 L.M.S. Short Wave 4-valve battery . . 6d.
 L.M.S. Short Wave 4-valve plus Rectifier, All-Electric to operate with Dynamic Speaker 6d.
 Short Wave Adaptor for use with battery sets. Also one for use with A.C. sets 6d.

PORTABLE CIRCUITS—
 R.J.L. Latest English Design Portable 6d.
 Magic 4-valve Portable 6d.

BATTERY RECEIVER CIRCUITS—
 Lakes 1-valve Long and Short Wave . 6d.
 New Era 5 valve B Class Amplifier . . 6d.
 Super Six 6d.
 Super Six with B Class Amplification 6d.
 Infinite Six with B Class Amplification 6d.
 100% 6-valve, B Class Amplification . 6d.
 Best Yet 1-valve 6d.
 Wonder 2-valve 6d.
 Renown Interstate 3-valve 6d.
 Browning Darke 4-valve 6d.
 2-valve Crystal Reflex Circuit 6d.
 1-valve and Loud Speaker Circuit . . . 6d.
 5-valve Interstate 6d.
 Little Duke 2 Valve (Battery Type) 1/-

ALL ELECTRIC RECEIVERS—
 8 Modern A.C. Circuits, 2 to 6 valves 1/-
 Economy Super Heterodyne 6d.
 Penthode 2/3, A.C. 6d.
 Advance 1932, A.C. 6d.
 Direct Coupled 2/3, A.C. 6d.

SEND

1/6 FOR 6 MODERN ALL-ELECTRIC CIRCUITS.

1/- FOR 4 MODERN SHORT WAVE CIRCUITS.

1/6 FOR 6 MODERN CRYSTAL SET CIRCUITS.

OUR 5/- BUNDLE OF HOME ASSEMBLY "EASIWAY" CHARTS ARE WORTH OWNING . . . SEND FOR THEM TODAY!

CHARTS OF 1933 XMAS "WIRELESS WEEKLY" CIRCUITS—
 The Midget 3-4 A.C. Radio, each . . . 6d.
 The International All Wave A.C. Super Het., each 6d.
 The Standard All Wave A.C. Radio, each 6d.
 The Reaction 3 A.C. Radio, each . . . 6l.
 The De Luxe All Wave A.C. Radio each 6d.
 Variable M.U. 3 6d.
 Selective 3/4, A.C. 6d.
 High Gain 3/4, A.C. 6d.
 Direct Coupled, 3/4, A.C. 6d.
 Improved 1930 4/5, A.C. 6d.
 Valve and Set Tester, for battery set 1/-
 Valve and Set Tester, for electric sets 1/-
 The Big Broadcast 3-4 A.C. Set . . . 1/-
 Levenson's new "B" Eliminator Chart 1/-
 This Eliminator supplies your High Tension Current from a 6-volt Accumulator.

NEW CIRCUITS—
 The Country Man's 4 Battery Set Chart 1/-
 The Linguist No. 2 Short Wave Set 1/-
 Lakes 2-Valve Battery Short Waver . . 6d.
 The Batteryless 3-4 Radio Chart . . . 1/-

THE NEW A.C. RADIO—
 The Good Companion 4-5 Super Het. Chart 6d.

Levenson's 4-Valve Batteryless Radio, for Auto or Home use 1/-


MAIL COUPON

Please post me Pamphlets, Circuits Booklets, etc., on Radio, free of cost. I enclose 2d. stamp for postage.

Name

Address

Also include address of Radio Fan



Change to 2-Volt BATTERY VALVES

INCORPORATING ALL THE LATEST DEVELOPMENTS

Mullard Valves are British Valves... built to British standards to give long and trouble-free service. There is no need to buy new "A" batteries—your 4- or 6-volt battery can be quickly converted.

SCREEN GRID			POWER TRIODES		
	Two Volt	21/-		Two Volt	15/6
PM12A	"	21/-	PM2	"	15/6
PM12	"	21/-	PM2A	"	15/6
PM12M	"	21/-	PM202	"	18/6
			PM252	"	22/6
			PM2B (Double Triode)	"	22/6

TRIODES		
	Two Volt	15/-
PM1A	"	15/-
PM1HF	"	15/-
PM1HL	"	15/-
PM1LF	"	15/-
PM2DX	"	21/-
PM1DG	"	21/-

PENTONES		
	Two Volt	21/-
PM22A	"	21/-
PM22	"	21/-

Special anti-microphonic construction — increased gain — increased output.

Write for Booklet "Two" giving full particulars of these modern valves for Battery Receivers.

Mullard

THE · MASTER · VALVE

MADE IN ENGLAND

Obtainable from LEVENSON'S *Leaders in* RADIO
226 Pitt Street, Sydney

LEVENSON'S GUARANTEE A CHEAPER PRICE FOR EVERYTHING IN RADIO

**LEVENSONS
STOCK**

VALVES

**Of Every Available
Make**

Levenson's specialise in valves of all kinds. Levenson's Radio Store, where over a quarter of a million Replacement Valves for any type of set are always in stock. Valves of all types, sizes and makes. Before purchasing elsewhere, we invite you to secure a quotation from us. No trouble to us—no obligation to you. Levenson's are wholesalers as well as retailers. Legitimate proved traders or set manufacturers have the right to claim full trade discounts on all proprietary lines of valves as well as other goods quoted at full list prices.

VALVES TESTED FREE!

ON AUSTRALIA'S MOST EFFICIENT
TUBE CHECKER

Bring your valves along . . . we will gladly test them for you.

MULLARD 227 TYPE A.C. VALVES

Now 5/9

Worth more than double. Thoroughly tested before we wrap.

VALVES FROM AN ORDER OF MERIT
JUST LANDED



Puratron Valves,
224 A.C. Now 7/6



226 Speed A.C.
Valves. Now 7/6

SPEED A.C. VALVES

226 Type A.C. Valves, 15/- . . . NOW . . . 7/6

Battery Set Owners using 2, 4, or 6 volt valves—
We are in a position to offer 25,000 perfect and
tested new valves. Usually sold at 15/- and 15/6.

PRICE . . . 11/6 EACH

Replacements for all other types excepting
Screen Grid and Penthode types.

"LIKE A FLASH" VALVES

BRIGHT EMITTER BATTERY TYPE

6 volt Special Amplifier Valve 6/6
6 volt Special Detector Valve
UX Bases EACH

"LIKE A FLASH" VALVES

3 to 4-volt valve, with Standard V.T. Base. 3/6
PRICE
Valve socket to fit also supplied free if required.

EDISWAN VALVES

4-volt Bright Emitter valve, with Standard
V.T. base and suitable socket Free.
Useful as test valve for experiments 3/6
or eliminators. PRICE, with socket

"RATHEON" RECTIFYING VALVES, 31/6 each

Type B.H. 125 M.A. Full Wave Rectifier

TUNGAR VALVES

1. Type 12X825 2 ampere valve 25/-
2. Type 206501 2 ampere valve 25/-
Both types for charging 2, 4, or 6
batteries.
3. Type 189048 6 ampere valve 50/-
4. Type 189049 6 ampere valve 50/-
No. 3 for charging 6 batteries. No.
4 for charging 10, 12 & 15 batteries.

LEVENSON'S INTRODUCE

RADIO CHEAPSIDE

SYDNEY'S NEW GIGANTIC WIRELESS
GOODS BARGAIN BAZAAR

Where over Half a Million Wireless Snaps
await you. NOTE THE ADDRESS—

240A PITT STREET, SYDNEY

Directly opposite Sydney School of Arts
(Between Market and Park Streets)

WIRELESS TEXT BOOKS

- No. 7—"Seeing by Wireless" (Television) 2/-
- No. 9—"Wireless Communication and
Broadcasting" 2/-
- No. 10—"Modern Valves" 2/-
- No. 11—"How to understand Wireless Dia-
grams" 2/-
- No. 14—"Amplification of Wireless Signals" 2/-
- No. 16—"Wireless Receiving Circuits" . . 2/-
- No. 17—"Wireless Measuring Instruments" 2/-

ALL PRICED 2/- EACH — POST 3d.



FOR TONE AND POWER

Osram Valves

NEW TYPES IN A COMPREHENSIVE RANGE

LEVENSON'S GUARANTEE A CHEAPER PRICE FOR EVERYTHING IN RADIO

VALVE SPECIALS TO CLEAR

OSRAM MS4
4 volt A.C. S.G. Valves
5-Prong.
Usual Price 21/-
TO CLEAR . . . 7/6

Just a few to clear—
SPEED 226 VALVES
Usual Price 15/-
NOW 7/6
New, and all perfect.

UV199 VALVES
4 volt General Purpose
Battery type. Fitted
with standard base.
Usual Price 10/-
NOW 6/6
with Free Socket

CLEARTRON
Special Detector Valve
UX base 200A type.
Filament Volts 5. Filament
amps .25. Plate
22½ to 45. Usual Price
15/-.
TO CLEAR . . . 5/-

MARATHON 245 VALVES
Power Amplifying Valves. Brand New
and all Perfect. Usual Price, 15/-.
NOW 7/6

MARATHON 226 VALVES
New and all Perfect. Usual Price, 15/-.
TO CLEAR 5/9

OSRAM MH4 VALVES
General Purpose A.C. Valves. 5-pin base.
Guaranteed new and tested. Usual
Price 21/-. **NOW 7/6**

VALVE SPECIALS

A well-known make of Highest Grade Valves
guaranteed New in original cartons. Each one
thoroughly tested.

Type	L.A.F. Price	Type	L.A.F. Price
41	13/9	234	10/4
245	10/6	235	7/10
46	9/6	236	9/6
247	9/-	237	7/10
55	8/9	238	9/3
56	8/3	239	9/9
79	15/-	224A	7/10
281	22/-	227	7/3
82	12/3	250	27/3
85	13/9	171A	11/6
89	13/9	57	9/3
230	9/6	58	9/3
31	9/3	59	10/-
232	13/9	280	8/3
233	11/4		

Bankrupt Stock. Perfect Condition!

COSSOR A.C. VALVES

Brand New and Tested

227	11/9
245	11/9
224	12/6

ONLY THESE TYPES AT THE
ABOVE PRICE

LIKE A FLASH VALVES

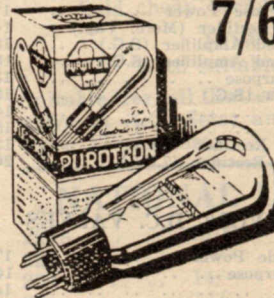
4 Volt Indirectly Heated A.C. Valves.
UY Base. A Well Known English Make.
EQUIVALENT TO—
PHILIPS E415;
OSRAM MHL4;
COSSOR 41 MLF.
Usual Price 16/6. **NOW 5/9**

SEND THE NAME AND ADDRESS OF
12 RADIO SET OWNERS IN YOUR
DISTRICT (Metropolitan Area excepted)
AND WE WILL FORWARD YOU BY
RETURN POST A WASHABLE RADIO
LOGGING CHART FREE

**THREE WONDERFUL OFFERS
IN WANTED VALVES**

E415 4 Volt A.C. Equivalents 16/6 NOW . . 5/9	235 Screen Grid 2½ volt A.C. Valve 17/6 NOW . . 7/6	U9 4 Volt Full Wave Rectifier Equivalent to 506. 18/6 NOW . . 7/6
---	--	--

BRAND NEW AND TESTED



7/6

**PUROTRON
VALVES**

**PUROTRON
224 A.C. SCREEN
GRID VALVES**

Originally . . 18/6
NOW 7/6
Type 235 A.C. 16/9
NOW 7/6

Build or buy the popular

**COUNTRYMAN'S FOUR
BATTERY RADIO**

Inter-State and distance as never before. A
1934 edition of the renowned Marco Four, de-
signed in the modern all metal way. Charts
1/-. Free with Kit. Chassis ready drilled and
mounted. Nothing tricky about assembling this
splendid set.

All Prats	£13 17 11
All Valves	2 19 3
All Batteries	3 7 0
Speakers from	15 0

Ready-built, in Console Floor Model Cabinet,
with R.C.A. Cone Speaker £15/13/10

PHILIPS

VALVE PRICE LIST

THE "GOLDEN RANGE" OF 4-VOLT A.C. VALVES

E452T	Screen Grid	18/6
E445	Variable-Mu	18/6
E444	Diode Tetrode	19/6
E455	Variable-Mu	18/6
E443H	Penthode	18/6
E443N	Penthode	22/-
1561	Full-Wave Rectifier	15/-

ADDITIONAL 4-VOLT A.C. VALVES

E442	Screen Grid	18/6
E442S	Screen Grid Detector	18/6
E424	Special Detector	16/6
E406	Special Power	18/6
E409	Power	16/6
E438M	Metal Clad Res. Coup.	16/6

THE "P.H." 2.5-VOLT A.C. VALVES

P.H.2A5	Power Penthode	17/-
P.H.2A6	Duplex Diode High Mu Triode	17/6
P.H.2A7	Pentagrid Converter	18/6
P.H.2B7	Duplex Diode Penthode	18/-
P.H.46	Power	14/-
P.H.55	Duplex Diode Triode	15/6
P.H.56	General Purpose and Oscillator	14/-
P.H.57	Screen Grid	15/6
P.H.58	Variable-Mu Penthode	15/6
P.H.59	Triple Purpose Power	17/-
P.H.82	Full-Wave Rectifier (Merc. Vap.)	14/6
P.H.224	Detector and Amplifier (S.G.)	15/6
P.H.224A	Detector and Amplifier (S.G.)	15/6
P.H.227	General Purpose	13/-
P.H.235	Variable-Mu (S.G.)	15/6
P.H.245	Power	14/-
P.H.247	Penthode	15/6
P.H.280	Full-Wave Rectifier (5V.)	12/6
P.H.281	Half-Wave Rectifier (7.5V.)	26/-

THE "P.H." 2-VOLT D.C. VALVES

P.H.19	Twin Triode Power	17/-
P.H.230	General Purpose	14/-
P.H.231	Power	14/-
P.H.232	Screen Grid	16/-
P.H.233	Penthode	17/6
P.H.234	Variable-Mu Penthode	17/6

THE "P.H." 6.3-VOLT VALVES

P.H.6F7	Triode Penthode	17/6
P.H.85	Duplex Diode Triode	16/-
P.H.89	Triple Grid Power Amplifier	16/-
P.H.236	Screen Grid	16/-
P.H.237	General Purpose	14/6
P.H.238	Penthode	17/-
P.H.239	Variable-Mu Penthode	16/6
P.H.41	Penthode	16/-
P.H.79	Class B Twin Power	17/6

STANDARD D.C. VALVES

A109	1.3 Volts, General Purpose	15/-
A209	2 Volts, General Purpose	15/-
B242	2 " Screen Grid	21/-
A409	4 " General Purpose	15/-
A415	4 " Det. & Amp.	15/-
A425	4 " Res. Coupling	15/-
A435	4 " High Imp. R.F.	15/-
A442	4 " Screen Grid	21/-
A609	6 " General Purpose	15/-
A615	6 " Detector & Amplifier	15/-
A630	6 " Res. Coupling	15/-
A635	6 " High Imp. R.F.	15/-
A642	6 " Screen Grid	21/-

PENTHODE POWER VALVES

P.H.233	2 Volt, 135V.	17/6
P.H.41	6.3 " 180V.	16/-
P.H.247	2.5 " 250V.	15/6
B443	4 " 200V.	21/-
C243	2 " 150V.	21/-
C443	4 " 300V.	22/-
C643	6 " 300V.	21/-
D243	2.5 " 300V.	21/-
E443H	4 " 250V.	18/6
E443N	4 " 250V.	22/-
F443	4 " 550V.	39/6

STANDARD POWER VALVES

B403	4 Volts	18/6
B405	4 " "	18/6
B406	4 " "	15/6
B409	4 " "	15/6
E406	4 " High Power, 240V.	18/6
E408N	4 " High Power, 400V.	30/-
F410	4 " High Power, 550V.	55/-
B605	6 " "	18/6
C603	6 " "	13/6
C606	6 " "	17/6
P.H.250	7.5 " Large Power, 450V.	32/-

SPECIAL PURPOSE VALVES

A442K	Screen-Grid (Eng. Base only)	22/-
A442R	Screen-Grid (Eng. Base only)	22/-
A414K	Special Detector for 2802 Radioplayer	17/6
E414	Special Amplifier (Eng. Base only)	17/6
F215	2.5 Volt Detector	27/6

LET US ADVISE YOU WHICH PHILIPS VALVES TO USE

LEVENSON'S GUARANTEE A CHEAPER PRICE FOR EVERYTHING IN RADIO

MULLARD VALVES

A.C. 4 VOLT TYPES

SCREEN GRID 4 Volt 1 Amp. (Heater)

Type	Comparative Types	
S4V	E442, MS4	18/6
S4VA	E452T, MSG/HA	18/6
S4VB	MS4B, MSG/LA	18/6

TRIODE Det. and Ampl. 4 Volt 1 Amp. (Heater)

Type	Comparative Types	
164 V	E415, 41MLF	16/6
244 V	E424	16/6
354 V	E438, MH4	16/6
904 V	41MH	16/6

TRIODE POWER 4 Volt 1 Amp. (Filament)

Type	Comparative Types	
AC 104	B409	16/6
AC 064	—	18/6
AC 044	E406	18/6

PENTONES 4 Volt 1 Amp. (Filament)

Type	Comparative Types	
PM 24A	C443	22/-
PM 24B	—	22/-
Pen. 4V	—	22/-
PM 24M	E443N	22/-

RECTIFIERS

Type	Comparative Types	
DU 10	373	18/-
DU 2	506, U9	18/-
DW 3	—	15/-
DW 15	—	21/6

MULLARD BATTERY 2, 4 AND 6 VOLT VALVES

SCREEN GRID (Battery)

Type	Comparative Types	
PM 12A	—	21/-
PM 12V	—	21/-
PM 12	215SG	21/-
PM 14	A442, 410SG	21/-
PM 16	A642, 610SG	21/-

MISCELLANEOUS TRIODES (Battery)

Type	Comparative Types	
PM 1A	210 RC	15/-
PM 1HF	210 HF	15/-
PM 1HL	—	15/-
PM 1LF	A209, 210LF	15/-
PM 2DX	—	15/-
PM 1DG	—	24/-
PM 3	A409	15/-
PM 3DX	A415	15/-
PM 4B	610 RC	15/-
PM 5X	A609	15/-

POWER TRIODES (Battery)

Type	Comparative Types	
PM 2	220P	15/6
PM 2A	—	15/6
PM 202	—	15/6
PM 252	B205	18/6
PM 4	B406	15/6
PM 254	B405	18/6
PM 6	B605	15/6
PM 256	C603	18/6

PENTONES (Battery)

Type	Comparative Types	
PM 22A	—	21/-
PM 22	240PT	21/-
PM 24	B443	21/-
PM 26	615PT	21/-

MULLARD STANDARD 2½ VOLT A.C. TYPES

GROUP I.

PM 226 (A.C.3), Triode Amplifier, 1.5 volt Filament	13/-
PM 227, Triode Amplifier, 2.5 Volt Filament	13/-
PM 171A (AC4), Triode Power 5 Volt Filament	13/6
PM 245, Triode Power, 2.5 Volt Filament	14/-

GROUP II.

PM 224A, Screen Grid 2½ Volt Heater	15/6
PM 235, Var. Mu 2½ Volt Heater	15/6
PM 247, Penthode 2½ Volt Heater	15/6

GROUP III.

PM 55, Duplex Diode 2½ Volt Heater	15/6
PM 56, Triode 2½ Volt Heater	14/-
PM 57, Triple Grid 2½ Volt Heater	15/6
PM 58, Triple Grid (Super Control) 2½ Volt Heater	15/6
PM 59, Power Triode 2½ Volt Heater	17/-

RECTIFIERS

PM 280, Rectifier, 5 Volt Filament	12/6
PM 82, Mercury Vap. Rectifier, 2.5 Volt Filament	14/6

THE BEST 4-VOLT BATTERY VALVE EVER MADE

"Standard Telephones' Type P425."
Sold cheap because of UV type base.

NOW . . . 3/6

With suitable socket FREE!

Suitable for all Battery Sets; for 4-volt power valve in A.C. Sets; and Philips Valve in Half-wave Eliminators.

NATIONAL UNION VALVES

224A	15/6	1A6	18/-
227	13/-	41	16/-
230	14/-	42	16/-
231	14/-	43	17/-
232	16/-	45	14/-
233	17/6	46	14/-
234	17/6	47	15/6
235	15/6	49	15/6
236	16/-	55	15/6
237	14/6	56	14/-
239	16/6	57	15/6
2A3	32/-	58	15/6
2A5	17/-	59	17/-
2A6	17/6	75	16/6
2A7	18/6	77	16/6
2B7	18/-	78	16/6
6A7	18/6	280	12/6
6B7	18/-	82	14/6
5Z3	16/-	85	16/-
25Z5	17/-	89	16/-

PHILIPS VALVES

THE "GOLDEN RANGE" OF 4-VOLT

A.C. VALVES

E452T: Metal Clad Screen Grid	18/6
E445: Metal Clad Variable-Mu	18/6
E444: Metal Clad Diode Tetrode	19/6
E445: Metal Clad Variable-Mu	18/6
E443H: Penthode	18/6
E443N: Penthode	22/-
1561: Full-Wave Rectifier	15/-

ADDITIONAL 4-VOLT A.C. VALVES

E442: Screen Grid	18/6
E442S: Screen Grid Detector	18/6
E424: Special Detector (High Gain)	16/6
E406: Special Power	18/6
E409: Power	16/6
E438: Metal Clad Res. Coup.	16/6

THE "P.H." 2.5-VOLT A.C. VALVES

P.H.2A5: Power Penthode	17/-
P.H.2A6: Duplex Diode High Mu Triode	17/6
P.H.2A7: Pentagrid Converter	18/6
P.H.2B7: Duplex Diode Penthode	18/-
P.H.46: Power	14/-
P.H.55: Duplex Diode Triode	15/6
P.H.56: General Purpose and Oscillator	14/-
P.H.57: Screen Grid	15/6
P.H.58: Variable Mu Penthode	15/6
P.H.59: Triple Purpose Power	17/-
P.H.82: Full-Wave Rectified (Merc. Vap.)	14/6
P.H.224: Detector and Amplifier (S.G.)	15/6
P.H.224A: Detector and Amplifier (S.G.)	15/6
P.H.227: General Purpose	13/-
P.H.235: Variable-Mu (S.G.)	15/6
P.H.245: Power	14/-
P.H.247: Penthode	15/6
P.H.280: Full-Wave Rectifier (5V.)	12/6

THE "P.H." 2-VOLT D.C. VALVES

P.H.230: General Purpose	14/-
P.H.231: Power	14/-
P.H.232: Screen Grid	16/-
P.H.233: Penthode	17/6
P.H.234: Variable-Mu Penthode	17/6

HEAVY DUTY RECTIFYING VALVES

367: For 366 and 1369 Battery Chargers	30/-
1063: For 1064 Battery Charger	130/-
1029: For 1370 Battery Charger	50/-
1039: For 1371 Battery Charger	90/-
1326: For 1330 Battery Charger	25/-
1049: 25 Amps	170/-
1119: For 1020 Battery Charger	30/-
DC 1/50: For 2760/5 Amplifiers, Nett	90/-

RECTIFYING VALVES

P.H.280: Full-Wave, 125 mA. 2 x 350V.	12/6
P.H.281: Half-Wave, 110 mA. 750V.	26/-
P.H.82: Full-Wave, 125 mA. 2 x 500V.	14/6
1561: Full-Wave, 120 mA. 2 x 500V.	15/-
373: For Power Unit, Type 372	24/-
505: Half-Wave, 60 mA. 400V.	18/6
506: Full-Wave, 75 mA. 2 x 300V., for Philips 3002, 3003 and 3009 Power Units and Radioplayers	18/-
1002: For 1001 Battery Charger	17/6
328: For 327 Battery Charger	17/6
451: For 450 and 1453 Battery Chargers	17/6
1010: For 1009 and 1013 Battery Chargers	27/-
1018: For 1017 Trickle Charger	17/6
3006: For 3003 Power Units	9/-
1831: For Philips 2701 Amplifier	45/-

PENTHODE POWER VALVES

P.H.233: 2 volt	17/6
P.H.41: 6.3 volt	16/-
P.H.247: 2.5 volt	15/6
B443: 4 volt	21/-
C243: 2 volt	21/-
C443: 4 volt	22/-
C643: 6 volt	21/-
C243: 2.5 volt	21/-
E443H: 4 volt	18/6
E443N: 4 volt	22/-
F443: 4 volt, 550V.	39/6

STANDARD POWER VALVES

B403: 4 volts	18/6
B405: 4 volts	18/6
B406: 4 volts, Medium Power	15/6
B409: 4 volts, Medium Power	15/6
B406: 4 volts, High Power, 240V.	18/6
E406: 4 volts, High Power, 240V.	18/6
E408N: 4 volts, High Power, 550V.	55/-
B605: 6 volts	18/6
C603 (117A): 6 volts	13/6
C606: 6 volts, Medium Power, 250V.	17/6
P.H.250 (F704): 7.5 volts, Large Power, 450V.	32/-

STANDARD D.C. VALVES

A109: 1.3 volts, General Purpose	15/-
A209: 2 volts, General Purpose	15/-
B242: 2 volts, Screen Grid	21/-
A409: 4 volts, General Purpose	15/-
A415: 4 volts, Det. & Amp.	15/-
A425: 4 volts, Res. Coupling	15/-
A435: 4 volts, High Imp. R.F.	15/-
A442: 4 volts, Screen Grid	21/-
A609: 6 volts, General Purpose	15/-
A615: 6 volts, Detector and Amplifier	15/-
A630: 6 volts Res. Coupling	15/-
A635: 6 volts, High Imp. R.F.	15/-
A642: 6 volts, Screen Grid	21/-

THE "P.H." 6.3-VOLT VALVES

(Auto Radio or D.C. Mains)

P.H.85: Duplex Diode Triode	16/-
P.H.6F7: Triode Penthode	17/6
P.H.89: Triple Grid Power Amplifier	16/-
P.H.236: Screen Grid	16/-
P.H.237: General Purpose	14/6
P.H.238: Penthode	17/-
P.H.239: Variable-Mu Penthode	16/6
P.H.41: Penthode	16/-
P.H.79: Class B Twin Power	17/6

RESISTANCE LAMPS

329: For 327 Battery Charger	6/-
452: For 450 Battery Charger	6/-
1003: For 1001 Battery Charger	6/-
1011: For 1009 Battery Charger	12/-
1457: For 1453 Battery Charger	6/-

HEAVY DUTY RESISTANCE LAMPS


340: For 366 Battery Charger	15/-
1012: For 1025 Battery Charger	15/-
1331: For 1330 Battery Charger	12/6
1014: For 1013 Battery Charger	4/-

SPECIAL PURPOSE VALVES

A442K: Screen-Grid (Eng. Base only)	22/-
A442R: Screen-Grid (Eng. Base only)	22/-
A414K: Special Detector for 2802 Radioplayer	17/6
E414: Special Amplifier (Eng. Base only)	17/6
F215: 2.5 Volt Detector	27/6

LEVENSON'S GUARANTEE A CHEAPER PRICE FOR EVERYTHING IN RADIO

COSSOR VALVES



KINGS OF THE AIR

For 2-volt "A" Batteries.

		Filament Amps.	Anode Volts.	Impedance.	Amp. factor.	Price.
210 H.F.	H.F., Detector or L.F.	.1 amp.	75-150	20,000	20	15/-
210 L.F.	First L.F. Stage1 amp.	75-150	12,000	10	15/-
210 R.C.	R.C.C. or Detector1 amp.	75-150	50,000	36	15/-
215 P.	Normal Power Use15 amp.	75-150	4,000	9	15/6
220 P.A.	Normal Power Use . . .	0.2 amp.	150	4,000	16	15/6
230 X.P.	Extra Power3 amp.	75-150	1,500	4.5	18/6
215 S.G.	Screened Grid15 amp.	120-150	300,000	330	21/6
220 V.S.G.	Variable M.U. S. Grid	0.2 amp.	150	110,000	—	21/6
230 P.T.	Pentode3 amp.	100-180	20,000	40	21/6
220 H.P.T.	Pentode	0.2 amp.	150	—	—	21/6
240 B.	"B" Class Amplifier .	0.4 amp.	150	—	—	22/6
220 B.	"B" Class Amplifier .	0.2 amp.	150	—	—	22/6

For 4-volt "A" Batteries.

410 H.F.	H.F., Detector or L.F.	.1 amp.	75-150	20,000	20	15/-
410 L.F.	First L.F. Stage1 amp.	75-150	8,500	15	15/-
410 R.C.	R.C.C. or Detector1 amp.	75-150	60,000	40	15/-
410 P.	Normal Power Use1 amp.	75-150	4,000	8	15/6
415 X.P.	Extra Power15 amp.	75-150	1,500	4.5	18/6
425 X.P.	Super Power25 amp.	100-150	2,000	7	16/-
410 S.G.	Screened Grid1 amp.	120-150	200,000	200	21/6
415 P.T.	Pentode15 amp.	100-180	20,000	90	21/6

For 6-volt "A" Batteries.

610 H.F.	H.F., Detector or L.F.	.1 amp.	75-150	20,000	20	15/-
610 L.F.	First L.F. Stage1 amp.	75-150	7,500	15	15/-
610 R.C.	R.C.C. or Detector1 amp.	75-150	60,000	50	15/-
610 P.	Normal Power Use1 amp.	75-150	3,500	8	15/6
610 X.P.	Extra Power1 amp.	75-150	2,000	5	18/6
610 S.G.	Screened Grid1 amp.	120-150	200,000	200	21/6
625 P.	Super Power25 amp.	100-200	2,500	7	18/-
615 P.T.	Pentode15 amp.	100-200	20,000	90	21/6

Mains Valves.

4-volt Indirectly Heated Cathode. Heater Amps.

		Filament Amps.	Anode Volts.	Impedance.	Amp. Factor.	Price.
MS/Pen-A	Pentode H.F. or Detector . . .	1 amp.	200 max.	—	—	22/6
41 M.H.F.	H.F. or Detector	1 amp.	" "	14,000	32	16/6
41 M.L.F.	First L.F. Stage	1 amp.	" "	7,900	15	16/6
41 M.R.C.	R.C.C. or Detector	1 amp.	" "	20,000	35	16/6
41 M.P.	Normal Power Use	1 amp.	" "	5,000	13	16/6
41 M.X.P.	Extra Power	1 amp.	" "	2,000	6	20/-
M.V.S.G.	Variable M.U. S. Grid	1.0 amp.	" "	200,000	—	18/6
41 M.S.G.	Screened Grid	1 amp.	" "	400,000	1,000	18/6
M.S.G.-L.A.	Screen Grid	1 amp.	" "	200,000	750	18/6
MP/Pen	Pentode Power	1 amp.	250	—	—	22/6

American A.C. Replicas.

		Filament Volts.	Anode Volts.	Impedance.	Amp. Factor.	Price.
46C	Pentode	2.5	250	24,000	2.3	14/-
56C	Gen. Purposes	2.5	250	9,500	—	14/-
57C	Screen Grid	2.5	250	1,500,000	—	15/6
58C	Variable M.U. S. Grid	2.5	250	800,000	—	15/6
235C	Variable Mu Screened Grid	2.5	200	300,000	450	15/6
224C	Screen Grid	2.5	200	400,000	450	15/6
227C	General Purposes	2.5	180	8,000	3	13/-
245C	Power	2.5	250	1,900	3.5	14/-
247C	Pentode	2.5	250	—	—	15/6
171 A.C.	Power	5	180	2,200	3	13/6

Rectifying Valves

612 B.U.U.X.	Full Wave Rectifier, 6-volt	4 amp.	250	50 m.a.	20/-
612 B.U.A.	Full Wave Rectifier, 6-volt	4 amp.	250	50 m.a.	22/6
44 S.U.	Half Wave Rectifier, 4-volt	4 amp.	200	20 m.a.	22/6
280 C.	Full Wave Rectifier, 5-volt	2.0 amp.	300	125 m.a.	12/6

Cossor Valves are 100% British. They are the result of long and diligent research in the Cossor laboratories. They lead the world in Valve design. Put Cossors in every socket of your set. You can be certain then that you are getting the utmost your set is capable of providing.

Aust. Rep for A. C. Cossor Ltd., London:

C. D. MACLURCAN
26 JAMIESON STREET,
SYDNEY

KEN-RAD VALVES

90 (KR20), A.C. Double Grid Detector ..	16/-
92 (KR22), D.C. or A.C. Double Grid Detector	16/-
30, D.C. General Purpose	14/-
31, D.C. Power Amplifier	14/-
32, D.C. Screen Grid R.F. Amplifier	16/-
33, D.C. Power Pentode	17/6
34, D.C. Power Pentode	17/6
35, A.C. Variable Mu R.F. Pentode	15/6
36, A.C. Screen Grid R.F. Amplifier	16/-
37, D.C. or A.C. Detector-Amplifier	14/-
38, D.C. or A.C. Automotive Output Pentode	17/-
39, A.C. Super Control R.F. Amplifier	16/6
2A3, A.C. Power Amplifier Triode	32/-
2A5 (KR25), A.C. Power Amplifier Pentode	17/-
2A7, A.C. Duplex Diode Triode	17/6
2A7, A.C. Pentagrid Converter	18/6
2B7, A.C. Duplex Diode Pentode	18/-
6A4, D.C. or A.C. Power Amplifier Pentode	18/6
6A7, A.C. Pentagrid Converter	18/6
6B7, A.C. Duplex Diode Pentode	18/-
6F7, A.C. Triode Pentode Converter	17/6
80, A.C. Full Wave Rectifier	12/6
81, A.C. Half Wave Rectifier	26/-
82, A.C. Full Wave Rectifier	14/6
83, A.C. Full Wave Rectifier	15/-
84-6Z4, D.C. or A.C. Full Wave Rectifier	16/-
25Z5, D.C. or A.C. Full Wave Rectifier	17/-
5Z3, A.C. Full Wave Rectifier	16/-
1 (KR-1), D.C. or A.C. Half Wave Rectifier	15/6
7-V, D.C. or A.C. Half Wave Rectifier	15/6
112A, D.C. or A.C. Half Wave Rectifier	14/6
171A, D.C. or A.C. Power Amplifier	13/6
201A, D.C. General Purpose	13/-
210, A.C. Audio Amplifier	32/-
224A, A.C. Screen Grid R.F. Amplifier	17/-
226, A.C. Amplifier	13/-
227, A.C. General Purpose	13/-
KR5, D.C. Output Pentode	17/-
41, D.C. or A.C. Intermediate Power Amp. Pentode	16/-
42, D.C. or A.C. Power Pentode	16/-
43, D.C. or A.C. Power Pentode	17/-
44, A.C. Super Control R.F. Amp.	16/6
45, A.C. Power Amplifier	14/-
46, A.C. Amplifier	14/-
47, A.C. Power Pentode	15/6
48, D.C. or A.C. Power Amplifier Tetrode	26/-
49, D.C. Power Amplifier	15/6
250, A. C. Power amplifier	32/-
53, A.C. Class B Twin Power Amplifier	17/-
55, A.C. Duplex Diode Triode	15/6
56, A.C. Audio Amplifier	14/-
57, A.C. R.F. Amplifier Pentode	15/6
58, A.C. Variable Mu R.F. Pentode	15/6
59, A.C. Triple Purpose Amplifier	17/-
75, D.C. or A.C. Duplex Diode Triode	16/6
77, A.C. R.F. Amplifier Pentode	16/6
78, A.C. Variable Mu R.F. Pentode	16/6
79, A.C. Class B Twin Power Amplifier	17/6
85, D.C. or A.C. Duplex Triode	16/-
89, D.C. or A.C. Triple Grid Power Amplifier	16/-

RADIOTRON VALVES

BATTERY OPERATED 2.0 VOLT SERIES	
RCA1A6—Oscillator and Mixer	18/-
RCA19—Class B Twin Amplifier	17/-
RCA30—Detector and First Audio Stage	14/-
RCA31—Audio Amplifier	14/-
RCA32—Screened Grid Amplifier	16/-
RCA33—Audio Amplifier	17/6
RCA34—Screened Grid R.F. Amplifier Pentode	17/6
RCA—49Dual-Grid Power Amplifier	15/6
RCA864—Amplifier Detector (low micro- phonic design)	30/-
A.C. OPERATED 2.5 VOLT SERIES	
RCA24A—Screened Grid Detector and R.F. Amplifier	15/6
UX226—Amplifier	13/-
UV227—Detector Amplifier	13/-
RCA35—Super-Control Screened Grid R.F. Amplifier	15/6
RCA45—Power Amplifier (Medium)	14/-
RCA46—Dual Grid Power Amplifier	14/-
RCA47—Power Amplifier Pentode	15/6
RCA53—Class B Twin Amplifier	17/-
RCA55—Duplex-Diode Triode	15/6
RCA56—Super Triode Amplifier, Detector	14/-
RCA57—Triple-Grid Amplifier, Detector	15/6
RCA58—Triple-Grid Super-Control Amplifier	17/-
RCA59—Triple-Grid Power Amplifier	17/-
RCA2A3—Power Amplifier Triode	32/-
RCA2A5—Power Amplifier Pentode	17/-
RCA2A6—Duplex-Diode High-Mu Triode	17/6
RCA2A7—Pentagrid Converter	18/6
RCA2B7—Duplex-Diode Pentode	18/-
3.3 VOLT SERIES	
UV199—Detector Amplifier	20/-
UX199—Detector Amplifier	20/-
RCA22—Screened Grid R.F. Amplifier	18/-
UX120—Power Amplifier	26/6
5 VOLT SERIES	
UX112A—Amplifier Detector	14/6
UX201A—Detector Amplifier	13/-
UX71A—Power Amplifier	13/6
AUTOMOBILE OR D.C. OPERATED 6.3 VOLT SERIES	
RCA36—Screened Grid R.F. Amplifier	16/-
RCA37—Detector Amplifier	14/6
RCA38—Power Amplifier Pentode	17/-
RCA39—Super-Control R.F. Amplifier Pentode	16/6
RCA41—Power Amplifier Pentode	16/-
RCA42—Power Amplifier Pentode	16/-
RCA75—Duplex-Diode Triode (High-Mu)	16/6
RCA77—Triple-Grid Detector Amplifier	16/6
RCA78—Triple-Grid Super Control Amplifier	16/6
RCA79—Class B Twin Amplifier	17/6
RCA64A—Power Amplifier Pentode	18/6
RCA85—Duplex-Diode Triode	16/-
RCA89—Triple-Grid Power Amplifier	16/-
RCA6A7—Pentagrid Converter	18/6
RCA6B7—Duplex-Diode Pentode	18/-
6F7—Triode Pentode	17/6

LEVENSON'S GUARANTEE A CHEAPER PRICE FOR EVERYTHING IN RADIO



Your old radio set, regardless
of make, will take on new life
when you re-tube it with a
set of matched

NATIONAL UNION

RADIO TUBES



Send for Free
Catalogue to
our nearest
Office.

International
Radio Co. Ltd.

254 Castlereagh St., Sydney
403 Bourke St., Melbourne

*Brunswick Buildings, Queen St
Auckland, N.Z.*

A.C. OPERATED 7.5 VOLT SERIES

RCA10—Power Amplifier Oscillator	32/-
RCA50—Power Amplifier	32/-

25-30 VOLT D.C. OPERATED SERIES

RCA43—Power Amplifier Pentode (25v. heater)	17/-
RCA48—Power Amplifier Tetrode (30v. heater)	26/-

RECTIFIERS

RCAIV—Half-Wave (heater type 6.3v.) . .	15/6
RCA5Z3—Heavy-Duty Full Wave (5 volt)	16/-
RCA12Z3—Half-Wave (heater type 12.6v.)	16/-
RCA12Z3—Rectifier-doubler with uni-potential cathodes (25v.)	17/-
RCA80—Full Wave Rectifier (5 volt) . . .	12/6
RCA81—Half-Wave Rectifier (7.5 volt) . .	26/-
RCA82—Full Wave Mercury Vapour (2.5v.)	14/6
RCA83—Full Wave Mercury Vapour (heavy duty 5 volt)	15/-
RCA84—Full Wave Mercury Vapour (heater type 6.3v.)	16/-

REGULATORS

UX874—Voltage Regulator, operating 10.50 d.c. ma.	44/-
UV876—Current Regulator, operating 1.7 amps.	60/-
UV886—Current Regulator, operating 2.05 amps.	60/-

OSRAM VALVES

4-VOLT A.C. MAINS VALVES

MS4B: R.F. Screen Grid	18/6
MS4: R.F. Screen Grid	18/6
VMS4: Screen Grid Variable Mu	18/6
VMS4B: R.F. Screen Grid, Var. Mu High Gain	18/6
MH4: R.F. Amplifier or Detector	16/6
MHL4: R.F. or A.F. Amplifier or Detector	16/6
ML4: Small Power	16/6
MHD4: Double Diode Triode	21/6
PX4: Super Power	18/6
PT4: Pentode	21/-
MPT4: I.H.C. Pentode	21/-
P425: Super Power	16/-
PX25: Power Amp. Triode	40/-
PX25: Special Super Power	40/-
PT25: Power Pentode	55/6

D.C. MAIN VALVES

DSB: Screen Grid H.F. Amplifier	26/6
DS: Screen Grid H.F. Amplifier	26/6
VDSB: R.F. Screen Grid, Var. Mu High Gain	26/6
VDS: Screen Grid Variable Mu	26/6
DHD: Double Diode Triode	26/6
DH: H.F. and L.F. Amplifier and Detector	20/-
DL: L.F. Amplifier and Small Power	21/6
DPT: Penthode Power	26/6

2-VOLT BATTERY VALVES

S21: R.F. Screen Grid	23/-
S22: R.F. Screen Grid	23/-
VS2: Variable Mu Screen Grid	23/-
H2: High Mag. Non-microphonic Detector	14/-
H210: R.C.C.	14/-
HL210: R.F. Amplifier or Detector	14/-
HL2: Non-microphonic Detector and Amplifier	14/-
L210: 1st Stage Amplifier	14/-

LP2: Power Amplifier	16/6
L2: Last Stage Power	18/6
P215: Small Power	15/-
PT2: Penthode	23/-
P240: Super Power	18/6
B21: Power Amp. Class B	21/6
DG2: Frequency Changer for Superhets.	35/-

4-VOLT BATTERY VALVES

S410: R.F. Screen Grid	21/6
H410: R.C.C.	14/-
HL410: R.F. Amplifier or Detector	14/-
L410: General Purpose	14/-
P410: Small Power	15/-
P415: Super Power	16/6
P425: Super Power	16/-
PT425: Penthode	21/6

6-VOLT BATTERY VALVES

S610: Screen Grid	24/-
H610: R.C.C.	14/-
HL610: R.F. Amplifier or Detector	14/-
L610: General Purpose	14/-
P610: Small Power	16/6

A.C. or D.C. POWER VALVES

PS625: Super Power	20/-
P625A: Super Power	20/-
PT625: Power Penthode	24/-
PX4: Super Power	18/6
PT4: Penthode	21/-
PX25: I.H.C. Penthode	21/-
MPT4: Special Super Power 25w.	40/-
PX25: Power Amp. Triode	40/-
PT25: Special Super Penthode 25w.	55/6
LS5: Special Power 10w.	34/6
LS5A: Special Power 13.5w.	34/6
LS5B: Special Power	34/6
LS6A: Special Power 25w.	55/6

RECTIFIERS

U8: Full Wave	28/6
U10: Full Wave	16/6
U12: Full Wave	20/-
U14: Full Wave	21/6
GU1: Half Wave	55/6
80: Full Wave	12/6
82: Full Wave Mercury Vapour (2.5v.) . .	14/6
83: Full Wave Merc. Vap. (5.0v.) Heavy Duty	15/-
5Z3: Heavy Duty Full Wave 5.0v.)	16/-
25Z5: Voltage Doubler (25 volt)	17/-

EMPIRE SERIES (American Replicas)

224: R.F. Screen Grid	15/6
227: General Purpose	13/-
235: Screen Grid Variable Mu	15/6
245: Power Amplifier	14/-
247: Pentode	15/6
46: Dual Grid Power Amplifier	14/-
55: Double Diode Triode	15/6
56: Triode Amplifier or Detector	14/-
57: Triple Grid Amplifier and Detector . .	15/6
58: Triple Grid Super Control Amplifier . .	15/6
59: Triple Grid Power Amplifier	17/-
2A3: Triode Power Amplifier	32/-
2A5: Pentode Power Amplifier	17/-
2A6: Double Diode Triode High Mu	17/6
2A7: Pentagrid Converter	18/6
2B7: Double Diode Pentode	18/-

LEVENSON'S GUARANTEE A CHEAPER PRICE FOR EVERYTHING IN RADIO

OSRAM (CATKIN) VALVES

Type M.S4B—S. Grid Amplifier and Detector	20/-
V.MS4—"Variable Mu" S.G. High Frequency Amplifier	20/-
M.H4—H.F. and L.F. Amplifying and Detector Valve	17/6
M.PTA—Pentode Power Amplifying Valve U12—Rectifier (glass tube for use with above)	23/-
Bulldog (Feba) Valve Sockets for Catkin Valves, each	13/6
	9d.

Hot from our Mechanical Branch comes the New 1934 Electric Superhet. The

GOLDEN COMPANION 4-5 RADIO

A smart, reliable set. The Trade in general accepts it as the ideal model. You, too, can build it.

All Parts	£6 15 8
All Valves	£4 13 0
Cabinets from	£1 15 0
Jensen D17, £1/11/6; or Like a Flash, 25/-	

Ready built in Neat Console Cabinet, £14/18/8. Charts 6d. Free with Kits.

Special Valve Purchase and Clearance at extraordinary Low Prices. Well known

ENGLISH DU2

make of Valve, in original cartons — guaranteed tested and brand new.

The equivalent of Philips 506 Full Wave Rectifier, with English or UX base, 16/6.

NOW 7/6

RELIABLE ENGLISH VALVES

Standard Type	New and Tested.	
	Cur. List Price	Special Nett L.A.F. Price
55	15/6	9/9
56	14/-	9/-
57	15/6	9/9
58	15/6	10/-
59	17/-	10/9
80	12/6	8/3
2A5	17/-	10/6
2A7	18/6	11/9
2A3	32/-	21/-
2B7	18/-	11/3
224A	15/6	8/9
227	13/-	8/-
235	15/6	9/6
245	14/-	8/6
247	15/6	9/6

POSITIVELY NETT PRICES

ARCTURUS VALVES

Special New Type Valve Offer. New and Tested.

Stan'd Type	Arcturus Spec. Mark	Cur. List Price	Spec. nett L.A.F. Price
46	46	14/-	9/6
247	PZ	15/6	9/-
55	55	15/6	8/9
56	56	14/-	8/3
57	57	15/6	9/3
58	58	15/6	9/3
59	59	17/-	10/-
230	130	14/-	9/6
231	131	14/-	9/3
233	133	17/6	11/4
234	134	17/6	10/4
235	551	15/6	7/10
236	136	16/-	9/6
237	137	14/6	7/10
238	138	17/-	9/3
239	139	16/6	9/9
224A	124	15/6	7/10
227	127	13/-	7/3

POSITIVELY NETT PRICES



A WELL KNOWN RELIABLE MAKE OF
171A VALVE—6 VOLT POWER

Usually 15/-

NOW 12/6

New and Tested ——— For A.C. or D.C. Sets

VALVE CONVERSION ADAPTORS

LATEST TYPES

First Figure denotes Socket. Second the Plug

4 to 5 pin	5 to 6 pin	2/-
4 to 6 pin	6 to 4 pin	
5 to 4 pin	6 to 5 pin	
7 to 4 pin	6 to 6 pin	3/- each
7 to 6 pin	7 to 6 pin	2/6
6 to 7 pin	6 to 7 pin	

TO ORDER

5 to 7 pin 3/-
Other combinations to special order 3/-
Small 6 and 7 pin type will be available.

"REAL PHONES"

THE PAIR 45/-

For room to room conversation. Just like real phones. Worked with small 1½ volt battery. Simple instructions with each set, 2 sets of phones, etc. **WILL LAST A LIFETIME!**
ONLY 45/- THE LOT



LEVENSON'S can supply at a Better Price any wanted Electrical item, whether for Household use or Installation Purposes. . Electrical Contractors—Let us quote you for your next order!

-worth their weight in GOLD!

Page 214

EVERY grain in the structure of Philips Golden Valves is realised in better radio efficiency.

The Golden Range of valves are worth their weight in gold to the set owner who seeks a finer standard of performance.

In the matter of price, Golden Valves cost no more than ordinary types, so see that your set is equipped with these new valves.

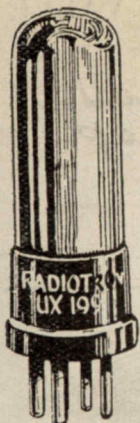
**E452T, 18/6d. E445, 18/6d. E444, 19/6d.
E455, 18/6d. E443H, 18/6d. E443N, 22/-
1561, 15/-.**



THE "GOLDEN RANGE"
INCLUDES THE MOST MODERN
SIX-PIN VALVE — THE E444.

PHILIPS

GOLDEN RANGE



**VALVE ODDMENTS AND
END OF LINES**

UV199	10/-
UX199	15/6

Odd makes.

**DEALERS AND SET
BUILDERS**

Write for our Special Wholesale Bargain List of Parts, Valves, etc.

MULLARD VALVES

Five-pin UY Base.
Equivalent to—
UY227 valve, 2.5 volt
English Make. Fully Tested.
PRICE 5/9 each

Oddments in High Grade
4 VOLT RECTIFIERS

UX or English Base. New
and Tested. Were 18/6
NOW 7/6



UNBOXED

**VALVE
BARGAINS**

All Thoroughly Tested
New and Tested.

UY227 valves, unboxed ..	3/6
UY224 " " ..	5/-
UX245 " " ..	6/-
UY247 " " ..	7/6



E415 valve equivalents	5/9
4 volt Electric 5-pin valves, Screened Grid	7/6
2 volt Battery Screened Grid valves .. .	7/6
All types of Battery Valves, 2, 4 or 6 volt	11/6
Philips 2-volt Screen Grid Battery Valves	10/6

Whilst they last!

A well known and trusted make of 280 valves in original cartons. Sold with a positive test, each 8/3

2 Volt Screen Grid Osram Battery Valves
UX Base 21/-. Now 9/6
Whilst they last. This line cannot be repeated.
Rush Your Order.

PHILIPS B242—2 volt Screen Grid Battery
Valves, 21/-. NOW 10/6
A limited number only and cannot be repeated at
this Price. BRAND NEW!

L.A.F., MSG41 4 Volts are equivalent to
E442 7/6
Osram ML4 4 Volt A.C. General Purpose
equivalent to E409 7/6

**THE "LIKE A FLASH" VALVE
AND SET TESTER**

For Electrically Operated Sets.
The Parts, including Leatherette Carry-case,
cost £5/16/8.
£1 extra if we assemble it.
Blue prints and all instructions, 1/-
Free with Kit.

PUROTRON 235 and 224 A.C. Valves .. 7/6

"LIKE A FLASH" VALVES

Sold with a Thorough Test

Type V 34	10/4
Type V 55	8/3
Type V 56	8/3
Type V 57	9/3
Type V 58	9/3
Type V 59	10/-
Type V 232	13/9
Type V 233	11/4
Type V 245	10/6
Type V 247	9/-
Type V 280	8/3

POSITIVELY NETT PRICES

Philips Type 4-volt A.C. Valves, E415,
E409 9/6
Unboxed but guaranteed perfect.

OSRAM VALVES

TYPES MHL4 and MH4

Equivalent to Philips E415, E435, E424, E438	7/6
DU2 Mullard Valve, equivalent to 506 Philips	7/6
ML4, equivalent to Philips E409 .. .	7/6
Mullard 102T, equivalent to UY227 .. .	5/9

"LIKE A FLASH"

Fully Tested. Guaranteed Valves.

UY224 7/6	UX245 10/6
UY235 7/6	UX247 10/6
UY227 5/9	UX280 9/6

4 and 6 volt Battery Valves, each, unboxed 7/6
4 volt A.C. valves, General Purpose,
Special Detector, Screened Grid, Now 7/6
280 Valves, well known English make .. 8/3
Types UX 226 and 227. PRICE, each .. 5/9

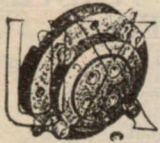
2.5 AND 4 VOLT A.C. VALVES

General Purpose A.C. Valves. Now only .. 5/9
4 volt Battery valve, with socket to fit.
Were 20/-. Now 3/6

VALVE SOCKETS

FOR EVERY MAKE OF VALVE AT
LEVENSON'S

Aluminium Standard U.V. Sockets, will fit any 44-pin valve 1/-



BAKELITE SPRING SOCKETS With Terminals To fit

English Base **2/3**
UX Base **2/3**

AMSCO FLOATING VALVE SOCKETS ..

UX Base, Shock Absorbing, each 2/3

Racophone Valve Sockets UX type 4 pin .. 1/-
Racophone Valve Sockets UX type 5 pin .. 1/-
Racophone Valve Sockets UX type 6 pin .. 1/3
Racophone Valve Shield with Base .. 1/3
6 pin type .. 1/6
Shield Base only .. 6d.

PEERLESS VALVE SOCKETS

A reversible socket suitable for sub-panel or top of panel mounting, with heavy gauge positive contact, adequately spaced and firmly fixed, without eyelets, etc., two hole mounting.

Prices: 4, 5 and 6 pin 1/-
Prices: 7 pin, and 7 special pin 1/3

UV199 Type Valve Sockets 1/6
Standard 201A Type Valve Sockets 1/-
3 Gang Standard 201A Type Valve Sockets, Originally 15/- NOW 3/-

Kenrad Valve Sockets, Wafer Type, 4, 5 and 6 pin, each 7d.
7 pin, each 8d.
English 4-Pin Wafer Sockets 6d.
Pilot Sub-panel UX Valve Sockets, 1/6. Now 1/-
Frost Radio UV199 Type Bakelite Valve Sockets, each 1/6

WAFER TYPE SOCKETS

FOR ENGLISH VALVES. UX OR UY BASE.
4d. each 2/6 dozen

415, 409, 405, 615, 609, 605 Type Battery Valves. New and Tested. Best Known Makers. Now 11/6

Double Pole D.T. Toggle or Rotary Switch. not illustrated. 1 hole mount 3/6
Special Price to Traders or Manufacturers in Quantity Lots.

MOULDED BAKELITE VALVE SOCKETS



a genuine snap-

Suitable for either sub-panel or baseboard mounting.


UX 1/- 6 pin 1/-
UY 1/- 7 pin 1/3

"Like a Flash"
English made
5-PIN

UY SOCKETS
2/3

With Terminals.
First Quality
Bakelite

NOW 2/3



BALANCED SOCKETS

3 FOR  2/6

THREE FOR 2/6
PILOT 5-PIN SUB-PANEL SOCKETS

On Bakelite, usually 2/9

NOW 1/-

A perfect push type balanced valve socket. The valve pins fit easily into the socket, and are gripped tightly, thus ensuring positive contact. All microphonic noises are entirely eliminated. Balanced Socket Socket Type 524 Price 3/3

TESTING PRONGS

Every amateur should have a pair.
Price, per pair . . . 3/6

Peerless Valve Sockets
A reversible socket suitable for sub-panel or top of panel mounting, with heavy gauge positive contact, adequately spaced and firmly fixed, without eyelets, etc., two hole mounting.
Prices—
4 and 5 pin 1/-



WAFER SOCKETS

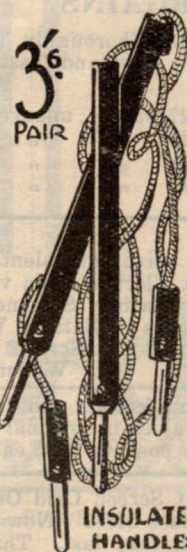
Perfect Contacts
4 Pin and 5 Pin.
4d. each . . . 2/6 dozen
Or English

WAFER SOCKETS KREISLER 5-PIN

Dozen 3/-
Each 4d.

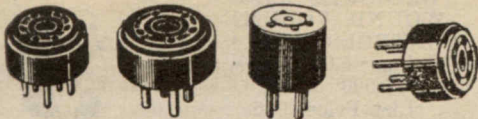
2d.  2d.

Screened Grid Valve Caps 2d. each



INSULATED HANDLES

LEVENSON'S GUARANTEE A CHEAPER PRICE FOR EVERYTHING IN RADIO



Bakelite Valve Conversion ADAPTORS 2/- each


- UX to 5 Pin UY UY to 6 Pin
- UX to 6 Pin UY to UX
- 6 Pin to UY 6 Pin to UY

ADAPTORS TO CONVERT—
 UX to English 2/-
 English to UX 2/3

With these devices valve changes can be made and chassis brought up to date without the necessity of internal wiring alterations, etc., etc. Particularly adaptable for test sets, valve analysers, etc., etc.

VALVE AND COIL CANS

- 57 Valve Lighthouse type
 - Valve Cans 4½ x 2in. 10d.
 - Coil Cans 8d.
 - Standard Coil Cans 9d.
 - 236 type Valve Cans, with Bayonet type Bottom 1/-
 - Small Valve Coil Cans with lid 1/-
 - Valve Cans for 35 type, 4½ x 2½ins. 9d.
 - Coil Cans, 4 x 2½ins. 9d.
- Special Price in Lots to suit Dealers or Manufacturers.



Q
 When a Hen lays an egg she tells the world! She has accomplished something and she feels pleased about it all. **WHY NOT?**
LEVENSON'S RADIO will tell the world of its accomplishment because they too have something to tell about. Before Levenson's introduced to the public the **ALL STATION CRYSTAL SET**, crystal set devotees were satisfied with what they had. But now we have disturbed their peace of mind by introducing the **ALL STATION CRYSTAL SET**—It's a Winner and a Wonder—and you can build it inside **ONE HOUR**.
 All the Parts cost only 28/6. Send 6d. to us for Assembly Chart.
 Set Ready-Built in Cabinet 45/-

Boy's Miniature Electric Motors, 2/6

Complete Set of Parts and full instructions for building this Electric Motor. Attractively boxed. Build it yourself—it is quite simple, and gives more pleasure than any other present.

Can be run off your 4 or 6 volt Car or Radio Battery.

Teaches more in 30 minutes than hours of study. Will work Meccano Sets and other mechanical toys.

VELOCITY MICROPHONE

Known as a "Ribbon Type Mike." Complete in well finished crystalline bronze case. Requires a pre-amplifier. 100% Service.

25/- each
 Circuit supplied with mike if desired.



KEEN-KUT KIT PRICES

For "Wireless Weekly" Xmas, 1933, Featured Radio Receivers

The Reaction 3 A.C. Receiver

- Kit of Parts £3 10 7
 - Valves £1 17 7
 - Dynamic Speaker £1 6 3
- If we Assemble, 50/- extra.

The Midget Superhet. A.C. Receiver

- Measures 9in. long; 5¼in. wide; 8in. high.
- Kit of Parts £3 18 8
 - All Valves £3 3 7
 - Dynamic Midget Speaker 19 6
- If we Assemble, 50/- extra.

The All-Wave 5-6 A.C. Superhet.

- Features in "Wireless Weekly" 10/11/33
- All Parts £7 3 4
 - All Valves £3 12 0
 - Dynamic Speaker £1 4 6
- £3 Extra for us to Assemble.

The Standard All-Wave 11-Valve A.C. Radio

- All Parts £13 5 0
 - All Valves £6 16 9
 - Dynamic Speaker £2 10 0
- £22 11 9
 £4 extra if we Assemble.

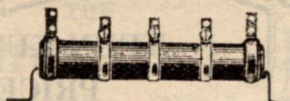
The De Luxe All-Wave 9-Valve All Electric Radio Receiver

- All Parts £12 7 1
 - All Valves £7 2 0
 - Dual Dynamic Speakers £3 4 0
- £22 13 1
 Our Charge to Assemble is £5

The International All-Wave 7-Valve All Electric Superhet.

- All Parts £7 13 11
 - All Valves £4 4 5
 - Dynamic Speaker £2 10 0
- Price for Assembling £5/10/- extra


VOLTAGE DIVIDERS



RADIOKES VOLTAGE DIVIDERS

S.D. 129 Standard Voltage Divider (fixed). Total Resistance in ohms 12,900. Overall length 6in. Tapped at 180, 135, 90 and 45 volts. Bleed Current at 180 volts 14½ m.a.; at 120 volts 12 m.g. Will carry a overload up to 25 m.a. 7/6. NOW 3/-

"LIKE-A-FLASH" VOLTAGE DIVIDERS



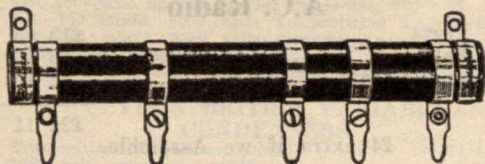
ANY VOLTAGE DIVIDER

Any Special Voltage Divider made up to 20,000 ohms and tapped. Price . . . 5/-

WITH ADJUSTABLE CLIPS

LIKE-A-FLASH VOLTAGE DIVIDERS

15,000	2/6
25,000	3/3
20,000 Carbon Type Voltage Dividers. Adjustable Clips, 6/9.	NOW 1/9
R.C.S. Voltage Dividers, 15,000	2/10
R.C.S. Voltage Dividers, 25,000	4/4



Beldas Voltage Dividers, 12,000v. .50 m.a.	2/10
Beldas Voltage Dividers, 15,000v. .50 m.a.	2/10
Beldas Voltage Dividers, 20,000v. .50 m.a.	4/3
Beldas Voltage Dividers, 25,000v. .50 m.a.	4/11

R.C.S. VOLTAGE DIVIDERS


50 MA.

9,000 ohm	2/8
18,000 ohm	3/4
15,000 ohm, 5 inches, 2 clips	2/10
25,000 ohm, 7½ inches, 3 clips	4/4


VARIABLE VOLUME CONTROLS

0-15,000 ohms	4/6
0-200,000 ohms	4/6
0-500,000 ohms	4/6
Wire Wound, 5,000 and 10,000 ohms, 3/3 &	3/9

RADIOKES WIRE WOUND VOLUME CONTROLS . . . 4/6
 1,000 ohms; 5,000 ohms, and 10,000 ohms.
 List Price, 9/6
 15,000 ohms . . 5/6
 NOW 4/6



MACLURCAN TONE PURIFIER



Eliminates distortion from your reception. Allows music and speech to be reproduced without any trace of distortion. Were 35/-.

NOW 6/6



"LIKE A FLASH" TYPE SX WIRE WOUND VOLUME CONTROLS

Potentiometer Type Moulded Bakelite, long shaft.

5,000 ohms	3/3
10,000 ohms	3/3
With Knob to match.	6d. each

CHANCERY POTENTIOMETERS

25,000	50,000	100,000	6/6
250,000	500,000		

COMPEL YOUR RADIO TO GIVE BETTER RESULTS BY HOOKING IT UP TO . . .

ADMIRALTY AERIAL WIRE

Unaffected by Gales, Hurricanes or Tempests! Provides that selectivity so necessary to ensure loud and clear reception under modern Broadcasting conditions. Heavy Rubber Insulation.

Stranded Special Copper Alloy Wires.

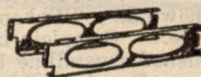
PER YARD 10d.

COLOURED VULCANISED RUBBER CONNECTING WIRE, COPPER STRANDED

Easily bared for quick connection. Gives to your set a distinctive tradesmanlike finish.

Supplied in Three Colours

3d. per yard — dozen yards 2/9



RADIOKES SUB PANEL BRACKETS

Pair 1/-

"Crown" New Type Potentiometer

Wire Wound. 2,500, 5,000, and 10,000 ohms. 3/9 Wound on Tube in Bakelite Case 3/9

LEVENSON'S GUARANTEE A CHEAPER PRICE FOR EVERYTHING IN RADIO



BELDEN HOOK-UP WIRE
Radio Assembly Wire

Silk covered, single stranded, tinned copper. Push back quality.

Usually 6d. per yard.

NOW: 3d. Yard or 2/6 Dozen

"STAYPUT" CONNECTING WIRE (6 colours)

10/010, 25 feet Coils	1/-
10/010, 100 feet Coils	3/11
16/010, 25 feet Coils	1/6
16/010, 100 feet Reels	5/6

"RAPID" ASSEMBLY WIRE (several colours)
"PUSH BACK" INSULATION

10/010, 25 feet Coils	2/6
10/010, 100 feet Coils	8/-

DE JUR STRANDED INSULATED ACID PROOF HOOK-UP WIRE

60 inch length 9d.

Green, Blue, Black, Brown, Yellow or Red.



HOLLOW COPPER SHIELDING BRAID

For Wire up to 1/4 in. diameter, per yard	6d.
For Wire up to 1/2 in. diameter, per yard	2/-
For Wire up to 3/4 in. diameter, per yard	3/-




40 gauge enamelled English Wire. Special price in 1-lb coils, per lb.

	5/-
--	-----

DOUBLE FLEX

23/36 double wiring flex for A.C. mains, etc. Twisted flex. Price per yard, 4d. gauge flex (two leads under one cover) for power



Twin Circular Electric Power or Lighting Flex. 2 wires in fabric and rubber insulated covering, yard 6d.

BELL WIRES, Enamelled, D.C. and Paraffined

1/.029, Single Core, per 100 yards	6/6
1/036, Single Core, per 100 yards	7/6
1/036, Twin, Twist, per 100 yards	16/-
1/036, Twin, Lead Covered per 100 yards	55/-
Per yard	8d.


BELL WIRES, I.R., D.C.C. and Paraffined

1.029, Single Core, per 100 yards	6/6
1/.036, Single Core, per 100 yards	7/6
1/.044, Single Core, per 100 yards	9/6
Per 100 feet	3/6
Baby double flex for carrying small current various colours, per yard	3d.
Beldin Silk covered push back hook up wire assorted colours, per yard	3d.
6-way Cable with lugs	2/9
6-way Cables tinned ends	2/3
7-way Cables, lugs and tinned ends	3/-
7-way Cables with lugs	3/3
7-way Cables with "A" battery clips	3/9
8-way Cables continuous length, yard	1/6



Fabric Covered Battery Wire
Various colours. Yellow, Black, Red.

Yard	3d.
Dozen Yards	2/9



Double Fabric Covered Speaker Cord, yard Strong and Sturdy. 6d.

LITZ COIL WIRE



15 strands of 38 gauge, Enamelled Wire, cotton covered. 1/2 lb. coil, 194 yards. Usual price 21/-
Now, per 1/2 lb. coil 2/-

"POLICE PATROL"

ULTRA-SUPER AERIAL
AT LAST A REAL AERIAL

All tinned copper strands, rubber insulated and Fabric Braid covering

50 Feet	2/6	80 Feet	3/9
		100 Feet	5/-

Louder, sharper, purer reception and longer distance. Replace your old steel aerial now.


"LIKE-A-FLASH" ENGLISH COPPER WINDING WIRES

All Standard Wire Gauges

Gauge S.W.G.	Diam. in ins.	Double Cotton Covered		Double Silk Covered		Enamelled				Tinned Copper		
		1lb. reels	4oz. reels	1lb. reels	4oz. reels	1lb. reels	8oz. reels	4oz. reels	2oz. reels	1lb. reels	8oz. reels	4oz. reels
14	.08	3/-	1/-	—	—	2/11	1/8	—	—	2/8	—	—
16	.064	3/3	1/1	4/6	1/6	2/11	1/8	11d.	—	2/8	—	1/-
18	.048	3/8	1/2	4/11	1/7	2/11	1/8	11d.	—	2/9	—	1/1
20	.036	3/11	1/3	5/3	1/8	2/11	1/8	11d.	—	2/11	—	1/2
22	.028	4/5	1/4	6/5	1/10	3/-	1/9	1/-	—	3/-	—	1/3
24	.022	4/11	1/5	7/2	2/-	3/-	1/9	1/-	—	3/3	1/11	1/4
26	.018	5/8	1/8	8/3	2/3	3/1	1/11	1/1	—	3/6	2/1	1/4
28	.0148	6/8	1/11	9/-	2/5	3/2	1/11	1/1	—	4/2	2/3	1/5
30	.0124	—	2/7	10/-	2/10	3/8	2/-	1/2	8d.	4/6	—	1/6
32	.0108	—	3/-	—	3/3	4/-	2/3	1/3	9d.	5/3	2/7	1/6
34	.0092	—	3/5	—	4/2	4/5	2/5	1/5	10d.	—	—	1/6
36	.0076	—	3/9	—	4/6	4/9	2/7	1/6	11d.	—	—	1/9
38	.006	—	4/2	—	6/-	5/3	3/-	1/9	1/-	—	—	1/11
40	.0048	—	5/8	—	7/6	5/8	—	1/11	1/2	—	—	2/3
42	.0040	—	—	—	—	7/4	—	—	1/6	—	—	—
44	.0032	—	—	—	—	—	5/3	3/-	2/-	—	—	—
46	.0024	—	—	—	—	—	10/3	—	3/-	—	—	—
48	.0016	—	—	—	—	—	—	—	11/3	—	—	—

Generous Discount for Quantities and Prices of Special Gauges on Application.

COIL WINDING WIRES



See Table above for Prices.

"Like a Flash" Variocoupler Mounts and fittings, with Bakelite knobs 2/3

Porcelain connectors for joining wires. Single or double, each 3d.

Rubber covered hook-up or Battery flex, Stranded Wire, per yard 3d.
Dozen yards 2/6

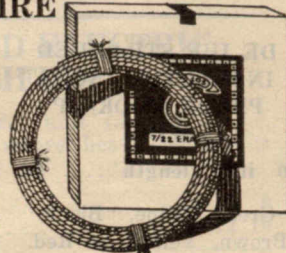
Let us quote you for any article you may be requiring from our Trade-in Department . . . and remember . . . Every Article is Reconditioned and in a perfect state for immediate use.

FRIED HOOK-UP WIRE.



Various Colours. Fabric Covered. The new popular Assembly Wire. 3d. yard; 2/6 dozen yards

INSULATED SINGLE HOOK UP WIRE



Yellow, White, Black, Blue, Red, per yard 4d.

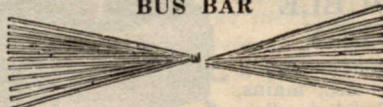
Pigtails with loop solder lug ends, 3in., 6in. and 9in. long, price each now 1d.

SPEAKER OR BATTERY CABLES

4 way with 4 Pin Plug, 1 yard length 2/9
Sockets, extra 9d.
5 way with 5 Pin Plug, 1 yard length 3/3
Sockets, extra 9d.

Banana Plugs and Sockets—variety of colours. Plugs 3d.
Sockets 3d.

BUS BAR



Bus Bar, round or square, dozen 10d.
Insulated Bus Bar 10ft. coil. Assorted colours 9d.
22 gauge Tinned Copper Bus Bar, 1-lb. Reels 3/3
Coils of tinned copper bare Professional Hook-up wire 1/-

LEVENSON'S GUARANTEE A CHEAPER PRICE FOR EVERYTHING IN RADIO

HOOK UP WIRES

Rubber covered hook up stranded wire price per yard	2d.
De Jur insulated hook up stranded wire 6 colours. 5 feet coils	9d.
Fabric coloured standard hook-up Fry wire 4 colours, per yard	3d.
per dozen yards	2/8

6-way Acid Proof Battery Cables. Each a different coloured insulation. Complete with solder lugs attached, 5/6. NOW	2/9
---	-----

Acid Proof Battery Lead Wires. 6 assorted colours. 60in. lengths, each	9d.
--	-----

EUREKA (Advance) WIRE—

	D.S.C.	Enamelled
36 S.W.G.	47/9 lb.	30/9 lb.
	3/- oz.	1/11 oz.
38 S.W.G.	70/1 lb.	38/3 lb.
	4/5 oz.	2/5 oz.
40 S.W.G.	79/8 lb.	43/2 lb.
	5/- oz.	2/8 oz.
42 S.W.G.	104/- lb.	68/1 lb.
	6/6 oz.	4/3 oz.
44 S.W.G.	167/4 lb.	97/3 lb.
	10/6 oz.	6/1 oz.
46 S.W.G.	30/7 lb.	162/7 lb.
	18/11 oz.	10/2 oz.

Red Rope Paper used for making dynamic speaker cones, per lb. 2/6

OXIDISED NICHROME RESISTANCE WIRE

No. 38, B. and S. Equivalent No. 2 S.W.G.
39 ohms per foot, 75 m.a. 4oz. nett
per reel. 12/-

NICHROME	Bare	Enamelled
30 B. & S. = 33 S.W.G.	55/10 lb.	—
	3/6 oz.	—
31 B. & A. = 34 S.W.G.	60/8 lb.	—
	3/10 oz.	—
32 B. & A. = 36 S.W.G.	63/6 lb.	—
	4/- oz.	—
34 B. & A. = 38 S.W.G.	63/9 lb.	75/- lb.
	4/- oz.	3/8 oz.
36 B. & A. = 40 S.W.G.	70/1 lb.	79/8 lb.
	4/5 oz.	5/- oz.
38 B. & A. = 42 S.W.G.	105/1 lb.	124/5 lb.
	6/7 oz.	7/9 oz.
39 B. & A. = 43 S.W.G.	—	159/5 lb.
	—	10/- oz.
40 B. & A. = 44 S.W.G.	169/- lb.	178/6 lb.
	10/7 oz.	11/2 oz.
41 B. & A. = 45 S.W.G.	188/- lb.	204/- lb.
	11/9 oz.	12/9 oz.
42 B. & A. = 46 S.W.G.	210/4 lb.	225/1 lb.
	13/2 oz.	14/1 oz.
43 B. & A. = 47 S.W.G.	24/- oz.	—

AERIAL WIRE

Like a Flash Insulated Stranded Wire, 80ft	2/6
Phosphor Bronze Multi-strand wire, 100ft.	2/6
3/20 Copper Wire, 80ft.	2/6

BELL WIRES

Assorted colours. India rubber, D.C.C., and Parafined. 100 yards.	
.028—Standard Finish	6/6
.036—Standard Finish	7/6
.044—Standard Finish	8/9

ENAMEL D.C.C. AND PARAFINED

.028—Standard Finish	4/-
.036—Standard Finish	5/-
.044—Standard Finish	6/6
.036—Enamel D.C.C. & P. twin lead covered	31/6
.028—Enamel D.C.C. & P. twin lead covered	28/-

HENLEY LEAD-IN OR BATTERY CORD

Standard Medium Insulation Vulcanised Rubber Flexible Lead-in or Battery Cord, per yard	3d.
Per dozen yards	2/6

VARIOUS COLOURS

LEWCOS BATTERY CABLES

4-way, Blue and White, per yard	1/-
5-way, Blue and White, per yard	1/3
7-way, Blue and White, per yard	1/6
8-way, Blue and White, per yard	1/6

"CONNECT-UP" WITH "LEWCOS"

RADIO WIRES AND FLEXIBLES

GLAZITE (RIGID)

18 S.W.G., 10 feet Coils (6 colours) 9d.

GLAZITE FLEXIBLE (6 colours)

7/016, 25 feet Coils 2/-

"STAYPUT" CONNECTING WIRE (6 colours)

10/010, 25 feet Coils 1/-

16/010, 25 feet Coils 1/6

"RAPID" ASSEMBLY WIRE (several colours),

"PUSH BACK" INSULATION

10/010, 25 feet Coils 2/6

SCREENED "RAPID" ASSEMBLY WIRE

10/010, per yard 9d.

HOLLOW COPPER SHIELDING BRAID

For Wire up to 1/8 in. diameter, per yard 6d.

For Wire up to 1/4 in. diameter, per yard 2/-

For wire up to 3/8 in. diameter, per yard 3/-

MULTIWAY BATTERY CABLE

(14/0076 Conductor)

4-way, Blue and White, per yard 11d.

5-way, Blue and White, per yard 1/-

7-way, Blue and White, per yard 1/3

8-way, Blue and White, per yard 1/6

LOUD SPEAKER CORDS

5 feet, each 1/5

10 feet, each 1/11

20 feet, each 2/11

HEADPHONE CORDS

5 feet, each 2/6

TWIN FLAT ART SILK SPEAKER CORD

Type L.S.7, Maroon, per yard 7d.

When ordering by mail be sure to specify "LEWCOS"

**"LEWCOS" HOOK-UP WIRES,
SCREENING BRAID, ETC.**

GLAZITE RIGID

18 S.W.G., 10 feet coils (6 colours) 9d.




GLAZITE, FLEXIBLE (6 Colours)

7/016, 25 feet Coils 2/-
7/016, 25 yard Reels 6/-

**LEWCOS "STAYPUT" RADIO
ASSEMBLING WIRE**

(6 Colours)



10/010, 100 feet Coils 3/11
16/010, 25 feet Coils 1/6
16/010, 100 feet Reels 5/6

**"RAPID" ASSEMBLY WIRE (several colours)
"PUSH BACK" INSULATION**

10/010, 24 feet Coils 2/6
10/010, 100 feet Coils 8/-

SCREENED "RAPID" ASSEMBLY WIRE

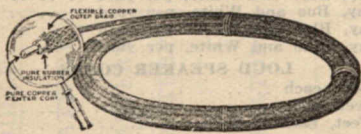
10/010, 100 feet Reels, per yard 9d.

HOLLOW COPPER SHIELDING BRAID

For Wire up to 1/4 in. diameter, per yard . . 6d.
For Wire up to 3/16 in. diameter, per yard . . 2/-
For wire up to 1/8 in diameter, per yard . . 3/-

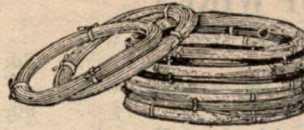
CHROMAX HOOK-UP WIRE—Single Strand:

Black, Red. 10ft lengths 9d.



SPAGHETTI COVERING—

For bare hook-up wire. Various colours.
Approx. 38 inches, per length 3d.
Per dozen lengths 2/9



20ft. Coils of Highly
Insulated
HOOK-UP WIRE
Stranded, Flexible.
Various bright
Colours.
NOW 2/9

**Wires of All Descriptions for All
Radio Purposes.**


Aerial Wires— See Aerial Equipment.
2-colour Battery Flex, single, yard . . . 3d.
Twin Wire Joiners, Porcelain, each . . . 3d.
Wire Joiners, Plug-in type, Bakelite, 1/- & 1/6
Speaker Cord, double, yard 6d.
Lead cover single wire, yard 6d.
Insulated Staples, doz 3d.
Box of 100 1/6
BUS WIRE—Round or Square, per dozen 10d.

16 gauge Tinned Copper hook-up wire, lb. 2/8
18 gauge Tinned Copper hook-up wire, lb. 2/9
20 gauge Tinned Copper hook-up wire, lb. 2/11
Tinned copper hook-up wire, 22 gauge, 4
oz. coil 1/3
Single Strand Tinned Copper Hook-up
Wire. Well insulated with a variety
of different colours, per yard . . . 3d.

WIRE JOINERS

For Phone or Speaker Cords. Pins fit in both ends.
In Moulded Bakelite, each, 1/- and . . . 1/6
Non-solder Tips, pair 6d.
For Phone or Speaker Cords.

At your Service!



Our Merchandise, Low Prices, Service and Guarantee, have earned us the largest Mail Order patronage in Australia. This service must therefore be perfectly satisfactory to warrant such valuable Patronage! Permit us to serve you! Mail your order NOW!

We guarantee that all our goods are illustrated and described accurately. Should you be displeased with any of our merchandise, please return same within five days of its receipt for prompt exchange.

LEVENSON'S GUARANTEE A CHEAPER PRICE FOR EVERYTHING IN RADIO

ACTIVE LIST

2 J.L. — LEVENSON'S SERVICE

Short-Wave Stations of the World*

Wavelength Metres	Call Sign	Location	Australian Eastern Standard Time
19.63	DJB	Zeeson, Germany	Midnight—3 a.m.
19.68	FYA	Paris	11 p.m.—2 a.m.
19.68	KEL	California	10.30 a.m.—mid-day.
19.7	W8XK	Pittsburgh	10 p.m.—8.30 a.m.
23.2	Radio Moroc.	Rabat, Morocco	7 a.m.—8 a.m.
25.0	Medan Calling	Medan	9 p.m.—10 p.m.
25.3	GSE	Daventry	12.30 a.m.—2.30 a.m.
25.4	I2RO	Rome	3 a.m.—6.30 a.m.
25.5	XDA	Mexico	7 a.m.—8.30 a.m.
25.5	GSD	Daventry	7.30 a.m.—9.30 p.m.
25.63	FYA	Paris	7 a.m.—9 a.m.
29.0	DIQ	Berlin	1 a.m.—3 a.m.
30.24	EAQ	Madrid	Sun. 6 a.m.—10.30 a.m.
31.28	VK2ME	Sydney	Sun. 4 p.m.—6 p.m. 8.30 p.m.—12 midnight. Mon. 5.30 a.m.—7.30 a.m. 12.30 a.m.—2 a.m.
31.3	GSC	Daventry	12.30 a.m.—2.30 a.m.
31.35	W1XAZ	Springfield, Mas.	7 a.m.—8.30 a.m. 10 p.m.—11.30 p.m.
31.38	DJA	Zeeson	6 a.m.—7 a.m.
31.48	W2XAF	Schenectady	7 a.m.—9 a.m. 9.30 p.m.—10.30 p.m. Irregular.
31.5	GSB	Daventry	7.30 p.m.—9.30 p.m.
31.55	VK3ME	Melbourne	Wed. and Sat., 7.30 p.m.—9.30 p.m.
31.8	PLY	Bandoeng	9 p.m.
32.2	Radio Moroc.	Rabat, Morocco	6 a.m.—8 a.m. Monday.
36.9	PLJ		8 p.m.—8.35 p.m.
39.0	In Chinese	China	10 p.m.—11 p.m. Jammed by a Jap. at present.
45.35	REN	Moscow	2.30 a.m.—8 a.m.
46.67	VE9BY	Ontario	12.30 p.m.—1.30 a.m.
48.2	I2RO	Rome	2 a.m.
48.8	VE9CL	Winnipeg	10 a.m.—12.30 p.m.
49.4	W9XAA	Chicago	Noon—3 p.m. Sunday
49.5	VE9C8	Vancouver	Irregular.
49.5	W8XAL	Cincinnati	9 p.m.—10 p.m.
49.5	VQ7LO	Nairobi, S. Africa	2—3 a.m. 6.30—7.30 a.m.
49.8	XEW	Mexico	Noon—2 p.m.
49.8	W9XF	Chicago	11.30 a.m.—4 p.m. Sunday.
50	RV59	Moscow	2 a.m.—7.30 a.m.
50.26	HVJ	Vatican City	6 a.m.—6.30 a.m.
51	XDA	Mexico	2 a.m.—3 a.m.
70.2	RV15	Khabarovsk	8.30 p.m.—12.30 a.m.

* Only those stations that have been heard reliably have been itemised. List by H. A. Warby.

SIEMENS ELECTRIC LAMPS
FOR ALL PURPOSES

VACUUM LAMPS
20 to 260 Volts. BC or ES Cap

	Clear	Pearl	Color Spray	Color	Ruby	Day'l't.
15 watts	2/-	2/-	2/3	3/3	4/3	2/9
25 watts	2/-	2/-	2/3	3/3	4/3	2/9
40 watts	2/-	—	2/3	3/3	4/3	2/9
60 watts	2/-	—	2/3	3/3	—	2/9

GAS FILLED LAMPS
BC or ES Cap

	Clear	Pearl	Spray Color	Color Natural	light Day-
15, 20/95	2/3	—	2/9	—	3/6
25, 20/165	2/3	—	2/9	4/-	3/6
40, 20/260	2/-	2/-	2/6	4/-	3/-
60, 20/260	2/-	2/-	2/6	4/6	3/-
75, 20/260	2/9	2/9	3/6	6/-	4/6
100, 20/260	3/9	3/9	5/6	8/3	6/-
150, 20/260	6/6	—	8/-	11/9	9/9
200, 20/260	8/6	—	9/6	—	11/6

GES Cap

	Clear	Pearl	Color Spray	Natural Color	Day- light
300, 20/260	12/6	—	14/3	—	17/-
500, 25/260	16/-	—	18/9	—	22/6
750, 35/260	24/-	—	26/-	—	29/6
1000, 50/260	29/-	—	—	—	36/-
1500, 75/260	42/-	—	—	—	51/6
2000, 100/260	51/-	—	—	—	—
3000, 100/260	66/-	—	—	—	—

STREET SERIES LAMPS
4.0, 5.5, 6.6 and 7.5 Amps

40 Candle Power	4/6
60 " "	5/-
100 " "	5/-
250 " "	10/-
400 " "	16/-
6.6, 7.5, and 20 Amps	
600 Candle Power	19/6
1000 " "	25/-

SHOW WINDOW LAMPS

	Price each	
	Clear	1/2 silvered
30 watts; 8 3/4 in. long; 1 in. diam.; 5/8 in. cap	6/9	10/-
30 watts; 11 1/4 in. long; 1 in. diam.; 5/8 in. cap	6/9	10/-
60 watts; 11 1/4 in. long; 1 in. diam.; 5/8 in. cap	7/3	11/-
100 watts; 12 1/4 in. long; 1 in. diam.; 5/8 in. cap	9/-	14/-

100 to 260 volts.

MISCELLANEOUS LAMPS

	20 to 260 Volts		PILOT	
	Reinfed. Constn.	CANDLE Plain Twisted	Clear	Red
15 watts	—	3/6 3/9	2/-	2/3
25 watts	2/9	3/6 3/9	—	—
40 watts	2/6	3/9 4/-	—	—
60 watts	2/6	—	—	—

RADIATOR LAMPS

20/260 Volts, 250 Watts, Frosted or Flame	7/9
---	-----

CARBON FILAMENT LAMPS

20 to 260 volts, BC or ES Cap

5 Candle Power	2/6
8 " "	2/6
16 " "	2/6
25 " "	2/6
32 " "	2/6
50 " "	4/6

The above prices are per each lamp, and are subject to alteration without notice. The prices apply only to lamps of standard voltages, as follows:—20-74 volts in 1 volt steps; 75-260 volts in 5 volt steps.

OBTAINABLE AT LEVENSON'S RADIO

SMITH ELECTRIC CLOCKS

Imported Cases

Robin or Wren Bakelite Alarm Clock	£1 9 6
8in. Durham Bakelite Wall Clock	4 17 6
10in. Durham Bakelite Wall Clock	5 17 6
8in. York Bakelite Wall Clock	4 15 0
12in. Lincoln Bakelite Wall Clock	6 12 6
6in. Derby Bakelite Wall Clock, White	4 0 0
6in. Derby Bakelite Wall Clock, Walnut or Mahogany	4 5 0
Dover 12in. Wall Clock in metal cases	4 15 0
Rugby Bakelite Mantel Clock, 3 1/2 in. dial, Round	2 15 0
Tenby Bakelite Mantel Clock, 3 1/2 in. dial	2 18 6
Clifton Bakelite Mantel Clock, 4 1/2 in. dial, Square	4 15 0
Burnham Bakelite Mantel Clock, 3 1/2 in. dial, Round	3 2 6
KC1—Hanging Clock, illuminated, 18 x 18in. dial	16 15 0
KC3—Hanging Clock, illuminated, 11 x 11in. dial	11 0 0
KS5—Wall Clock, illuminated, 18in. dial	13 0 0
KS6—Wall Clock, non-illuminated, 18 in. dial	11 11 0
KS8—Wall Clock, non-illuminated, 18 in. dial, weather-proof	15 15 0
Truro Double-sided Clock (hanging or bracket type), 12in. dial	17 0 0

Australian-made Wood Cases—Mantel Clocks

Sherwood, Oak, 3 1/2 in. Round dial	£3 7 6
" Blackwood or Maple, 3 1/2 in. Round dial	3 10 0
" Oak, 5in. Round dial	4 10 0
" Maple, 5in. Round dial	5 0 0
" Oak, 6in. Round dial	4 17 6
" Maple, 6in. Round dial	5 7 6
Chalfont—Dial 6 1/2 in. wide	6 6 0
Clevedon—Dial, 5 1/2 in. wide	6 6 0
Glamis—Dial, 5 1/2 in. wide	6 6 0
Bedford—4 1/2 in. Sq. Dial	5 8 0
Wynyard—Dial, 6 1/2 in. wide	5 10 0
Bath—4 1/2 in. Sq. Dial	5 8 0
Grafton—Square Dial Wall Clock	5 17 6
5 1/2 in. Strike Movements in Australian case	6 6 0
6 1/2 in. Strike Movements in Australian case	6 17 6
Grandmother Clock, complete	21 0 0
Grandfather Clock, complete	26 0 0

LEVENSON'S GUARANTEE A CHEAPER PRICE FOR EVERYTHING IN RADIO

LEVENSON'S 'DIGGAR' BOARDS

● Each Hole contains a number. The customer's object is to "DIG" out the nominated numbers to secure the prizes offered.

NOTE.—In the event of the Board ordered being out of Stock, we will send nearest available size.

You nominate your own Prize and your own charge per "Dig." Space provided on each Board for Prize List.

Remit CASH WITH ORDER or GOODS Forwarded by Post CASH ON DELIVERY. YOU PAY FREIGHT.

All kinds of Automatic Slot Machines Available.



*They Bring you...
Big Business
and Large
Profits*

Regardless of what line of business you operate "DIGGAR" BOARDS will bring you new customers, larger sales, and tremendous profits for a small outlay

NO AUSTRALIAN CAN RESIST THE APPEAL OF . . .

LEVENSON'S 'DIGGAR' BOARDS

Price List

No. of *Holes	Price of Board		At 3d. a Dig	At 6d. a Dig	At 1/- a.Dig
100	5 0	LOTS OF 12 LES 33 1/3%	1 5 0	2 10 0	£5
200	8 0		2 10 0	5 0 0	£10
300	12 6		3 15 0	7 10 0	£15
500	18 6		6 5 0	12 10 0	£25
1000	1 12 6		12 10 0	25 0 0	£50

*Each contains a numbered paper.
It is usual to offer Prizes totalling 33 1/3 per cent. of Gross Takings.

● Everybody likes the appeal of "DIGGAR" BOARDS. Once it is known you operate them, human nature does the rest. Sells dead stock easily at a profit—brings back lost business—a solution for the depression. Give a "DIGGAR" BOARD a chance and you will operate one always. People will flock to the "DIGGAR" BOARD. Just the thing for Fetes and Bazaars. A Better Money-Maker than a Fruit Machine. No Hotel or Tobacconist is complete without a "DIGGAR" BOARD. Thousands of Hotel-Keeper, Tobacconists, and other Business Men are using LEVENSON'S "DIGGAR" BOARDS to sell their merchandise—at a Higher Profit! You can offer Cash Prizes, Tobacco Prizes, or any manner and kind of Goods. We stock hundreds of varieties of Boards. A full explanation of operation with each Board. You can charge 3d., 6d., 1/-, or any amount per "DIG" and nominate your prizes accordingly.

If you are interested in Sound
Technical Articles...Reliable
Constructional Data, Topical
Notes on Programmes a week
in advance...Personalities on
the air, Latest Wireless News

Mail this Coupon NOW

52 Issues delivered Post Free
for One Year **13/-**

SUBSCRIPTION FORM

To the Editor, "Wireless Weekly," Box 3366PP. G.P.O.

Please forward "Wireless Weekly" for a period of.....

for which I enclose.....

(Add Exchange to Country Cheques)

NAME.....

ADDRESS.....

Subscription Rates: 12 months (52 issues), 13/- post free;
6 months (26 issues), 6/6 post free.

Over
40,000
Appreciative
Readers
Every
Week