

AUSTRALIA'S DYNAMIC ELECTRONICS MONTHLY

# Electronics Today


INTERNATIONAL

**FREE**  
SUPPLEMENT  
"HI-FI IN 1985"



\$2.75\*  
NZ \$3.50

SEPTEMBER 1985



# WIN

OVER \$1700 IN PRIZES  
HP PC INSTRUMENTS  
COMPETITION

CAPS - THE LITTLE ELECTRIC STORES  
CLIVE SINCLAIR AND HIS CLEVER TELLY  
DENON TEST DISC OFFER

## HP PC INSTRUMENTS



AM CAR STEREO  
REVIEWED

### PROJECTS:

OPTICAL CAR  
ALARM CONTROL

DI BOX

CONTINUITY  
TESTER

Registered by Australia Post.  
Publication No. NBP0407.

# Gasp!



Nothing we can say will prepare you for your first sensational audition of the Sony D-50 Compact Disc Player.

We could compare it with turntables that cost as much as a family car. But the turntables don't measure up.

We could compare it with other full-size Compact Disc Players. But its suggested retail price of \$429 defies description.

We could exhaust our supply of superlatives just talking about its specifications. But the D-50 is so superior to what you're used to, the exercise would be academic.

We could shake our heads in amazement at the fact that this extraordinary piece of digital audio equipment will improve almost any hi-fi system.

Yet it is so completely portable you can carry it, and its optional battery pack, around with you.

But nothing will prepare you for the experience of hearing it play.

When you hear it, you'll respond like everyone else has responded on first hearing the Sony D-50.

Gasp!

**SONY**  
THE LEADER IN DIGITAL AUDIO

# Electronics Today

INTERNATIONAL

**EDITOR**  
David Kelly

**EDITORIAL STAFF**

Mary Rennie  
Jon Fairall B.A.  
Robert Irwin B.E.  
S. K. Hui B.Sc. (Hons)  
Neale Hancock B.E.

**DRAUGHTING**  
David Burrows

**ART DIRECTOR**  
Vicki Jones

**ART PRODUCTION**  
Kevin Miller

**ADVERTISING MANAGER**  
Peter Hayes

**ADVERTISING PRODUCTION**  
Danny Hooper

**READER SERVICES**  
Elizabeth Barnett  
Felicity Skinner

**ACOUSTICAL CONSULTANTS**  
Louis Challis and Associates

**MANAGING EDITOR**  
Jamieson Rowe

**PUBLISHER**  
Michael Hannan

**HEAD OFFICE**  
140 Joynton Avenue, (PO Box 227)  
Waterloo, NSW 2017.  
Phone: (02) 663-9999 Sydney.  
Telex: 74488, FEDPUB.  
Federal Facsimile: 663-5144.

**ADVERTISING OFFICES AND AGENTS:**

**New South Wales:** Peter Kilby,  
The Federal Publishing Company, 140 Joynton  
Avenue, Waterloo.

**Victoria and Tasmania:** Virginia Salmon, The  
Federal Publishing Company, 23rd Floor, 150  
Lonsdale Street, Melbourne, Vic. 3000. Phone: (03)  
662-1222 Melbourne. Telex: 34340, FEDPUB.

**South Australia and Northern Territory:** Steve  
Birbeck, The Admedia Group, 24 Kensington  
Road, Rose Park, SA 5067. Phone: (08) 332-8144  
Adelaide. Telex: 82182, ADMEDIA.

**Queensland:** John Perry, The Federal Publishing  
Company, 25 Balaclava Street, Woolloongabba,  
Qld. 4102. Phone: (07) 391-8922. Telex:  
AA145520.

**Western Australia:** Tony Allen & Associates, 7  
Fore St, Perth, WA 6000. Phone: (09) 328-9833.

**New Zealand:** Chris Horsley, 4A Symonds Court,  
Symonds Street, Auckland. Telex: NZ60753,  
TEXTURE. Phone: 39-6096. Auckland.

**Britain:** Peter Holloway, John Fairfax and Sons  
(Australia) Ltd, Associated Press House, 12  
Norwich Street, London EC4A 1BH. Phone: (01)  
353-9321 London. Telex: 262836, SMHLDN.

**Japan:** Genzo Uchida, Bancho Media Services,  
5th Floor, Dai-ichi Nisawa Building, 3-1 Kanda  
Tacho 2-chome, Chiyoda-ku, Tokyo 101. Phone:  
(03) 252-2721 Tokyo. Telex: 25472, BMSINC.



**ELECTRONICS TODAY INTERNATIONAL** is published monthly by the Electronics Division of the Federal Publishing Company Pty Limited, 140 Joynton Avenue, Waterloo, NSW 2017 under licence from Double Bay Newspapers Pty Limited, General Newspapers Pty Limited and Suburban Publications Pty Limited. Typeset by ESN-The Litho Centre, Sydney. Printed by ESN-The Litho Centre, Sydney. Distributed by Gordon and Gotch Limited, Sydney. \*Maximum and recommended Australian retail price only. Registered by Australia Post, Publication No NBP0407. ISSN No 0013-5216.

COPYRIGHT © 1985, Double Bay Newspapers Pty Limited, General Newspapers Pty Limited and Suburban Publications Pty Limited (trading as "Eastern Suburbs Newspapers").

## FEATURES

<b>The little electric store</b>	10
Capacitor packaging is finer but the store has grown	
<b>Satellites shine on IREECON</b>	80
A guide to the largest electronics show in Australia	
<b>The reception report</b>	100
Verifying: Radio Moscow or Radio Mars?	
<b>Starting electronics</b>	108
Some more on the larger passive components	
<b>The house that Clive built</b>	116
Clive Sinclair, full of ambition sometimes shows a few cracks	

## PROJECTS

<b>ETI-343: Optical car alarm switch Part 1</b>	52
<b>ETI-1401: Sonics active DI box</b>	60
<b>ETI-168: Versatile continuity tester</b>	68

## REVIEWS

<b>PC power for test instrumentation</b>	20
HP PC Instruments System provides software driven testing and measurement	
<b>The new AM frontier</b>	36
Pioneer's KE-A433AM car stereo/cassette breaks the stasis	
<b>Popular test disc mark II</b>	33
Looking at the new Denon audio test compact disc	

## OFFERS


Reader information service	19
Hewlett-Packard PC Instruments competition	22
Denon audio test disc offer	(Supplement) 2
ETI mail order books	103-106
Subscriptions offer	107

## DEPARTMENTS

News Digest	6	Ideas for Experimenters	74
Sight & Sound News	28	Idea of the Month	75
New Components	44	Microbee Column	88
New Equipment	48	Commodore Column	92
Computing News	84	Shoparound	113
Communications News	94	Perspective	121
Letters	4	Dregs	122
MiniMart	65		

**COVER:** Optical car alarm switch photograph by Derek Goard; HP PC Instruments photograph by Greg McBean.  
**SUPPLEMENT:** Cover, page 4 and page 5 photographs compliments of Piramal Hi-Fi and Video, Burwood, NSW.

# Letters to the Editor



## Oh, brother!

I WOULD LIKE to say that your mag has improved much over the last several months. It is brighter and covers news in more detail, besides my sister is doing a great job of the artwork (G'day sis!). I've been buying electronics mags since they were about 2/6d and have seen changes (gawd I'm feeling old) in both semiconductors and circuits. Once audio/radio projects filled the pages and now most projects are based on digital bits. It seems popular projects are drifting away from radio (real radio, winding coils, etc) now that I've switched from micros to shortwave.

Paul B. Jones,  
Moora, WA

## Origin of 'breadboard'

IN THE ARTICLE by Ian Thomas in the June 1985 edition of *ETI* he mentions that he does not know the meaning of the term breadboard as applied to making up circuits for experimentation.

In the early '30s when I started building radios, all the components were constructed from heavy bakelite and had mounting holes in their bases. Wood screws were used to mount these components onto a wooden baseboard to which the front panel (of thick ebonite) was mounted. A convenient piece of wood for the baseboard was the board which mother used to cut the bread on; it was soft, smooth, and about the right size.

The 'breadboard' was therefore used for the base of all construction efforts in those days. It is indeed a far cry from the "rat's nest" type of prototyping used today, but was needed to take the weight as well as the size of the components available then.

So there you are Mr Thomas, a mystery no longer!

Thanks for an interesting magazine.

Don Smith,  
Deniliquin, NSW

## Piano tuners

IVAN CRISP'S MICROBEE electronic tuning fork in June's *ETI* is an ingenious application but would-be piano tuners beware!

First, perfect fifths and stretched octaves are totally unacceptable. If there's one interval we need perfectly in tune it's the octave. The others are all deliberate compromises.

Second, tuning the entire keyboard with 'mathematical' accuracy is disastrous because highly tensioned strings just don't behave that way. You can blame physics for

that fact of life. Well-tuned pianos are increasingly 'sharp' to the right of keyboard centre, and increasingly 'flat' to the left.

I strongly advise, with any electronic aid, to just tune all the notes of a middle octave, say A220 to A440, and then tune unison octaves to this reference octave by zero beats. This should be done using single strings (mute the others) and then relating bichords and trichords in turn to the tuned string of each note as necessary.

Otherwise you'll be calling in that less perfect do-it-all-by-ear piano tuner to correct the mess!

John Gale,  
Beecroft, NSW

## Star Wars perspective

THE APPEARANCE IN the May *ETI* issue of the feature article "The Strategic Defence Initiative" seemed to me to give credence to inaccurate statements.

The author perpetuated the idea that the only possible implementation of SDI is space-based sophisticated laser weapons. However, what is almost never described in the press is the "High Frontier" programme. The cost estimate is \$15 billion, with five to six years for deployment. The technology is relatively simple: orbiting satellites armed with non-nuclear and non-explosive intercept devices — the ICBM is destroyed by high kinetic energy. The missile would be 'torn to pieces'. When it was revealed that Australia was researching the "electromagnetic rail gun", which may have possible use for space defence systems, the immediate government reaction was to run scared from such possible involvement.

The article argues that such a system (laser based or otherwise) could not be "leakproof", and is therefore useless. It claims that if the system is even 99 per cent effective, 140 warheads could get through, and "140 atomic warheads landing on the USA would effectively mean the end of the nation".

But could the arrival of 140 warheads arriving in the US really cause the "whole" destruction of the US? No! If we assume that each warhead is a 1 megaton, then all concrete and stone buildings over an area of 24 miles would be destroyed. The area thus covered by 140 explosions would be 3360 sq m. Let's not say that the destruction of 3360 sq m will be a pleasant thing, but when we consider that the area of the US is over 3,000,000 sq m we discover that approxi-

mately 0.1 per cent of the US would be destroyed. Hardly total destruction!

It is also false to say that "it is always possible for the Soviet Union to build one more rocket than necessary to overload the [defence] system". Dr Robert Jastrow says calculations show defence stations only need to be increased in proportion to the square root of the number of offensive missiles, not in direct proportion.

Surely there is more merit in a defence system that is incapable of killing anyone, than in an offensive Mutually Assured Destruction concept. Thus it seems that anti-defence defeatists ignore off-the-shelf programs for space-based defence and counter with a "star wars" version that will cost "trillions", and "probably won't work". The result is a clouding of the issue, millions spent on study programmes, with the predictable outcome that it is "too expensive or won't work". That is correct — their version won't work. That's why they offered it.

We have been so busy worrying needlessly about either being burnt to a crisp or freezing (the "nuclear winter" myth), that we have rendered ourselves incapable of thinking clearly and acting rationally.

R. J. Long,  
Brisbane, Qld

## Cable direction

WITH REFERENCE TO the letter of reply by Mr Goldfinch, July *ETI*, on direction sensitive speaker cable, may I make a tongue-in-cheek observation.

If a wire (conductor) is better at passing power one way than another, is it perhaps a new form of semiconductor (diode)? As a diode's non-linearity in an audio path causes distortion, perhaps a solution would be to place two of these cables parallel, but one with its ends reversed (ie, its amplifier end to the speaker end). Would this enable audio ac signals to pass along even better? *ETI* labs, go do your stuff.

Another thought, a microwave circulator exhibits the direction sensitivity to power transfer noticed by Mr Goldfinch — perhaps Telecom and OTC can save millions.

To be fair, however, as super flexible low loss dc power supply cables, they are hard to beat and have been used in the computer and mobile area successfully... Without ever worrying about the marked direction of the cables.

Leonard Spyker,  
Doubleview, WA

**SERVICES**

**TECHNICAL INQUIRIES:** Technical inquiries by mail must be accompanied by a stamped self-addressed envelope. There is no charge, but we reserve the right to publish the inquiry and the reply in *Electronics Today* or any of its associated publications. We can only answer queries relating to projects and articles as published. We cannot advise on modifications, other than errata or addenda. Difficult questions may take some time to answer.

**GENERAL INQUIRIES:** For all inquiries about back issues, subscriptions, photocopies of articles, artwork or submitting articles, call (02) 663-9999 or write to: ETI Reader Services, 140 Joynton Avenue (PO Box 227), Waterloo, NSW 2017.

**CONTRIBUTIONS:** Submissions must be accompanied by a stamped, self-addressed envelope. The publisher accepts no responsibility for unsolicited material.

**COPYRIGHT:** The contents of *Electronics Today International* and associated publications is fully protected by the Commonwealth Copyright Act (1968). Copyright extends to all written material, photographs, drawings, circuit diagrams and printed-circuit boards. Although any form of reproduction is a breach of copyright, we are not concerned about individuals constructing projects for their own private use, nor by bands (for example) constructing one or more items for use in connection with their performances. Commercial organisations should note that no project or part project described in *Electronics Today International* or associated publications may be offered for sale, or sold in substantially or fully assembled form, unless a licence has been specifically obtained so to do from the publisher, The Federal Publishing Company, or from the copyright holders.

**LIABILITY:** Comments and test results on equipment reviewed refer to the particular item submitted for review and may not necessarily pertain to other units of the same make or model number. Whilst every effort has been made to ensure that all constructional projects referred to in this edition will operate as indicated efficiently and properly and that all necessary components to manufacture the same will be available, no responsibility is accepted in respect of the failure for any reason at all of the project to operate effectively or at all whether due to any fault in design or otherwise and no responsibility is accepted for the failure to obtain any component parts in respect of any such project. Further, no responsibility is accepted in respect of any injury or damage caused by any fault in the design of any such project as aforesaid.

**IF ACCEPTED, THE PROPOSAL** by Senator Peter Walsh to re-introduce tertiary education fees would be the most destructive and ill-conceived action any government could take.

The re-introduction of fees has been proposed simply to save money. Senator Walsh justifies it by saying that those who use tertiary institutions, tech colleges, institutes of technology, CAEs and universities tend to come from better off families, who can afford to pay fees.

What Senator Walsh neglects to say is that his proposal will drastically cut tertiary enrolments by students from less well off families! And this will save the Minister for Counting Pennies heaps of money.

The whole issue raises the question of why we need education in the first place. I would suggest the most important reasons are to improve the quality of life and wealth of the whole community.

But how can it be that education can have these results for the community? If we look for what creates wealth it is obviously access to money to invest and the commercial and technical skills to apply the investment better than any one else. In today's sophisticated financial world the money follows those with the skills to spend it best.

So what's left? It all comes back to the skills and knowledge of those who make up the community. And these, contrary to some opinions, don't come with the tap water.

What will happen if Senator Walsh gets his way? The most likely outcome will be a return to the enrolment patterns of before 1974. There would be a 30-40% reduction in total enrolments and the most expensive courses like medicine and law would be dominated by those from well off families. Those not so well off would be relegated to the courses which would leave them less well off after graduation.

The present system allocates educational resources to those who perform well in a test of their academic ability. Whether or not this test can be improved, the principle is one designed to get the most out of limited educational resources. Any system which does not have this as a principle must be less efficient.


What irks me most is that Senator Walsh's proposal has a good chance of success. About 80% of Australians have no tertiary qualifications, so the argument is about a minority in the community.

Further there seems to be an attitude held by many Australians that having an education is a definite disadvantage. The theory goes the higher the qualification the less capable someone becomes. Such ideas, of course, are based on a misunderstanding of the roles of theory and practice.

Because education cannot be weighed and measured, some seem to believe it to be worthless — I think education is invaluable.

The problem with much of public debate is that it is not the quality of an opinion that wins the day, but the number of people holding it.

**David Kelly**  
Editor



**SOUND REVIEW**

Yamaha has built a highly respected reputation on its hi-fi gear. The A-320 hasn't let Yamaha down, rather it points to a new design vista of simplicity without compromise.

**SOLDERING SUPPLEMENT**

Slaving over the hot iron isn't the only way to solder, but it is the practical way for most people. This bonus supplement looks at how to go about soldering in the old tried and true way and lets you in on the new industrial technique of wave soldering. As well, it describes the wire wrapping alternative and reviews some of the products available to the solderer.

**NEXT MONTH**

**DATA COMMUNICATIONS**

Once you've got your hardware what can you do with it? Like all stories, there are two sides to this one. Services offered are more practical than you might think while the communication channels afford opportunity to the aware business.

**LIGHT BULB SAVER**

A practical project designed to prevent high currents blowing out your bulbs when you turn the light on at a moment of voltage peak. It could save you money and hours in light bulb replacements!

# Big Blue and the student vote

Is IBM trying to woo Australian students? Will they vote for IBM when they get the chance? Recent events at the University of Queensland brought these questions into sharp focus when it was revealed that Queensland University has accepted a process control system from IBM for the Chemical Engineering department, worth some \$2m dollars.

The news comes after last year's announcement of continuing funding of projects being undertaken at RMIT and the University of New South Wales that are rapidly turning IBM into one of the major corporate sponsors of our university system.

According to Queensland University's chancellor James Foots, the university is one of only five around the world to receive the equipment. Others include Waterloo in Canada and

Imperial College, London.

Funding university students has long been IBM policy overseas. Corporate reasoning has been that students trained on IBM machines retain an empathy with the company that lasts until the students have risen to decision making positions. In fact in the US IBM has a history of making the most lavish of grants to schools and colleges in order to keep students working on their machines.

The logic must be sound, because IBM is far and away the largest computer maker in the world today, in terms of dollars sales.

There are significant benefits to the university in the quality of both teaching and research, according to professor Brian Wilson, vice chancellor of the university. He says: "The agreement between the university and IBM represents an important addition to university facilities at a time when government funding of universities is coming under increasing strain".

He said advanced control systems were used successfully by many of the world's major companies in fields such as food,

chemical and oil industries, and the development of this field of study at the University of Queensland would help Australian industry become more competitive on a world scale.

The equipment includes a 4341 mainframe computer with 1.8 gigabytes of disk storage, twelve 3279 colour terminals, a series 1 computer and a 3411 tape drive. It is precisely the same equipment as is used to control some of the world's most efficient oil refineries, although in the university environment students will be able to design their own systems of pipes and tanks to practise on.

## Angelico wins

Bruno Angelico has won the Victorian electrathon at an average speed of 35.8 kph. His car, the Silver Streak, lapped the 0.6 km course in 60.33 seconds.

The electrathon is open to anyone with an electric vehicle, although there are regulations regarding the size of battery per-


mitted. The aim is to drive as far as possible in two hours on only 25 kg of batteries. It's held every year by the Australian Electric Vehicle Association to encourage interest in electric vehicles.

Pride of place this year went to the Sinclair C5 electric bike,

although it did not enter the contest, since its batteries weigh considerably less than the regulations required. Also present were entries from Preston TAFE and RMIT. However it was really a day for enthusiastic amateurs.

The Electrathon is just a small

part of the AEVA's yearly programme. If you are interested in learning more about electric vehicles or the association contact Bruno Vaskelis on (03) 63-7263 or call at AEVA, 4th floor, 126 Russell St, Melbourne.



## Outback TV

Communications Minister Duffy says the highest priority is being given to developing a system that will endow regional Australia with services similar to those available in metropolitan regions as soon as possible.

Duffy expects that procedures put into place now will ensure three commercial stations throughout Australia before 1990. This will be accompanied by a substantial increase in areas covered by SBS TV.

The Minister said that the pace with which this would occur would depend to a large extent on the money available. It involves large capital expenditure and increased operating costs, so industry co-operation is essential.

It appears that the government's initiative has bi-partisan support in Canberra, so we can expect work to continue irrespective of the change of political fortunes in Canberra.

## New lasers

The Australian Industrial Research and Development Board has given a grant of \$239,000 for the development of an industrial laser of 2000 W output. The developing company, Radiation Research of Southport, Queensland, is in the middle of a \$500,000 development program that will see commercial exploitation of technology developed by the CSIRO in Sydney.

Preliminary research was conducted at CSIRO's national Measurements Laboratory in Lindfield, Sydney, and at the school of mathematics at Macquarie University. The two organizations collaborated in constructing an experimental version of the device. It had a 75 W output and an active region only 8 cm long.

It has been agreed that the two organizations will play a continuing role in the development of the laser as sub-contractors to radiation research.

CO2 lasers are the most common type of high powered laser. Over twenty are in service in Australia, where they are used for cutting plastics and sheet metal. Overseas, uses include heat treating and welding.

In dollar terms this market is considered to be one of the most viable laser markets of all, especially as the current generation of power lasers is considered too big and sluggish to be really useful in an industrial situation. Industrial CO2 laser sales were \$US54m in 1984 with sales growth predicted to be above 25 per cent.

## Radio University

A new course on data communications is starting on Radio University in Sydney. The course starts September 17 and runs for 10 weeks. It's designed to train systems staff in data communications technology. According to university officials the object is to raise the level of understanding of communications technology without requiring participants to develop technical expertise.

The course is just one of many being run on Radio University. Others include management, BASIC programming, patient

care, negotiating skills and traffic management.

Radio University VL2UV broadcasts on 1692 kHz, just off the top of the broadcast band. Signals originate in the University of New South Wales and are receivable at least over the whole Sydney metropolitan area. Reliable reception is reported as far away as Richmond, Penrith and Campbelltown. If you live in Perth you may need a long aerial.

To pick up broadcasts on 2UV a simple adjustment to a standard radio is all that is required.

## BRIEFS

### Custom chips

Plessey has announced that its CAD chip design system, called CLASSIC is now on-line. It operates in a VAX 11/750 DEC mainframe and can be used for custom cell or gate array techniques.

### Workshop

The third design workshop for the 6502, 6809 and 68000 series micros is being held in Brisbane 24-26 September 1985. It will deal with the more advanced aspects of microprocessor design. Contact the course secretariat at Q Search, Queensland Institute of Technology (07)223-2195 for more information.

### NSWIT going up

Otis elevators has donated \$6000 worth of equipment to the engineering department of the NSW Institute of Technology. The donation is part of a \$1.7m project for re-equipping labs at the Institute.

### New venture co

McPerhson's Ltd and the Australian Industry Development Corporation have joined forces to produce Engineering Innovation Ltd, a new marketing and management company for high technology goods. McPhersons and the AIDC will provide \$3m to the venture in the first three years. For further information contact Robert Zahara on (03)699-3588.

### Obsolete cash

An exhibition of new "cashless society" technology will be held in Melbourne next year. The exhibition will be trade only. For further information contact BPI Exhibitions, 162 Goulburn St, Darlinghurst, Sydney NSW 2010. (02)266-9799.

### The ultimate camera

Olympus Camera Co of Japan has just launched the OM40 camera, with the claim that it has solved the last remaining problems in automatic exposure. It measures light from a number of different areas in the screen to determine an optimum exposure setting.

### New science chief

Dr Keith Broadman has been appointed head of the CSIRO to replace Paul Wild who retires soon. Also appointed to the board are Adrienne Clarke, Kevin Foley and Graham Spurling.

Remove the back of the set. Tune to 2SM, 1269 kHz, and then identify the tuning gang and the oscillator coil. You should find one or two small trimmers on the back of the gang. These will be trimmers for the oscillator and aerial. You will find that one of them will cause the radio to detune. You can confirm this by retuning with the tuning knob.

Keep moving the trimmer and the tuning gang to keep the radio tuned to 2SM. Eventually you will reach a stage where the indicator needle is showing 1170, 2CH. At this stage you

will have retuned the radio so that it can receive 1692 kHz, 2UV. Tune in, and adjust the aerial trimmer to give maximum signal.

It may be that you will not be able to achieve sufficient tuning variation with the trimmer. In that case, alter the main oscillator instead. This is usually a coil with an adjustable slug, probably in a metal can near the tuning gang. The procedure is exactly the same.

For more information on courses contact Radio University, NSW, PO Box 1, Kensington, NSW 2033.

## Labtam wins

The Labtam series 3000 micro-computer system has won an Australian design award. According to John Sciffer, Labtam's national sales manager, winning the award will be an extra boost for Labtam as it is experiencing record domestic sales at the present time.

An Australia-wide distribu-

tion network, which was finalized in April this year, is starting to contribute quite substantially to revenues.

Labtam has also just released a 32-bit system using the 32032 Natsemi chip set with Unix, making for an exceptionally powerful system.

## Self analysis at CSIRO

The CSIRO has been going through agonies of "auto analysis" ever since Barry Jones suggested they weren't doing a very good job of selling the Australian public on their activities.

The net result of years of neglecting the public was last year's savage budget cuts. Comments by Science Minister Jones after the event seemed to show that the politicians thought the CSIRO was a soft touch.

It appears that the move was unpopular though, and not just with CSIRO supremo Paul Wild and cronies. A recent committee appointed to look at the CSIRO's organization showed

that most people in the community thought that Australia should be spending more money on science in general and the CSIRO in particular.

The committee, headed by Mr Baillieu Myer, has made a list of 38 recommendations, most of which are quite reasonable, according to Wild. Among them: appoint a director of public communications to develop more effective strategies for communicating with the public, subsidize film, publications, displays etc to the tune of half a million dollars a year and be more aggressive in marketing information.

## Space crystal

Can the zero gravitation environment in a space capsule be used to manufacture products not available on Earth? This question has haunted much research and budgetary considerations in the USA, Europe and the USSR.

One small step towards the answer came with the work done on Spacelab 3 in March. A research team from California tried to grow a mercuric iodide crystal in space to determine if it is less flawed than a similar crystal grown on Earth. Unflawed crystal can be used to build improved radiation detectors of one type or another.

Scientists have reasoned that lack of gravity might have interesting effects on the growth of crystals in space. Typically, crystals are grown via a vapour

deposition method. On Earth, small variations in atmospheric temperature, and vapour transport can seriously affect the way in which the crystals grow. The crystal's fragile structure is also deformed under its own weight as it grows.

All these parameters could be controlled better in space, and this could lead to the ability to grow extremely large structures that are perfect crystals. They would have remarkable properties, in both electrical, electromagnetic and physical terms.

The research will take several months to complete. The crystal is being analyzed in both physical and electrical labs to determine its properties. Publication of the results will make interesting reading.

## COMPANY NEWS

Arlec has appointed Conwell Trading of Townsville to be its agent in north Queensland. Its address is 21 Mackley St, Garbutt, Qld 4814.

Ran Data Corp has finalized arrangements to move into the European market with an agreement with Telecommunications Radioelectriques et Telephoniques (TRT). The quick Australian claims 95 per cent of the local encryption market and hopes for similar magic in Europe.

Tech-Rentals has opened new branches overseas in Singapore and Hong Kong and in Bris-

bane. The company is moving into a new range of satellite equipment including spectrum analyzers.

Mach Systems has just opened a new printed circuit board facility in Melbourne. It's equipped with the latest in soldering technology and is capable of handling surface mounting techniques. More information from Mach Systems, 70 Keys Rd, Moorabbin, Vic 3189. (03)555-0133.

Magna-techtronics has moved into new premises at 7 George Pl, Artarmon, NSW 2064. (02)427-0666.

## Active winner

Active Electronics held its Lucky Draw on 30 May for a Trio CS1022 oscilloscope. It was held to promote Active's new store at 887 Springfield Rd, Springvale, Melbourne.

The winner was Ross Bell of

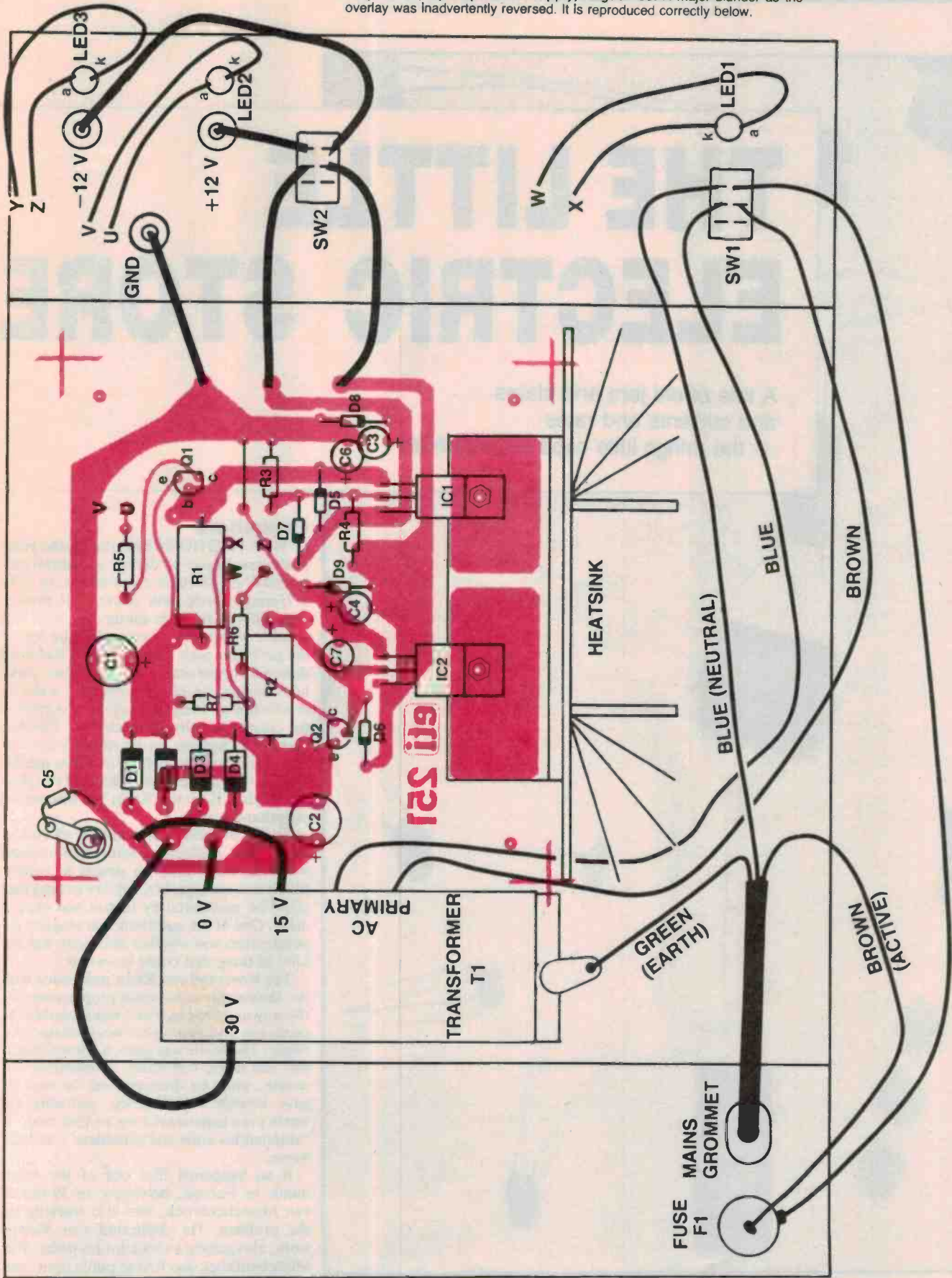
Keysborough, Vic. He is currently in the final year of his Certificate of Technology in Electronics. In 1983 Ross was top electronics student and was given the Philips award for electronics.





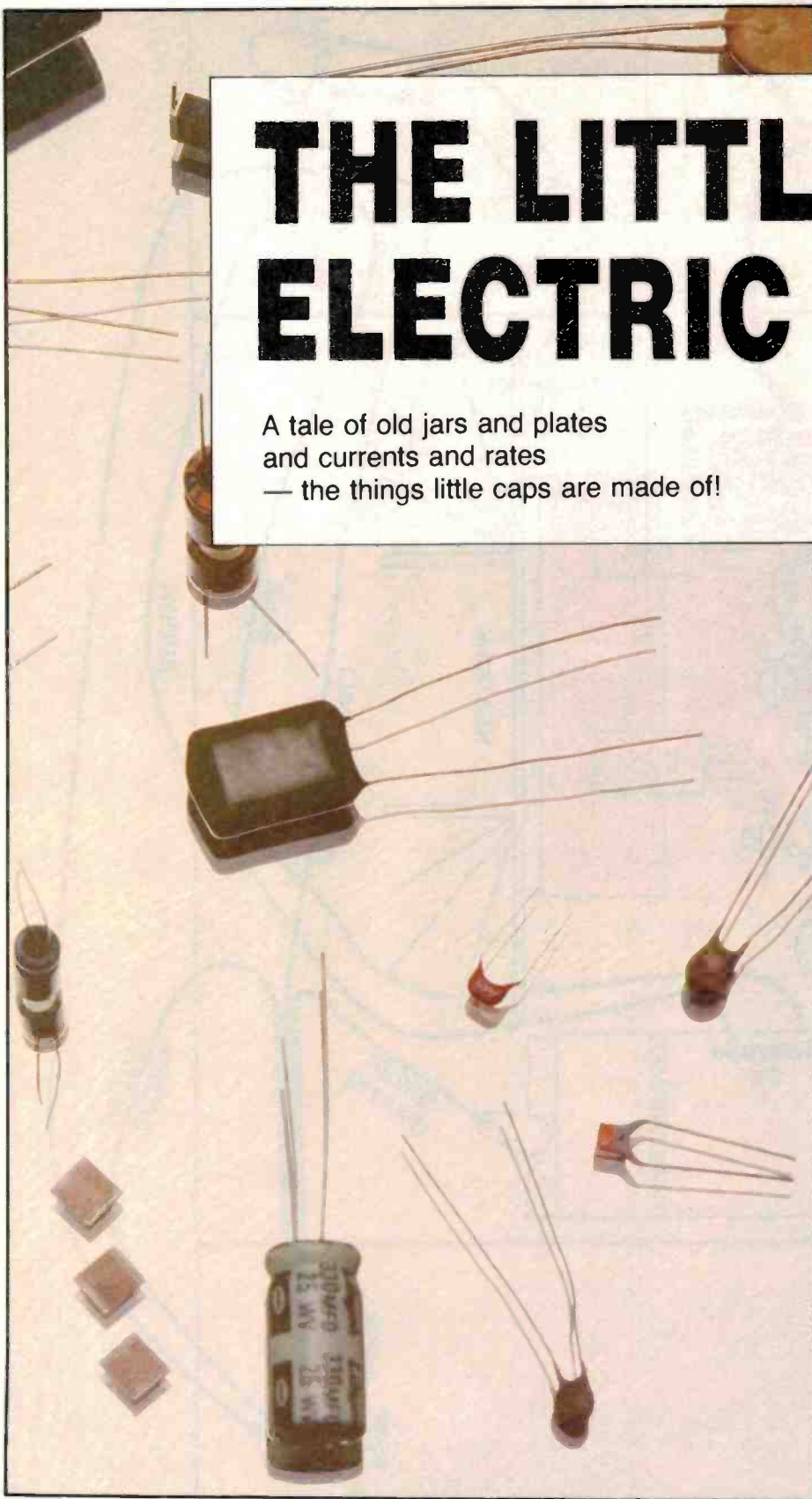
NOTES & ERRATA

Project 251, Op-amp Power Supply, August '85: A major blunder as the overlay was inadvertently reversed. It is reproduced correctly below.



# THE LITTLE ELECTRIC STORE

A tale of old jars and plates  
and currents and rates  
— the things little caps are made of!



## Capacitors

IT WAS FASHIONABLE during the years of the renaissance to dabble in 'natural philosophy' via practical experiments. In 1745 a German cleric with intellectual pretensions did just that. He set up a glass jar and filled it with water, then sealed the top of the jar with a cork, through which had been driven a copper stake. To the copper stake he connected an electric machine, a device in which a spinning glass globe was rubbed to create an electrical charge. Nothing seemed to happen, so he stopped the machine, and grabbed hold of the glass jar. Instantly, his muscles contracted and the glass went flying. E.G. von Kleist had discovered capacitance.

To put the scene into context: electricity was still a mysterious force, but enough work had been done for people to believe that it was manageable, subject to laws that could be uncovered by reason and experiment. One of the questions that plagued experimenters was whether electricity was the kind of thing that could be stored.

The Reverend von Kleist proceeded with the thoroughly reasonable proposition that the way to store electricity was probably the same way you store most small things: in a bottle. The bottle was glass, a known insulator, and inside was water, a conductor. Of course, when he disconnected the wire he gave himself a bad shock, probably the worst ever experienced up to that time. It "stunned his arms and shoulders", he later wrote.

It so happened that one of the finest minds in Europe, belonging to Professor van Musschenbroek, was also working on the problem. He duplicated von Kleist's work, also getting a shock for his pains. Van Musschenbroek was first to publicize it, and

## Jon Fairall

so the device was named after the town where he did his experiment. The electric bottle is known to us today as the Leyden jar.

An explanation of the strange effects of the Leyden jar was not long in coming. The glass was an insulator, the water a conductor, the hand of the experimenter also a conductor, especially when wet from pouring water into the jar. Van Musschenbroek realized that in such a device the effects of electricity were condensed. It was, he said, a "condenser" for electricity. Today we call such a device a capacitor.

Practical capacitors were developed almost as soon as an explanation of the Leyden jar effect. These simply substituted metal foils for the water and the experimenter's hand. Connection to the inner conductor was via a chain threaded through a rubber stopper.

So, what was this wonderful new effect that had been discovered?

### Fields

Capacitance is a measure of the ability to store electric charge. To understand how this works it's necessary to go back and think about some fundamentals of physics and electricity. Matter is composed of atoms, and all atoms are electrically neutral. However the constituents of the atom are not. The nucleus has a positive charge and the electron a negative charge.

One of the fundamentals of electronics is that unlike charges attract and like ones repel. So, if we have a point with a surfeit of electrons, and another point with a lack of them, then all the electrons will flee the negative point and congregate at the positive point. However, this is not the whole story, because how many electrons flow depends

**TABLE 1: COMPARISON OF DIELECTRICS** (courtesy Rifa)

Type	Poly-propylene	Poly-styrene	Poly-ester	Ceramic NPO	Ceramic Hi-K	Mica	Aluminium oxide	Tantalum oxide
$\epsilon$	2.2	2.4	3.3	450	12000	7	10	28
typical capacitance	10n-100 $\mu$	47p-50n	1n-10 $\mu$	1p-10n	1n-10 $\mu$	1p-100n	100n-1F	10n-1000 $\mu$
max V dc	2000	500	600	200	100	500	450	125
dissipation factor	0.05	0.02	0.8	0.1	3	0.2	10	10
typical tolerance	5%	1%	10%	10%	80%	1%	30%	5%

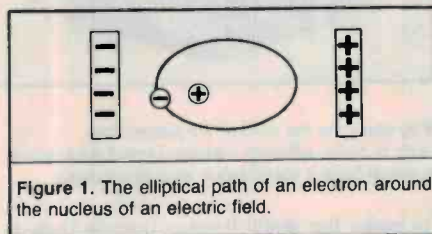


Figure 1. The elliptical path of an electron around the nucleus of an electric field.

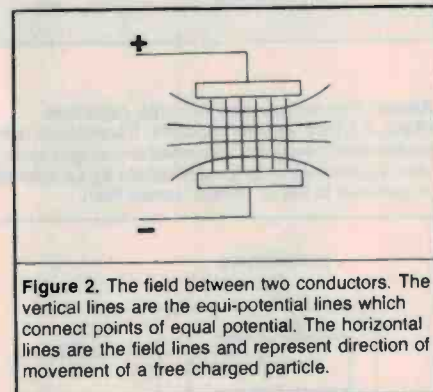


Figure 2. The field between two conductors. The vertical lines are the equi-potential lines which connect points of equal potential. The horizontal lines are the field lines and represent direction of movement of a free charged particle.

on the type of material they are imbedded in. Some materials, such as copper and aluminium, encourage electron flow. We call them conductors. Other don't, and we call them insulators or dielectrics.

What's happening? Electron orbits, normally circular, are distorted by the presence of a charge. There is a gradient of force across the electron orbit, so that on the side closest to the origin of the force, the disrupting force is stronger than on the side furthest away. This turns the orbit into an ellipse. The stronger the force, the steeper the gradient, the more elliptical the orbit. When this distorting force gets too great, the electrons sheer off and become negative ions. The amount of force necessary to achieve this depends on the quality of the material. The atoms in conductors are vulnerable, those in dielectrics resistant.

The problem with this account is that it involves what is known as "action at a distance". The electrons are depleted *here* and the atom reacts *there*. Exactly the same problem worried Newton when he was working on the theory of gravitation. We can explain things with an abstract mathematical idea called a field. Fields have been involved in gravitation and magnetic theory as well as in electrical theory.

You can give a field some kind of physical reality and delineate it with equi-potential lines. That is to say, lines along which the strength of the field is the same. At right angles to this run field lines, which indicate the direction of movement of a free charged particle in the field. As you can see from Figure 2 the rules are that field lines leave and enter their source at right angles; they never cross, and they flow from a positive point to a negative one.

Another way to think about the field:

consider what the presence of the field means to the atom across which it is impressed. Each of these has electrons in an orbit of greater or less eccentricity. This is a higher energy state than normal, and thus represents a source of energy. It is potential energy, however, since one can't get at it until a conducting path is provided. Then it becomes real energy, showing itself in the deflection of an ammeter. In effect, the electric field is an energy store.



### Practical capacitors

So how do we turn this theory into a practical capacitor? The earliest capacitors consisted of two sheets of parallel metal with an air gap. This is still a preferred method of doing things for variable caps. Early in the game however, it was discovered that other materials make better dielectrics, and for most applications solid materials are used.

There are two main types of capacitors, both conforming to the general pattern of conductor-dielectric-conductor. One is the foil type, in which a strip of dielectric, like mica or ceramic is sandwiched between two strips of conducting foil. Leads are soldered to the foil and the whole assembly heated to seal it against moisture.

A variation on this theme is called "metallization", particularly favoured with the plastic dielectrics like polyester and polystyrene. Here the conductor material is vapourized in a vacuum container and deposited onto the dielectric, which is then wound up to form the capacitor. This method has the advantage that it is possible

## FEATURE



Above. Tiny surface mounted 'chip' capacitors.

Right. A typical variable capacitor. Capacitance is varied by changing the area of the plates. This fundamental design has remained unchanged since the birth of radio, although variable capacitors are now often superseded in radio applications by varactor diodes which have a capacitance level directionally proportional to the dc voltage across them.

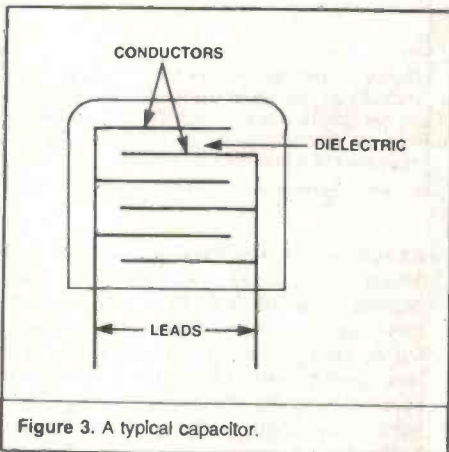


Figure 3. A typical capacitor.

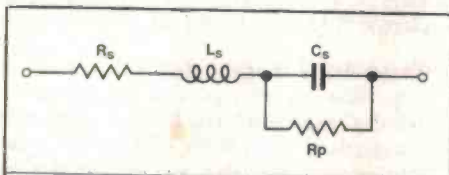


Figure 4. The equivalent circuit of a capacitor showing inductance and resistance in series with the capacitance. The capacitor is also shunted by resistance.

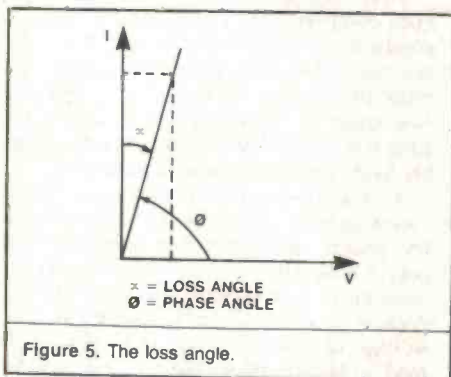


Figure 5. The loss angle.

to make the metal layer extremely thin, in the order of microns. Modern techniques allow the dielectric to be of this order of thickness as well, so an extremely compact capacitor results.

Even more compact are the new monolithic capacitors, especially intended for surface mounting. These SMDs (surface mount devices) are made from microslices of ceramic and silver packaged in a cube a few millimetres on a side. It's possible to obtain up to 0.1  $\mu\text{F}$  by this method, sufficient to bypass TTL in typical applications.

The other major type of capacitor is the polarized electrolytic. A metal post composed of aluminium or titanium serves as the anode. An extremely thin oxide layer is grown on the outside of the post to serve as the dielectric. The cathode is an electrolyte. Normally an electrolyte is a liquid, but in this case the electrolyte is impregnated in paper or some other porous substance. With this structure it clearly makes a difference which way the current flows through it, and in fact this type of capacitor can only be used when the current flows in a single direction.

### Equivalent circuits

In theory a capacitor is simply a capacitor. In practice, a capacitor, like every other device on a circuit board, has capacitance, inductance and resistance. The only difference is that the capacitance is controlled, and hopefully, the inductance and resistance minimized.

The equivalent circuit of a real capacitor is shown in Figure 4. It shows series inductance, and both series and parallel resistance. The series inductance is present in the device leads and indeed, in the body of the component itself. As one would expect, the inductive effects increase with frequency, and so the practical effect on the capacitor as a whole is a decrease in the impedance up to a certain frequency, called the resonant frequency, followed by an increase. This ef-

fect is present in all capacitors, but it can be minimized by careful design, and also by careful mounting on a pc board. The rule is: keep the leads short.

Series resistance is a measure of loss in the capacitor. It is measured as the loss angle or dissipation factor. These are different ways of approaching essentially the same thing, and they are often used interchangeably, especially in ac theory. Theoretically, in a pure, ie, lossless capacitor, there is a phase difference between current and voltage of 90 degrees. Current leads voltage. In a resistor there is no difference. In a practical component the resultant phase angle is a result of the vector sums of resistance and capacitance (see Figure 5). As a result, the loss angle is a good measure of the extent to which power is absorbed in the capacitor, and thus a measure of the extent of series resistance.

Parallel resistance is more commonly known as insulation resistance, and in fact is a measure of the ability of the dielectric to carry a direct current. As the area of the dielectric and thus the capacitance goes up the insulation resistance comes down.

### Compromise

Given all this, what are the limits that constrain capacitor design? As always when dealing with nature, there are compromises to be made.

Capacitance in any capacitor is proportional to  $e \times \frac{A}{d}$

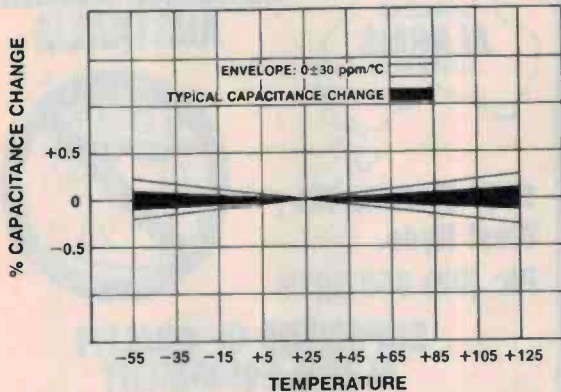
where  $e$  = the dielectric constant,  $A$  is the conductor area and  $d$  the distance between the conductors. Since the maker usually wants to get as much capacitance into as small an area as possible, he can do any of three things: increase  $A$  or  $e$ ; or decrease  $d$ .

Increasing  $e$  has been a preoccupation of scientists since 1745. However, as we will see, high values of  $e$  often have nasty side effects. Modern trends have included research into plastics that has seen products like polystyrene and polypropylene join standards like polyester. Research is also going on into the creation of new types of ceramics.

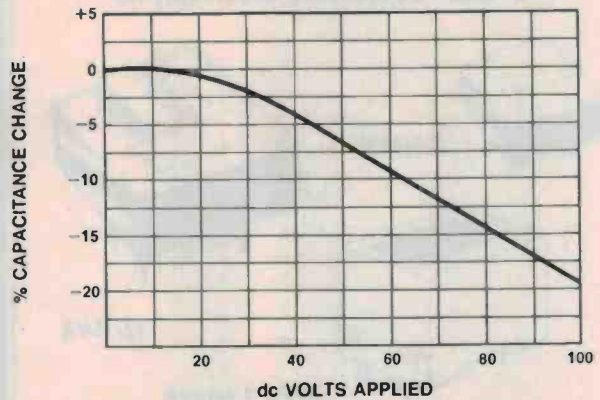
The problem is that large dielectric constants are associated with some undesirable electrical properties. Perhaps the most notable in a practical sense is that such dielectrics are unstable. They tend to be sensitive to temperature, frequency and voltage, and any or all of them can cause the capacitance value to change quite dramatically.

The most dramatic example of this can be seen in ceramic capacitors. Ceramic is not, as often imagined, a single type of dielectric. In fact ceramic capacitors are made by mixing up a brew of 'powders'; a little of this, a little of that. Graphs of capacitance against temperature and dc volts are shown in Figure 6 for two types of dielectric, NPO and BX. With an NPO dielectric, a capaci-

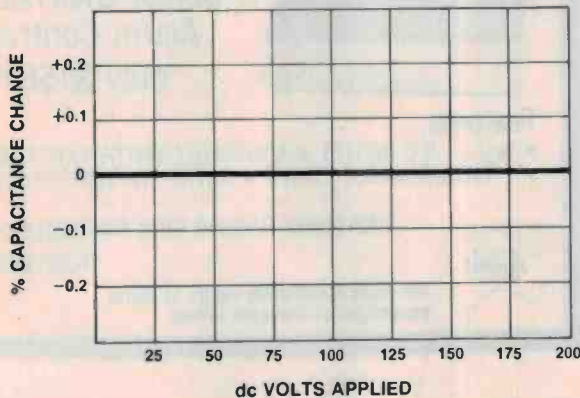
**% CAPACITANCE CHANGE vs. TEMPERATURE**



**% CAPACITANCE CHANGE vs. dc VOLTS**



**% CAPACITANCE CHANGE vs. dc VOLTS**



**% CAPACITANCE CHANGE vs. TEMPERATURE**

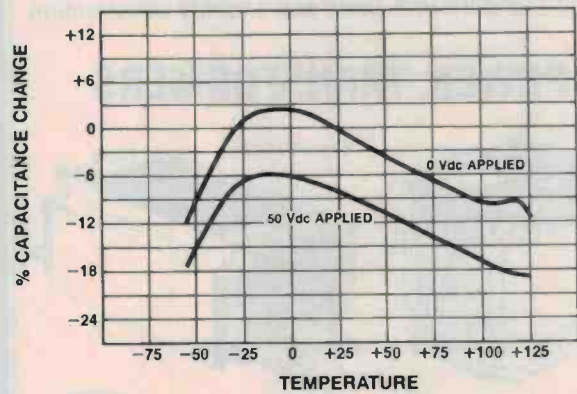


Figure 6. Comparison of two ceramic dielectrics.

tor about a millimetre cubed can have between 1 and 150 pF of capacitance. An equivalent sized BX ceramic capacitor will range between 100 pF and 5.6 nF.

The state of the dielectric also changes with frequency. Most significantly, the dissipation factor increases dramatically with frequency in any given dielectric, and as usual, it's the ones with the higher dielectric constant that are hardest hit. Tantalum for instance, has much worse high frequency response than either ceramic or plastic film capacitors. Ceramic or plastic can be used to decouple high frequency transients from integrated circuits; tantalum is essentially useless in this application.

Another factor is the question of ageing. There are many applications where there is a requirement for capacitors to last 30, 40 or even 50 years without significant changes in capacitance. Expensive equipment in telephone exchanges would be a prime example. Front runners for this application are polystyrene and polypropylene, with dielectric constants around three.

Designers have a number of tricks up their sleeves to increase the value of A. Perhaps the earliest, and still the commonest technique is to roll the dielectric up like a Swiss cheese (see Figure 7). A rather more subtle measure is to increase the micro-

scopic corrugations in the surface of the conductor, thus effectively increasing A without increasing the bulk of the whole assembly. Etched aluminium surfaces do just this, resulting in substantial increases of A. Perhaps the most spectacular example is NEC's Supercap which uses a layer of activated carbon that is so rough it has a surface area of 10,000,000 cm<sup>2</sup> for every gram of carbon. Going down this route has resulted in a farad of capacitance in a 20-cent sized package. (See ETI March 1985 for a description of Supercaps.)

Manufacturers have made some remarkable achievements in pursuit of super thin film dielectrics. In 1951 Du Pont in the USA announced Mylar, the first of the plastic films suitable for miniature capacitors. It is still in use today as "Mylar C" and available down to 1.5 µm. Films of these dimensions are used by Wima in Germany to produce ultra miniature capacitors with lead spacings only 2.5 mm apart. Paper layers in metallized capacitors have been produced that are only 10 µm thick. Rifa is now manufacturing polypropylene dielectrics as thin as 4 µm. Research is currently underway that will allow large scale manufacturing of 1 µm sheets.

There are many problems with relying on super thin dielectrics. Some idea of scale: 20

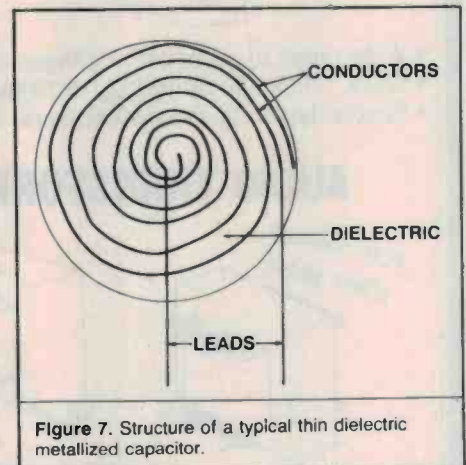



Figure 7. Structure of a typical thin dielectric metallized capacitor.

layers of Mylar film one on top of the other would be thinner than a human hair. For a start there are mechanical problems that come from handling materials that thin. It tears easily and is very susceptible to heat. However these problems can be overcome (at a price). What cannot be overcome is the voltage sensitivity of such capacitors. All things being equal, the thinner the dielectric the less voltage you can put across it.

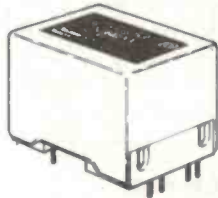
## PCB TRANSFORMERS



2.5/3VA



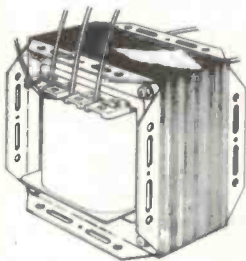
12/15VA



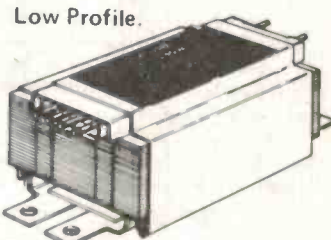
5/7 & 7.5/10VA

- Manufactured to AS3126 and Telecom approved
- Suit standard PCB grids and simplify construction

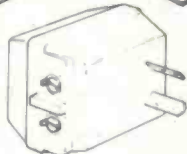
## POWER TRANSFORMERS



Conventional



Low Profile.



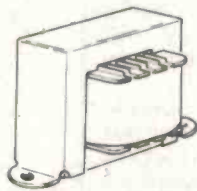
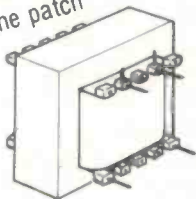
Plug Pack  
Adaptor



- Wide range of secondary voltages from 1.5V to 115V
- Stock range has ratings up to 1000VA
- Special types for microprocessors, 115V etc

## AUDIO TRANSFORMERS

PCB mounted  
phone patch



75 ohm to 300  
or 600ohm matching transformer

- Line and Matching transformers up to 150W
- Power transformers for high power amplifiers
- Transistor drivers
- Special 'C' core transformers

Ask for MAL VK2BMS  
or DOUG VK2BPX

TALK TO FERGUSON - THE AUSTRALIAN COMPANY  
WITH NEARLY 50 YEARS EXPERIENCE OF MANUFACTURING  
IN AUSTRALIA FOR AUSTRALIAN CONDITIONS

Ferguson Transformers Pty. Ltd.  
331 High Street, Chatswood 2067. Tel: (02) 407-0261.  
Telex: AA25728. Melbourne: (03) 561-6699.

# FERGUSON



## BURGLAR ALARMS AUSTRALIA



1064 Victoria Rd.,  
West Ryde.

Ph: (02) 858-3211

### SUPPLIERS OF QUALITY ALARM EQUIPMENT



4 Sector DIGITAL  
Alarm Control  
only \$156.<sup>00</sup>

#### Features:

- N/O — N/C INPUTS
- ADJUSTABLE ENTRY/EXIT TIMES
- PROGRAMMABLE CODES
- ENTRY WARNING BUZZER

12 Meter Passive Infra-Red Detectors  
from \$99.<sup>00</sup>



We stock a complete range of alarm  
equipment at Discount Prices.

Return this advertisement for a 5% Discount.

## microbee disks

Up to 800k of fast reliable disk storage  
from ROM BASIC, WORDBEE, EDITOR  
ASSEMBLER and MYTEK WORD  
PROCESSOR \*\* PLUS \*\* ability to read and  
write over 130 CP/M disk formats in  
32 and 64k microbees, from \$350.

Dreamdisk Controller Card	\$350
Complete 400k drive system	\$799
Complete 800k drive system	\$880
Dual 400k drive system	\$1000
Dual 800k drive system	\$1100
Add on 400k drive	\$250
Add on 800k drive	\$300
Mitsubishi Hi-res green screen	\$170

Call or write for more information on:  
Microbee memory upgrades to 56k and 64k  
3.5 inch and 1600k drives. IBM style keyboard for  
the microbee Spectravideo upgrades and  
peripherals and more coming...

### DREAMDISK PTY. LTD.

171-173 MORAY STREET  
SOUTH MELBOURNE 3205  
PHONE: (03) 690 8283  
SYDNEY (02) 523 8550 (AH)



# Beware wolves in Shure's clothing

## fact:

There are some new (and some not-so-new) microphones on the market that have a very familiar shape. In fact, a person who is not careful might confuse one of these for a Shure microphone!

However, in this case, beauty is only skin deep. Whatever the outward resemblances may be, it isn't hard to tell the difference between a Shure microphone and an imitation:

**Sound Quality.** The famous Shure Sound has *never* been duplicated – whether you prefer Shure's distinctive, crisp response with a presence peak that is perfect for vocals, or a flat frequency response for instrumental pickup.

**Reliability.** Shure has the most demanding and rigorous Quality Assurance programs in the sound industry ensuring dependable performance, time after time. Each Shure microphone shrugs off the kind of abuse that's associated with tough usage, adverse humidity and temperature conditions, and accidental mishandling. What's more, Shure microphones carry a one-year guarantee on parts and labor!

**Shure Nationwide Dealer Network.** When you are thousands of miles away from the place where you bought your Shure microphone, and you find you need service, or technical advice, or a matching component, you know you can put your hands on what you need – quickly. Worldwide!

Model SM58

# the real thing

Insist on the Shure name on your microphone. It's performance insurance that can't be imitated.

# SHURE®

NEW SOUTH WALES AND VICTORIA  
AUDIO ENGINEERS P/L: 342 Kent Street, Sydney NSW 2000.  
(02) 29 6731

QUEENSLAND  
AUDIO ENGINEERS (Qld): 47 Castlemaine Street, Milton QLD 4064.  
(07) 44 8947

WESTERN AUSTRALIA  
MARKETEC: 18 King William Street, South Fremantle W.A. 6162.  
(09) 335 8275

# ALTRONICS

COMPONENTS

# 9<sup>th</sup> Birthday Sale

• Hundreds of Quality Electronic

Save up to 50% on

Credit Cards accepted — You don't pay a



## AM Stereo Sensation!

★ AM Stereo ★ FM Stereo ★ Auto reverse Tape Deck

Why Pay \$300—\$400??



**\$199**

AM Stereo is here to stay (at long last!) Of course up until now it has cost a kings ransom for AM Stereo Car Sound. We hear of price tags of \$400 and up. Well — No More!! We At Altronics are proud to announce the release in Australia of the superbly engineered Roadsound RCR.760 AM Stereo/FM Stereo auto reverse cassette player. Manufactured in Japan, this fine set utilises the brilliant Motorola C-Quam system and is designed for Australian transmission specifications. Naturally the FM receiver is excellent and the robust auto reverse tape deck features metal tape compatibility and exhibits wow and flutter typically less than .25%. Audio output is 8 watts channel. Frequency response extends beyond 12KHz.

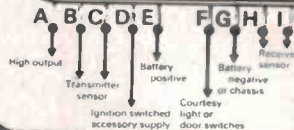
Treat yourself today to the greatest thing to happen to AM Radio in 60 years! Cat C 9122.

## Ultrasonic Intruder Detector

Designed to interconnect to your existing (or proposed) Car Alarm System. With the Ignition "On" system is inoperative. Once the Ignition is switched to off the unit fills the vehicle interior with a steady pattern of inaudible ultrasonic waves. Breaking of windows or movement within the vehicle will signal your vehicle alarm system. Two small sensors housed in attractive rubber caps fit to vehicle pillars, the main unit fits under dash. Cat S 5360

Was selling for \$49.50


**NOW \$24.50**



## GRAPHIC EQUALISER 7 BAND

30 watt per channel


**\$55.00**



Ultra compact car sound graphic. Simply feed your car radio or Radio Cassette player through this great amplifier and be amazed at the difference. 30 watts max. per channel — frequency Response to 20KHz. Mounts conveniently under the dash. Cat 9132

## Famous Sparkrite (UK) Electronic Ignition

Bargain of 1985 — Limited Stocks




A basic transistor assisted Electronic ignition system. Keeps ignition in tune. Stops arcing of points, greatly increasing point life. Gives easier starting and smoother running. • Built in timing light • 3 Pos switch to immobilise vehicle and for switch back to conventional system • Only 4 wires to connect • Mounting screws supplied • Fits all 12V neg.earth vehicles including Motorcycles. Full instructions supplied. Cat A 0095

**Now \$24.50**

## Roadsound 6.5 Inch coaxial Flush Car Speakers

30 watt Max.

C 9380 **\$39.95**



## Superb Itron 35W Rear Shelf Wedge 3 way Speakers

Separate Bass, Midrange and Dome Tweeters - Crystal clear Hi Fi performance. Cat C 9384



**\$59** pair

## MOTORISED ANTENNA FULLY AUTOMATIC

Extends automatically when ignition is turned on. Retracts similarly when turned off. Full kit includes all accessories and fixings. Full instructions included. Cat C 9420

**\$45.00**



**\$39.00**

## SPARKRITE SX2000

The highest performance Electronic Ignition

SPARKRITE SX 2000 is so easy to install — just clip the unit onto the ignition coil and make a few simple connections. SPARKRITE SX 2000 fits all 12 volt negative earth cars in minutes. SPARKRITE SX 2000 has a built-in ignition timing light and systems function light.

### Fitting is easy

Installing your SPARKRITE SX 2000 is so simple it can be completed in just a few minutes! All the normal installation accessories are supplied together with ignition coil clips. Separate adaptor plates for drilled holes are available in the unlikely case of your ignition coil being inaccessible. The fitting is illustrated in the step-by-step Instructions enclosed.

Fits all cars 12v Negative Earth



The Best As Tested by Popular Motoring U.K.

### Anti-theft

SPARKRITE SX2000 incorporates a changeover switch which allows instant conversion to conventional ignition, with a facility to switch off the ignition completely as an anti-theft device.

A 0096

**Now Only \$39.50**

SAVE \$20

BANKCARD HOLDERS—PHONE ALTRONICS TOLL FREE 008 • 999 • 007 FOR NEXT DAY JETSERVICE DELIVERY



# Bonanza

Components and Products —  
our Competitors prices.

cent until you get your statement next month!

With Altronics Jetservice  
We deliver to Your Door Next Day  
— Just Try Us !! —  
(Capital Cities & Suburbs - Country areas allow extra 24 - 48 hours)



FOR NEXT DAY JETSERVICE DELIVERY  
ALTRONICS TOLL FREE 008 • 999 • 007

## Desk Mounted Lamp Magnifier



Only \$169

This unit magnifies any object under a clear cool fluorescent light. The magnification is the maximum obtainable (lens 127mm diameter biconvex 4 Dioptres, focal length 254mm) consistent with minimum distortion and eyestrain and good off-angle viewing. It is NOT cheap, but then again it will definitely last a lifetime. It is built like a Rolls Royce. (We doubt whether 20 years continuous use would wear out the German made flexible arms for example). Spare fluoro tubes are available either from us or electrical outlets.

If you have trouble with fine PCB work or component identification but still want both hands free, this is for you. We thoroughly recommend this quality Australian made product.

**TECHNICAL INFORMATION - Illumination:** 22W Fluorescent **Weight:** 8.16kg **Lateral Extension:** 254mm **Vertical Extension:** 254mm **Fixing:** Heavy table base (grey & Ivory) with two chrome plated flexible arms. **Lens:** (see text) Cat A 0980

## VHS VIDEO TAPE EXCELLENCE



We've tested the lot - Well how does ME stack up? — In a word superb - Forget all about paying a premium for BASF or TDK—Altronics positively guarantee our new ME Metallic is equal to the very best—and that goes for mechanical construction as well as picture quality!

Were \$12.00 Limited Stocks Cat A 9330

**NOW \$9.90**

10Up \$8.90

## BLOOD PRESSURE & HEART RATE MONITOR

**Why Risk Unnecessary Heart Attack?**

A simple (take the reading yourself) periodic check of your blood pressure and pulse provides an "Inward look" into a vital aspect of your bodily health. Heart disease strikes down many people in their early 40's (or even 30's). The tragedy remains that had such victims been alerted, remedial medical, physical and dietary action could have been prescribed to avoid illness and in many cases restore full bodily health.

A superb Gift for the dedicated fitness enthusiast Absolutely essential for those over 40 and concerned with their health, or on Fitness Therapy. Use this easy to operate Monitor, to measure your pulse (or heart rate) and Blood Pressure. Remember high blood pressure is in itself symptomless and the usual forerunner to future chronic heart disease. **Features Include** "error" display warning of incorrect use. Handbook supplied will enable anyone in your family to be fully conversant with this monitor in minutes. Easy to read display of Systolic and Diastolic Blood Pressure and Pulse Rate. Cat X 3055

Don't Pay \$150 Now Only \$89



## Magneto Torch \$3

This handy little flashlight uses no batteries and is every bit as bright as your average torch. The squeeze/spring action hand grip drives a tiny inbuilt Magneto. Just the job for the car glove box, boat, holiday flat, or for anywhere where you need an occasional flashlight without ever having to buy a single battery. Where selling for over \$20!! Altronics Sale Price Just \$3. Cat A 0950 Dimensions 120 x 60 x 60.



## Brilliant Smoke/Fire Detector 100 Only — Great for Boat, Caravan, Home.

Every year 100's of Australian Men Women and Children perish through house fires and smoke inhalation.

Virtually none would have died had a Smoke Sentry Alarm been fitted to their home.

Cat A 0090

Be Quick 100 Only Were Selling for \$59.95 **\$14.99**



Does not include battery.


- Brilliantly Designed Dual Chamber Ionisation sensor detects particles of combustion (smoke) at earliest stages of fire e.g. smouldering etc.
- Loud, persistent 85db alarm wakes the soundest of sleepers.
- Low cost 9 volt battery lasts approx. 1 year, easily replaced.
- Low battery alarm • Test Switch.
- Dead easy to install-takes less than 10 minutes-all you need is a screw driver. **Protect yourself and your whole family as of today.**

## Bonus Free Offer

Normally \$7.95

When ordering from this advertising - please tell us where you saw the advert - e.g. E.A. ETI etc. This will be of enormous benefit to our future advert planning and as a gesture of our appreciation we will send you our super handy 13 piece Drill Set absolutely Free Gratis.

Cat T 2330 High Speed Sizes 1.5 to 6.5mm



## Entertainers Microphone

Dynamic Low Impedance 600 Ohm Fitted with Lead and Jack Plug

A scoop purchase of these surprising quality entertainers Microphone allows us to pass these on to you at an unbelievable price - these recently sold for nearly \$40!! - Sturdy construction, frequency response 80-15KHz



\$12.50


## Desk Top Calculator

Just released for 1985. New technology now allows powering of large desk top type display as used with our new X 1050. No more batteries to go flat. No more Batteries to leak! No more Batteries!!! Perfect for Home or Office Fantastic Value. Cat X 1060

Was \$19.95

Now

**\$15**



# Now Hewlett-Packard ties low cost test and measurement to PC productivity.

**Introducing the HP Personal Computer Instrumentation System** – conduct test and measurement and business applications at the same workstation.

It's a new concept in test and measurement. A system which offers a more efficient, cost saving way to program and perform test procedures, analyse and compare data, and record and plot results.

A system which enables you to simultaneously monitor and control as many as eight instruments – for example a D.V.M., a Digitizing Oscilloscope, a Function Generator – from the screen of your PC.

**For HP 150's & IBM PC's**

Simply connect the instruments and accessories of your choice to your HP 150 Touchscreen, or IBM PC, PC/XT, or PC/AT personal computer and load the System Software.

Now you can perform test and



measurement and run business applications like word processing and spread sheet analysis at a single workstation.

HP's PC Instrumentation System makes all this readily achievable without major capital outlay.


Discover how to improve your productivity by putting the system to work for you.

**Phone HP – the instrumentation leader – to arrange for a demonstration today.**

Melbourne: 8952895, Sydney: 8884444, Adelaide: 2725911, Perth: 3832188, Brisbane: 304133, Canberra: 804244.



Leo Burnett 7218 HEP 90474



# Electronics Today's FREE Reader Information Service

This service is designed to make it easy for readers to receive further information on the products and services advertised in this issue of Electronics Today.

Look up the name of the advertiser in the index at right and transfer the code number shown to a box on one of the tear-out reply-paid response cards opposite. To specify a particular product, you may need to add a code number (eg, product code number) shown in the advertisement itself. Do this for up to six products, if you wish. Then fill in the rest of the card and drop it in the mail.

We will direct your enquiries to the advertisers concerned so that they can send you the information you've requested. It's easy, avoids cutting up your magazine and saves you the time and effort of writing letters. But remember to fill in the complete card, to ensure that you get the information you want.

The cards in this issue must reach us before the end of the month of publication (ie, the month on the cover).

**NOTE:** This Advertiser Index and Reader Information Service are provided as an additional service to readers. The publisher cannot assume any liability for errors or omissions. The absence of a code number for any advertiser indicates that no further information is available for the products advertised.

## ADVERTISERS' INDEX

Advertiser	Code	Page Number
ACL	09060	58
ACME Electronics	09001	40
Active Electronics	09002	98
Advertising Standards Council	09073	120
Allen Bradley	09061	78
Altronics	09004	16,17,46,47
Audio Engineers	09062	15
Benelec	09063	72
Burglar Alarms Aust	09045	14
Crusader Electronics	09064	58
Daneva Australia	09010	41
Denon Disc Offer		Supplement 2
Dick Smith Electronics	09012	32,43,90
Disco World	09013	114
Dream Disk Pty Ltd	09014	14
Ectron Pty Ltd	09065	73
Electrical Equipment	09066	42,58,78,87
Elmeasco Instruments	09016	57,64,114
Energy Control	09017	79
ETI books	09019	103,104,105,106
Ferguson Transformers	09020	14
GFS	09067	79
Hewlett-Packard	09021	18
Hi-Com Unitronics	09068	87
Icom Aust Pty Ltd	09022	79
Information Dynamics	09059	113
IREE	09069	81
Jaycar Electronics	09023	50,51,66,67
Leisure Imports	09024	35
Macro Dynamics	09070	102
Marlst Bros Art Union	09071	34
Microtrix	09025	65
Pioneer	09072	30
Prepak Electronics	09029	119
Rod Irving Electronics	09031	26,27,31,59, 76, 77, 83, 97
Rose Music Pty Ltd	09032	OBC
Scan Audio Pty Ltd	09033	35
Scope	09034	115
Siemens Ltd	09035	IBC,99
SME Systems	09036	82
Sony Australia	09037	IFC
Statronics	09074	87
STC Canon	09038	Supplement 9
Subscription Offer		107
Teac	09078	Supplement OBC
Telecom	09075	35
Truscott	09039	113
Union Carbide	09076	42
Vanfi	09077	Supplement 17
Wireless Inst of Aust	09041	114

# PC POWER FOR TEST INSTRUMENTATION

## Hewlett-Packard's PC – Instruments System

ETI engineer: "Very nice and I wish we had one." Don't we all. The PC Instrument System links software driven instrument models to the HP-150 Touchscreen or the IBM-PC for elegant impressive auto testing and measurement.

Robert Irwin

HEWLETT-PACKARD HAS always had a big name in instrumentation and test gear. One of its latest offerings is a series of computer controlled test instruments which it calls the "PC Instruments System". This consists of a series of instrument modules designed to interface, via the HP Instrument Bus, to either HP's own HP-150 com-

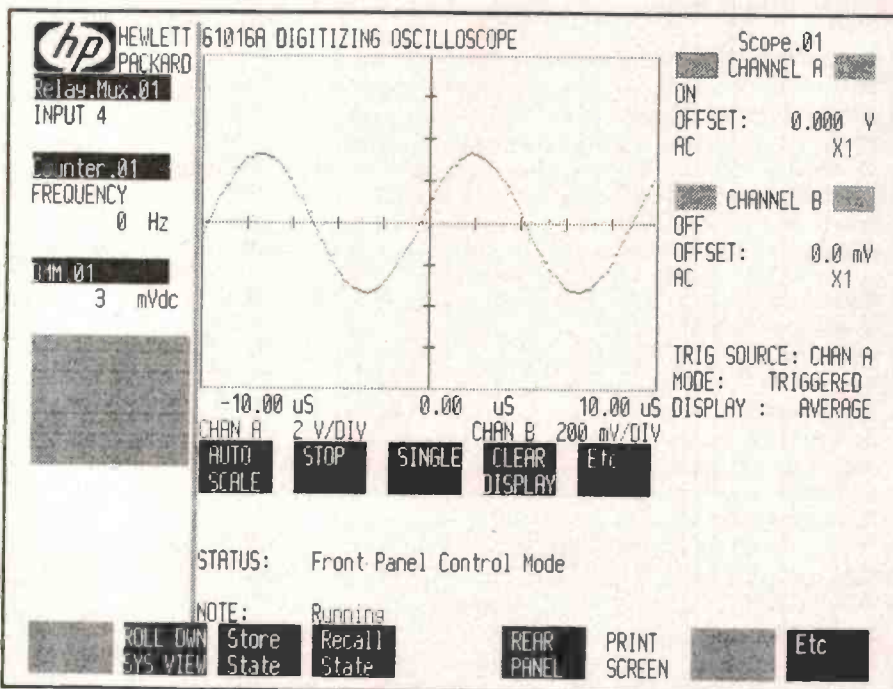
puter or the ever popular IBM-PC. The concept behind the PC Instruments System is to put the potential power of these PCs to work in a fully software driven test instrument environment.

The idea of computer control in test instruments is by no means a novel one but the usual implementation is to take a com-


plete, stand-alone unit, such as a DMM, and include, to a greater or lesser extent, some sort of computer interfacing. This, of course, has the advantage that the instrument can be used either with or without a computer but, of necessity, considerably raises the cost of the instruments to a level that puts versatile automatic test set-ups into the 'big league' and requires many dollars and much time to implement. Indeed, Hewlett-Packard itself has been instrumental (excuse the pun) in the design and marketing of just such equipment. It has its own implementation of the IEEE-488 general purpose industrial bus going under the name "HP Instrument Bus" (HP-IB) and has produced a number of test instruments capable of using this bus to interface to a computer.

### The PC instrument system

The main difference in the new line of HP products is that the test instruments are dedicated, software driven peripherals which, in themselves, have no display or control facilities. The 'front panel' is software created and graphically displayed on the computer VDU. This eliminates the need for, and thus the cost, of individual displays and controls on each instrument. The instrument modules contain only the hardware necessary to interface the computer to the outside world in the appropriate way. The computer does the rest. By taking this approach, Hewlett-Packard has tried to exploit the possibilities presented by the increasing power and decreasing cost of a personal computer set-up.



A dump of the oscilloscope front panel screen using the "print screen" function.



The modules stack neatly on the optional system power unit.

As far as hardware goes, the system, at present contains eight modules. The instruments included are a digitizing oscilloscope, digital multimeter, function generator and universal counter. The four remaining modules are not strictly instruments but perform various functions to increase the versatility and ease of use of the system; they include a digital I/O, relay multiplexer, dual voltage DAC and an eight-way, high power relay actuator.

All of the modules are the same size and shape and are designed to sit very neatly and securely on top of one another to save bench space. On purchase, each unit is supplied with its own power supply in the form of a small plug-pack type arrangement but a master supply to power all the units is available.

Apart from the interface card for either the HP-150 Touchscreen computer or the IBM-PC and the computers themselves, the only other hardware needed is the various probes and clips that you will require to connect the instruments to a circuit.

### Soft touch

Just as important as the modules themselves is the software that runs them. As mentioned previously, both the HP-150 Touchscreen and the IBM-PC can be used to drive the system. In the case of the former, the touchscreen is used to great advantage to implement a 'soft key' system on the screen, whereby a displayed 'button' need only be touched to actuate the function it represents. A more conventional keyboard cursor control duplicates the process from

the keyboard if the operator desires.

The system software which comes with the modules performs several duties. The most obvious, on power up, is the generation of detailed graphics representing the front panel of the instrument being used. All the switches and knobs usually found on a similar stand-alone unit are displayed and changing settings or functions is usually only a matter of moving the cursor over the relevant section and pressing the return key. In this manual mode all the units can be driven as you would a normal instrument. When several instruments are being used at once, the front panel of the currently used instrument is displayed as normal but the left hand column of the screen is reserved for what is termed a "system view window". This displays the current status and readout of all the other instruments in the system.

### Programming ease

The use of 'soft' front panels enables the price of each module to be kept to a minimum, but this is only the tip of the proverbial iceberg as far as software development goes. The main power of the PC instruments system, indeed its reason for being, is the ability to run programmed test sequences under computer control. A problem with past systems has been the time and money involved in developing software to run them. In the main, programs would be developed from scratch to accommodate the needs of a particular user and the instruments used. The HP instruments software has been designed to be as general purpose as possible and easy to program so that

working systems can be developed and debugged with a minimum of time and programming proficiency. Several features of the system software make this possible.

All the instruments can be set up manually to the desired initialized states and, by use of a key on the soft front panels, this 'system state' can be stored on disk, under a user definable name. Also from front panel mode, a user named 'program shell' can be created from which a full test program can be developed. The program shell is a BASIC program which contains all the initialization instructions and subroutines needed to drive the system from GW BASIC. From this base program a user written program can be developed to perform the desired tasks.

Because all the necessary subroutines have been created in the shell, simple CALL commands can be used to control the instrument functions. For example, to set the system up to a pre-stored system state you can issue the command:

```
CALL INITIALISE SYSTEM (statefile)
```

where "statefile" is the name of a system state that was stored from the front panels. This command will then set up the entire system to the desired state. Changing the settings of the instruments or reading a measurement etc are all done in a similar manner using various CALL commands.

With this prewritten program shell, quite sophisticated test programs can be written in BASIC by even those with minimal experience on the system. This makes in-



HEWLETT  
PACKARD

and  
present





# PC INSTRUMENTS

# COMPETITION

## \$1726.00 in prizes!

Hewlett Packard has shown how innovative it can be with the release of the PC Instruments system. Now its your turn! If you can suggest the four most innovative applications for the PC Instruments system you can be in the running to win a high performance multimeter or one of two great programmable calculators.

You could win this high performance HP 3468B five function digital multimeter. It has 1 uV sensitivity and electronic calibration.



Or you could win one of these two runner up prizes, a HP 11C or a HP 15C scientific programmable calculator.

Closes November 1, 1985

Yes! Please enter me in the HP-ETI-PC Instruments Competition . . .

I think the four most innovative applications for the PC Instruments would be:

1 ..... Name: .....

..... Address: .....

2 ..... Postcode.....

..... State..... Phone .....

3 ..... Company/Organization .....

4 .....

**eti** The Federal Publishing Company Pty. Ltd.  
P.O. Box 227,  
Waterloo, N.S.W. 2017.

house program development by the user companies (or individuals) very economical and easy to do, enabling automatic testing to be implemented at a greatly reduced cost. The cost of changing or updating system software is also made more palatable.

In case you were wondering about having to junk the very expensive, HP-IB compatible digital CRO you have just purchased, fear not! Some additional hardware and software is available to turn your computer into an HP-IB controller. Being compatible with the PC Instruments System, this software enables you to control both the instrument modules and the HP-IB compatible equipment from the same BASIC program allowing the power of the stand-alone modules to be combined with the ease of use of the PC Instruments.

### Data handling

Obtaining reading and measurements is one thing. Turning them into useful information is another. To help ease the pain, optional Data Acquisition software is available for the PC Instruments System. This enables the logging of data and the configuration of the system for multiple scanning and recording operations. A graphics utility then enables the data to be presented in a visual form directly to aid in the interpreta-

tion of incoming data. The Acquisition software is menu driven in a similar fashion to the soft front panels and is therefore very user friendly and, once accustomed to the soft panels, easy to adapt to.

Included in the PC Instruments System software is a DIF (Data Interchange Format) conversion which makes it possible to directly drive some powerful and widely used third party software such as Lotus 1-2-3, VisiCalc, Picture Perfect and Wordstar. The resources here are immense and can be tapped to expand the Instruments System into quite a sophisticated data acquisition and processing system. Complex graphical and numerical analyses of incoming data can be performed enabling useful data to be presented to the user with a minimum of delay.

### Shape of things to come

There is no doubt that the new PC Instruments System is a pioneering venture for Hewlett-Packard. Its acceptance and usefulness in the marketplace are, as yet, unknown quantities. I feel sure, though, that this approach to PC instrumentation will find many a niche to fill. In the instrumentation field HP enjoys a deservedly high reputation for quality and reliability in its products. When personal computers were first introduced they were viewed by the professionals as nothing more than toys but, with their decreasing price and increasing power, they have found their way into an ever increasing bag of applications. With the IBM-

PC becoming virtually an industry standard, there should be a great deal of interest in the Instruments System from anyone who would benefit from an automated test set-up without the resources to expend the megabucks and many hours to get a conventional system up and running. The PC Instruments System could point the way to the future of test instrumentation and provide yet another avenue for development in the ever expanding personal computer revolution.

### HP INSTRUMENTS SYSTEM — A BRIEF REVIEW

After reading the brochures and press releases on HP's new Instruments System, I was, as you can imagine, quite keen to get my hands on one and take it for a test drive. There being only one complete system in this sunburnt land of ours, it was, understandably, in great demand.

Eventually I managed to persuade the relevant powers at HP to ship the system out to the ETI lab for a quick review. There were four days in between the system being shipped up from Melbourne to being sent up to Brisbane. Four days! I had visions of still being lost in the opening menu with an operator's manual stapled to one hand and a GW BASIC manual clutched in the other in that short time. But I was pleasantly surprised.

The system finally arrived and after a few trips lugging the gear up several flights of stairs to the lab it was time to set it up. This was my first surprise. The system was completely easy to put together. The test computer supplied was the HP-150 Touchscreen with 10M Winchester hard disk and a 3½" micro floppy. Only five of the instrument modules were available for testing at the time and these stacked neatly and securely, in two rows, on top of the power



## EQUIPMENT REVIEW

supply unit. The modules were connected together in a "daisy chain" with ribbon cable and IDC connectors which connects back to the HP-IB interface on the computer. Accompanying the instruments was HP's excellent Thinkjet printer which connected to the computer via a very sturdy looking multicore cable. This left three mains plugs to find sockets for.

Before getting down to the nitty-gritty, a word about the cosmetics of the system. All the modules are identical in shape and size (295x212x65 mm) and weigh in around the kilo mark on average. This makes for a compact and light system which should have no trouble finding a place on even the most cluttered benches. The cases are made from the same light grey plastic as the computer and are moulded so that they will interlock when stacked on top of each other. The power supply is two modules wide and allows the instrument modules to stack neatly on top. The faces of all the modules contain no switches or displays but have various sockets or terminal blocks according to their functions. Two green LEDs appear on the left-hand side of each module to indicate POWER ON and whether the module is currently active or not.

The five modules I was able to look at were the digitizing oscilloscope, function generator, frequency counter, relay multiplexer and digital multimeter. After finding all the necessary ON buttons and pressing them, a reassuring humming from the Winchester and a few blinking LEDs told me that the system was getting ready. After about 30 seconds the first signs of life appeared on the screen. The system was configured to jump into the applications management software upon power up and, after a few preliminary messages, did so. I searched through the directory and found the SOFT PANELS program and, with a mere flexing of a finger (the Touchscreen does make life easy!), fired it up. The usual copyright and header pages appeared and then, voila, in front of me was a digital multimeter awaiting my commands. On the left hand side of the screen was a system status column which gave the state of all the other instruments. I quickly stepped

through the front panels of each instrument and had a bit of a play with the 'knobs'. The range switches and the like are arranged in what HP calls 'roll switches'. These switches display the current setting as well as one either side. To change the setting you first roll the switch up or down and then select the centre setting.

After playing with the system in manual mode for a while it soon became obvious that this was not its strong point. Although all the instruments (with the exception of the function generator which I will explain later) perform their set tasks very well indeed, the user tends to get a little frustrated at not being able to instantly change ranges and settings. Also, having to keep alternating between front panels to change setting tends to be a little time consuming. However, this is not what the system is specifically designed for.

The aim of the game is automated testing so to this end it was time to delve into the mysteries of programming the system, and with a cursory burrow into the relevant manuals they disappeared rather quickly. Assisted by only a passing acquaintance with GW BASIC it soon became apparent that creating BASIC programs for specific applications was almost trivial. The first step in the programming sequence is to set up the initial states of all instruments. This is done in the manual mode and once you are satisfied with the set-up you store the state of all instruments by pressing the STORE STATES button on the screen. You may specify which disk you want it stored on and give the state a name of your choice. You may store as many different states as you want and also, within each state, you may configure each instrument a number of times so that, for example, if you want to have two DMMs each with different settings, you simply set it up one way under one name (DMM.01 is the default name) and the other way under a different name.

Once you have stored the initial state of all the instruments a PROGRAM STORE button then lets you create a program shell in BASIC with a user given name. Once you have done this you can jump into BASIC and write the rest

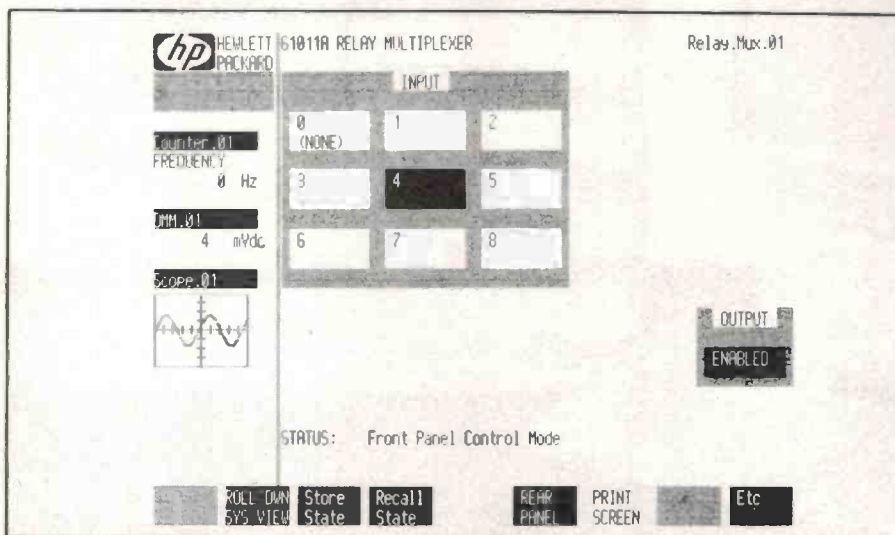
of your program. The program shell is a BASIC program that uses the line numbers up to 1000 and contains all the necessary subroutines and initialization sequences to drive the modules. The user written program is added from line 1000 onwards. To get the modules to perform functions a set of CALL Instructions is used. For example, CALL OUTPUT.ENABLE (MUX.01) turns on the output of a relay multiplexer called MUX.01. Initializing the system to a previously stored state can be accomplished with a CALL INITIALISE.SYSTEM(state) where "state" is the name of a statefile created in the front panels mode.

To test the system out I wrote a short program to take measurements of a dc voltage reference every 20 seconds. Although only a simple test, it was enough to assure me that there would be no problem in creating quite sophisticated test routines even with my severely limited experience with the system. Because the program is written in BASIC, there is also potential for modifying and operating on the incoming measurements directly. Thus programs may incorporate computational and graphical subroutines if desired. The system software is also able to talk to sophisticated data handling packages such as Lotus 1-2-3 and VisiCalc which enables some pretty fancy data manipulation. Unfortunately, I didn't have the time to check this out myself so I'll have to take HP's word for it.

Although thoroughly taken with the potential and the ease of use of the system, I did find a few 'bugs'. After doing an autoscale on the oscilloscope two vertical lines appeared on the left side of the screen. The only way I could get rid of them was to call up the front panel of another instrument and then go back to the scope. These lines are possibly meant to be there but their purpose eluded me. Another problem I came across in the test system was that sometimes when calling up the FRONT PANELS program initially, the system would 'hang' and I would have to do a cold start. This seemed to happen more often when the modules were connected to a circuit ready for measurement but it did happen once when there was nothing on the inputs. I suspect, though, that this was a problem with the computer (it has been crated all over Australia and is bound to get a bit of rough handling) rather than the Instruments System.

At the time of this review the only function generator module available was a prototype one. This module only worked intermittently so there was no way to assess its performance. HP assures me that the production unit works perfectly.

All too quickly the time came for the Instruments System to make its sojourn north. Apart from a few minor problems, the system performed impeccably and was a real pleasure to use. The potential power and usefulness of this system is great and will be at home in both small and large scale applications. I can see the system as an invaluable test aid in any electronics development set-up (such as the ETI lab... hint, hint!) and with the simplicity of programming, its use should be versatile enough to make it a very cost effective proposal for even smaller organizations. Hewlett-Packard has laid a new direction in automatic testing with the PC Instruments System and has opened a new avenue in the expanding personal computer revolution. ●




The front panel of the relay multiplexer. Note that the status of the rest of the instruments displayed down the left hand side of the screen.





A close up of the front of the counter module. Note the absence of controls and display.



The rear panel of the counter module showing the interface, power sockets and recessed switch for address selection.



**ARCADE FIRE BUTTONS**  
With micro switches.  
Cat. X15639 **\$9.95**



**"IBM TYPE" COMPUTER CASING**  
Give your kit computer a totally professional appearance with one of these "IBM type" casings, includes room for 2 5/4 inch disk drives and connection ports. Dimensions 49x39x5cm.  
Cat. X11090 **\$119**



**ENCLOSED ROTARY SWITCHES AT SPECIAL PRICES!!**  
1-9 **\$1.20** 10+ **\$1.00**



**ECONOMY TOGGLE SWITCHES**  
Unbelievable Value!  
10-99 100+  
S11010 (SPDT) **1.50 1.40**  
S11020 (DPDT) **1.95 1.75**



**QUALITY MOMENTARY (RED BODY)**  
SPDT Cat. S11050 **\$1.40**  
DPDT Cat. S11052 **\$1.75**



**QUARTZ CRYSTAL CLOCK MOVEMENT**  
Very compact and reliable.  
Self starting one second stepping.  
Stepping motor has strong torque.  
Powered by 1.5V AA battery that lasts approximately a year.  
Supplied with two sets of hands, one short and one long.  
+15 seconds/month accuracy.  
56mm square, 15mm deep.  
Complete with data sheet, instructions and wall hanging bracket Cat. XC0100 **\$14.95**



**RELAY AND BASE**  
Can carry 10A at 28V DC or 5A at 240V AC. Supplies with Chassis Mounting Socket with screw terminals. Great for school projects and demonstrations, switching DC power supplies, central circuits and with contacts parallel up to 20A can be switched.  
Normally \$8.95  
Cat. S14074 **NOW \$6.95**



**ECONOMY 19" RACK CASE**  
Tremendous Value! Dimensions W 480 x H 134 x D 250mm.  
Cat. H10400 1-9 **\$34.95** 10+ **\$29.50**



**BARGAIN**  
BW, aluminium or plastic. Normally \$9.50  
Aluminium Cat. C12015  
Plastic Cat. C12010  
1-9 **\$6.50** 10+ **\$5.95**



**P.A. SPEAKERS**  
Low dual cone, wide range. 200mm (8in.). Ideal for public address, broadcast, music, etc. Tremendous Value at these prices!  
Cat. C12000 1-9 **\$5.95** 10+ **\$4.95**



**TDK AUDIO TAPE BARGAINS**  
Description Cat. No. 1-9 10+  
DC46 TDK A11305 2.75 2.10  
DC60 TDK A11307 2.95 2.25  
DC90 TDK A11309 3.50 5.50  
DC120 TDK A11311 5.50 4.25  
AD60 TDK A11315 3.75 2.95  
AD90 TDK A11317 4.75 3.50  
AD120 TDK A11319 6.95 5.50  
ADX60 TDK A11320 4.95 4.50  
ADX90 TDK A11322 5.95 4.50  
SA60 TDK A11325 5.35 3.95  
SA90 TDK A11327 5.95 4.50  
SAX60 TDK A11329 5.25 3.95  
SAX90 TDK A11332 6.95 5.95  
MAC60 TDK A11335 10.95 9.35  
MAC90 TDK A11337 11.50 8.75  
MAR60 TDK A11340 13.50 10.95  
MAR90 TDK A11342 17.20 15.35



**YFE 1030C DIGITAL MULTIMETER**  
New multimeter at unbeatable value for under \$50! The new YU-FONG YFE-1030C features:  
Large 3 1/2 digit display. (1/2 inch high)  
Autopolarity, "-" display for Negative input.  
High over-load protection for all ranges.  
Over-load display highest figure "11" or "1.1" alone glows.  
Power consumption 20mW approx.  
Cat. Q16030 **\$49.95**



**BULK CABLE 100M ROLLS**  
Cat. W11222 3C2V 75 OHM **\$22**  
Cat. W11224 5C2V 75 OHM **\$35**  
Cat. W11219 4 Core Shielded **\$49**



**CABLE CLIPS**  
Single Cat. **\$0.06**  
Dual Cat. **\$0.06**




**NEW JOINABLE PCB MOUNTING SCREW TERMINALS**  
Less than half the price of the old ones!  
2 Way 1-9 **\$0.50** 10+ **\$0.40**  
3 Way Cat. P10543 **\$0.75** **\$0.65**  
(please note these are the new blue ones)



**WELLER WTCPN SOLDERING STATION**  
The WTCPN Features:  
Power Unit 240 V AC  
Temperature controlled iron.  
24 V AC  
Flexible silicon lead for ease of use  
Can be left on without fear of damaged tips!  
The best is always worth having.  
Cat. T12500  
R.R.P. \$109 Our price **\$99**



**10 TURN WIRE WOUND POTENTIOMETER**  
Spectrol Model 534 1/4" shaft.  
Equival (Bourms 3540S, Beckman 7256)  
Dials to suit 16-1-11, 18-1-11, 21-1-11.  
R14050 50R R14100 5K  
R14055 100R R14110 10K  
R14060 200R R14120 20K  
R14070 500R R14130 50K  
R14080 1K R14140 100K  
R14090 2K  
1-9 **\$9.50** 10+ **\$8.50**



**RITEMAN INFO RUNNER**  
An exciting new printer from the experts "Riteman". This compact stylish printer performs like printers twice its' price and size. 120 C.P.S., dot resolution graphics, tractor/microfilm feed, 10" paper.  
**\$459**



**RITRON 2**  
Stylish swivel base monitor, available in amber or green.  
1-9 **\$215** 10+ **\$205**  
Green Cat. X14500  
Amber Cat. X14500  
**\$219** **\$205**



**READY MADE CABLES**  
Serial to Serial **\$24.95**  
Cat. P19011  
Parallel centronics to centronics  
Cat. P19013 **\$29.95**



**RS232 & 'D' TYPE CONNECTORS**

PART	DESCRIPTION	CAT. No.
1-9		10+
DE 9P	9 Pin Female	P10880
<b>\$1.75</b>		<b>\$1.60</b>
DE 9S	9 Pin Male	P10881
<b>\$2.25</b>		<b>\$2.45</b>
DE 9C	9 Pin Cover	P10992
<b>\$2.55</b>		<b>\$2.45</b>
DA 15P	15 Pin Male	P10894
<b>\$2.10</b>		<b>\$1.95</b>
DA 15S	15 Pin Female	P10895
<b>\$2.25</b>		<b>\$2.10</b>
DA 15C	15 Pin Cover	P10892
<b>\$1.15</b>		<b>\$1.05</b>
DB 25P	25 Pin Male	P10900
<b>\$2.95</b>		<b>\$2.80</b>
DB 25S	25 Pin Female	P10901
<b>\$3.45</b>		<b>\$3.30</b>
DB 25C	25 Pin Cover	P10902
<b>\$1.20</b>		<b>\$1.10</b>



**SOLDER CENTRONICS PLUGS**  
Unreal price for absolute top quality. Normally \$14.95 (Our opposition charge up to \$19.95).  
1-9 **\$6.50** 10+ **\$5.95** 100+ **\$4.95**



**BRAND NEW FANS**  
Not noisy pullouts! Stacks of uses in power amps, computers, hotspot cooling etc. Anywhere you need plenty of air.  
240V 4 5/8" Cat. T12461 **\$10.95**  
115V 4 5/8" Cat. T12463 **\$10.95**  
240V 3 1/2" Cat. T12465 **\$10.95**  
115V 3 1/2" Cat. T12467 **\$10.95**  
10 Fans (mixed) less 10%



**MINIATURE BUZZER**  
5-15V White or black.  
Cat. A15062 1-9 **\$1.95** 10+ **\$1.75**



**PLASTIC BODY CO-AXIAL CONNECTORS**  
Plug Cat. P10401 **\$0.50**  
Socket Cat. P10408 **\$0.60**



**PLASTIC BODY CO-AXIAL PANEL SOCKET**  
Cat. P10406 **\$0.45**



**FM ANTENNA**  
88-108MHz 75/300 Ohm  
Cat. **\$29.50**



**CO-AXIAL SOCKETS**  
**LOW LOSS SPLITTER**  
Gives 2 standard co-axial outlets from one input.  
Cat. L11036 (left) **\$4.95**  
Cat. L11037 (right) **\$4.95**



**IC SPECIALS!**

	1-9	10+
4116	\$1.50	\$1.70
4164	\$2.75	\$2.55
2716	\$5.90	\$5.50
2732	\$6.25	\$5.95
2764	\$8.25	\$7.95
27128	\$12.50	\$11.50
6116	\$5.50	\$5.15
41256	\$14.50	\$12.50



**S100 PROTOCOL CARDS**  
Horizontal Bus Cat. H19125 **\$29.50**  
Vertical Bus Cat. H19130 **\$29.50**



**APPLE COMPATIBLE SLIMLINE DISK DRIVES**  
Cat. X19901 1-9 **\$225** 10+ **\$220**  
(\*Apple is a registered trademark.)



**LOCAL BURGLAR ALARM CONTROL PANEL**  
The odds against you are climbing and prevention is better than cure!  
Adjustable exit/entry time delay and alarm time (avoids unnecessary noise pollution)  
12V D.C. 1.5Amp  
Provision for battery back-up.  
Tamper switch  
Optional outputs: Sirens, bells, floodlights, automatic diallers, tape recordings, closed circuit TV, etc.  
Accepts N.C. and N.O. detectors such as infrared, microwave, ultrasonic, wireless, vibration sensor, magnetic switch, door mat, smoke detector, glass breakage sensor, panic button etc.  
Cat. S15051 Normally **\$99.95** NOW **\$79.95**



**PIPER MOUSE ROBOT**  
This is a Super-Sonic robot, controlled by a super-sonic sound sensor and an electronic circuit. (1 Channel). By using the whistle included with this Kit, Piper Mouse will obey your commands immediately turning to the left, stop, turning to the right, stop, advance and stop.  
Cat. K9680 **\$44.95**



**U.V. TUBES**  
Fits into standard 15W fluoro holder. Suitable for Scotchcal, Eprom erasing etc. As used in ETI Eprom Erasing Kit.  
WARNING: Do not look directly into UV Tubes.  
Cat. H28600 **\$24.95**  
\*If ordering by mail please include an extra \$2 for "special" packing.



**COMPUTER PAPER**  
Top quality at a very affordable price!  
Blank 11 x 9 1/2", 2,000 sheet, quality 60 gsm bond paper.  
Cat. C21001 **\$29.50**




**5 1/4" FLOPPY DISK SPECIALS!**

	1-9	10+
XIDEX S/D/D	\$31.00	\$29.00
XIDEX D/S/D	\$38.00	\$36.50
VERBATIM DATALIFE S/D/D	\$27.95	\$26.95
VERBATIM DATALIFE D/D/D	\$39.95	\$37.95
VERBATIM VALULIFE S/D/D	\$24.95	\$22.95
VERBATIM VALULIFE D/D/D	\$31.95	\$29.95



**RITRON 1**  
Our most popular model in a steel cabinet to minimise R.F.I. interference.  
Green, Cat. X14500 **\$199**  
Amber, Cat. X14500 **\$209**



**SWIVEL BASE**  
Makes life easier, normally \$29.50.  
Cat. D11100 **\$27.50**



**RITRON (ZETA) DATASETTE**  
For data loading and saving, this Micron Datasette suits most home computers and features tape counter, monitor function for audio verification and slide volume control for output level.  
Cat. C14900 **\$24.95**

**PLEASE NOTE  
NEW MAIL ORDER  
PHONE NUMBER**



**MODERN PHONE**  
Check the features and the value for money of this stylish new modern phone...  
 • Speaker Phone with Built-in Amplifier for Detecting Busy Signal during communication.  
 • Auto/Manual Answer, Manual Originate, Auto Disconnect  
 • Carrier Detect Indication, 20 Memories (each with 18 Digits Capacity) for Auto-dialing  
 • BELL 103 CITT V21 Compatible.  
 • 300 BPS Full Duplex.  
 • Last Number Redial.  
 • Pushbutton Keyboard.  
 • Volume High or Low Control.  
 • FCC Approved Direct Connect.  
 • "In-use" Dialing Indicator.  
 Cat. X19105 (Not Telecom approved) **\$199**



**DESK MOUNTED LAMP MAGNIFIER**  
This unit magnifies any object under a clear cool fluorescent light. The magnification is the maximum obtainable (lens 127mm diameter biconvex 4 Dioptres, focal length 254mm) consistent with minimum distortion and eyestrain and good off-angle viewing. It is NOT cheap, but then again it will definitely last a lifetime. It is built like a Rolls Royce! Spare fluoro tubes are available from electrical outlets. If you have trouble with fine PCB work or component identification but still want both hands free, this is for you.  
**TECHNICAL INFORMATION**  
 Illumination: 22W Fluorescent  
 Weight: 81.6Kg  
 Lateral Extension: 254mm  
 Vertical Extension: 254mm  
 Fixing: Heavy table base (grey) with two chrome plated flexible arms.  
 Cat. **\$169**

**NEW PHONE PLUGS & SOCKETS**  
We hook on the grapevine that all future installation will use the U.S.A type of plug and sockets for communication lines.



**TELEPHONE CURL CORD**  
 • U.S. plug to U.S. plug  
 • Replacement hand set cord  
 • Length 4.5 metres  
 • Colours: cream, dark brown.  
 Cat. Y16022 **\$7.95**



**TELEPHONE EXTENSION CABLE**  
 • U.S. plug to U.S. socket  
 • Length 10 metres  
 • Cream colour cable  
 Cat. Y16024 **\$8.95**




**TELEPHONE ADAPTOR**  
 • Australian plug to U.S. socket  
 • Length 10cm  
 • Cream colour cable  
 Cat. Y16026 **\$6.95**



**TELEPHONE EXTENSION CABLE**  
 • U.S. plug to 2 U.S. sockets  
 • Length 10 metres  
 • Cream colour cable  
 Cat. Y16028 **\$10.95**

**AUSTRALIAN TYPE COMMUNICATION PLUGS/SOCKETS**  
 We still have great stocks of Australian type phone plugs and sockets!



**TELECOMMUNICATION PLUG TO 2 SOCKETS.**  
 Ideal for modem connections.  
 Cat. Y16014 **\$12.95**



**TELECOMMUNICATION PLUG/SOCKET**  
 Plug Cat. Y1601 **\$3.95**  
 Socket Cat. Y16018 **\$4.95**

**TELECOMMUNICATION EXTENSION LEADS**  
 Cat. Y16010 5m **\$12.50**  
 Cat. Y16012 10m **\$14.95**



**SPECTROL 43P**  
 Equiv (Bourns 3006)  
 Great for precision work.  
 R14200 10R R14290 10K  
 R14210 20R R14300 20K  
 R14220 50R R14310 50K  
 R14230 100R R14320 100K  
 R14240 200R R14330 200K  
 R14250 500R R14340 500K  
 R14260 1K R14350 1M  
 R14270 2K R14360 2M  
 R14280 5K  
 1-9 10+  
**\$1.10 \$1.00**



**NEW SLOPING CASES**  
 Plastic with metal front panel, available in two sizes:  
 Cat. H10450 190x120mm **\$9.95**  
 Cat. H10455 256x185mm **\$17.95**  
 (measurements are approx. only)



**IBM COMPATIBLE DISK DRIVE**  
**(NEW MITSUBISHI 4851)**  
 Slimline 5 1/4" disk drive. Double sided, double density 500K unformatted, 40 tracks/side. Steel band drive system.  
 Cat. C11901 **\$199**



**ALARM WARNING INDICATOR I**  
 • Starts flashing when ignition is turned off  
 • Simple to install  
 • Power supply 12V DC (10-15V)  
 Cat. A12053 **\$12.90**



**ALARM WARNING INDICATOR II**  
 • LED flashing light  
 • Underdash mounting  
 • Deters thieves  
 • 12V DC operation  
 Cat. A12054 **\$11.90**



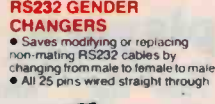
**UNIVERSAL CAR RADIO/CASSETTE LEAD**  
 Connects stereo unit to battery, speakers switch. Universal plug fits most stereo units. Fuse carrier in red lead with 3A fuse.  
 Cat. A12052 **\$2.95**



**RS232 MINI PATCH BOX**  
 • Interface RS232 devices  
 • With male to female 25 pin inputs  
 • 25 leads with lined end supplied  
 • Complete with instructions  
 Cat. X15654 **\$25.95**



**UTILITY CASE**  
 A must for all technicians, hobbyists and handy-men. Features clear plastic lid so you can tell at a glance the contents, up to 48 compartments, adjustable to suit your needs. A place for everything and everything in its place!  
 Cat. H10449 **\$14.50**



**RS232 GENDER CHANGERS**  
 • Saves modifying or replacing non-mating RS232 cables by changing from male to female to male  
 • All 25 pins wired straight through

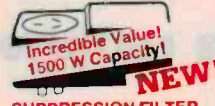


**IBM\* COMPATIBLE COMPUTER**  
 256K RAM, colour graphics, 2 serial and 1 parallel ports, 2 disk drives, 3 months warranty  
**an incredible \$1,950**  
 \*IBM is a registered trademark.

**Male to Male**  
 Cat. X15650 **\$19.95**



**Female to Female**  
 Cat. X15652 **\$19.95**



**SUPPRESSION FILTER**  
 • Suppresses over a wide frequency range 100Hz to 50MHz  
 • Incorporates voltage dependent transient suppression device  
 • Ideal for word processors, personal computers etc. Will also suppress interference on audio and video equipment.  
 • Voltage drop on full load 1.5 volts  
 • Earth leakage at 250V 50Hz is 0.35mA  
 • DC resistance 50 milliohms - series inductance 3.5mH  
 • Current rating 6 amps at 250V-50Hz  
 Cat. X10094 **\$39.95**



**NEW SWITCHES**  
 10+  
 SPDT Cat. S11040 **\$1.40**  
 DPDT Cat. S11042 **\$1.50**  
**\$1.60**



**DIGITAL MULTIMETER YFE YF1100 FEATURES**  
 • Large easy to read 3 1/2 digit display  
 • Facilities for transistor and diode testing  
 • Clearly laid out front panel  
 • 10A DC AC range  
 • Priced to undersell the others  
 Cat. Q16025 **\$79.50**



**PUSH BUTTON DIALLERS**  
 Tired of old fashion dialling and re-dialling engaged numbers? These convenient push button diallers include last number redial (up to 16 digits) and instructions for an easy changeover.  
 Cat. A12030 **\$19.95**



**METAL CORNER PROTECTOR BRACKET**  
 Ideal for speakers, amps, cases etc.  
 Cat. H11800  
 1-9 10+  
**\$1.20 \$1.00**

**BAUD RATE/BIT CONVERTER FOR RITRON MODEM**  
 1200/75 baud  
 Cat. **\$99**



**CICADA 300**  
 • 300 baud  
 • Provides full 12V bipolar output signal  
 • Direct connect modem  
 • Full duplex operation (Phone not included)  
 Cat. X19101 **\$190**



**MEMCON CRAWLER**  
 The latest in our range of robots! Programmable 3 wheel crawler with on board RAM. Programs entered by detachable keyboard.  
 Cat. K **\$79.95**



**UV EPROM ERASER**  
 Erase your EPROMs quickly and safely. This unit is the cost effective solution to your problems. It will erase up to 9 x 24 pin devices in complete safety, in about 40 minutes (less for less chips).  
 Features include:  
 • Erase up to 9 chips at a time  
 • Chip drawer has conductive foam pad  
 • Mains powered  
 • High UV intensity at chip surface ensures EPROMs are thoroughly erased  
 • Engineered to prevent UV exposure  
 • Long life UV tube  
 • Dimensions 217 x 80 x 68mm  
 • Weight 670 grams  
 Cat. **\$89.50**




**4SP TRIMPOTS**  
 1-9 **\$1.10** 10+ **\$1.00**



**36 WAY CENTRONICS CRIMP PLUG**  
 Cat. P12200  
 1-9 **\$7.95** 10-99 **\$7.50** 100+ **\$7.25**



**LOG SLIDES POTS**  
 We ordered log instead of linear for the graphic equalizer, so take advantage!  
 1-9 10+ 100+  
**\$0.65 \$0.60 \$0.50**



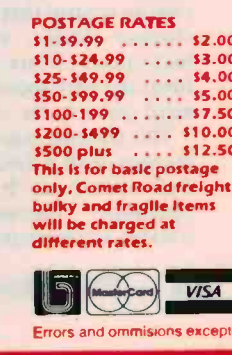
**ELECTRET MIC INSERTS**  
 With pins for easy board insertion.  
 1-9 10+ 100+  
**\$1.25 \$1.10 \$1.00**



**ROD IRVING ELECTRONICS**  
 425 High Street, NORTHCOTE, 3070 VICTORIA, AUSTRALIA  
 Phone (03) 489 8866  
 48-50 A Beckett Street, MELBOURNE, 3000 VICTORIA, AUSTRALIA  
 Ph. (03) 663 6151  
 Mail Order and correspondence: 56 Renver Rd., CLAYTON 3168  
 TELEX: AA 151938



**POSTAGE RATES**  
 \$1-\$9.99 ..... \$2.00  
 \$10-\$24.99 ..... \$3.00  
 \$25-\$49.99 ..... \$4.00  
 \$50-\$99.99 ..... \$5.00  
 \$100-\$199 ..... \$7.50  
 \$200-\$499 ..... \$10.00  
 \$500 plus ..... \$12.50  
 This is for basic postage only. Comet Road freight, bulky and fragile items will be charged at different rates.



Errors and omissions excepted

# Surround sound decoder

An Australian company has developed a system to maximize the effects of video movies.

In any cinema much of the impact of a film recorded in Dolby stereo derives from the surround sound information it contains, which creates aurally what the various 3D processes try to do visually. This effect is achieved by encoding a third "surround" channel onto the Dolby stereo movie soundtrack. The third channel is then decoded in the cinema and fed to speakers around the walls.

The Raidek Surround Stereo System has been developed to decode this additional channel from normal home stereo video cassettes which carry exactly the same two-channel soundtrack as the Dolby stereo films, complete with the encoded surround channel.

The new system has been incorporated in the Raidek SD100

Video Movie Soundtrack Decoder and can also be used with stereo movie broadcasts or simulcasts on television. It was launched at the Sun/Australian Hi-Fi Show in Sydney earlier this year and attracted interest from both the public and professional people.

The SD100 connects directly between a stereo video recorder and a normal hi-fi system. The

unit includes a proprietary decoder circuit, the operation of which matches the MP matrix encoding system used in the production of 35 mm Dolby stereo movies. A delay line for the rear "surround" channel takes advantage of the Haas effect to improve front to back separation, and two in-built 25 Wrms power amplifiers drive the rear speakers. There is also a separa-

tion enhancement circuit to help overcome the loss of front to back separation encountered when playing conventional linear stereo soundtracks, as opposed to the newer hi-fi format.

Further information about this decoder can be obtained from Raidek Sound Industries Pty Ltd, 30 Williams Rd, North Rocks, NSW 2151. (02) 871-7873.



## Car CD players

Compact digital audio disc players for car installation are proving popular for the companies that already have them on the US market — Sharp, Nippon Gakki (Yamaha), JVC, Grundig, Fujitsu Ten, Trio-Kenwood and Blaupunkt. Not surprisingly Sanyo, Philips, Matsushita, Audiovox and Kraco are now planning to follow suit.

Americans can expect to see most of the new players before the end of 1985 and the remainder early next year. No doubt they will hit the retail outlets in this country later on.

With the exception of the Philips unit, all players will be sold with an AM-FM tuner. Prices vary from around \$US300 for a budget model to around

\$US600 to \$US700. As well as the CD player, Sharp will be releasing its first car cassette decks.

Manufacturers are conscious that buyers want CD players with tuners and this is the trend even though car space limitations pose considerable problems in designing small models.

The involvement of so many

more companies in the car CD market, and the considerable competition that this will create, is a clear indication of the popularity of the compact disc in general, especially considering that it's not long since Sony, Pioneer and Mitsubishi initiated the launch of the household variety.

## Cordless remote control VCR

Philips' new model VR6541 VHS video cassette recorder features an 11-function infrared remote control that operates TV channel change, standby, and high speed picture search of 10 times the play speed in both forward and reverse.

The recorder has a 16-channel receiver with a 14-day, 2-event, 2-channel timer. It includes an electronic fluorescent tape counter and memory with digital

channel display, automatic playback and rewind, automatic blank scan, noiseless freeze frame and instant timer recording.

Signal-to-noise ratio is better than 45 dB and horizontal resolution is more than 250 lines.

The VR6541 is a slimline model and, although it includes the features of many more expensive VCRs, the price tag is moderate.

## Regional ABC subtitles

The Australian Caption Centre reports that ABC programs with Supertext subtitles are being transmitted in regional areas in all states. However, although it seems that most regional transmitters are able to carry the subtitles, they have not all been tested.

With a view to extending subtitled television, the Centre is calling for viewers with decoders to write to its Public Relations

section notifying whether or not ABC subtitles can be picked up in their areas.

In mid-1985 the ABC was transmitting nine hours of subtitled programs including such favourites as "Minder", "Rumpole of the Bailey", "All Creatures Great and Small", and "Fast Lane".

The Australian Caption Centre's postal address in each capital city is GPO Box 9959.



## High performance stereo receiver

NAD has released a successor to its NAD 7125 receiver. The new model, the NAD 7130, has more power, better FM performance and more features than its predecessor.

The 7130 employs the same rugged chassis and elegant front panel and controls as NAD's top selling 7140 and 7155 receivers. Features include high current design and +3 dB of IHF dynamic headroom, meaning that it produces more than 60 watts/channel of dynamic power into any speaker impedance from 8 ohms down to 2 ohms. Unlike other receivers in its price range, the speaker terminals are heavy duty binding posts that provide a secure high current connection for speaker cables of any kind or size.

The pre-amplifier section of the 7130 includes a quiet moving coil input as well as a moving

magnet input with very wide dynamic range. The CD input supplements a separate auxiliary input that can be used for hi-fi, VCR or TV sound.

The receiver's FM tuning section uses a MOSFET front end that is nearly immune to strong signal overload, a direct 75 ohm coaxial input for maximum sensitivity and shielding, and three ultra-linear ceramic IF filters for an optimum combination of selectivity and stereo separation. It also includes NAD's "dynamic separation" circuit (to reduce noise in weak stereo signals without impairing stereo separation) and a dual notch, low pass multiplex filter that completely suppresses sub-carrier interference.

For more information about the NAD 7130 contact Falk ElectroSound Group, 28 King St, Rockdale, NSW 2216.

## Studio monitor speaker

The NS-1000x professional studio monitor speaker from Yamaha features the beryllium midrange and tweeter domes recently introduced in the company's NS-1000M system, as well as Yamaha's exclusive pure carbon cone woofer.

The 30 cm woofer cone is constructed of pure carbon fibre sheets. It has exceptionally rigid and responsive qualities, ensuring accurate piston movement, and provides the essential bal-

ance of high response and damping necessary for bass response. The outer circumference of the cone is corrugated on the reverse side, further contributing to rigidity. The woofer is also backed by a powerful strontium ferrite magnet.

The high performance mid-range driver incorporated in the NS-1000x has an ultra-light pure beryllium dome of just 0.6 g. The diameter of the dome is 8.8 cm and fine response ac-

### No fuss VCR

Philips' 'no fuss' VR6441 VHS video cassette recorder has an 8-function wired remote control and a 14-day, one event timer for recording. The video search goes ten times faster than play speed, in forward and reverse.

### New microphone plug

Arista Electronics has a new type of 6.35 mm microphone plug in heavy duty brass. It can be easily dismantled to allow access to the solder terminations, and has an 8-digit numbered indicator on the rear to identify to which microphone it belongs.

### TV/video cabinet

A new 820 mm wide TV/video cabinet is available from Systemline furniture. It will hold most TV receivers and has a full-width adjustable shelf for a VCR of any size. There's storage space for tapes, too.

### 500 series VCRs

Sharp describes its new 500 series VCRs as "affordable". Features include a programmable timer, auto blank section scan function, auto playback function, 4-hour recording playback, and noiseless freeze (still) frame.

### Stereo sound from mono TV

The Zap synthesizer will convert any mono sound to stereo. It sells for \$29.95 and is available from Zap Electronics (02) 858-2288.

### Stereo integrated amplifier

The Yamaha A-320 stereo integrated amplifier is of a simple and straightforward design to give maximum signal transmission purity. Tone control circuitry has been eliminated, and independent left/right volume control also eliminates conventional balance control. With dynamic power rating, the A-320 delivers substantially higher power when transient musical peaks demand it, without clipping or distorting the audio signal.




curacy is enhanced overall with a powerful strontium ferrite magnet.

The tweeter has a 3 cm diameter pure beryllium dome weighing 0.028 g. An ultra-light diaphragm provides good piston motion, allowing the tweeter to respond more accurately to frequencies well beyond the audible threshold of 20 kHz.

Part of the advanced Yamaha crossover network, the inductors of the NS-1000x are wound

entirely with pure copper wire for greater conductivity. They are then securely potted in the single-unit network base. Off-axis alignment of these inductors is then used in order to all but eliminate inductive coupling. All network capacitors are the MP type, which is the most efficient in minimizing information loss.

# NOW PIONEER PUTS TWICE AS MUCH STEREO FUN IN YOUR CAR.



Now with Stereo AM here, Pioneer puts twice as much stereo fun in your car with the launch of the KEA 433AM Electronic Tune AM/FM stereo cassette player.



## PIONEER.FIRST IN STEREO AM.

Pioneer has always led the way in car stereo sound.

From designing the most advanced tuner/deck combinations, graphic boosters and power amps to building the widest range of speakers in Australia.

KEA 433AM lets you listen to the widest range of AM and FM stations in brilliant stereo sound.

From the top rock and roll

stations to the classics. From talk-back radio to sports broadcasts, everything will sound twice as good because it's in stereo.

And like all Pioneer products the advanced features of the KEA 433AM are equally brilliant.

From AM/FM stereo, electronic station preset and seek, lock in fast forward and rewind, auto tape replay and metal tape facility to a built-in fader system for 4 speaker control.

You can own the Pioneer KEA 433AM stereo radio cassette for around \$400.\* It's a small price to pay, to make everything you listen to in your car twice as much fun as before.

 **PIONEER®**  
The power to move you.

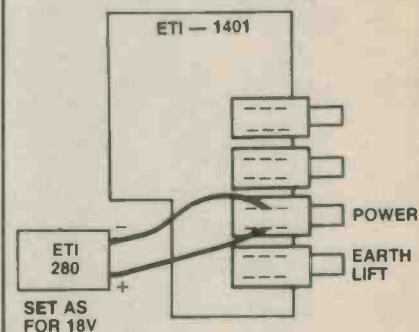



Figure 3. The ETI-280 Low Battery Indicator can be hooked into the circuit by soldering its inputs to the power supply switching as shown. The ETI-280 should be set for an 18 V supply as detailed in the relevant article. Mounting the board is up to you but the lid of the box might be easiest.

## PARTS LIST — ETI 1401

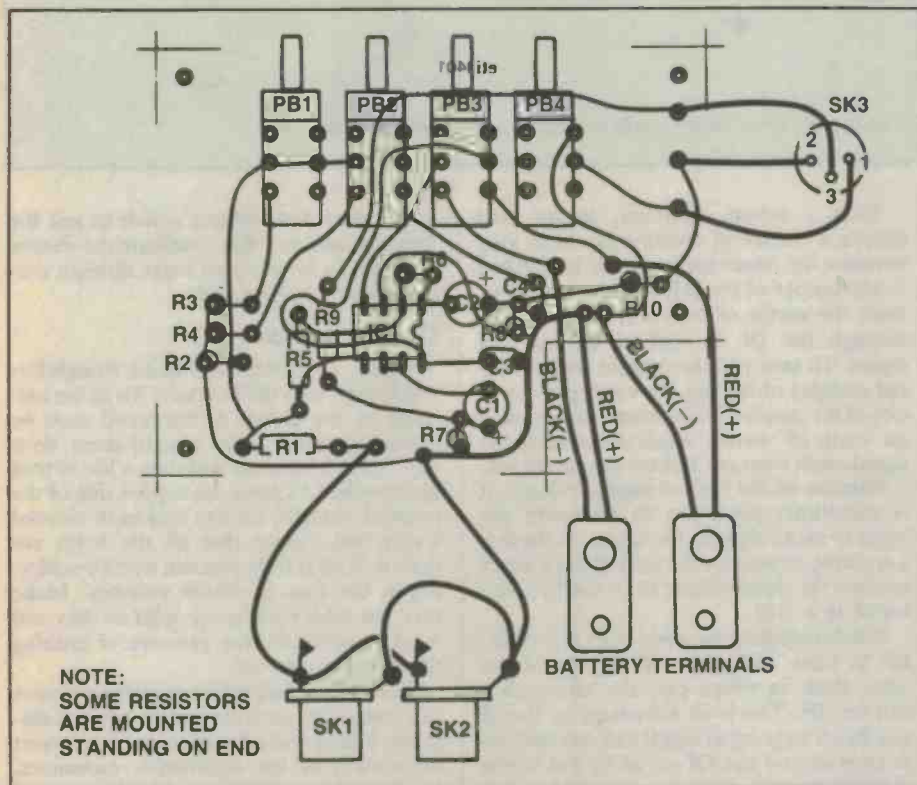
- Resistors.....all ¼ watt, 5% unless noted
- R1.....470k
  - R2.....1M
  - R3.....47k
  - R4.....4k7
  - 5, 6.....1M 1%
  - R7, 8.....100k
  - R9, 10.....680R
- Capacitors
- C1, 2.....47µ 35 V electro
  - C3, 4.....100n ceramic bypass
- Semiconductors
- IC1.....TL072
- Miscellaneous
- PB1, 2, 3, 4.....DPDT pc mount pushbutton (Isostat range or similar)
  - SK1, 2.....6.5 mm insulated mono jack
  - SK3.....male 3-pin XLR panel mount socket
- ETI-1401 pc board; 30 x 94 x 120 diecast aluminium box; 2 x 9 V battery terminals; 4 x 6 mm standoff spacers; 4 x 6BA nuts and bolts; 4 small rubber feet; hookup wire.

Price estimate: \$30

take care to get it the right way round.

You should now solder short lengths of hookup wire to all the input and output points on the pc board, which will later be wired up to the sockets. Also, solder the 9 V battery terminals to the board making sure you get the polarities correct. Finally, check the underside of the board and ascertain you have created no solder bridges between tracks.

The next thing to do is to prepare the case. Remove the lid and don't lose the screws! By examining the pictures you should be able to get a rough idea of the lay-



Robert Irwin

### Design details

TL072 dual op-amp forms the heart of the circuit. These op-amps are very low noise, FET input devices and are ideally suited to this application, one being used as a unity-gain buffer and the other as a unity-gain inverter. This provides two anti-phase signals for the balanced output. To cater for large input voltages such as those from a keyboard or the output of a power amp, two pads (attenuators) are provided to give 20 dB or 40 dB of attenuation.

Power is provided by two 9 V batteries which are connected to give split  $\pm 9$  V rails. It was decided to use two batteries rather than one to give a bit of extra headroom, and they can also be run down further before the DI will begin to cut out. Some of the more expensive commercial units incorporate back-up battery systems and the like, but for the sake of keeping the cost down, we decided against such circuitry in this case. For anyone wishing to add some form of low battery indication, the ETI-280 (March 1985 ETI) could be built into the unit. (See Figure 3.)

All the switches are push-on/push-off types and mount directly on the pc board. They sit in a row down one side of the unit and should be out of the way. The prototype was housed in a small diecast aluminium box sturdy enough to be kicked about and trodden on. (I think they call it 'roadworthy'!)

The output socket is the standard male, 3-pin XLR socket which looks like the back of a standard microphone so a normal balanced mic lead can be used to connect the box into the system.

The input impedance is kept as high as is practical (around 500k or so), so that minimal loading will be put on the instrument connected to it, and there are two paralleled input sockets so that the instrument can be hooked up to an amplifier as well as going through the DI.

### WHY A BALANCED LINE?

One question that may be asked is why go to all this trouble to generate a signal which is 180 degrees out of phase with the signal with which you started. A lot of professional audio gear (mainly mixers and amplifiers) is designed with differential input stages. Now, the main properties of a differential amplifier are that it has two inputs and that it will only amplify those signals which create a difference between the two inputs. In other words, if you apply the same signal to both inputs you will ideally get no output. If you apply differing signals to each input, the differential amp will amplify the difference between each input. This property is exploited in balanced audio systems to minimize hum due to induc-

tion in the leads connecting the system together.

To see how this is done examine the single ended system in Figure 1. We see that any induced hum in the cable will be amplified by the same amount as the incoming signal. If  $A_V$  is high then even a small amount of radiated hum from, say lighting circuits, could get into the system through the cable and create a problem.

If we now examine the balanced system in Figure 2 we see that any hum picked up in the cable will be the same in both in phase and out of phase. Because the differential input amp will only amplify difference signals, the hum is eliminated.

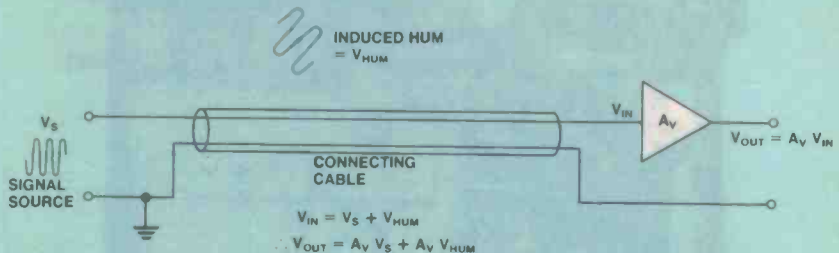


Figure 1. Unbalanced system. Hum can be picked up in the connecting cable.

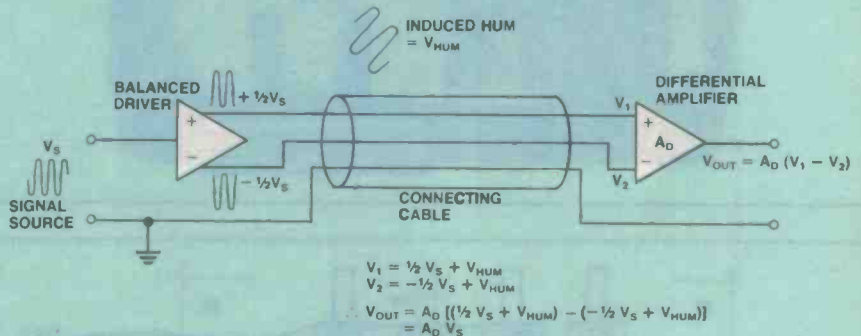


Figure 2. Balanced system rejects hum pickup in the connecting cable.

Such a set-up, however, means that there's a chance of creating an earth loop between the mixer (or whatever is attached to the output of the DI) and the amplifier, since the earths of both will be connected through the DI as well as through the mains. To save you the trouble (and potential danger) of ripping the earth pin out of one of the pieces of equipment, we included an 'earth lift' switch which disconnects the signal earth from pin 1 of the output socket.

Because of the limited supply voltage, it is sometimes necessary to attenuate the input to avoid clipping the signal, so there is a resistive attenuator network ('pad') which enables the input voltage to be cut by a factor of 10 or 100.

When switching between pads it is possible to have both pads switched in at the same time, in which case the attenuation will be 100. This is an advantage in that if you had a large input signal and you had the attenuation on the DI set at 10 but found that this was not enough, you could switch

in the next pad without switching out the previous one and thus eliminate the chance of getting a large signal burst through during the switching period.

### Construction

Again, construction is quite straightforward. Start with the pc board. To fit the batteries in, the corner of the board must be cut out, so if this is not already done, do it now. (Use a hacksaw and then a file to trim up the edges.) Check the copper side of the board thoroughly for any broken or shorted tracks and ensure that all the holes are drilled. If all is well, you can start by soldering in the four pc-mount switches. Make sure the solder joints are solid as they will need to withstand the pressure of pushing the switch in and out.

Next, locate and solder in all the resistors and capacitors according to the overlay diagram, taking special care to get the correct orientation of the electrolytic capacitors. You can then solder in the IC. Once again



# SONICS ACTIVE DI BOX

This inexpensive, easy to build DI box was designed in conjunction with *Sonics* magazine and is fine for both live PA and home recording work. It takes an unbalanced input and produces an output suitable for driving a balanced audio line.



A VERY USEFUL bit of equipment to have lying around if you're doing a bit of home recording or setting up any sort of PA system is a so-called 'DI' box. DI stands for 'direct injection' or 'direct insertion' and involves taking a signal source from one piece of equipment and conditioning it such that it will be suitable for connection to another piece of equipment.

In audio applications, a DI box is used to take an unbalanced output from an instrument (and sometimes an amp) and convert it to a signal that looks like it has come from a balanced microphone output. This, then, allows it to be plugged directly into a balanced-input mixer. In live situations, particularly where long cable runs are encouraged, a DI box can be used as a balanced line driver for any unbalanced mics or other single-ended outputs which may need to be sent down the multicore and thus minimize any hum pickup down the line.

The usual method of obtaining a balanced signal from an unbalanced one is to use a 'balanced output' line transformer, but the disadvantage of this is that good audio-quality transformers of this type cost quite a bit. One of the original criteria for the design of this DI was that it should be cheap enough for even the most limited of home studio budgets to accommodate, so it was decided to go for an inexpensive 'electronically' balanced system that would be easy to build and useful for a variety of live and studio applications.

## SPECIFICATIONS

Signal-to-noise ratio.....	> 100 dB rel to 0 dBm
Distortion.....	< 0.03% @ + 4 dBm
Input impedance.....	> 500 kohm nominal
Output impedance.....	600 ohm nominal

# ROD IRVING ELECTRONICS

## "YOUR KIT SPECIALISTS!"

### LATEST KITS!

**25% OFF THESE KITS!**  
**1 month only or while stocks last!**

#### SINGING MOISTURE METER

A novel way to check whether your plants need watering, the "Singing Moisture Meter" emits a high or low tone according to how wet or dry the ground is. (ETI 047)

**WAS \$7.95 NOW \$5.75**

#### BZZZ BOARD

Test your steadiness of hand with this updated version of an old game of skill. The "Bzzz Board" is a sophisticated version of a simple game in which the player attempts to pass a small metallic loop along a bent wire path without making contact with that wire. The "Bzzz Board" also features an adjustable time delay unit which means the buzzer will only sound if the metal loop touches longer than the set time. An fun kit to make and even more fun to use! (ETI 046)

**WAS \$4.50 NOW \$3.25**

#### ELECTRONIC BONGOS

An electronic version of bongo drums that are played just like the real ones - only you tap small metal plates instead! (ETI 063)

**WAS \$5.90 NOW \$4.40**

#### BIPOLAR PROM PROGRAMMER

Every digital workshop should have one! Can be used to program the popular fusible-link PROMs like the 74S188, 286, 82S23 & 82S123 etc (ETI June '83) ETI 688

**WAS \$49.50 NOW \$36.95**

#### PARABOLIC MICROPHONE

Build a low cost parabola, along with a high gain headphone amplifier to help when listening to those natural activities such as babbling brooks, singing birds or perhaps even more sinister noises. The current cost of components for this project is around \$15 including sales tax, but not the cost of batteries or headphones. (EA Nov. '83) 83MA11

**WAS \$19.50 NOW \$14.50**

#### ELECTRIC FENCE

Mains or battery powered, this electric fence controller is both inexpensive and versatile. Based on an automotive ignition coil, it should prove an adequate deterrent to all manner of livestock. Additionally, its operation conforms to the relevant clauses of Australian Std 3129. (EA Sept. '82) 82EF9

**WAS \$19.50 NOW \$14.50**

#### RADIOTELETYPE CONVERTER FOR THE MICROBEE

Have your computer print the latest news from the international shortwave news service. Just hook up this project between your short wave receivers audio output and the MicroBee parallel port. A simple bit of software does the decoding. Can be hooked up to other computers too. (ETI Apr. '83)

**WAS \$20.00 NOW \$14.95**



**FUNCTION GENERATOR**  
 This Function Generator with digital readout produces Sine, Triangle and Square waves over a frequency range from below 20Hz to above 150kHz with low distortion and good envelope stability. It has an inbuilt four-digit frequency counter for ease and accuracy of frequency setting. (EA April '82, 82A03A/B) Cat. K82040

**\$87.50**



**40 W INVERTER**  
 This 12 240 V inverter can be used to power up mains appliances rated up to 40 W, or to vary the speed of a turntable. As a bonus, it will also work backwards as a trickle charger to top up the battery when the power is on. (EA May '82) 82IV5

**\$54.50**



**ELECTRONIC MOUSETRAP**  
 This clever electronic mousetrap disposes of mice instantly and mercifully, without fail, and resets itself automatically. They'll never get away with the cheese again! (ETI Aug. '84) ETI 1524

**\$32.50**




**EA AM STEREO DECODER**  
 AM stereo is now broadcast in Australia on an experimental basis. This add-on decoder works with the Motorola C-QUAM system. (EA Oct '84) 84AMS10

**\$27.50**



**50V 5A LABORATORY POWER SUPPLY**  
 New switchmode supply can deliver anywhere from 3 to 50V DC and currents of 5A at 35V or lower. Highly efficient design. (EA May, June '83) 83P55

**\$149**



**MUSICOLOR IV**  
 Add excitement to parties, card nights and discos with EAs Musicolor IV light show. This is the latest in the famous line of musicolors and it offers features such as four channel "color organ" plus four channel light chaser, front panel LED display, internal microphone, single sensitivity control plus opto-coupled switching for increased safety. (EA Aug. '81) 81M08

**\$99.00**



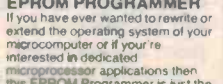
**30 V/1 A FULLY PROTECTED POWER SUPPLY**  
 The last power supply we did was the phenomenally popular ETI-131. This low cost supply features full protection, output variation from 0V to 30V and selectable current limit. Both voltage and current metering is provided. (ETI Dec. '83) ETI 132

**\$48**



**1W AUDIO AMPLIFIER**  
 A low-cost general purpose, 1 watt audio amplifier, suitable for increasing your computers audio level, etc. (EA Nov. '84) Cat. K84111

**\$9.95**



**EPROM PROGRAMMER**  
 If you have ever wanted to rewrite or extend the operating system of your microcomputer or if you're interested in dedicated microprocessor applications then this EPROM Programmer is just the thing. It is an inexpensive unit that uses readily available IC's, interfaces directly to the expansion bus on the back of all the popular 8080/8085 microcomputers and programs 2708's, 2716's, 2758's and 2732's. (EA July '80) 80PP71

**\$79.50**



**TEMP PROBE**  
 Can measure temperature from 0 to 150°C. It simply plugs into your multimeter - great for digital multimeters. Accuracy of 0.1°C resolution of 0.1°C. (ETI June '83) ETI 153

**\$27.50**



**VOICE OPERATED RELAY**  
 EA's great Voice Operated Relay can be used to control a tape recorder, as a VOX circuit for a transmitter or to control a slide projector. (EA Apr. '82) 82VX4

**\$14.95**



**LOW OHMS METER**  
 How many times have you cursed your Multimeter when you had to measure a low value resistance? Well with the "Low Ohms Meter" you can solve those old problems and in fact measure resistance from 100 Ohms down to 0.005 Ohms. (ETI Nov. '81) ETI 158

**\$39.50**



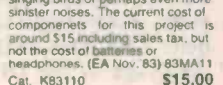
**VIDEO ENHANCER**  
 Like tone controls in a hi-fi amplifier, touch up the signal with this Video Enhancer. (EA Oct. '83) 83VE10

**\$35.00**



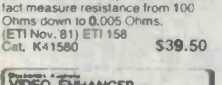
**MOSFET POWER AMPLIFIER**  
 Employing Hitachi Mosfets, this power amplifier features a "no compromise" design, and is rated to deliver 150 W RMS maximum and features extremely low harmonic, transient and intermodulation distortion. (ETI Jan. '81) ETI 477

**\$69.50**



**EFFECTS UNIT**  
 An "effects unit" that can create phasing, flanging, echo, reverb and vibrato effects. (EA June '83) 83GA6

**\$75.00**



**VIDEO AMPLIFIER**  
 Most microcomputers worth owning have an 'RS232' connector, or port, through which serial communications (input/output) is conducted. It is a convention that, for listing on a printer, the BASIC LIST or LPRINT command assumes a printer is connected to the RS232 port. Problem is, serial interface printers are more expensive than parallel 'Centronics' interface printers. Save money by building this interface. (ETI Jan. '84) ETI 675

**\$59.00**



**MICROBEE SERIAL-TO-PARALLEL INTERFACE**  
 Most microcomputers worth owning have an 'RS232' connector, or port, through which serial communications (input/output) is conducted. It is a convention that, for listing on a printer, the BASIC LIST or LPRINT command assumes a printer is connected to the RS232 port. Problem is, serial interface printers are more expensive than parallel 'Centronics' interface printers. Save money by building this interface. (ETI Jan. '84) ETI 675

**\$59.00**



**MULTI SECTOR ALARM STATION**  
 Protect your home from intruders with this up-to-the-minute burglar alarm system, its easy to build, costs less than equivalent commercial units, and features eight separate inputs, individual sector control, battery back up and self-test facility. Specifications:  
 • Eight sectors with LED status indication.  
 • Two delayed entry sectors.  
 • Variable exit, entry and alarm time settings: entry delay variable between 10 and 75 seconds; exit delay variable between 5 and 45 seconds; alarm time variable between 1 and 15 minutes.  
 • Resistive loop sensing: suits both normally open and normally closed alarm sensors  
 • Battery back-up with in-built charger circuit.  
 • Built-in siren driver.  
 Complete kit including deluxe prepunched metal work and electronics for only...

**\$119**



**PARALLEL PRINTER SWITCH**  
 Tired of plug swapping when ever you want to change from one printer to another? This low-cost project should suit you down to the ground. It lets you have two Centronics-type printers connected up permanently, so that you can select one or the other at the flick of a switch. (ETI 666, Feb. '85) Cat. 46660

**\$69.95**



**ROD IRVING ELECTRONICS**  
 425 High Street,  
 NORTHCOTE, 3070  
 VICTORIA, AUSTRALIA  
 Phone [03] 489 8866  
 48-50 A Beckett Street,  
 MELBOURNE, 3000  
 VICTORIA, AUSTRALIA  
 Ph. [03] 663 6151  
 Mail Order and correspondence:  
 56 Renver Rd.,  
 CLAYTON 3168  
 TELEX: AA 151938



**NEW MAIL ORDER HOTLINE**  
 (03) 543 7877  
 (2 lines)

**POSTAGE RATES**

\$1-\$9.99	.....	\$2.00
\$10-\$24.99	.....	\$3.00
\$25-\$49.99	.....	\$4.00
\$50-\$99.99	.....	\$5.00
\$100-\$199	.....	\$7.50
\$200-\$499	.....	\$10.00
\$500 plus	.....	\$12.50

This is for basic postage only, Comet Road freight, bulky and fragile items will be charged at different rates.



Errors and omissions excepted

**PLEASE NOTE NEW MAIL ORDER PHONE NUMBER**

# BOSS OF THE BOXES

BOSS INDUSTRIAL MOULDINGS  
PRESENT A WIDE AND VARIED RANGE  
OF BIM BOXES, CONSOLES AND  
DIECAST BOXES FOR ALMOST EVERY  
APPLICATION, ALSO EM/RFI  
FULLY SCREENED PLASTIC BOXES  
WITH CONDUCTIVE SHIELDING.



AVAILABLE EX STOCK FROM  
CRUSADER AND CRUSADER DISTRIBUTORS.

## CRUSADER ELECTRONICS COMPONENTS PTY. LTD.

81 Princes Hwy, St. Peters, N.S.W. 2044. Phone 519 5030, 516 3855, 519 6685. Telex: 23993

### Appointed Distributors:

**Sydney** George Brown & Co. Pty. Ltd. Phone 519 5855; Geoff Wood Electronics Pty Ltd 810 6845. **Wollongong** Macelec Pty. Ltd. Phone 29 1455. **Canberra** George Brown & Co. Pty. Ltd. Phone 80 4355. **Newcastle** D.G.E. Systems Pty. Ltd. Phone 69 1625. **Melbourne** R.P.G. Agencies Pty. Ltd. Phone 439 5834; Jesec Components Pty. Ltd. Phone 598 2333; Rosnik Distributors Pty. Ltd. Phone 720 3370. George Brown & Co Pty. Ltd. Phone 419 3355. **Brisbane** L.E. Boughen & Co. Phone 369 1277; Colourview Wholesale Pty. Ltd. Phone 275 3188. **Adelaide** Protronics Pty. Ltd. Phone 212 3111; D.C. Electronics Pty. Ltd. Phone 223 6946. **Perth** Simon Holman & Co. Pty. Ltd. Phone 381 4155; Protronics Pty. Ltd. Phone 362 1044.

## FUNCTION GENERATORS

BY TOELLNER W. GERMANY  
NEW! NOW! IN AUSTRALIA



7711—FUNCTION GENERATOR

- 7 Models available
- Model 7711 features
  - 0.1 mHz to 10 MHz ◦ low freq. error ◦ trigger gating
  - 3½ digit LED display ◦ Wide band amplifier mode
- ALSO AVAILABLE
- 63W function generator
- pulse generator up to 10 MHz ◦ high voltage output wide band amplifier (5 MHz)


DISTRIBUTED IN AUSTRALIA BY ACL PTY. LTD.  
SPECIAL INSTRUMENTS DIVISION  
27 ROSELLA STREET, DONCASTER EAST, 3109.



Ph. (03) 842 8822 Tlx. AA 35011  
CONTACT US FOR FURTHER INFORMATION  
AND PRICING.

Near Letter Quality  
High Speed Dot Matrix Printer

## FAX 120



- 120 Characters per second
- 80 columns
- Bi directional printing
- Compatible IBM PC Graphics
- Centronics interface
- optional RS232 (serial)

**\$460 incl tax**

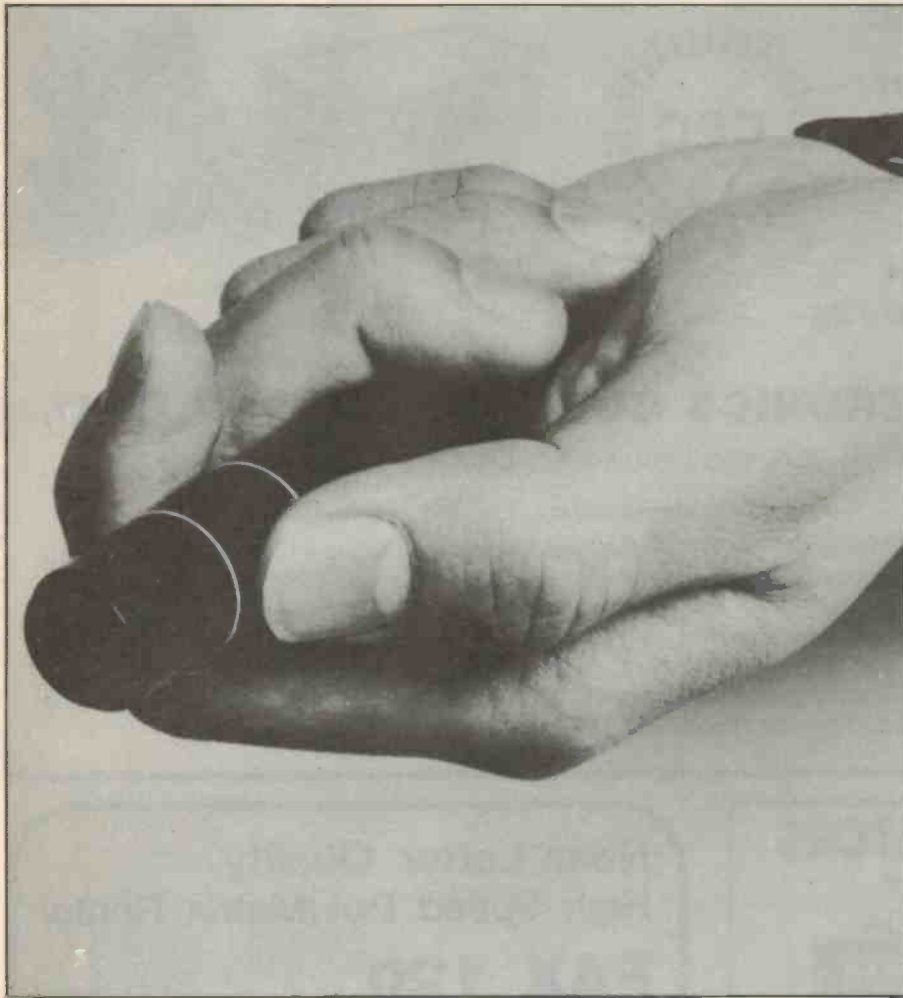
Represented in Australia by



Measurement & Control Division  
Unit C, 8 Lyon Park Road,  
North Ryde, NSW 2113  
Tel: (02) 888 9000 Telex: AA22692

Melbourne (03) 429 1122 Adelaide (08) 272 3588  
Brisbane (07) 44 4801 Perth (09) 275 6655

## optical alarm switch



multaneously with your construction work:

1) After cutting your 15 tracks to program your code use a meter to make sure the positive and negative rails are no longer short circuiting. Then put one probe of your meter to the ground or Vcc rail and the other to one of the programming pins. Check whether that pad does connect to the ground ('0') or Vcc ('1') as programmed. Then repeat the same checking for the rest of the programmed pads. Make sure that you have the code correct.

2) As mentioned before, every time an insulated copper wire is soldered, make sure it connects the two points as required. This can be confirmed by checking the resistance between the two points joined by the wire.

3) Be careful not to let the pins of the LED touch the washer. And make sure the polarity of the LED is correct when you solder it on.

4) Give a little pull on the washers after you solder them. They should be as firm as a mountain.

5) There are several tracks right on the

edge of the pc board. When inserting the pc board into the aluminium tube, those tracks should not be touching the inner wall of the tube. If they do, a strip of sticky tape on both edges of the pc board will insulate the tracks from the tube.

6) You need four mercury batteries piled up in order to give you enough voltage. They are the same kind of battery you use in a calculator. The body of the battery is usually the positive terminal and it *must* be insulated from the tube. You can roll the four batteries together with a piece of paper, like rolling a cigarette. Stop the paper from coming loose with a bit of sticky tape. Whenever you change the batteries, don't forget to put the batteries inside the paper tube before you put the whole lot back in.

7) Think before you put the batteries in. Wrong polarity will destroy your circuit instantly! The spring is supposed to make contact with the *positive* terminal and the washer at the end of the pc board is to the *negative* terminal of the battery.

## FLUKE 20 SERIES ANALOG/DIGITAL MULTIMETERS FOR THE TOUGHEST ENVIRONMENTS



### FLUKE 21 & 23

Yellow case colour  
Analog/Digital display  
Touch Hold™ function (23)  
0°C to 50°C operation  
0.5% & 0.3% basic accuracy  
100  $\mu$ V to 1000V dc  
1mV to 750Vac  
10  $\mu$ A to 10A (23), all fused  
10  $\mu$ A to 320 mA (21), fused  
Three-year warranty

### FLUKE 25 & 27

Charcoal or yellow case colour  
Analog/Digital display  
Touch Hold™ function  
-15°C to 55°C operation  
0.1% basic accuracy  
100  $\mu$ V to 1000V ac and dc  
0.1  $\mu$ A to 10A, all fused  
Relative (difference) mode (27)  
MIN/MAX recording mode (27)  
Ruggedized, waterproof case  
Two-year warranty

FROM THE WORLD LEADER  
IN DIGITAL MULTIMETERS.



See the Fluke 20 series at leading electronics stores or contact us for data

**ELMEASCO**

**Instruments Pty. Ltd.**

<b>NEW SOUTH WALES</b> 15 McDonald Street, MORTLAKE P.O. Box 30, CONCORD NSW 2137 Tel: (02) 736 2888 Telex: AA25887	<b>VICTORIA</b> 12 Maroondah Highway, RINGWOOD P.O. Box 623, RINGWOOD VIC 3134 Tel: (03) 879 2322 Telex: AA30418 ELTENT	<b>QUEENSLAND</b> Tel: (07) 369 8688 <b>S. AUSTRALIA</b> Tel: (08) 271 1266 <b>W. AUSTRALIA</b> Tel: (09) 398 3362
---	---	---

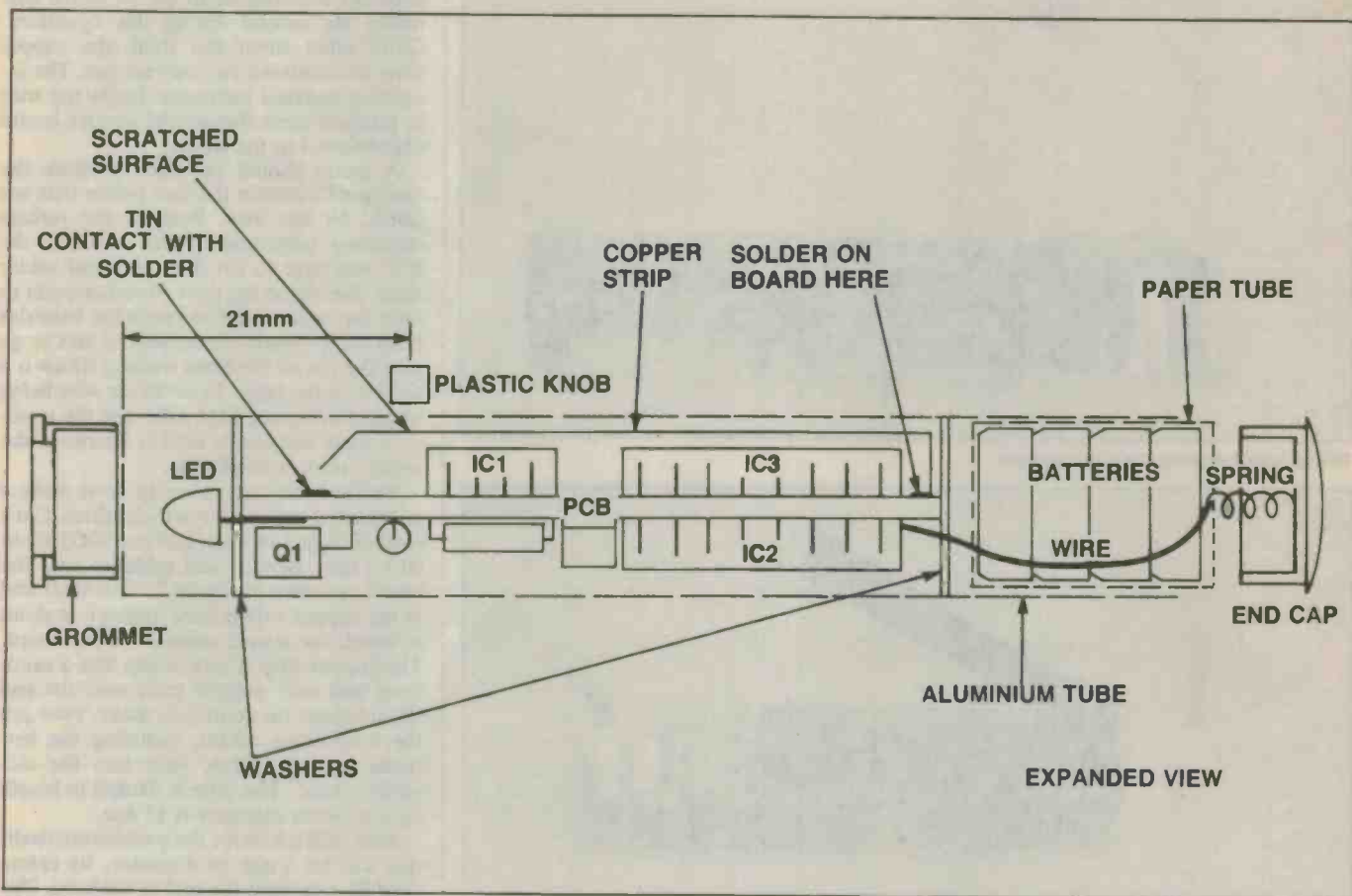


Figure 3. The assembly drawing for the transmitter.

### PARTS LIST — ETI-343


**Resistors**.....all 1/4 W, 1% tolerance  
R1, 2.....values are optional, see Table 1  
R3.....10k  
R4.....5k6

**Capacitors**  
C1.....1n resin dipped monolithic ceramic  
C2.....18p miniature ceramic


**Semiconductors**  
IC1.....LM555  
IC2, 3.....4021B  
Q1.....BC549C  
LED1.....Red, megabrite 1000 mcd

**Miscellaneous**  
Two brass washers (max outer diameter 13 mm, min diameter for centre hole 5 mm). Half metre of 32G BNS insulated copper wire and a section of light gauge aluminum tube (length 94 mm inner diameter 13 mm). A soft metal spring with coil length about 10 mm long, 2 mm pitch and coil diameter between 5 to 8 mm. One plastic cap and a grommet to fit tightly into the ends of the tube. ETI-343 double-sided pc board. Copper or brass sheet (30G) about 60 x 4 mm. One 5 mm diameter plastic knob. Mercury batteries are not included here.

**Price estimate: \$19-\$24**



The pc board showing side A components.



The pc board showing side B components.




Figure 2. Bending diagram for the copper strip to make a pushbutton switch.

ends are soldered on to the pc board normally. Be careful during this operation. Quite often when you think the copper wires are soldered on, they are not. The insulating material melts and keeps the wire in position even though the copper is still unconnected to the track.

A meter should be used to check the resistance between the two points that are joined by the wire. Because the surface mounting technique is used here for the ICs, you have to cut their pins and solder them directly on the pads. Another point to look for: wire A has to reach the batteries from the pc board. Inevitably, it has to go past the rim of the brass washer, which is a tight fit in the tube. To avoid the wire being trapped in between the tube and the washer, a small slot can be filed in the rim of the washer using a needle file.

The last thing you have to do is make a pushbutton switch for the transmitter. Cut a strip of copper or brass (28G or 30G) about 60 x 4 mm. Bend it and solder it onto the board as shown in Figure 2. The other end of the copper strip is bent so that it is about to touch the tinned contact on the board. The copper strip is now acting like a cantilever and only a slight push near the end should cause the contact to make. Now put the transmitter circuit, including the batteries and the plastic ends into the aluminium tube. The tube is 94 mm in length and the inner diameter is 13 mm.

Next drill a hole for the pushbutton itself: this will be 5 mm in diameter, its centre sited 21 mm from the end of the tube. The plastic knob is inserted through the hole; it will land on the end of the copper cantilever (see Figure 3). When operated this effectively connects the batteries to the circuit and activates the transmission. To improve the quality of your 'home made' pushbutton switch, tin the tip of the copper strip with solder.

Now you are ready for a test. Push the button and see whether the LED lights up. If everything is OK, take out the knob, scratch the copper strip at the point where the knob is going to be glued on. Put a drop of glue onto the copper strip through the hole on the aluminium tube, press the plastic knob back on and allow time for the glue to dry. To make the transmitter more reliable against shock, a few drops of araldite can be put in the gap between the washers and the inner wall of the tube to fix the pc board.

### Testing and setting up

Normal practice is to construct a circuit, first, set it up and then, if it is not working, troubleshoot it. Because of its compactness and the surface mounting technique used in this circuit, it will be very difficult to correct any mistake once the circuit is built. To make sure everything works the first time, the following points should be observed si-

# Project 343

used and the rest of the 15 bits are used as data (code).

The design of this project is based on the same principle. Two 8-bit shift registers are cascaded into a 16-bit shift register. Pressing the ON button will load a pre-programmed bit pattern to the shift register. The oscillator will clock out the data in the shift register one bit at a time. If the particular bit shifted out is a one, it turns on the LED, otherwise it turns the LED off. In order to increase the signal-to-noise ratio at the receiving end, it is recommended to use a high efficiency LED with at least 500 mcd output power. The registers are connected in a circulating fashion: any bit shifted out of the shift register will also be shifted back to the last bit of the 16-bit train. So long as your finger is pressing the button, the code will be transmitted repeatedly. As opposed to the one shot transmission, I've found that this technique allows greater drift in the receiver clock before errors start to occur.

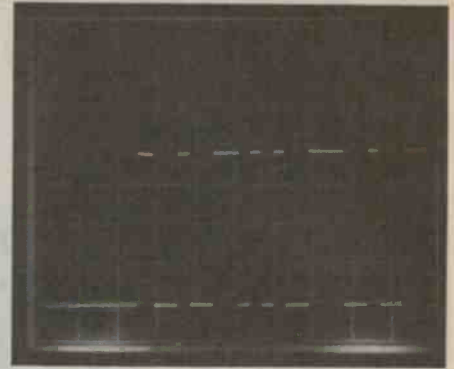
## Transmitter construction

The transmitter circuit is very simple, but fiddly work when you come to construct it. This is unavoidable as there are so many

things that have to be squeezed into a tiny space of about 12.2 cubic cm. The order in which the components are placed on the board is important. Pads on the pc board with a small middle hole have to be drilled with a 0.8 mm drill bit. Solid pads should be left alone. The first job you have to do is program your own transmitter code by cutting the tracks on the pc board. The pads where pins 15, 14, 13, 4, 5, 6 and 7 of IC2 and IC3, and pin 1 of IC2 are to be soldered to have ground and Vcc connected to them through thin tracks. Initially then, the positive and negative supply rails are short circuited.

Now, if you want to program pin 7 of IC3 to be a '1', you have to cut the track joining the ground to the pad. If a '0' is desired, cut the track connecting Vcc to that pad instead. Never cut both tracks, or the pad will have floating state input. After cutting the fifteen tracks, it's good practice to measure the resistance between ground and Vcc. If they have zero or just a few ohms resistance, you'd better go back and check your cutting. Also, check that all the relevant pins are shorted to one rail or the other.

Because of lack of space available on the



The 'captured' code. This photo shows the code "1" 0010011010100 — 1001 . . . which repeats itself. Note that the "1" (the first start bit) is longer than the other "1s" because of the parallel loading time. Horizontal scale: 5 ms/div; vertical scale: 1 V/div.


pc board, six flying wires are used. Thin 32 BNS insulated copper wire is preferred over normal hook up wire. The wires' labelling is as follows (please see the overlay diagram):

- Wire A: connects from the Vcc track on the pcb to the spring;
- Wire B: connects pin 3 of IC1 to pin 10 of IC2;
- Wire C: connects pin 3 of IC2 to pin 11 of IC3;
- Wire D: connects pin 3 of IC3 to pin 11 of IC2;
- Wire E: connects pin 16 of IC2 to the anode of LED1;
- Wire F: connects pin 3 of IC3 to resistor R4 as shown in the overlay.

It is important to solder wires B, C, D before any components. Then solder the resistors and the capacitors onto the pc board. Next, solder one of the Vcc brass washers on to one end of the pc board where the LED is going to be soldered on. Make sure the washer forms a right angle with the pc board. With some fiddling, you can insert the LED pins through the hole on the washer and solder them onto the board. It will be necessary to cut the pins to the right length and bend them to fit. You should make sure that the pins, after they are soldered to the board, do not touch the washer and are strong enough to hold the LED in position. Otherwise, the LED might short circuit the board and anything could happen. The remaining washer can be soldered to the other side of the board. Once again, the washer has to be at right angles to the pc board.

Cut a section of insulated copper wire about 9 cm long and solder one end of it onto the pc board as shown in the overlay and the other end to the spring. This is the wire labelled A.

The next component to be soldered is the transistor. Leave enough length on its pins so that you can bend the transistor over after it's been soldered. If you leave it vertical, it will be too high to go into the aluminium tube. Now you can solder all the ICs onto the board, then the wires E and F must be soldered directly onto the assigned pins of the ICs (see the overlay). The other

R1	R2	C1	555 TIMER OUTPUT 	PERIOD OF CLOCK $T = T_1 + T_2$	TRANSMISSION RATE $F_{CK} = 1/T$
33k	270k	1nF	$T_1 = 0.21$ ms $T_2 = 0.187$ ms	$T = 0.397$ ms	2519 BITS/S
82k	470k	1nF	$T_1 = 0.3825$ ms $T_2 = 0.3257$ ms	$T = 0.7082$ ms	1412 BITS/S
680k	680k	1nF	$T_1 = 0.9425$ ms $T_2 = 0.47124$ ms	$T = 1.414$ ms	707.3 BITS/S

$$T_1 = 0.693 (R1 + R2) C1$$

$$T_2 = 0.693 (R2) C1$$

Table 1. Listed component values determine the clocking rate of the code (transmission rate). Same codes with different transmission rates do not interfere with each other.

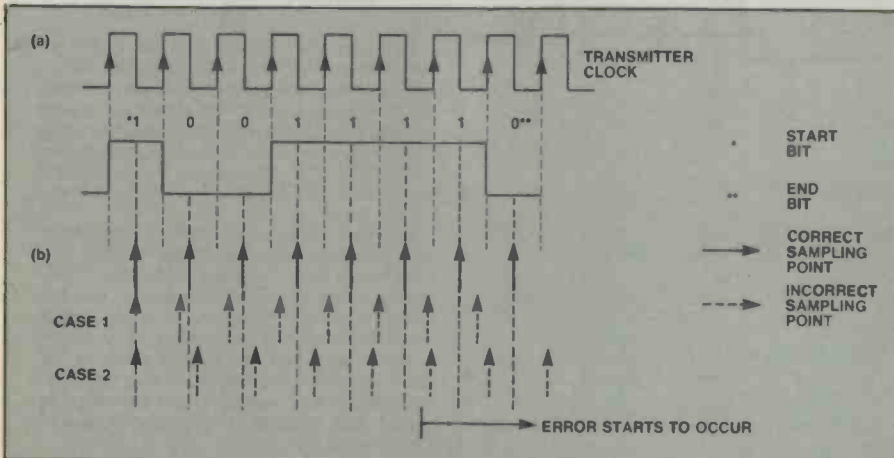



Figure 1. A drifting receiver clock affects the sampling instant. The sampling points drift away which results in error when the same data bit is sampled twice or missed.



All these parts fit into this compact transmitter making it an extremely 'handy' device.

### HOW IT WORKS — ETI-343

The transmitter circuit is very simple. Pin 1 of IC3 is always connected to logic high. This is the start bit. The batteries are connected to the circuit when the button is pressed. Pin 9

of IC2 and IC3 will go high immediately because of the capacitor C2. The logic pattern at pin 1 of IC2 and pin 15, 14, 13, 4, 5, 6, 7 of IC2 and IC3 is loaded parallel into the shift registers (IC2, IC3). The voltage of pin 9 of IC2 and IC3 gradually dies away according to a

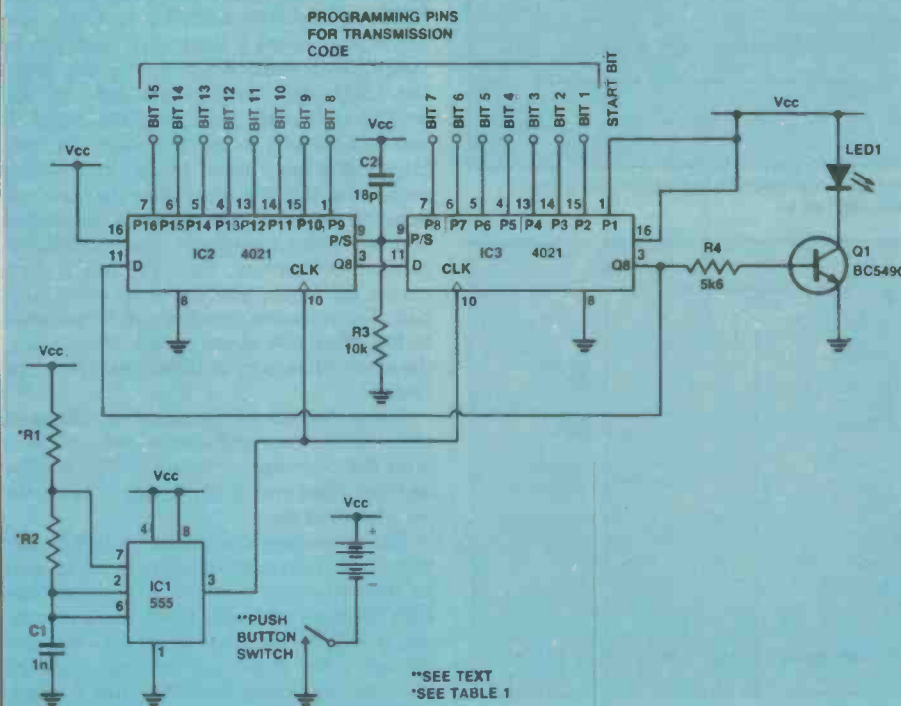
time constant formed by C2 and R3. As soon as this voltage goes low, control of the 4021s shifts to the serial mode. The clock input, pin 10, is driven by an 555 set up as an oscillator. The bit in pin 1 of IC3 gets shifted out first, the bit in pin 15 of IC3 is shifted out second, and so on. Any bit shifted out at pin 3 of IC3 also 'circulates' back to pin 11 of IC2. Repeated transmission of the same code is possible under this scheme. Components R1, R2 and C1 determine the clocking rate of the data from the following equations:

$$F_{ck} = \frac{1.443}{(R1 + R2 + R2) \times C1 \text{ Hz}}$$

$$\text{Duty cycle of clock} = \frac{R2 + R1}{(R1 + R2 + R2)}$$

The start bit normally turns LED1 on longer than other bits. This is because during the parallel loading of the registers, the start bit is active at pin 3 of IC3 already. The start bit stays active for one period of the clock plus the loading time. Therefore, the loading time constant of the register is made small compared to the clock period. That is, C2 and R3 are small.

As I said before, three different transmission rates are given in Table 1 with their component values already calculated. If any reader wants to use a transmission rate not listed in the table, the above formulas can be used. Whatever rate you choose, make sure it is not faster than the fastest given in the table, otherwise, the loading time of the registers becomes comparable with the clocking period. This might upset the sampling mechanism in the receiver.





# OPTICAL CAR ALARM SWITCH

Don't be fooled! This is not a torch at all but an optical car alarm switch. It consists of a transmitter (explained in Part 1) and receiver (Part 2) to deactivate car alarms and thus avoid delay mechanisms that can be exploited by the unwanted intruder. The project requires a little mechanical dexterity, but don't be too alarmed — we managed it!

S. K. Hui Part 1

THIEVES AND BURGLARS are getting really professional nowadays. A quick check of police or NRMA statistics will show that many of the stolen cars are equipped with alarm systems. The ordinary car alarm no longer gives you much protection at all! Scrapping the old one and installing a new sophisticated system is the best solution, but it's really expensive — you might be looking at \$300 or more.

Many classy cars, like the Renault Feugo or new BMW have built-in alarm systems. These have one common feature — remote turn off of the alarm, unlike most of the “do it yourself” alarm systems, which work on an entry delay. Such delays are usually adjustable up to tens of seconds. Unfortunately, a skilled burglar can disable your alarm within a few seconds.

There is one inexpensive way to update your alarm system. The ETI-343 Optical Car Alarm Switch. It is intended to be used with the most stupid car alarm system and turns it into something like the BMW's.

The idea is fairly simple. You turn the entry delay in your existing alarm to minimum time. Any unauthorized person trying to open the door or the boot will trigger the siren instantly. A little pocket size transmitter is used to turn off the alarm through the window before you get in. You can program your own transmitter code, which has  $n \times 32 \times 1024$  different combinations. It is possible to have  $n$  number of different rates to clock out the code. Theoretically,  $n$  is an infinite number, but in this article,  $n$  is chosen to be

three, ie, three different sets of resistors and capacitors are given in Table 1 for different rates of transmission. A different set of components will give you a different bit rate of transmission. Two transmitters with the same code but different bit rates will not interfere with each other. It is possible for you to invent a new transmission rate (bit rate) which is not listed. The only trouble is that you have to go through the calculation of the component values, and you need enormous patience to tune the receiver oscillator to the correct value. This will be discussed in the next issue.

This project can be used in other applications. Turning off your car alarm is one typical application. I am sure many of you can figure out other innovative ways of using it.

## Principle of transmitter circuit

The whole system works on the principle of asynchronous communication. It is a bit like the 6850 ACIA (asynchronous communication interfacing adaptor). Those who are not familiar with this device will find the following useful.

Suppose an 8-bit code, eg, 10011110 is transmitted. If the code is clocked out by the rising edge of the transmitter clock, the waveform of the data will look like that in Figure 1a. This same waveform is sampled at the receiver end with a sampler circuit. According to the Nyquist sampling theorem, the rate of the sampling has to be at least twice as fast as the maximum data rate

in the transmitter. The sampling circuit is controlled by an oscillator. Usually there is a drift in the oscillator due to environmental factors such as temperature. The drift in the sampling rate can be minimized by having the oscillator oscillating many times faster than the actual sampling rate. The frequency of the oscillator is then divided down to give the correct sampling rate. Since nothing is perfect in this world, drift in the sampling rate can never be gotten rid of completely.

The ideal sampling point is in the middle of the mark (logic 1) or in the middle of a space (logic 0). This is shown in Figure 1b. The first bit transmitted is called the start bit and is used to synchronize the receiver oscillator. This allows the start bit to be sampled right in the middle. Since the transmitter clock is not transmitted to the receiver, the subsequent samples are controlled by the receiver oscillator which is not synchronized to the transmitter clock. The receiver oscillator is almost certainly drifting in the oscillator relative to the received signal. The effect is, as shown in Figure 1b, that the sampling points are drifting away from the middle of the bits. Eventually, wrong samples will be taken. In practice there is a limit to the maximum length of the word one can transmit without re-synchronizing the oscillator with the next start bit. In standard formats, the word normally contains a start bit, seven or eight bits of data, a parity bit and one or two stop bits. In our particular case, only one start bit is

# FROM JAYCAR ELECTRONICS

## AT LAST! A low cost 10 Amp Digital Multimeter with transistor test facility

Digital multimeters are very popular these days but good quality ones with 10 amp scales generally cost well over \$100. We think that is too expensive so we've decided to do something about it.

Jaycar is pleased to announce a direct import digital multimeter with sensational specifications at an unheard of price!

Check the specs:

DC VOLT	0.1mV - 1000V
AC VOLT	0.1mV - 700V
DC CURRENT	1uA - 10A
AC CURRENT	1uA - 10A
RESISTANCE	0.1 - 20 Mohm
CONTINUITY	less than 30 ohm @ 1mA
hFE TEST	0-1000 10uA 2.8V NPN/PNP
DIODE TEST	1mA

Basic accuracy of Volts, Current & resistance is between 0.5 - 1.2% depending on range

- FEATURES**
- ★ 0.5" high digits
  - ★ High quality probe set supplied!
  - ★ Vinyl carry case supplied!
  - ★ Built in tilting ball!
  - ★ LED & buzzer continuity test!
  - ★ Precision thin film resistors used for long term accuracy!
  - ★ CMOS logic 1000-2000 hours battery life!
  - ★ Single function range switch
  - ★ Complete with battery, spare fuse (ZAC) and 1 instruction manual
  - ★ Protected ON/OFF switch
  - ★ Auto polarity
  - ★ Protected
  - ★ Floating decimal point

**SPECIAL INTRODUCTORY PRICE \$79.95**



## AT LAST! A low cost 10 Amp Digital Multimeter/ Transistor Tester & Capacitance Meter!

Jaycar is proud to announce a genuine low cost high performance combination Multimeter/Capacitance meter for the enthusiasts! This unit is all the most commonly needed test gear rolled into one!

DC VOLT	0.1mV - 1000V
AC VOLT	0.1mV - 700V
DC CURRENT	1uA - 10A (20A max 30 secs)
AC CURRENT	1uA - 10A (20A max 30 secs)
RESISTANCE	0.1 - 20M ohms
CAPACITANCE	1pF - 20uF (2%)
CONTINUITY	less than 30 ohms @ 1mA
hFE TEST	0-1000, 10uA 2.8V
DIODE TEST	1mA (Buzzer & LED)

- FEATURES**
- ★ 0.5" high digits
  - ★ High quality probes supplied!
  - ★ LED and Buzzer continuity test
  - ★ Precision thin film resistors for long term stability
  - ★ CMOS logic 1000 - 2000 hours battery life!
  - ★ Meter protection Fused
  - ★ Complete with battery, quality probes, spare fuse
  - ★ Floating decimal point
  - ★ Auto polarity
  - ★ Impact resistant case

**INTRODUCTORY PRICE \$119.00**

## PROGRAMMABLE MOBILE ROBOT

- Features: ★ 4 bit microprocessor controlled ★ 3 speed gears selected by programming through micro ★ Can travel in 4 directions plus angles and curves ★ Has lights and audio ★ Complex routines can be easily programmed (up to 48 commands long).

Cat. XR-1024 **ONLY \$49.95**

## MIXERS BACK IN STOCK!

These are sophisticated mixers that have excellent specifications - SEE PAGE 86 of our 1985 CATALOGUE for full features and specs.

### STEREO AUDIO MIXER

Cat. AM-4200

**ONLY \$125.00**

### PRO-QUALITY CONSOLE

Cat. AM-4202

**ONLY \$399.00**



## THE ULTIMATE CAR THEFT DETERRENT

The most sophisticated car alarms these days use ultrasonic sensors inside the cabin of the car to detect unauthorised entry. If the perimeter sensors fail the ultrasonic gets them as a second line of defence. It is virtually impossible for them to trigger them once you are inside the car.

Jaycar has made a scoop purchase of the UK made AT-90 Ultrasonic Detector Module. This unit is basically a proximity detector which connects to your car alarm system.

When the AT-90 is installed it fills the inside of the car with a steady pattern of ultrasound (ignition off, car closed). A movement within the vehicle or disturbance of windows or roof causes a disruption to the pattern and the AT-90 sends a signal to your main car alarm triggering it.

**JAYCAR SELLS THE KIT FOR \$55.00**

**BUT - you can add a built and guaranteed AT-90 to your alarm system TODAY for only \$24.50!!**

Cat. KJ-6665



**SAVE \$30.50**

## SX-2000 Full Featured Electronic Ignition

**SLASHED!**

The SX-2000 is the UK based Sparkrite's best ever selling electronic ignition. It is a reliable Transistor Assisted Ignition system with very high performance.

- Static timing light
- Anti-theft disable switch
- Instant conventional ignition switch over
- Systems Functioning lamp indicator
- Inbuilt heatsink
- Special mounting clips attach straight to coil (Patented feature)
- Easily transferred from car to car.

At \$59 Jaycar consistently runs out of the KIT version of this ignition ALL THE TIME. This unit is not a kit but the fully BUILT AND TESTED version. So when we tell you the price you will be thoroughly astounded!

**FOR SEPTEMBER this unit is only \$39.50!!**

Hurry! Stocks are limited!

Cat. KJ-6650

**SAVE \$20**

## ELECTRONIC IGNITION SENSATIONS! SPARKRITE SX-500

Jaycar has made a massive scoop purchase of a great little Transistor Assisted Electronic Ignition. It is not a kit. It is fully built and tested!

- Bulletin static timing light
- Only 4 wires to connect!
- Fits all 12V neg earth vehicles (inc. motorcycles) that use a coil and contact ignition.
- 3 position switch which enables you to immobilise vehicle or switch back to conventional ignition instantly
- Helps keep ignition in tune
- Stops arcing of breaker points
- Greatly extends points life
- Generally improves performance

The unit is supplied in a metal case with all wiring and fitting pieces included! Instructions included.

Normally this unit would sell for about \$49.95. But at Jaycar you pay 1/2 that in September!

Cat. KJ-6653

**ONLY \$24.95 ea BRITISH MADE - QUALITY!**

**SAVE \$25**

# UNBELIEVABLE KIT SALE

## SENSATIONAL PRICES ON

**5000 AMP-SYSTEM KITS**  
Check the special prices for the famous ETI 5000 series deal of a lifetime.

**FAMOUS JAYCAR 'BLACK MONOLITH' SERIES AMP**  
**NORMALLY \$339**

**THIS MONTH \$299**  
**SAVE \$40**

For further savings check the package deal below.

**FAMOUS JAYCAR 'BLUEPRINT' 5000 SERIES PRE-AMP**  
**NORMALLY \$319**

**THIS MONTH \$275**  
**SAVE \$44**

Check below for package price further savings.

**FAMOUS 1/2 OCTAVE GRAPHIC EQUALISER 5000 SERIES**  
**NORMALLY \$199 ea**

**THIS MONTH 2 for \$319**  
**SAVE \$79**

For further savings check below.

**THIS SPECTACULAR PACKAGE DEAL**

**PACKAGE DEAL 1**  
5000 'Black Monolith' Power Amp  
5000 'Blueprint' Pre-amp

**TOGETHER FOR ONLY \$550**  
**SAVE over \$100 on normal prices**

## PACKAGE DEAL 2

5000 'Black Monolith' Power Amp  
**NORMALLY \$339**  
5000 'Blueprint' Pre-amp  
**NORMALLY \$319**  
5000 Series 1/2 Graphic Equaliser  
**NORMALLY \$398**

**NORMALLY \$1056**  
**THIS MONTH YOU GET THE LOT FOR \$799**

**A MASSIVE SAVING OF \$257.00**



Freight by Comet anywhere in Australia \$13.50  
**NOTE:** If demand temporarily exceeds our ability to supply kits we may part ship. This will get you started on what is after all a fairly ambitious project. We will only honour the prices, however, if you order NOW!



Incorporating ELECTRONIC AGENCIES  
**NUMBER 1 FOR KITS**

**MAIL ORDER HOTLINE (02) 747 1888**

**N.S.W. SHOWROOMS**

SYDNEY: 117 York Street Tel (02) 267 1614  
CARLINGFORD: Cnr. Carlingford & Pennant Hills Road. Tel (02) 872 4444  
CONCORD: 115/117 Parramatta Road. Tel (02) 745 3077  
BURSTVILLE: 121 Forest Road. Tel (02) 570 7000  
GORE HILL: 188/192 Pacific Highway (Cnr Bellevue Avenue) Tel (02) 439 4799

**QUEENSLAND**

BURANDA: 144 Logan Road. Tel (07) 393 0777

**MAIL ORDERS:** P.O. Box 185, CONCORD 2137

**HEAD OFFICE:** 115-117 Parramatta Road, CONCORD 2137  
Tel (02) 747 2022 Telex: 72293

### SHOP HOURS

Carlingford, Hurstville & Gore Hill  
Mon-Fri 9am - 5:30pm, Thurs 8:30pm, Sat 12pm  
Sydney  
Mon-Fri 8:30am - 5:30pm, Thurs 8:30pm, Sat 12pm  
Concord  
Mon-Fri 9am - 5:30pm, Sat 12pm

### POST & PACKING

\$5 - \$9.99	\$2.00
\$10 - \$24.99	\$3.75
\$25 - \$49.99	\$4.50
\$50 - \$99.99	\$6.50
\$100 - \$199	\$8.00
Over \$199	\$10.00

**COMET ROAD FREIGHT ANYWHERE IN AUSTRALIA ONLY \$13.50**



**VISA**



**MAIL ORDER VIA YOUR PHONE**

# SILLY SPEAKER SENSATIONS

**PIONEER**



**UNBELIEVABLE SPEAKER BARGAIN**

**PIONEER 4" 8 OHM 10 WATT SPEAKER**  
 NORMALLY \$5.95 ea  
 SAVE A MASSIVE \$4.95  
 MINIMUM BUY 4 pcs

Cat. AS-3025

**ONLY \$1.00 ea**

PLEASE NOTE: Due to weight add extra \$1 Post & Packing

**SILLY PRICES**

**PIONEER**

**PIONEER SURPLUS ECONOMY TWEETER**

Normally worth about  
**\$4.00 each**  
 Limited Quantity  
 Cat. CT-2000

**ONLY \$1.00 ea**



**PIONEER**

We have made a bulk purchase of DISTRESS STOCK SPEAKERS, and can offer you the basics for some speaker kits at ridiculous prices.

**GRILLED MIDRANGE AND TWEETER**

Two really nice Pioneer matching speakers. Put them with a crossover \$12.95 ea Cat. CX-2615 and with one of the woofers on this page for a fabulous system, which would handle up to 50 watts RMS, depending on the woofer chosen.

**TWEETER** Cat. CT-2005

**USUALLY \$6.95 ea**

**MIDRANGE** Cat. CM-2078

**USUALLY \$14.50 ea**

**BUY 2 OF EACH FOR**

**ONLY \$29.90**

**SAVING YOU \$13.00**

Almost the cost of the 2 tweeters

Sorry No PIC

available for tweeter



**PIONEER**

**GREY MIDRANGE & TWEETER**

Basically the same specs as the grided ones, except both speakers have square grey frames.

**TWEETER** Cat. CT-2040

**USUALLY \$5.95 ea**

**MIDRANGE** Cat. CM-2042

**USUALLY \$12.50 ea**

**BUY 2 OF EACH FOR**

**ONLY \$23.90**

**SAVING YOU \$13.00**

More than the two tweeters!

**NEVER TO BE REPEATED PIONEER 6" WOOFER 4 OHMS**

Another huge scoop once only purchase. Ideal woofer for cars, or a small speaker box, or even two in a tower box.

★ Power Rating 15 watts RMS ★ Nominal Resonant Frequency 40-45Hz ★ Nominal Sensitivity 97dB/W ★ Response Range 10 - 4,000Hz

**WE STOCK THIS IN A TWIN CONE VERSION for \$17.50 A REALLY SPECIAL PRICE WOULD BE \$10. BUT WE HAVE SLASHED THEM TO ONLY \$6.00 ea.**

THAT'S CRAZY. Limited Quantity.  
 Cat. CW-2105

**SAVE \$11.50 ONLY \$6 ea**

**PIONEER**



**TOO MUCH MIDRANGE OR HIGHS?**

If this is your problem put one of each in line with your speakers. They are easy to install and come with wiring instructions. Power handling 80 watts RMS system power.

**NORMALLY \$7.95 ea THIS MONTH**

1 TWEETER Level Control and 1 MIDRANGE Level Control for

**\$7.95**

**THAT'S 2 for 1 or 1/2 PRICE**

Mid Control Cat. AC-1680

High Control Cat. AC-1682

**MANUFACTURERS/ WHOLESALEERS!!**

Turn your surplus stock into cash!!

Jaycar will purchase your surplus stock of components electronic equipment or traded-in gear in good condition. We are continually on the lookout for sources of prime quality merchandise that can be resold to electronic enthusiasts.

**Call Gary Johnston or Bruce Routley NOW (02) 747 2022**

**PIONEER**



Midrange



Tweeter

**PIONEER 12" GUITAR SPEAKER 65W RMS**

Strictly limited quantity. Crazy price. They won't last. **USUALLY \$59.50 SAVE \$20.00**

Cat. CG-2381



**SAVE \$20.00**

**PIONEER**

★ Impedance 8 ohms ★ Power rating 65W RMS ★ Sensitivity 97 dB/w 1/2 metre ★ Frequency range 80-6kHz ★ Resonance frequency 80Hz

**ONLY \$39.50**

**PIONEER DOME TWEETER**

**LESS THAN 1/2 PRICE**

A dome tweeter for under \$10! Ridiculous! Only 250 available.

**USUALLY \$18.50 SAVE \$9.55**

Cat. CT-2020



★ Impedance 8 ohms ★ Power rating 25W RMS - 100W RMS system power ★ Crossover frequency 2000Hz ★ Sensitivity 95 dB/w 1/2 metre ★ Frequency range 2000 - 20,000Hz

**PIONEER**

**SAVE \$9.55**

**ONLY \$8.95**

**PIONEER HORN TWEETER**

Great sounding black anodised square metal horn. Two together sound great. Limited quantity.

**LESS THAN 1/2 PRICE WAS \$13.50 SAVE \$7.00**


Cat. CT-2014



**PIONEER**

★ Impedance 8 ohms ★ Power rating 12W RMS - system 60W RMS ★ Crossover frequency 2000Hz ★ Sensitivity 101 dB/w 1/2 metre ★ Frequency response 2000 - 20,000Hz


**SAVE \$7.00 ONLY \$6.50**



**MOTOROLA PIEZO TWEETER BARGAIN!**

This Hi Fi high power tweeter is a surface mount, cone dispersion line source unit that is fitted with its own grille. The use of high temperature materials in its construction means it can be used in automotive applications. Two piezo units provide a wide (90°) dispersion horizontally with a narrow dispersion vertically. Sensitivity is 98dB @ 2.8V @ 1Wm. Frequency response easily goes out to 40kHz. The KSN-1071 normally sells for a very reasonable \$24 each (pre-devaluation). While stocks last this unit is available from Jaycar for the ridiculously low price of **\$12.95 each!** A high quality, high power Hi Fi Tweeter for a prayer!  
 Cat. CT-1918

**ONLY \$12.95 ea**



**APOLOGY**

In our July ads we advertised that our Salvage Warehouse was at Concord. By the time the ads hit the streets we had had a change of plan and the stock had been moved to GORE HILL STORE. We apologise for any inconvenience caused.

**INNERBOND**

Innerbond is the ideal substance for lining the insides of speaker cabinets. It has excellent damping properties and is clean and non-irritating. Comes on a roll approximately 900mm wide Thickness is 25mm.  
 Cat. AX-3690

**\$4.50/metre**



**GRILLE CLOTH**

High quality, acoustically transparent grille cloth is ideal for protecting those expensive drivers - but making sure all the sound gets through. Comes in a 1.5 x 1 metre roll. Black in colour.  
 Cat. CF-2752

**\$10.50/metre**



**7 WAY SPEAKER SWITCH**

This stereo speaker switch will enable you to select any combination of three pairs of speakers. Comes complete with wall plate. Has easy to connect screw terminals. Full instructions supplied. Separate switch for each pair of speakers. Not the cheap rotary switch type.  
 Cat. AC-1676

**ONLY \$12.95 ea BUT THIS MONTH SAVE \$4.00 ONLY \$8.95 ea**

## BRIEFS

### Software package for pc board layout

Technical Imports has introduced a promising software package called the "Auto-router" which runs on most MS-DOS compatible personal computers. The package consists of software tools and templates to automate route tracing on double sided pc boards. Contact Technical Imports, 220 Pacific Hwy, Crows Nest, NSW 2065. (02)922-6833.

### dc fan

Announcing the Biscuit dc Blower from E.G. & G. Rotron which uses dc brushless technology to produce twice the pressure of an equivalent ac blower! Its impressive specs are: 120.7 mm square x 31 mm deep, 0.273 kg weight and 44.6-51.6 dBA noise power emission level. If you're interested in this piece contact Total Electronics, 9 Harker St, Burwood, Vic 3125. (03)288-4044.

### Free journal

*Analog Dialogue* Volume 18, No 2 is a technical journal on data acquisition components and systems. In this issue you can find out why flash converters work better with track-and-holds, and about the HAS-1201, a 12-bit, 1 MHz hybrid A-D converter with internal track-and-hold amplifier. This journal can be obtained from Parameters, 41 Herbert St, Artarmon, NSW 2064. (02)439-3288.

### LCD dot matrix display

Called "Optrex", this LCD display from Amtex Electronics offers 160 JIS type characters including alphabet, numeral and kana with 32 special characters and symbols displayed by internal character generator (ROM). Random symbols can also be displayed and Optrex includes functions to clear the display, move the cursor, blink a character, etc. It uses a single +5 V power supply and is available from Amtex Electronics, 36 Lisbon St, Fairfield, NSW 2165. (02)728-2121.

### MIC multimeter

The series "V" MIC 4½ digit multimeters features peak hold, TTL logic level and pulse detect, pulse memory, conductance, audible continuity check, and transistor  $h_{FE}$  measurement. Contact J.C. Tanloden, 11 Stroma Ave, Balwyn North, Vic 3104. (03)857-9563 to check out the specs or purchase one of these devices.

### STD bus video board

Bytewyde Systems has introduced a low cost intelligent video controller designed to act as the display subsystem for any STD bus processor. The BWS-2010 offers composite video or TTL video output with separate sync for direct connection to standard industrial VDU monitors. A parallel 8-bit interface is provided for keyboard connection. You can get more info on this from Prologue Australia outlets or from Bytewyde, PO Box 146, Canterbury, Vic 3126.

### Quick Ni-Cad charger

A 20 minute Ni-Cad battery charger is on the market. Called the "Reflex 20", it uses a system of "burping" which is an interjection of negative pulse between positive charging pulses to achieve the speedy recharge. The charger and battery system is suitable for portable communications, paramedic and video equipment and for demands for uninterrupted power. For more information contact Christie Electronics, 33 Higginbotham Rd, Gladesville, NSW 2111. (02)807-1444.

### PROM programmer

The SE4942 EPROM programmer is a portable unit for programming devices up to 256K bit capacity. Available with it is an optional add-on SE49402 to make a RAM/PROM memory emulation unit. The SE4942 programmer has an RS232 port to allow up-line and down-line loading of PROM data. It operates on 90 to 240 Vac. More information is available from Alfatron Pty Ltd on (03)758-9000.

### Sweep function generators

The series 8050 multipurpose function generators provide sine, triangle and square waves and pulses with variable amplitude, symmetry and offset over a frequency range of 50 mHz to over 5 MHz. Output can be continuous, gated or triggered. Maximum output amplitude is 20 Vp-p into open circuit or 10 Vp-p into 50 ohms. Contact Paton Electrical, 90 Victoria St, Ashfield, NSW 2131, (02)797-9222 for further information.

### Indoor/outdoor digital thermometer

Zap Electronics has available a miniature electronic thermometer with sensors for ambient temperatures and a remote probe and lead for outdoor temperatures. It can be used to measure liquid temperatures, body temperatures or surface temperatures in the range of -40°C to 120°C to 0.1 resolution. It sells at \$27.50. For enquiries phone Zap on (02)858-2288.

### STD bus PC interface

The Pro-Log LYNXSOFT allows a LYNX1 STD Subsystem to communicate with any PC or terminal asynchronously using RS-232-C interface or via an auto-answer modem. No additional software or hardware modifications are needed for the PC or any terminal to read from or write to any I/O port or memory location. For further information contact Pro-Log (Australia), PO Box 1, Canterbury, Vic 3126.

### CRT photography kit

Polaroid is distributing a budget-priced NPC photo "Screen-shooter" kit for off-the-screen CRT photography. Comprising a CRT screen hood, a bracket for standard 35 mm SLR cameras, a Polaroid OneStep 600 instant colour print camera with bracket and supplementary lens and extension tube, it sells for \$240 rrp plus tax.

## Screened plastic boxes

BOSS Industrial Mouldings Ltd is now offering the complete BIM2000 range of plastic multi-purpose boxes internally coated with 0.05 mm thick, matt black emi/rfi conductive shielding.

The ABS boxes have all the normal electrical screening protection facilities associated with

steel or diecast aluminium enclosures, and also provide light weight, easy drilling, as well as impact and chemical resistance advantages plus considerable cost savings.

The low or deep profile lids are firmly secured to the base by screws running into brass hank

bushes which not only provide a good electrical connection for total screening but also ensure that these boxes are splash and moisture proof and therefore suitable for a wide range of hostile electrical and environmental conditions.

Moulded in seven sizes rang-

ing from 100 x 50 x 25 to 190 x 110 x 90 mm, the shielding capacity (attenuation) of the boxes over the range of 5-1800 MHz is 50-90 dB.

For further information contact Crusader Electrical Components, 81 Princess Hwy, St Peters, NSW 2044. (02)519-6685.

# The plot thickens


The Graptek GP9101 is perhaps one of the most cost effective plotters ever released on the Australian market. Things like the 8-bit parallel port or RS232C input port, automatic self and interface tests are only basic features of this machine.

It can handle several sizes of paper, including A1, A2, A1S, B2 and B3. A choice of pens is also available including fibre tip

and draughting pens. The pens ride in a pen holder that houses four different pens, making it ideal for architectural, internal design or draughting. Furthermore, the machine has different types of numerical and character patterns in its ROM, which allow the user to plot numbers, mathematical symbols, Greek letters, scientific symbols and even Japanese characters.

A convenient facility is the ability to plot standard curves automatically. This saves a lot of time in writing a program to generate them. A set of simple parameters (like radius, curvature, slope, etc) corresponding to the particular curve to be drawn is all that is required by the machine. The parameters are sent to the plotter using either ASCII or binary format.

The machine plus all the accessories like special pens and paper etc are currently ex-stock! If you are urgently in need of a plotter, get on down to Electrical Equipment at 8 Lyon Park Rd, Unit C, North Ryde, NSW 2113 or phone (02)888-9000. Price is \$7500.



## Low cost industrial multimeters

Two additions to the 20 series family of industrial-grade hand-held multimeters, the Fluke 21 and 23 are high-energy protected and specifically designed to survive in rugged environments in such applications as plant facilities and production equipment maintenance, auto-mechanics and electrical contracting.

Extensive overload protection and high-energy fusing have been built into the meters. The Fluke 21 clears short-circuit faults to over 10,000 amps and the Fluke 23 is 10 amp fused for protection to 1,000,000 amps.

For volt/ohm protection the 21 uses a 1200 V metal oxide varistor while the 23 features a 430 V MOV in series with a spark gap.

The high-visibility (industrial) yellow case is constructed entirely from non-metallic materials with specially recessed input jacks to accommodate safety designed test leads. Both meters come with insulated alligator clips.

For added safety, the Fluke 23 has software "Touch Hold" which allows the operator to take readings in dense circuitry or areas of high current and voltage without looking away from the probes. The meter automatically locks in the reading and beeps. It then updates when a new measurement is taken.

For further information contact Elmeasco Instruments, 15 McDonald St, Mortlake, NSW 2137. (02)736-2888.

## Compact PROM programmer

The new Minato model 1863 PROM programmer can program both MOS and bipolar PROMs by changing a PROM unit.

The CPU section is equipped with an 8-bit microprocessor (Z80), enabling a variety of functions such as the checking of a PROM and data editing by serial interface.

In addition the model 1863 of-

fers high-speed 400 cps PTR, and functions such as blank check, and program read and verify. Other features include one-touch operation and compact size for excellent portability.

For more information contact Ampec Electronics Pty Ltd, 1 Wellington St, Rozelle NSW 2039. (02)818-1166.



# Bonanza

Components and Products —  
our Competitors prices.

cent until you get your statement next month!

**Just Arrived**

## — Ultrasonic Insect and Pest Repeller

PESTREPELLER is effective in controlling mice, rats, roaches, fleas, flies, crickets, silverfish, waterbugs, moths, ants, and most other common pests. Laboratory research has shown ultrasonic sound waves attack the auditory and nervous systems of most common pests causing them pain and discomfort. 130 decibels of sound waves are out of the range of hearing of humans and most household pets such as dogs, cats fish and birds, and farm animals.

Specifications—Dimensions: 100 x 90 x 80 Power Supply adaptor supplied 240/9V Frequency Range 30KHz to 65KHz variable Output Level 130db Cat A 0083 **\$49.50**



Build this Fantastic New Kit  
NO COMPROMISE DESIGN  
Ultra Fidelity  
Series 200 Mosfet  
Integrated Amplifier



**\$439**

INCREDIBLE VALUE

**FEATURES:** — This brilliantly designed stereo amplifier will equal or better just about any integrated commercial amp regardless of price. It is a no-compromise design capable of delivering 100 watts per channel at very low distortion. Four basic stereo inputs are provided for both moving magnet and moving coil cartridges. Also three high level stereo inputs are provided for compact disc players, AM/FM tuner and auxiliary input which could be from a stereo TV tuner of HI FI VCR. Input facilities are also provided for two stereo cassette decks and full monitoring facilities are available for either deck plus dubbing from Deck 1 to Deck 2 or vice versa. • Full CMOS Analog switching (soft touch) • Twist Type speaker lead binding posts supplied • De-thump muting in-built • All HI-Spec low noise IC's used.

• Incredibly accurate RIAA equalisation. • No control wiring whatsoever • Led indication of switch status (on/off) • All components mount on the PCB, even pots and sockets. • Super efficient Toroidal Transformer—Low Hum • Uses Hitachi Mosfet Power devices • In-built over drive protection • Centre detents on Bass, Treble and Balance controls; multiple detents on volume control. • Heavy Duty Heatsinks.

**SPECIFICATIONS:** —  
Power Output: 100W RMS into 8 Ohms (per channel) Freq.Response: 8Hz to 20KHz +0 -0.3db 2.8Hz to 65KHz +0 -1db Input Sensitivity: 0.775mV for full power Hum: -100db below full output S/N Ratio: 94db flat -100db A-weighted Distortion: 0.01% @ 1KHz Stability: Unconditional Cat K 5030

## Low Cost Power Transformer

An Exclusive Altronics Design  
Why didn't we think of it  
years ago!!

240V to 9, 12, 15, 18, 21, 24 volts at 60VA (60W) High grade silicon steel laminations (Sorry we could not do a Toroid at this price). Our Multitap 1 amp and 2 amp Transformers have proved so popular we decided to release a big brother. Made right here in Australia. Use of high grade Silicon steel has enabled surprisingly compact dimensions (70mm x 70mm x 58mm High) Outputs: Two Simple Secondaries, each with just one tap, permit an amazing range of outputs i.e.

Voltage	Current	Centre Tap	No	Yes
3	6.6A		No	Yes
6	6.6A		Yes	No
9	6.6A		No	Yes
12	5A		No	Yes
15	4A		No	Yes
18	3.3A		Yes	No
21	2.9A		No	Yes
24	2.5A		Yes	No

And the Best News is the Low Price  
**Just \$22.50** Cat M 2165

Dear Customer  
Don't forget to tell us where  
you saw this advertisement — we'll  
be delighted to send you the bonus free  
offer mentioned at the beginning of the ads.



# ALTRONICS

COMPONENTS

105 STIRLING STREET, PERTH  
FOR INSTANT SERVICE  
PHONE ORDER TOLL FREE  
008 999 007

PERTH METRO AND A/HRS  
(09) 328 1599

### ALL MAIL ORDERS

Box 8280, Stirling St. Perth WA 6000

### PACKING & DELIVERY CHARGE

**\$3.00 DELIVERY AUSTRALIA WIDE**

- We process your order the day received and despatch via Australia Post. Allow approx. 7 days from day you post order to when you receive goods. Weight limited 6Kgs.

### \$5.00 OVERNIGHT JETSERVICE

- We process your order the day received and despatch via Overnight Jetservice Courier for delivery next day Country areas please allow additional 24-48 hours. Weight limit 3Kgs.

**\$10.00 HEAVY HEAVY SERVICE** - All orders of 6Kgs. or more must travel Express Road - Please allow 7 days for delivery.

**INSURANCE** — As with virtually every other Australian supplier, we send goods at consignees risk. Should you require comprehensive insurance cover against loss or damage please add 1% to order value (minimum charge \$1). When phone ordering please request "Insurance".  
**TOLL FREE PHONE ORDER** — Bankcard Holders can phone order toll free up to 6pm Eastern Standard Time. Remember with our Overnight Jetservice we deliver next day.

**ALTRONICS RESELLERS**  
Wanted in all Areas of Australia—Phone Steve Wroblewski on (09) 381 7233 for Details.

### VICTORIA

#### CITY

Active Electronics ..... 602 3499

All Electronic Components ..... 662 3506

McGraths Electronics ..... 347 1122

#### SUBURBAN

BENTLEIGH Absolute Electronics ..... 557 3971

#### BOX HILL SOUTH

Eastern Communications 288 3107

#### CHELTENHAM

Talking Electronics ..... 550 2386

#### OONCASTER

Cleptone Electronics ..... 84 2868

#### FOOTSCRAY

Acron Electronics ..... 689 1911

#### SOUTH CROYDEN

Truscott Electronics ..... 723 3860

### COUNTRY

#### BENDIGO

K.C. Johnson ..... 41 1411

#### MORWELL

Morwell Electronics ..... 34 6133

#### ROBINVALE

John Mason Electronics ..... 26 3643

#### SHEPPARTON

GV Electronics 21 8866

### NSW

#### CITY

David Reid Electronics ..... 267 1385

Jaycar Electronics ..... 267 1814

#### CARLINGFORD

Jaycar Electronics ..... 872 4444

#### CONCORD

Jaycar Electronics ..... 745 3077

#### GORE HILL

Jaycar Electronics ..... 439 4799

#### HURSTVILLE

Jaycar Electronics ..... 570 7000

#### LEWISHAM

PrePa Electronics ..... 569 9770

### QUEENSLAND

#### ALBURY

Webb's Electronics ..... 25 4066

#### BATHURST

The Electronics Shop ..... 31 4421

#### BROKEN HILL

Crystal TV ..... 4803

#### COFFS HARBOUR

Coffs Harbour Electronics ..... 52 5684

#### COUNTRY

#### GOSFORD

Tomorrows Electronics ..... 24 7246

#### KURRI KURRI

Kurr Electronics 37 2141

#### NEWCASTLE

D.G.E. Systems ..... 69 1625

#### NEWCASTLE

George Brown & Company ..... 69 6399

#### NOWRA

Southern Communications 21 4011

#### ORANGE

WV Electronics 626 491

#### PORT MACQUARIE

Hall of Electronics ..... 83 7440

#### RAYMOND TERRACE

Altaba Electronics ..... 87 3418

#### RICHMOND

Vector Electronics ..... 78 4277

#### TAMWORTH

Landlink Communications 65 4622

#### TENTERFIELD

Nathan Ross ..... 36 2204

### TOWKLEY

TES Electronics 96 4144

### WINDANG

Madijen Electronics ..... 96 5066

### WINDSOR

M & E Electronics Communications 73 5935

### WOLLONGONG

Newtes Electronics ..... 27 1620

### WYNDHAM

Vincom Electronics ..... 28 4400

### QUEENSLAND

#### CITY

DeLoud P/L ..... 2296155

Jaycar Electronics ..... 393 0777

#### SUBURBAN

#### FORTITUDE VALLEY

McGraths Electronics ..... 832 3944

#### SHALWATER

Electronics ..... 523547

#### PADDINGTON

Jacques Electronics ..... 369 8594

#### SALISBURY

Colourview Electronics ..... 2753188

#### SLACKS CREEK

David Hall Electronics ..... 2088808

#### TOOWONG

ECO Technics ..... 3710879

### COUNTRY

#### CAIRNS

Thompson Instrument Services ..... 512404

#### BUNDABERG

PM Electronics 728 272

#### GLADSTONE

Purley Electronics 724321

#### NAMBOUR

Nambour Electronics ..... 411804

#### PALM BEACH

The Electronic Centre ..... 341248

#### ROCKHAMPTON

Purley Electronics 21058

#### TOOWOOMBA

Hunts Electronics 329677

#### TOWNSVILLE

Soles Electronics ..... 722015

### SA

#### CITY

Force Electronic 212 2672

Poltronics ..... 2123111

Gerard & Goodman 223222

#### SUBURBAN

#### BRIGHTON

Electronics ..... 296 3531

#### CHRISTIES BEACH

Force Electronics ..... 382 3366

#### PROSPECT

Jensen Electronics ..... 269 4744

#### REYNELLA

Force Electronics ..... 381 2824

### COUNTRY

#### MT. GAMBIER

South East Electronics ..... 250 034

#### PT. LINCOLN

West Coast Elect Supplies ..... 82 5802

#### WHYLLA

Eya Electronics ..... 45 4764

### TASMANIA

#### HOBART

O & I Agencies ..... 34 7877

George Harvey ..... 342233

#### LAUNCESTON

George Harvey ..... 31 6533

#### WILLS

Electronics ..... 31 5688

#### LEGANA

Frank Beach Electronics ..... 301379

### WA

#### COUNTRY

#### ALBANY

BP Electronics ..... 41 2681

#### ESPERANCE

Esperance Communications 71 3344

#### GERALDTON

K.B. Electronics & Marine ..... 21 2176

#### KALGOORLIE

Today's Electronics ..... 21 2777

#### MANDURAH

Kentronics ..... 35 3227

#### WYALKATCHEM

D & J Pease ..... 81 1132

BANKCARD HOLDERS—PHONE ALTRONICS TOLL FREE 008 • 999 • 007 FOR NEXT DAY JETSERVICE DELIVERY

# ALTRONICS

COMPONENTS

# 9<sup>th</sup> Birthday Sale

• Hundreds of Quality Electronic

Save up to 50% on

Credit Cards accepted — You don't pay a



## 5(6.5)MHz Oscilloscope Kit



\$249

(See EA Oct '84)


Over the years many people have asked, "Do you have a CRO Kit?" — Our answer - up until now - has been that built and tested units were not dearer than kits, if you could get a kit at all. The Altronic K 2000 Cathode Ray Oscilloscope kit has a guaranteed 5MHz band width but should go to around 6.5MHz. It also features 75mm (3") CRT Blue Phosphor with accurate graticule, separate vertical and horizontal BNC input sockets etc. Remember, a 5MHz scope is usually adequate to troubleshoot most micro processor and other digital circuitry as well! This is a wonderful opportunity to learn electronics and end up with a valuable piece of test equipment as well. The Altronic K 2000 kit is absolutely complete. The chassis is prepunched and every component including nuts and screws are provided, along with instructions. Cat. K 2000

## BENCH TOP POWER SUPPLY

Electronics Australia have released this superb new supplykit in our very attractive H 0480 Instrument case — thus complementing the Frequency Counter, Function Generator projects etc. Cat K 3210 **\$59**

### FEATURES:

- Output variable between 3 and 30V
- Short circuit Protection
- Full 1 amp output over entire voltage range
- Load switching
- Current limiting fully variable—twin selectable ranges
- Dual Scale Meter
- Separate earth terminal provided



### SPECIFICATIONS:

- Output Voltage—3 to 30 Volts
- Output Current—0 to 1 Amp (fully variable)
- Load Regulation—better than 0.2% from 0 to full load
- Output ripple—less than 2mV RMS


## Kits and Bits at Bargain Rates

### MICROBEE OWNERS

As we no longer sell the Microbee Computer range, we now have these surplus products which we want to quite regardless of cost. Don't let these unbelievable prices put you off — these are all 1st quality products. Naturally 1st come 1st served. So phone order yours right now!

### FAX DECODER (ETI Sept.'83)

Now \$15



This project allows you to decode the signals of shortwave stations transmitting radio facsimile weather maps, satellite pictures etc. • complete kit of parts includes DB15, Ribbon cable • Software listing. Cat K 9733

### Radioteletype Decoder (ETI April '83)



Display RTTY encoded messages on your Video Monitor. Receive up to date weather information International News before the Papers all sorts of coded military info. Simple circuit uses PLL techniques. Single PCB Construction. Kit includes DB15 Plug and Backshell for connection to microbee. Shielded pretinned PCB. Cat K 9733


Now \$20

### PARALLEL PRINTER INTERFACE



\$15

Build your own interface and Save \$\$



A simple kit to build-takes about 20 minutes. Save on the cost of a built interface and save the cost of a serial printer. Cat K 9671

### CAR SECURITY SYSTEM KIT

ETI 340



This New ETI Design represents the ultimate in vehicle protection systems available today.

The Design uses strategically placed Ceramic Resonance Mics to detect any tampering with your vehicle. Features + Automatic arming with entry and exit delays + dash mount led to indicate status of alarm + extra alarm inputs that can be wired to protect your boot, car HiFi etc.

Supplied complete with Two resonance Microphones, security window stickers and exclusive ABS case with drilled and silk screened front panel. We have also included a fully identified terminal block on the case to allow easy installation in your vehicle.

### ++ADDED BONUS++

This System includes circuitry to monitor your dash warning lights and will inform you of any abnormal condition.

REF ETI APRIL 1984

K 4340 ..... \$59.50  
K 4341 additional sensors . \$8.00

## STATE OF THE ART TOROID POWER TRANSFORMERS

For the same price as your common garden heavy, bulky, buzzing iron (any old iron at that!) transformer you can now design in a superb Toroid Power Transformer from Altronics.

NEW FOR 85'



ALL WITH 240V PRIMARY

### Why a Toroid?

- Smaller size and weight to meet modern "Slimline" requirements.
- Low electrically induced noise demanded by compact equipment.
- High efficiency enabling conservative rating whilst maintaining size advantages.
- Lower operating temperature.
- Simple, quick single bolt mounting.

Cat No.	Sec V	VA	Es.	10Up
M 3050	12V + 12V	160W	45.00	43.50
M 3065	25V + 25V	160W	45.00	43.50
M 3065	30V + 30V	160W	45.00	43.50
M 3070	35V + 35V	160W	45.00	43.50
M 3075	40V + 40V	160W	45.50	43.50
M 3080	45V + 45V	160W	45.50	43.50
M 3085	12V + 12V	300W	55.00	52.50
M 3088	25V + 25V	300W	55.00	52.50
M 3090	30V + 30V	300W	55.00	52.50
M 3092	35V + 35V	300W	55.00	52.50
M 3100	40V + 40V	300W	55.00	52.50
M 3105	45V + 45V	300W	55.00	52.50

The toroidal transformer is now accepted as the standard in industry, overtaking the obsolete laminated type. Industry has been quick to recognise the advantages toroidals offer in size, weight, lower radiated field and, thanks to Altronics—Low Price.

### DIMENSIONS

Diameter 110mm  
Height 42mm (160VA Models)  
52mm (300VA Models)  
Leads 200mm length

Made in UK Quality

### Highly Recommended For:

- Audio Amplifiers
- Power Supplies
- Microprocessor/computer equipment

MANUFACTURERS AND BULK USERS PLEASE CONTACT OUR WHOLESALE DEPT. FOR BULK QUANTITY RATES.

## Multipurpose

9V @ 6.8A  
12V @ 5A  
18V @ 3.3A  
24V @ 2.5A



BANK CARDERS—PHONE ALTRONICS TOLL FREE 008 • 999 • 007 FOR NEXT DAY JETSERVICE DELIVERY

## BRIEFS

### Single row 90° sockets

With 2 to 25 positions Series 0517 Vertisockets, single row devices can be positioned at a 90 degree angle from the pc board. Collet style sockets with gold contacts and tin or gold plated shell are on 0.100 centres, and the strips are end-to-end stackable on 0.100 centres. Single-in-line Vertisockets are moulded so they can be broken to any number of pins. For more information contact Ampec, 21 Bibby St, Chiswick, NSW 2046.

### Surface mount technology manual

A free 112-page "How To Use Surface Mount Technology" manual is available from Texas Instruments' Semiconductor Division. It gives a comprehensive overview of the subject, including information about terminology, the connection process, testing, and reliability. To obtain a copy, contact Texas Instruments, Semiconductor Division, 6 Talavera Rd, Nth Ryde, NSW 2113.

### High isolation opto couplers

Telefunken's new CNY21 opto coupler is housed in a 14-pin DIL. This mounting arrangement enables an input to output isolation of 10 kV, but high CTR of 60 per cent at 10 mA input is maintained due to light pipe construction. Turn on and off times are 3.4 and 2 microseconds. The CNY21 is available from Promark Electronics, 208/6-8 Clarke St, Crows Nest, NSW 2065.

### Wideband, unity gain op-amp

The Harris HA-2541 unity gain stable monolithic operational amplifier achieves 40 MHz unity gain bandwidth. It's designed for video and pulse applications requiring stable amplifier response at low closed loop gains. Harris IC products are distributed by VSI, 16 Dickson Avenue, Artarmon, NSW 2064.

### One millisecond vacuum relay

A new vacuum relay for high frequency hopping has been released by STC-Cannon Components. Called the RF46-26S, it can be used in many other circuits and applications requiring high speed operation and long life. For more details contact STC-Cannon Components, 248 Wickham Rd, Moorabbin, Vic 3189.

### Low power serial I/O controller

The dual-channel, low-power Z80L S10 is a versatile data communication interface which although designed as part of the Z80L family is also suited to many other CPUs. Supporting all common synchronous or asynchronous protocols, it performs the functions traditionally done by UARTs and USARTs as well as synchronous communications controllers. Further information is available from the George Brown Electronics Group, 174 Parramatta Rd, Camperdown, NSW 2050.

### Connector data sheet

A data sheet detailing the range of Suyin connectors available in Australia can be obtained from J C Tanloden Pty Ltd, 11 Stroma Ave, Balwyn Nth, Vic 3104.

### Flat cable D-sub connectors

Total Electronics has introduced IDCs which incorporate a pin and socket to permit mass termination by insulation displacement of flat cable with 0.050" standard pitch round conductors. Available with 9, 15 or 37 contacts, they are

mateable with standard D-sub contact arrangements and can be interchanged in existing applications. For more about these connectors, contact Total Electronics, 9 Harker St, Burwood, Vic 3125.

### 16 MHz CHMOS microcontroller

The 80C51BH-1 8-bit microcontroller combines higher speed with the benefits of CHMOS. Features include a built-in "Boolean processor", 32-programmable I/O ports, programmable power modes and a UART port. Operation is at 4 V to 6 V with a current of 205 mA at 5V and 16 MHz. More details can be obtained from Intel Australia Pty Ltd, 200 Pacific Hwy, Crows Nest, NSW 2065.

### Miniature current transformers

Crompton 770 Series miniature current transformers have primary and secondary current ratings for applications which include extending the range of moving coil indicators, converting mains load current to electronic signal levels, operating electronic relays and ground fault protection devices, and providing galvanic isolation. The transformers will slip over mains cables and their small size allows pcb mounting. Contact Crompton Instruments, PO Box 492, Campbelltown, NSW 2560. (02) 603-2066.

### Octal transceiver

The 'F552 octal transceiver has two 8-bit registers for temporary storage of data flowing in either direction. Each register has its own clock pulse and clock enable input as well as a flag flip-flop which is set automatically when the register is loaded. These separate clocks, flags and enables provide considerable flexibility as I/O ports for demand-response data transfer. More information about the 'F552 is available from Fairchild Australia, 366 Whitehorse Rd, Nunawading, Vic 3131. (03) 857-9563.

### Chopper switching regulator

A new series of hybrid chopper switching regulators for dc input voltages up to 45 V maximum, 2 A output, is available in moulded plastic packages. These regulators require very few external components. High conversion efficiency of 85% is achieved with precise voltage settings of  $\pm 2\%$  for 12, 13 and 24 V outputs. For further details contact Autotronics Pty Ltd, 1/3 Marshall Rd, Kirrawee, NSW 2232. (02) 521-3711.

### Mitel microelectronic data book

Mitel's semiconductor products division has produced a catalogue giving technical data for its digital products and telecommunications devices. Coverage includes ISDN and DTMF components, modems, analogue Telecom components, microprocessor peripherals and logic interface circuits. The catalogue is available from Mitel's Australian representative, Benmar International, Level 59, MLC Centre, Sydney, NSW 2001. (02) 233-7939.

### ECL programmable array logic

The recently introduced PL1016P8 Programmable Array Logic device, from National Semiconductor, has a maximum input-to-output delay time of six nanoseconds. It's a user-programmable replacement for multiple discrete ECL logic chips, and accepts 16 inputs to produce eight outputs. For further information contact National Semiconductor, 3 High St, Bayswater, Vic 3153.

### Electronic components brochure

Mayer Krieg has a new brochure covering its range of electronics components, including film capacitors, connectors, switches, lab materials and fibre optics. Contact Mayer Krieg, PO Box 1803, Adelaide, SA 5001. (08)223-6766.



# High speed 64K static RAMs

A family of high-speed 64K static random access memories has been developed using Motorola's high performance second generation silicon-gate HCMOS III technology.

The 8K x 8 bit MCM6164 is now available and will be followed by the MCM6188, with 16K x 4 bit organization, and the MCM6187 organized with 64K x 1 bit.

This 64K SRAM family offers high performance similar to that established by the MCM6168, a 4K x 4 static RAM designed with 1.5 micron design rules. These fully static RAMs contribute the speed necessary for cache

memory, video applications, engineering work stations, and automated test equipment (ATE).

An improved address-transition-detection (ATD) technique is employed to optimize speed, achieving maximum access times of 70 nanoseconds for the MCM6164. The ATD design has also been made impervious to address skew and fast voltage spikes.

Positive and negative logic

chip enable pins are available, providing more system design flexibility than single chip enable devices. Output enable increases data bus control. Operating from a single +5 volt ( $\pm 10\%$ ) power supply, the fully static design eliminates the need for external clocks or timing strobes. Low maximum power consumptions inherent in HCMOS designs are maintained with 60 milliamps in active mode, 5 mA

maximum standby (TTL levels), and 2 mA maximum standby at CMOS rail input levels.

These 64K fast static RAMs come in 600 mil, 28-pin plastic dual in-line packages (DIPs) with JEDEC standard pinout.

For further information contact Motorola Memory Products in Sydney, (02)438-1955, or Melbourne, (03)561-3555.

## Cutless core transformers

Lamron has released a range of "low leakage flux" cutless core transformers which are 30 per cent smaller than the normal EI-type transformers. The new range covers a VA rating from 15 VA to 210 VA and provides one to three secondary windings.


The core of the 'cutless' transformer is wound from one continuous steel strip, forming a toroidal core. The primary and secondary circuits are wound onto plastic bobbins. They are fitted one on each side of the core, with an air space of approximately 6 mm between the windings providing isolation in excess of 4000 volts.

Compared with EI-type trans-

formers, advantages of the cutless core transformers include lower temperature elevation at the same duty cycle, leakage flux of less than 1/10 of the conventional model, and improved acoustic performance. As well, transformers can be located to within 10 mm of a CRT tube without causing distortion.

Complete power supplies are available using the cutless core transformers with "L" shaped open frame mounting or fully enclosed ventilated covers. Custom built versions are also available.

For more details about these transformers contact Lamron Pty Ltd, PO Box 438, Ryde, NSW 2112. (02)808-3666.



## Variable volume piezo buzzer

The type KPE 960 continuous tone piezo electric buzzer, newly available from IRH Components, has a knurled knob which increases or decreases the hole dimensions, thus giving varied sound pressure.

This feature makes the KPE 960 suitable for applications where a high sound pressure is required, particularly in the security industry. Using a voltage of 12 Vdc and with the acoustic volume control "open", a minimum of 95 dB at 100 cm is achieved. Sound pressure is reduced by 15 dB with the control in the "closed" position.

The KPE 960 will operate on

any dc source, from 1.5 to 16 V, and the sound is clear and audible over a considerable distance. It has a resonant frequency of 2500 Hz and current consumption is 3.5 to 70 mA, depending on voltage.

Considering the sound pressure achieved, the buzzer is quite small: 38 mm in height with a case diameter of 50 mm. Termination is achieved by flexible leads.

For more information about the KPE 960 contact IRH Components, 32 Parramatta Rd, Lidcombe, NSW 2141. (02)648-5455.

# Hot Wheelin' R/C



As an electronics hobbyist, you appreciate technical quality... like these famous Tamiya radio controlled build-it-yourself models. If you haven't been an enthusiast till now here's just the thing to change your mind.

## THE HORNET

You can't miss it! This fantastic ready to assemble model is the slickest off-roader you'll ever see. Front wheel independent suspension, oil filled rear shocks, spiked rear tyres, powerful RS540S motor and much more! With Tamiya's superb quality and our amazing value there's hardly any competition at all!

Cat Y-2526

**\$129\***



## HOTSHOT

No wonder they call this the Hotshot! Shaft driven 4WD that lets you take it anywhere!

Gearbox and diffs are sealed for reliability, oil damped shocks, rugged Lexan body and more! Thanks to real 4WD it handles superbly at high speeds and will tackle the roughest terrains.

There's hours of fun building and years of fun racing it! Check out this fantastic model now!

Cat Y-2530

**\$249\***



\*Batteries and R/C unit not included in kit price.

## THE FROG

An off-road racer that's built for performance! This ready to assemble 1/10th scale model has sturdy ABS frame and durable polycarbonate body.

Sealed differential and gearbox, three step forward and reverse speed control and adjustable oil damped shocks!

A bargain value kit it comes complete - ready to assemble! Look at our low, low price!

Cat Y-2528

**\$199\***

## Quality 2CH Radio Control

It's all under control! No more problems with interference or crosstalk. Here's great value and top quality!

The two channel Sanwa radio controller comes complete with servos, mounting screws, everything to get your machine moving! (Less batteries!) Cat Y-1250



**\$124.95**

## FOR POWER AND PERFORMANCE:

To keep your Tamiya kit running at peak performance you'll need reliable battery power.


Low profile Tamiya Ni-cad battery (S-3326) ..... Only \$54.95

Quick charge leads (Y-2521) ..... Only \$11.95

# DICK SMITH ELECTRONICS

PTY LTD

# Plug into 'Eveready' rechargeables.



Our rechargeable range, in popular sizes, can be charged up to 1000 times on the new model ACC50E Charger, thus offering an extremely economical power source to the heavy-battery user. Especially ideal for photo-flash, movie cameras, tape recorders, transceivers and electronic games and toys.

Please don't hesitate to call for further information.

**EVEREADY**

## Rechargeable Nickel-Cadmium Batteries.

Union Carbide Australia Limited,  
Battery Products Division,  
30/40 Harcourt Pde, Rosebery.  
Phone 667 0444.

**SALES OFFICES:**

Sydney: Cnr Hayes Rd & Dunning Ave,  
Rosebery. Phone 693 2666.  
Brisbane: 47-49 Sherwood Rd, Toowong.  
Phone 371 6877.  
Adelaide: 121 Greenhill Rd, Unley.  
Phone 272 0611.  
Melbourne: 14 Queens Rd.  
Phone 26 1241, 262332.  
Perth: 31 Outram St, West Perth.  
Phone 321 2926.



Eveready and Union Carbide are registered trade marks.


L660

## Graphtec Large Format X-Y Plotters GP9001 (A0 size) and GP9101/R (A1 size)

Both are pinch roller type X-Y plotters, which incorporate the latest technology. Compact in size they take up a third of the normal size required for a normal flatbed plotter and can be easily rolled away when not in use. Simple plotting commands make both these Graphtec models extremely easy to operate, and they are ideal for the drawing of graphs, statistical charts, designing, engineering, the construction of NC tape check monitors and computer art.

### Features

- 5 paper sizes - A1, A1S, A2, B2 and B3 (GP9001: A0, A1, A2 and A3), various types of paper - standard blank, tracing, or synthetic paper and polyester film.
- Use of roll paper available as an option (R version).
- Choice of 3 pen types:  
Fiber-tip, water based (8 colors),  
Ball-point, water based (4 colors)  
Ceramic-tip (4 colors).
- Automatic pen-capping.
- Interchangeable interface units - 8-bit parallel is standard (GP9101R, GP9001: Centronics interface), but can easily be replaced with the RS-232-C or GP-1B (IEEE 488) interfaces.
- 46 command functions, including:  
the drawing of circles, arcs and cubic interpolations,  
the read-in of pen position coordinates by a digitizing function,  
the hatching of any shape  
the specification of desired orientation.



- HL version of firmware (enabling the use of Hewlett-Packard's software) also available as an option.



Represented  
in Australia by



**Measurement & Control Division**  
(Incorporating Jacoby Mitchell)

Unit C, 8 Lyon Park Road,  
North Ryde, NSW 2113  
Tel: (02) 888 9000 Telex: AA22692

Melbourne (03) 429 1122 Adelaide (08) 272 3588 Brisbane (07) 44 4801 Perth (09) 275 6655

# at the leading edge

## **IBM® AT COMPATIBLE HARD DISK CONTROLLER OK FOR FLOPPIES**

Western Digital's WD1002-WA2 interfaces up to two rigid Winchester disk drives and up to two floppy disk drives to the IBM Personal Computer, model AT. The same controller can be hooked up to Interdyne's ID1010 floppy compatible 10 Mbyte tape backup drive providing an extremely cost effective data storage combo.

Other features of the WD1002-WA2 include control of floppy drives at four data rates 125Kbps, 250Kbps, 300Kbps, 500Kbps, concurrent transfers on a floppy and a Winchester drive.

## **PRIAM 70 MBYTE WINCHESTERS BOOST PC, XT and AT PERFORMANCE**

PC VARs are finding that many applications are benefitting from the 30 msec. average access times offered by Priam's Vertex V170 range of high performance, high capacity 5.25" hard disk drives. As well as speeding up disk access by a factor of 3 the seven fold increase in capacity will provide the capacity necessary for LAN linked systems. Western Digital's 1002-WX2 and WA2 controllers are directly compatible with the V170.

## **CML's MONOLITHIC AUDIO FILTERS MAKE THEIR DEBUT.**

The FX306, from Consumer Microcircuits is the first in a series of switched capacitor filter arrays consisting of standard lowpass, highpass and bandpass sections together with amplifier and limiter block. The CMOS device operates from a single 5V rail and features a 4th order highpass filter and a 6th order lowpass filter which, when combined, form a standard 300-3,400 Hz bandpass. An additional 6th order lowpass filter plus an uncommitted op-amp allow for customizing in applications in telephony, cellular/mobile radio, speech scrambling and audio frequency band limiting.

## **OPTOCOUPLER BELTS ALONG AT BETTER THAN 10 MHz**

Dubbed the PC910, Sharp Corporation's super high speed optocoupler incorporates an inbuilt inverting gate, OPIC, to output a predictable logic swing at the highest data transfer rates.

IBM AT, PC and XT are Registered Trade Marks of International Business Machines Corp



daneva australia pty ltd

66 Bay Rd. Sandringham, Vic 3191  
P O Box 114, Sandringham, Vic. 3191  
Telephone 598-5622 Telex AA34439

Suite 28, 47 Falcon Street  
Crows Nest, NSW 2065  
Telephone 957-2464 Telex AA20801


Distributors

Adelaide: DC Electronics (08) 223-6946  
Brisbane: Baltec (07) 369-5900

# Cut your computer installation time.

We carry Belden®...the most comprehensive line of computer cable available.

If you want to move data a few feet or a few miles, we can help you get clean, clear signals regardless of how difficult the operating environment. We have cable for local area networks plus plant and office interconnect applications. We also stock Belden's Bit-Driver™ line drivers and multiplexers for replacing short-haul phone lines with long-term savings. Plus, RG-62 coax, twin-ax from 78 to 200 ohms, Datalene™ and individually shielded pair cables. Ask for them in Belden's time-saving, convenient, self-dispensing UNREEL™ packages. Many are also in stock for direct air plenum installations. Plus, we carry fiber optic cable for total interference immunity. You won't find a more complete line anywhere to cover your needs.



There is no equal.

**ACME® ACME ELECTRONICS**  
(Hardie Trading Ltd. Inc. in Vic.)



## SPEED DATA. Datalene™ data cable.


Belden® Datalene is the answer to your high-speed data transmission requirements. Datalene insulated cables offer lower capacitance and signal dissipation so you can send distortion-free data at higher speeds and for longer distances. It's crush-resistant, lightweight and has a temperature range of -40°C to +80°C. We have this high-performance Belden product—plus a huge selection of other Belden data transmission cables—in stock, ready for delivery. Just give us a call.

There is no equal.

**ACME® ACME ELECTRONICS**  
(Hardie Trading Ltd. Inc. in Vic.)

VIC. 205 Middleborough Rd. Box Hill 3128. Tel: 890 0900  
N.S.W. 120 Beaconsfield St, Auburn 2144. Tel: 648-2255  
QLD. 62 Doggett St, Fortitude Valley 4006. Tel: 854 1911  
A.C.T. Electronic Components Tel: 80 4654  
S.A. Neil Muller P/L Tel: 272 8011  
W.A. J. G. Thomas & Assoc. Tel: 272 7122  
TAS. W. P. Martin P/L Tel: 34 2811 Hobart, 31 5545 Laun.

# Can't find it?



Keep those valuable magazines clean and handy with our attractive holders and binders.

**MAGAZINE BINDERS \$7.50**  
Ready to use binders with easy, clip-in fastener, covered in soft, decorator brown vinyl. Holds 12 issues of Electronics Today.

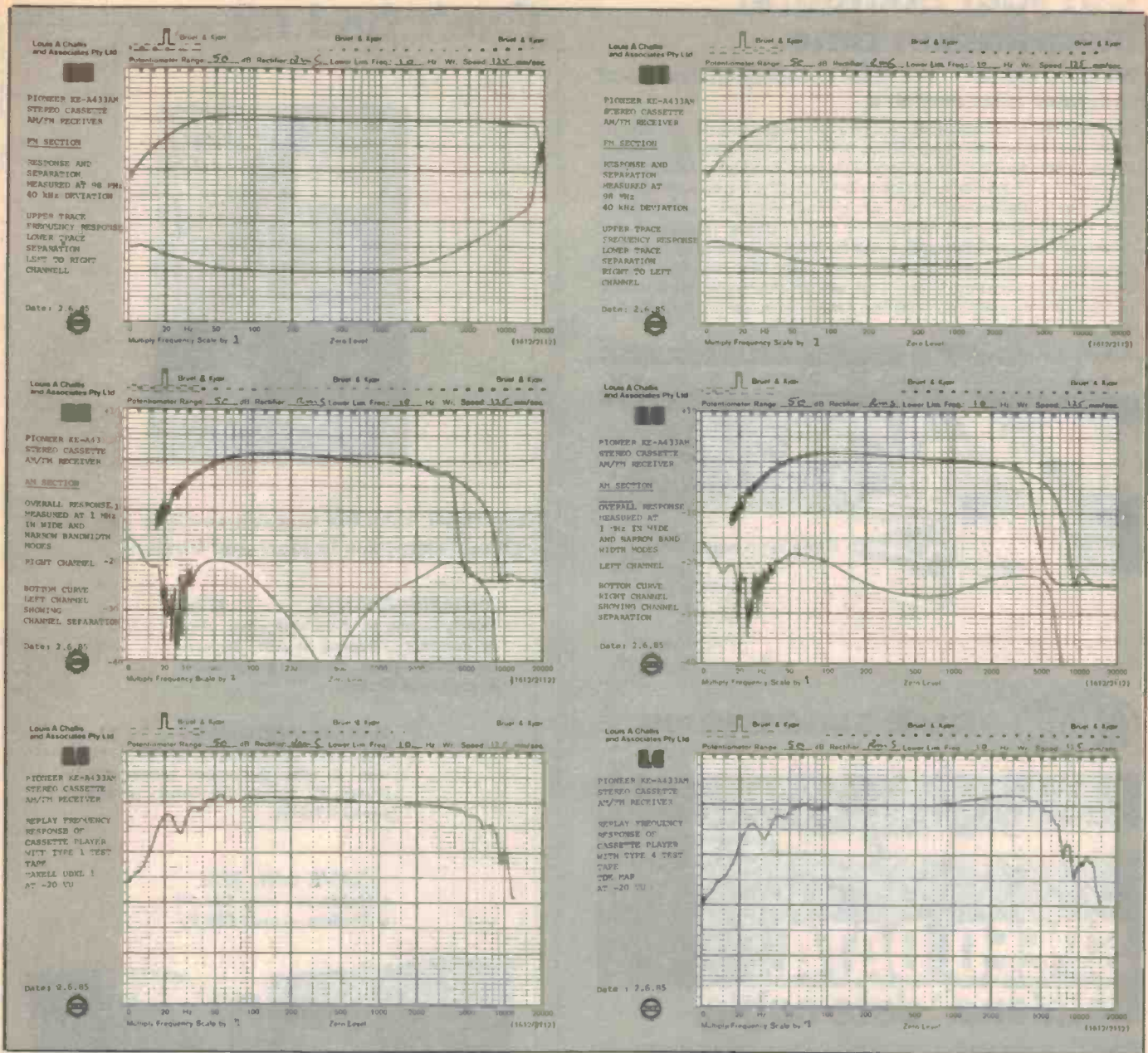
**MAGAZINE HOLDERS \$7.00**  
Big, easy to assemble holders, covered in soft, decorator brown vinyl. Holds 12 issues (at least) of Electronics Today.

**SAVE with SIX!**  
6 Holders — only \$37.50  
6 Binders — only \$39.95



So easy to order —  
**Simply return the Freepost reply card today.**  
Postage and packing additional: Please refer to the reply card for charges.

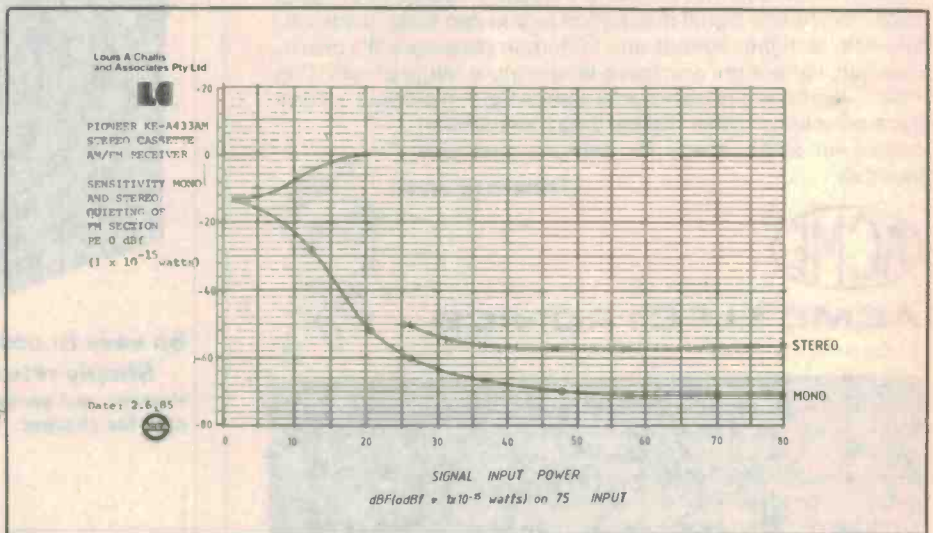
**File it!**



and extremely good reception on AM. Even in the inner-city area where FM is virtually unusable because of multi-path interference, the AM stereo reception was a revelation, especially when compared with any of the other car radios which I currently own. Most of these are brand new or 'state of the art'.

The cassette recorder performs well and provides good but not outstanding performance, provided you don't use Dolby C encoded tapes. Dobby B tapes sound good but not outstanding, while ordinary pre-recorded tapes sound reasonable.

The Pioneer KE-A433AM is the first car radio that I have listened to which provides 'good listening' with AM stations. It is supplemented by an excellent FM tuner, a good but not brilliant cassette player and offers good all-round performance. This is truly one piece of electronic Pioneering.



## SOUND REVIEW

porate a Dolby noise reduction facility and so the maximum signal-to-noise that can be achieved is limited to a figure in the order of 45 dB unweighted and 56 dB A-weighted.

The amplifier distortion was evaluated at the rated output of 4 watts as well as at 0.4 watts at test frequencies of 100 Hz, 1 kHz and 6.3 kHz. The total distortions at the 4 watt level were 1.3%, 0.3% and 0.82% respectively which is good; at the 0.4 watt level these were down to 0.5%, 0.35% and 0.34% respectively, which is excellent.

The FM tuner covers the frequency range from 87.5 MHz to 108 MHz and provides an excellent and very usable sensitivity of 13 dBf for mono (with a 26 dB signal-to-noise ratio) and 23 dBf for stereo (with 46 dB signal-to-noise ratio). The frequency response of the FM tuner is extremely flat with an almost perfect 21 Hz to 18 kHz bandwidth and well in excess of 28 dB channel separation across the middle of the band from 60 Hz to 2 kHz.

With the help of Radio Manufacturing Engineers in Sydney (which is the Australian agent for the Motorola C-Quam system and which has also recently commissioned most of the AM stereo modulation units now in use in Australia), I was able to perform accurate measurements of the AM stereo separation to supplement the measurements performed with our Hewlett-Packard AM signal generator. This signal generator revealed that the AM tuner sensitivity is 18 microvolts for 20 dB signal-to-noise ratio. The supplementary measurements, performed with Radio Manufacturing Engineers' signal generator, revealed that the channel separation differs slightly between left to right channel and right to left channel. In the left to right channel there is typically 18 to 25 dB separation over most of the bandwidth whilst in the right to left channel separation there is a different characteristic with a very healthy 45 dB separation at 400 Hz and generally excellent channel separation all the way out to 9 kHz.

The most important characteristic, however, was not the stereo separation so much as the AM bandwidth. In the attached level recordings this is clearly seen to be a healthy 6 kHz in the WIDE position and just over 4 kHz in the NARROW position at the -6 dB points. This bandwidth is twice the bandwidth provided by any of the new AM mono (or stereo) receivers that I have tested and a credit to both Pioneer and the concept of 'stereo AM radio'.

### Subjective testing

The subjective assessment of this particular unit was gratifying and I tested it in the home as well as under normal reception conditions while installed in a four-wheel drive vehicle. Around the inner-city area and at reasonable distances out of Sydney, the unit provided excellent reception on FM

### MEASURED PERFORMANCE OF PIONEER KE-A433 AM

#### CASSETTE CAR STEREO WITH FM/AM ELECTRONIC TUNER

Serial number : EL 02276

#### REPLAY FREQUENCY RESPONSE AT -20VU : (AS 2680 Clause 2.2.3.1)

Tape	Dolby	Lower - 3dB Point	Max. Point & Frequency	Upper - 3dB Point
Type 1	OUT	30 Hz	+1.5 dB @ 55 Hz	6 kHz*
Type 4	OUT	37 Hz	2 dB @ 3 kHz	6 kHz*

\* Azimuth alignment

SPEED ACCURACY : +1.5 with TDK Reference tape  
(AS 2680 Clause 2.2.1)

#### WOW AND FLUTTER : (AS 2680 Clause 2.2.2)

WOW : Average 0.2% peak to peak

FLUTTER : Unweighted 0.15% RMS

Weighted 0.07% RMS

#### HARMONIC DISTORTION : (at rated output)

Tape : Denon DX 8/60 at 4 watts amplifier output

		100Hz	1kHz	6.3kHz	
0VU :	2nd	-54.2	-62.8	-42.5	dB
	3rd	-47.8	050.9	049.3	dB
	4th	-38.1	-	-69.2	dB
	5th	-56.4	-61.7	-	dB
	TOTAL	-37.5	-50.3	-41.7	dB
	T.H.D.	1.3	0.30	0.82	%

with 0.4 watts amplifier output and at -6 VU

-6VU :	2nd	-56.8	-54.8	-51.2	dB
	3rd	-54.3	-50.9	-54.1	dB
	4th	-47.2	-	-	dB
	5th	-65.0	-62.6	-	dB
	TOTAL	-45.9	-49.2	-49.4	dB
	T.H.D.	0.50	0.35	0.34	%

EQUALISATION IS in accordance with IEC 268-3B

#### DYNAMIC RANGE :

Tape : Denon DX 8/60

Dolby Out 45 dB(LIn) 56 dB(A)

#### FM TUNER :

Frequency Range : 87.5-108 MHz

Usable Sensitivity : (40 kHz deviation)

MONO for signal to noise 26 dB 13 dBf  
STEREO for signal to noise 46 dB 23 dBf

#### AM TUNER :

Frequency Range : 531-1602 kHz

Usable Sensitivity : 18 microvolts for 20 dB signal to noise ratio on Mono signal



the knurled wheel of the TONE control immediately behind and a tabbed FADER control for setting the level between the front and back stereo speakers, being the last of the three controls. The VOLUME control uses a push-on/push-off switch providing four functions at the one location.

At the top of the central panel on the left hand side is a small pushbutton labelled 70  $\mu$ s which allows you to select 120 or 70 microseconds equalization for standard gamma ferric oxide or chrome and metal tapes, which is an important feature. To the right of this is the loading slot for your cassettes which operates fully automatically once you correctly push your cassette into the well. To the right of this are FAST FORWARD and FAST REWIND buttons, labelled by the now internationally used double arrows. When operating in the fast forward mode, the tape automatically ejects when the end of the tape is reached.

On the lower left hand side of the central fascia are three very small vertically disposed rocker switches which provide the facility for pre-setting and selecting six FM (1), six FM (2) and six AM stations. These are initially set through the use of the manual tuning knob, which during the first five seconds of selecting a station, allows the frequency to be entered by pressing the appropriate button. The station selection is memorized as long as the car battery is connected to the receiver by the separately fused memory voltage supply.

In the lower centre of the fascia is a rear illuminated liquid crystal display on which a considerable amount of information can be displayed. On the left hand side are the letters ST to indicate stereo, F1 to indicate that the FM 1 band has been selected, F2 to indicate the FM 2 band and AM to indicate that the AM band has been chosen. These are selected sequentially by pushing the very small black button labelled BAND immediately to the right of the display.

The station frequency is displayed by four large digits which indicate in kilohertz (kHz) or megahertz (MHz); the word SEEK is displayed while the receiver is searching for the next highest or lowest broadcast station by pushing the outer most control on the right hand side of the deck

and rotating it to the right or to the left.

The letters LOC are displayed with the local station switch immediately to the right. This setting discriminates against the weak stations so that only the strong carrier frequencies are tuned in.

On the extreme right hand side of the display is the memory ME indicator which is displayed for five seconds when a pre-set station is selected and below it the logged number of the station is displayed with a prefixed PRE and the pre-set number immediately below.

Below the two black switches on the right hand side of the fascia are two light blue switches, one labelled ST for selecting either stereo or mono reception and the other labelled WIDE for selecting wide-band or narrowband corresponding to 6 kHz or 4 kHz at the -6 dB point.

On the extreme right hand side of the panel is the manual TUNING knob, the left channel/right channel BALANCE control, which really seems to be wasting a control function considering how much potential is incorporated in the left hand coaxial controls.

The unit is provided with grommets and hardware, but not with speakers which Pioneer obviously considers to be a personal matter and dependent on the type of vehicle into which the stereo system is to be installed.

The inside of the unit would undoubtedly be considered a radio technician's delight with one large mother printed circuit board at the base, a separate L-shaped AM stereo pc board and a separate FM front end mounted on an extremely small pc board. There are also separate sub-boards for balance, switching, volume control 1 and volume control 2, and a switch assembly board. The synthesizer is contained on a large square integrated circuit with 52 pins at the front of the motherboard. It is intriguing to see how much circuitry and advanced electronics is now incorporated into a relatively simple piece of consumer electronics selling for only a few hundred dollars.

After the designers shoe-horned in the auto reverse cassette deck, there is almost negligible space left over inside the chassis for anything else that they may have forgot-

#### PIONEER KE-A433AM CAR STEREO CASSETTE WITH FM/AM ELECTRONIC TUNER

Dimensions:	180 mm (wide) x 50 mm (high) x 135 mm (deep)
Weight:	1.5 kg
Manufacturer:	Pioneer Electronic Corporation, Tokyo, Japan
RRP:	\$439

ten. I was able to clearly identify the Motorola MC 1302 op C-Quam chip with the help of the service manual that Pioneer provided with the unit. This is an extremely well presented document which provides clear and explicit instructions on removal, alignment and even on basic repair procedures.

Apart from the speakers and the external aerial, the unit is self-contained and incorporates two 4 watt amplifiers that the manufacturer specifies as 6 watts in the time honoured Japanese system "at a level where distortion doesn't matter".

#### Objective testing

The objective testing of this particular unit was a delight for we had available all the facilities necessary to put the unit 'through its paces'. I started with the cassette deck using our pre-recorded test tapes. These revealed that the replay frequency response extends from 30 Hz to 6 kHz at the -3 dB points with the type 1 test tape, and from 37 Hz to 6 kHz with the type 4 test tape. The limited high frequency responses measured are primarily a result of the differences in azimuth alignment between the Pioneer reference alignment tapes and those which we use. Previous measurements on other Pioneer cassette recorders have always shown those differences to be significant. With other pre-recorded material and/or other test tapes, it is possible that a wider bandwidth would result.

The speed accuracy of the cassette recorder was 1.5% high, whilst the wow and flutter figures were particularly good for a car player. The wow was 0.2% peak-to-peak and the weighted flutter only 0.07% rms. The cassette recorder *does not incor-*



# THE NEW AM FRONTIER

## — Pioneer's KE-A433AM car stereo radio cassette

The introduction of AM stereo has been, well, so so. Something new, but no great sound achievements. The Pioneer KE-A433AM car radio cassette has broken through the static 'state of the art', however, with an impressive AM receiver outshining the good accompanying FM and cassette facilities.

Louis Challis

PRIOR TO THE advent of FM broadcasting in Australia, amplitude modulation, medium frequency radio transmissions (AM to you) were generally regarded as offering some degree of fidelity by a small number of listeners who owned radio receivers with reasonable intermediate frequency stage (IF) bandwidths. In the halcyon days of radio, between 1945 and 1965, many of us owned AM receivers which would pass a 6 kHz wide audio signal, and I well remember my father's valve radio which provided an 8 kHz bandwidth. In the ensuing period, overseas pressures and subsequently overseas design concepts, pushing for narrower station frequency spacings, have resulted in a situation where most AM receivers offer 3 kHz, or at best 4 kHz, effective bandwidth. The resulting sound is generally little better than an 'across town' telephone call.

This is really a deplorable situation, particularly when Australia can boast of one of the finest AM broadcasting systems in the world, with most stations offering at least 8 kHz bandwidth and the ABC having prided itself on an even superior transmission bandwidth.

It wasn't until FM arrived on the scene that radio listeners were once again offered decent bandwidths and above average quality sound. When FM car radio receivers became available I, like most other purchasers, looked forward to an uncompromising

quality sound and the chance to hear mobile music in the same way that we had grown used to hearing it in our homes.

But 'lo and behold', our hopes and expectations were soon dashed. What we heard was marred by deep signal fades, multi-path problems and problems of signal sensitivity in many parts of the inner-city areas, even in reasonably close proximity to the transmitting station. In desperation one would switch back to AM, only to be assailed by sounds of an announcer or his music apparently propagating 'down a long pipe'.

We had to wait for some clever designers in America who developed and marketed the 'AM stereo concept', for AM radio transmission to be given 'a new lease of life'.

There are now four competing systems for AM stereo in the United States with the Motorola "C-Quam" system well in front of the others at the moment. This view was reinforced at the American Winter Consumer Electronics Show where the vast majority of the radio receivers incorporated the Motorola system. Nowhere was this market penetration more noticeable than in the field of car radio receivers where the American travelling public are just as disturbed by the FM propagation problems, as are their Australian brethren.

One of the fastest selling car stereo cassette receivers with FM/AM electronic

tuners in the USA right now is the Pioneer model KE-A433AM. This unit was first released in Australia without much fanfare late in 1984, at a time when 'AM stereo transmission' was still in the future. Unfortunately that negated one of the strongest selling features for the intending public.

In the intervening period, nearly every major radio station in Sydney and Melbourne has decided to update its modulators to provide 'true AM stereo' and not surprisingly the majority have chosen the Motorola C-Quam system to ensure compatibility with the most popular decoding chip being used by Japanese and American radio receiver manufacturers.

### Design

The KE-A433AM is an excellent example of the new trend in synthesized car receivers, with electronic tuning using a microprocessor to determine precise AM and FM station carrier frequencies in 9 kHz and 100 kHz steps respectively. This feature ensures that each station is precisely tuned and that the resulting level of audio frequency distortion and separation between left and right channels is optimized.

The front panel of this FM/AM cassette radio is deceptively simple, very much a 'wolf in sheep's clothing'. On the left hand side are three concentric controls with the VOLUME control outermost in the centre,

# Build one of the world's finest 2-way speakers. \$714.

For the unadulterated pleasure of pure, detailed and accurate sound, it is generally accepted that the starting point just has to be Danish Dynaudio drivers.

Dynaudio drivers use hexagonal voice coil wiring and magnetic voice coil oil for extremely high power handling, woofers with symmetrical drives, voice coil sizes of up to 4" and brilliantly designed crossover networks.

For the recommended retail price of \$714 we can show you how to enjoy a quality of sound you have probably never experienced before. Please call the Sole Australian Distributors for the name of your nearest Dynaudio dealer.

Sole Australian Distributors:  
SCAN AUDIO Pty. Ltd. P.O. Box 242,  
Hawthorn, Victoria, 3182.  
Telephone (03) 819 5352.



## GRUV-GLIDE

### THE 15° SOLUTION TO RECORD WEAR

GRUV-GLIDES claims of complete record care and protection are now accepted by most discerning record users. Gruv-Glide replaces all other record cleaning methods in one simple application. Gruv-Glide will actually improve the sound from your records (old and new). You can make the test by taking one of your own records to your local Gruv-Glide dealer. Gruv-Glide will also remove old record cleaners that clog your stylus, and at around 15° a record is a most economical treatment.

Gruv-Glide really works.

For more information:  
LEISURE IMPORTS,  
401 Pacific Hwy,  
Artarmon, 2064.  
(02) 438 4166



# Engineers for a Growth Industry

## Electrical/ Telecommunications

ARE YOU LOOKING FOR A CHALLENGING CAREER IN THE RAPIDLY DEVELOPING TELECOMMUNICATIONS FIELD?

Telecom presently employs over 2300 engineers nationally who play a vital role in meeting the communications needs of the Australian people.

Telecom is looking for creative, motivated people who are capable of using the latest technologies and applying advanced analytical techniques in many different areas.

Successful applicants will participate in a 15 month rotation program working through a variety of telecommunications projects. This is designed to bring new Engineers into the Engineering team in a planned way and to quickly develop them toward areas of specialisation such as:

- Stored Programmed Controlled Switching Systems
- Digital Transmission Systems
  - coaxial cable
  - optical fibre
  - microwave radio
  - satellites
- Integration of digital transmission and switching
- Integration of digital services
- Intelligent terminals for advanced communication products
- Computer based network management systems.

Starting salaries for Engineers Class 1 range from \$19,071 to \$24,998 per annum depending on qualifications and experience. Excellent opportunities exist for promotion on merit up to the Engineer Class 5 level with a salary of \$42,000+ p.a. and beyond to Executive levels.

Benefits of employment include a contributory superannuation scheme, flexible working hours, security of employment and generous leave entitlements.

If you are an Australian Citizen or Permanent Resident of Australia and are eligible for admission as a Graduate Member to the Institution of Engineers Australia, you are invited to apply. The positions are located in the Sydney metropolitan area. Equal employment opportunity principles will apply.

Additional information and applications may be obtained by telephoning Ms L. Durland, Selection Officer, on (02) 266 9289.

Applications close on 20 September, 1985.

 **Telecom Australia**  
Keeping People In Touch With People

ARM6845

# BIG CHOICE ART UNION

No. 131

**CHOOSE THE BEST  
RECORDING  
EQUIPMENT IN  
AUSSIE AND THEN  
PICK IT UP AND  
WE'LL PICK UP THE  
TAB TO \$50,000**

Choose this 1st prize and win recording equipment including a multi track tape recorder and a mixing console (value \$50,000) plus a Ferrari GTS 308 (value \$80,300) plus a North/South American holiday for two (value \$34,000) plus NEC Cassette recorder (value \$1,700) plus Profeel TV system (value \$3,000) plus Beta Hi-Fi (value \$1,000) plus 100" Sony TV Screen (value \$10,000).  
**Total value \$180,000.**

## BIG CHOICE ART UNION NO. 131 DRAWN 4TH OCTOBER, 1985.

Choose this as your \$180,000 first prize or select from these alternatives:

A Silver Spirit Rolls Royce (\$161,000) plus a \$19,000 diamond pendant OR  
A Mack Ultraliner (Model MHR 613R) or a Mack Superliner (Model 721RS) both with extras OR

A Cuddles "35", plus a Cuddles "30" Cruiser with luxurious extras OR

A GTS 308 Quattrovalvole Ferrari (\$80,300) plus a Haines Hunter 850 FBC Cruiser with dual Volvo 6 cyl. turbo motors (\$89,700) plus a \$10,000 diamond pendant OR

A John Deere 8850 Tractor with a John Deere 1610 Chisel Plough or Cultivator (\$177,000) plus a Honda 4 wheel TRX250 (\$3,000) OR

A 40' x 13' "Watermaid" steel hulled semi-cruiser houseboat (\$59,500) plus an XJS

Jaguar Saloon (\$65,500) plus a Nth/Sth American holiday for two (\$55,000) OR

A "Round Australia" package including a Range Rover, Viscount caravan, 2 trail bikes, camera equipment, \$10,000 of Flag Inns accommodation and services, a Ford Fairlane, camping equipment, diamond pendant, and a Haines Hunter Cabin Cruiser.

Each of these prizes valued at  
**\$180,000**  
Tickets in the Art Union are just \$5.00 each.

## BOOK BUYERS PRIZES

**\$10  
Book**

Choose from: A Ford Spectron XLT OR a BMW K100 motorcycle with extras OR a Mitsubishi L300 4WD Wagon OR Ford Falcon GL Sedan OR a diamond pendant

Each valued at \$15,000

**\$20  
Book**

Choose from: A Nissan Patrol 4WD Wagon OR a Haines Hunter 19' 4" Cabin Cruiser with 140 h.p. Johnson outboard with Roll-Ezy trailer OR a Ford Fairmont 4.1 EFI T-Bar Auto. Sedan (with extras) OR a diamond pendant

Each valued at \$20,000

**\$40  
Book**

Choose from: A Ford Fairlane plus a \$2,000 diamond pendant OR a 19' 6" Haines Hunter Cabin Cruiser with a 185 h.p. Johnson outboard with Roll-Ezy trailer and extras OR a 12.2 metre Haulmark tri-axle semi-trailer complete with gate sides, with cap tarp and side curtains and 6-15RX22.5 wide profile tyres

Each valued at \$26,000

**\$50  
Book**

A Citroen CX25 GTI 2500 plus a \$3,000 diamond pendant OR the new magnificent Renault 25 automatic saloon PLUS a \$4,000 diamond pendant OR a 4 door Range Rover (with extras) OR an LTD Luxury Saloon (with extras) OR a 21' Haines Hunter Cabin Cruiser with 260 h.p. Merc Cruiser stern drive with extras on a Roll-Ezy trailer

Each valued at \$40,000

**IN AID OF MARIST BROTHERS SCHOOLS AND PROJECTS AND SPORTING WHEELIES DISABLED SPORTS ASSOCIATION OF QUEENSLAND**

For further information regarding prizes, or if the ticket order form has been detached, contact The Big Choice Art Union, 82 Moola Road, Ashgrove, QLD 4060. Phone (07) 38 4134

Permit No. A7390

A.C.T. Permit No. 85/287

# POPULAR TEST DISC MARK II

## — Denon Digital Audio Check CD

The last Denon test disc we reviewed became a standard for the reviewer as well as a whole lot of readers. Well the standard has regenerated and we're got it for review with a special reader offer.

Louis Challis

WHEN I REVIEWED the Denon Technical CD Test Disc in August 1984, I created a demand amongst our readers that proved to be something of an embarrassment. Overnight that disc became Australia's top selling CD disc. Had there been a 'Top 20' of CD discs it would undoubtedly have been Number 1 (numero uno!).

As it happened the demand so far outstripped the supply that *Electronics Today International* and TEAC Australia Pty Ltd were literally 'caught with their pants down'. While that problem was solved, the magazine received many requests from readers for information on other suitable software which was less technical and which could fulfil some of the 'more basic' needs for readers who had recently purchased a new CD player.

When the first CD players were released in 1982, Sony and Philips provided some exciting demonstration discs. They were truly 'state of the art' and provided a pot-pourri of classical and pop music suitable for demonstrating the fantastic attributes and full potential of the CD medium. Regrettably, those discs were "not for sale" and were provided only to retailers to assist them in 'clinching sales'. Since then, other recording companies have recognized the need for suitable selections of demonstration material which would not only provide the wherewithal for shops to demonstrate the potential of their products, but would also provide CD owners with a similar capability.

Obviously, the most potent demonstration disc would synthesize the features of the Denon Technical CD disc with the features of sampler discs like the "Telarc Sampler" Volumes 1 and 2, which contain ex-

tracts from the best of Telarc's digital compact disc catalogue.

Fortunately, the Denon Digital Audio Check CD (catalogue 33C39-7441) does just that. This disc provides a full hour of content with only the first 14 of its 26 tracks devoted to material specifically designed for technical equipment checking. Tracks 15 to 26, which are more than 45 minutes in duration, are devoted to superb examples of music.

Tracks 1 to 14 contain some excellent testing material as follows:

Tracks 1 and 2 provide material through which you can audibly check for channel balance and for correct phasing of the two channels feeding to your loudspeakers.

Tracks 3 and 4 provide test signals on both channels in turn, at 1001 Hz and at -16 dB to accurately check your channel balance.

Tracks 5 and 6 provide 'absolute silence' through which the internal noise characteristics of your CD and/or amplifier can be rapidly and readily assessed.

Tracks 7, 8 and 9 contain sine wave sweep signals, the first being a sweep from 5 Hz to 22.05 kHz which goes lower and higher in frequency than any other CD test sweep signal that I have previously found. The second sweep is a level sweep at 1 kHz, which starts with a reference signal at -20 dB and then progresses in 1 dB steps from -60 dB to 0 dB. The 0 dB signal, has to be *carefully* watched, as it could destroy your speakers if the amplifier output signal is set too high. The third sweep is a phase sweep in which the reference signal from left to right channel sweeps from 0° to 360° at a sweep rate of 6° every half second.

Track 10 is a band of white noise which

enables you to assess the difference in quality of sound between one set of loudspeakers and another, as well as the differences in tone control or equalizer settings should you wish to experiment.

Tracks 11 to 14 provide four different levels of the same music with a maximum recording of 0 dB followed by -20 dB, -40 dB and -60 dB repetitions.

Even without tracks 1 to 14, which are almost as invaluable as the data on the original Denon Technical CD disc, tracks 15 to 26 provide some of the most outstanding 'musical vignettes' (my words not the editor's) from the large catalogue of digitally recorded music currently available from Denon in Japan.

Two pieces in particular took my fancy and I believe they will entrance you in exactly the same way if you are a classical music lover. These are Debussy's "Golliwog's Cakewalk" (track 19) and Mozart's "Violin Concerto No 5 in A Major" KV2129 (track 17). If you like pop music, Billy Joel's "Just The Way You Are" (track 25) and T Monk's "Bemscha Swing" are equally exciting as demonstration pieces.

Whatever your taste in music and irrespective of whether you wish to use track 7 to test your hearing, or the response of your loudspeakers, this disc, to quote an American company's popular advertisement, "has it all". At a special ETI offer price of only \$25 (see page 2 of the supplement). I believe that the Denon Digital Audio Check CD is a worthy offspring to the original disc, even 'more beautiful than the mother'.

Your appreciation of how good a disc this really is will only be fully revealed when you listen to it. ●

Save the cost of a new Stereo TV - build the

# Stereo TV Decoder

It's a top quality UHF to VHF downconverter tool



**Yes! You could save up to \$1000 or more . . .**


Build our stereo TV decoder and you won't have to buy a stereo TV: you'll save about \$1000 PLUS get a top hi-fi quality sound that many commercial TV's can't come close to!

Our Stereo TV Decoder also gives you combined VHF/UHF coverage: even more reason to keep your VHF TV! Just look at what else you get:

- 6 preset stations
- Stereo indicator
- Special bi-lingual channel
- Exclusive low-drift RF circuitry
- Audio line outputs (for your hi-fi)
- Switchable output (channel 0 to 1)

And the built-in stereo audio amplifier makes it ideal for personal listening or those hard of hearing. What's more, it can be linked to our Teletext Decoder kit (K-6315): what a performer! Sit back and enjoy the hi-fi quality: who needs simulcast anyway?

And the best news of all: right now, save \$50 on this amazing kit!



#### SPECIFICATIONS

Input Frequencies: VHF Ch. 0 - 11 (46.25 - 273.25MHz)  
 UHF Ch. 28 - 63 (471.25MHz - 855.25MHz)  
 Intermediate Frequencies: Picture - 36.875MHz  
 Sound #1 - 31.375MHz  
 Sound #2 - 31.133MHz  
 2nd IF Frequencies: Sound #1 5.5MHz  
 Sound #2 5.742MHz  
 Outputs: Composite Video - 1V p-p into 75 ohms  
 RF output - Ch0/1 preselectable 1.5mV  
 Speaker outputs - 1.0 watt RMS max  
 Audio line outputs - 300mV p-p into 4.7K

Distortion: Line outputs - 3% THD max typically 1%, Speaker outputs - 3% THD max

**SAVE \$50!**

WAS \$249 . . . NOW

**\$199**

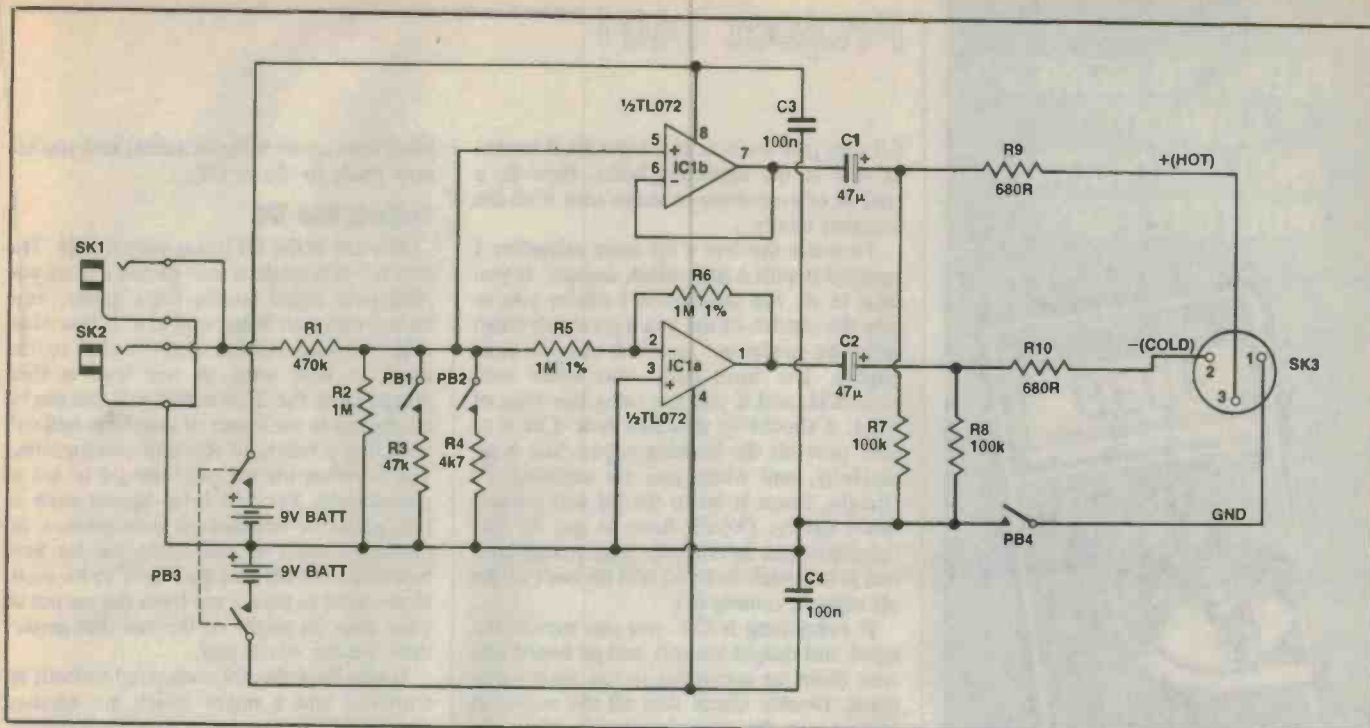
Cat K-6325

**DICK SMITH ELECTRONICS**

PTY LTD

B022/M





### HOW IT WORKS — ETI-1401

Referring to the circuit diagram, SK1 and SK2 are connected in parallel and provide the signal input and signal through connections. The signal is fed immediately to the voltage divider network formed by R1, R2, R3 and R4. With PB1 closed, the input voltage is attenuated by a factor of 10 (20 dB). When PB2 is closed, the attenuation is 100 (40 dB). With both PB1 and PB2 open, the input signal goes through essentially unattenuated.

The output of the attenuator network is fed to the inputs of both of the op-amps. IC1a is configured as a unity gain inverter (set by R5 and R6) and IC1b is configured as a unity gain buffer. The output of IC1a will be 180° out of phase with the output of IC1b (and thus the input signal). The outputs of both op-amps are ac coupled to the output jack by C1, C2, R7 and R8. R9 and R10, will set the output impedance to 680 ohms.

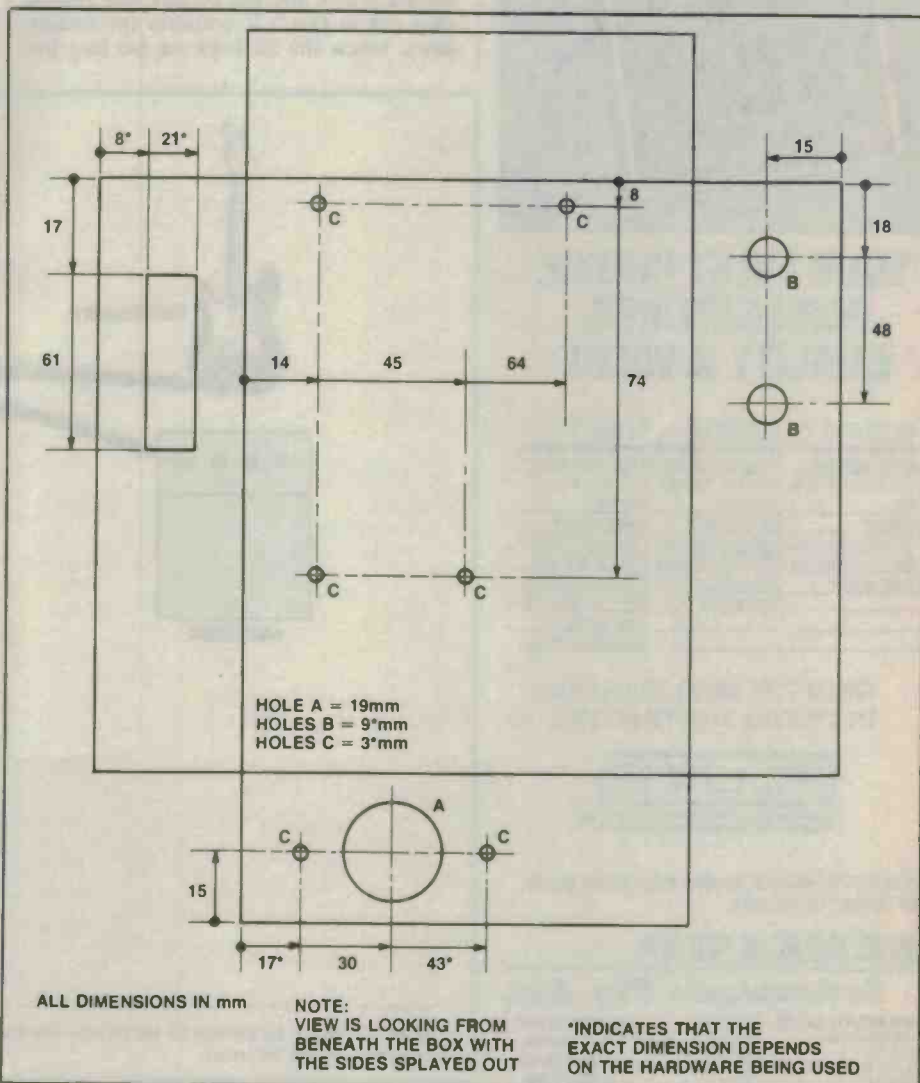
The pushbutton switch, PB4, disconnects the signal earth from the earth pin of the output jack. This enables earth loops to be avoided when the signal earth is connected to mains ground via the input jack.

The power to the op-amp is supplied by two 9 V supply rails. PB3 connects the battery to the circuit and C3 and C4 provide noise decoupling.

out inside the box, and you can follow the drilling diagram or your own intuition to mark the position of the oblong cutout for the switches. The easiest way to cut this out is to drill a few holes and then file out the remaining metal.

To check the size, put on the switches, and, once they move easily, you can mark the position of the pc board mounting holes and drill them.

The board is mounted using 6 mm stand-off spacers. Do a trial fit to make sure the board, holes and cutout line up, after which you can mark and drill the holes for the two



# FLUKE 70 SERIES LOW COST ANALOG/DIGITAL MULTIMETERS —



## YOUR FIRST CHOICE FOR FEATURES, QUALITY & VALUE

FLUKE 73	FLUKE 75	FLUKE 77
Analog/digital display	Analog/digital display	Analog/digital display
Volts, ohms, 10A, diode test	Volts, ohms, 10A, mA, diode test	Volts, ohms, 10A, mA, diode test
Autorange	Audible continuity	Audible continuity
0.7% basic dc accuracy	Autorange/range hold	"Touch Hold"™ function
2000+ hour battery life	0.5% basic dc accuracy	Autorange/range hold
3-year warranty	2000+ hour battery life	0.3% basic dc accuracy
	3-year warranty	2000+ hour battery life
		3-year warranty
		Multipurpose holster

FROM THE WORLD LEADER  
IN DIGITAL MULTIMETERS.



See the 70 Series at leading electronics stores or contact us for data

**ELMEASCO**  
**Instruments Pty. Ltd.**

<b>NEW SOUTH WALES</b> 15 McDonald Street, MORTLAKE P.O. Box 30, CONCORD NSW 2137 Tel: (02) 736 2888 Telex: AA25887	<b>VICTORIA</b> 12 Maroondah Highway, RINGWOOD P.O. Box 623, RINGWOOD VIC 3134 Tel: (03) 879 2322 Telex: AA30418 ELTENT	<b>QUEENSLAND</b> Tel: (07) 369 8688 <b>S. AUSTRALIA</b> Tel: (08) 271 1266 <b>W. AUSTRALIA</b> Tel: (08) 398 3362
---	---	---

## Project 1401

6.5 mm jack sockets and 3-pin XLR socket as well as the mounting holes. Now do a trial fit of *everything* to make sure it all fits together neatly.

To make the box a bit more attractive I sprayed it with a matt black enamel. If you wish to do the same then I advise you to give the outside of the box a good rub down with fine sandpaper and then clean it thoroughly. The front panel was made with Scotchcal, and if you are using this type of label, it should be attached now. Cut it to size, peel off the backing paper, line it up carefully, and when you are satisfied it's straight, lower it on to the lid and press it down firmly. (You'll have to get all this right first time as once the label makes contact it will stick fast and will be hard to get off without ruining it.)

If everything is OK you can mount the input and output sockets and pc board and wire them up according to the wiring diagram. Double check that all the wiring is correct and the components are all in the correct places and the correct way round, then put in two 9 V batteries (preferably new). Screw the lid back on (so that the

label lines up with the switches) and you are now ready to 'do or DI'.

### Using the DI

The use of the DI box is very simple. The two 6.5 mm sockets are paralleled so you plug your signal source (bass guitar, keyboard, etc) into either end and, if you wish, take a lead from the other socket to the input of your amp. A mic lead is then plugged into the XLR socket and this can be connected to the mixer or stage box and will look like a balanced 600 ohm microphone. The switches for the pads should be set as appropriate. For low level signals such as bass guitar or unbalanced microphones, no padding should be necessary, but for keyboards the 20 dB pad may have to be used. If you wish to take a tap from the output of your amp (as might be the case for guitar) then use the 40 dB pad.

If you have the DI connected to both an amplifier and a mixer which are earthed through the mains and a hum loop results, switch in the 'earth lift' to break the loop. You don't need to do this unless a hum loop is present.

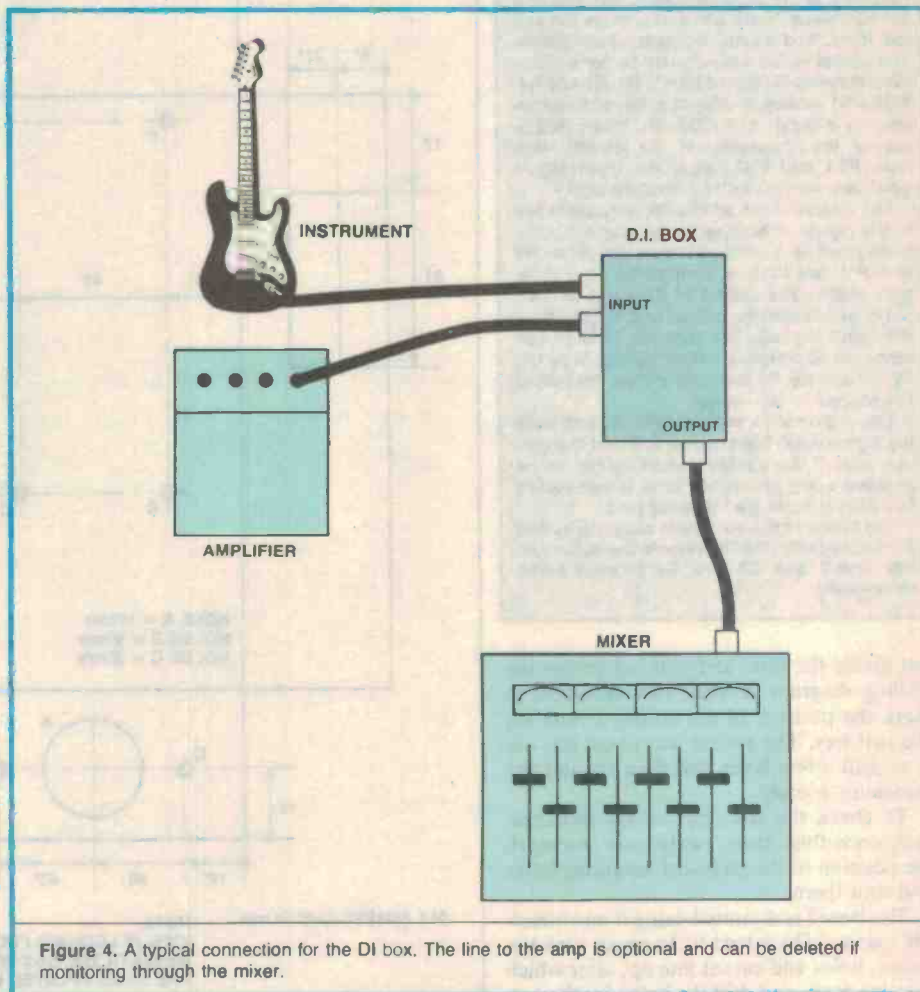


Figure 4. A typical connection for the DI box. The line to the amp is optional and can be deleted if monitoring through the mixer.



**FOR SALE:** ESCORT DMM 1346 4½ digit true rms, mint cond. \$170. Greg (02)524-6702.

**FOR SALE:** TEKTRONIX/LAVOIE 545 oscilloscope, 30 MHz BW dual channel, full delayed sweep, new CRT diff. plug-in, manuals, mint cond. \$750 ono. (02)869-1840 ah, 419-6424 bh.

**FOR SALE:** MICROBEE tape copier, backup at 300/1200, change auto start, removes double headers, etc, free postage. \$9. J. Arnold, 36 Victoria St, Rooty Hill, NSW 2766.

**FOR SALE:** HITACHI V-152B 15 MHz dual channel CRO with probe, ex cond \$325. G. Sutton (03)725-3803.

**WANTED:** 2650 MICROWORLD BASIC to suit Binbug; EPROM or cassette with manual; also software. R.P. Carter, 74 Allunga Dr, Gladstone, Qld 4680.

**FOR SALE:** CP/M USERS Group disks to vol 203 SIG/M 8" SSSD \$9 incl. p&p, Sig/M catalogue \$6, other formats. Also vol's 1-50 for "C" User Group. CP/M Users Group, GPO Box 2403, Melbourne, Vic 3001. RCP/M (RBBS) ph (03)754-5081.

**FOR SALE:** SUPER 80 assembler with full screen editor \$15, disassembler \$9, teleprinter \$85, good cond. R. Vowels, 93 Park Dr, Parkville, Vic 3052.

**FOR SALE:** B&W DM70 PROF monitor speakers, large reconed 14" woofer and 9 electrostatic panels. Superb sound. \$880 ono. (02)869-1840 ah, 419-6426 bh.

**FOR SALE:** TEKTRONIX 524 oscilloscope, 10 MHz, BW TV field/line sync separator, probes, manual. \$350. (02)869-1940 ah, 419-6426 bh.

**FOR SALE:** VZ200 TAPE copier, backup all m/c programs incl chess, tennis. Send \$10 incl. p&p to Nick Safafoudis, PO Box 31, Huntingdale, Vic 3166. (03)568-1060.

**FOR SALE:** MICROBEE — Beeshaping positions basic geometrical shapes; Mensuration draws basic prisms to scale, calculates volume and area; Vector resolves two vectors. \$9 ea. G. Gardoz, 1 Yarana Dr, Mt Helen, Vic 3350.

**WANTED:** DBX BOOM sub-harmonic synthesizer. Dean Horler (03)580-8079.


**FOR SALE:** AUDIOPHILE grade passive components ETI-5000 power amps (metal film capacitors, etc), \$20/module. P. Roberts, 22 Lupton St, West Chermside, Qld 4032. (07)359-6946.

**FOR SALE:** LOW IMPEDANCE, wide response omnidirectional cassette recorder microphone, suits most recorders. \$4 incl p&p. A. Vennonen, 3 Simpson St, Watson, ACT 2602.

**FOR SALE:** SERIES 5000 pre-amp and power amp kit, complete and unused (supplied by Irving). \$450 delivered. Peterson, 54 Cliff St, Merimbula, NSW 2548.

• We'll publish up to 24 words free of charge for you. Copy must be with us by the first of the month preceding the month of issue. Please print or type advertisements clearly! Every effort will be made to publish all advertisements received; however, no responsibility for so doing is accepted or implied. We reserve the right to refuse advertisements considered unsuitable.

• **Conditions:** Your name and address plus phone number (if required) must be included with the 24 words. Reasonable abbreviations, such as 25 W RMS or 240 Vac, count as one word. Advertisements must be private and relate to electronics, audio, communications, computing, etc — general advertisements cannot be accepted. Send your advertisement to: ETI Mini-Mart, P.O. Box 227, Waterloo NSW 2017.



## SO POPULAR, WE'VE DONE A SECOND EDITION!

"Top Projects Volume 7" has kits, kits, kits. This book is packed with the projects of ETI's top engineers and there is something for every enthusiast in it. These are just a few:

- Metal Detector • Autoprobe • Digital Clock • Helium Neon Laser
- Microwave Oven Leak Detector • Temperature Meter.

**Only \$5.95.** Please add \$1 to the cost of the magazine to cover postage and handling. (Add \$5 to these charges for air mail postage outside Australia.) Your copy is available by mail order direct from:

Federal Marketing  
P.O. Box 227, Waterloo, N.S.W. 2017

# PCB LAYOUT CAD SYSTEM



- **smARTWORK**, a new PCB CAD system allows professional quality PCB layouts to be generated in a fraction of the time required by manual tape-up methods.
- **smARTWORK**, is easy to learn and use. Pads and traces are placed directly onto a colour graphics screen. The resulting display looks just like the finished artwork.
- **smARTWORK**, is powerful. Advanced features supported include autorouting with interactive control and block move capability. Parts of a layout can be saved to disk for later use.
- **smARTWORK**, is capable. Double sided boards up to 10x16 inches can be accommodated. All traces are perfectly horizontal, vertical, or run at 45 degrees, and minimum spacings are maintained. DIP and SIP package footprints are available.
- **smARTWORK**, is exceptional value. smARTWORK requires an IBM PC with colour graphics adapter, 192K of RAM, and two disk drives. Output can be directed to an Epson printer or pen-and-ink plotter.
- **Microtrix** (est. 1978) provides full customer support and a regular newsletter. Complete CAD systems can be supplied to customers' requirements.

**Microtrix Pty. Ltd.**

24 Bridge Street, Eltham 3095. (03) 439 5155



# KITS, KITS AND MORE KITS

## IN-CIRCUIT TRANSISTOR TESTER

Ref. EA September 1983  
Have you ever unsoldered a suspect transistor only to find that it checks O.K.? Troubleshooting exercises are often hindered by this type of false alarm. You can avoid these hassles with the 'In Circuit' transistor, SCR and diode tester.  
The kit does just that, tests devices WITHOUT the need to unsolder from the circuit! VERY handy!  
The Jaycar kit includes a Jiffy box and Scotchcal panel showing the truth tables for device checking.  
Cat. KA-1119

**ONLY \$17.95**



## "RAILMASTER" Pulse-Power Train Controller

Ref. EA September 1984  
This is a state-of-the-art train controller offering tremendous features.  
★ Variable simulated inertia  
★ Full short circuit protection including both audible and visual indicators  
★ Power and track monitor indicators  
★ Adequate power for double and triple heading locos  
★ Fixed 12V DC and 15V AC power for lighting and accessories  
★ Optional walk-around throttle  
The Jaycar kit includes realistic Scotchcal front panel and the special console case only available from us. The large paddle switches have been specially imported just for this kit. We believe that you will be delighted with this unit.  
Cat. KA-1560

**\$89.95**

**Optional Walk Around Controller** Cat. KA-1559  
**ONLY \$9.95**

## Diesel Sound Simulator

Ref. EA November 1984  
This project mounts inside a model train (i.e. goods wagon) and produces a noise similar to a diesel locomotive. The speed varies according to the throttle action for added realism. All listed parts provided.  
Cat. KA-1561

**\$19.95**

## Steam Sound Simulator

Ref. EA December 1984  
Build this realistic steam sound simulator for your model train layout. It features an infra-red optical switch to synchronise the "chuffs" to the wheel rotation. Like the KA-1561, it picks up the power from the railway tracks. All specified components supplied including 32 ohm headphone type transducer.  
Cat. KA-1562

**\$17.95**

## Motorcycle Intercom

Ref. EA Feb 1984  
What a great kit! This full duplex unit enables you to talk to your pillion passenger whilst riding with your helmets on! Powered by the bikes battery - you can both talk at the same time if you wish as there are no switches to activate. The Jaycar kit includes the special headphone inserts and all parts.  
Cat. KA-1533

**ONLY \$39.95**

## DWELL/TACHOMETER

Ref. EA Sept. 1985  
Tune up your car quickly and easily with this handy piece of gear. The Jaycar kit includes case, large meter and Scotchcal meterscale.  
Cat. KA-1612

**ONLY \$34.95**  
Suits 4-6 or 8 cylinder cars



## 8 SECTOR BURGLAR ALARM

Ref. EA Jan/Feb 1985  
Why buy a commercially made up unit for more when you can buy this kit and SAVE money! A unique feature of this kit is the fact that you can wire N/O and N/C alarm sensors ON THE SAME LINE.  
★ 8 SECTORS  
★ 2 delayed entry sectors  
★ Steel box  
★ Includes battery and siren driver in the price  
★ Variable exit and entry delays  
Cat. KA-1580

**\$149.00**



## STEREO AM DECODER (Australian Standard)

Ref. EA October 1984  
This unit uses the Australian standard Motorola CQUAM decoder chip. It will decode the new AM stereo transmissions (with suitable AM tuners). The Jaycar kit is supplied with 1% resistors in lieu of the standard ones, for extra precision.  
Cat. KA-1555

**ONLY \$24.95**

## Digital Bench Type Capacitance Meter

Ref. EA August 1985  
★ Easy to assemble  
★ 4 digit LED readout  
★ Measures from 1pF to 99.9uF  
★ 3 ranges  
★ Bench type mains powered  
Cat. KA-1595

**ONLY \$79.95**

## PLAYMASTER SERIES II MOSFET AMP KIT

Ref. EA Jan/Feb/March 1985  
"... s stereo amplifier that will equal or better just about any integrated commercial amplifier, regardless of price". Leo Simpson, Editor of EA, February 1985.

### MAIN FEATURES

- Switchable phono input for MM and MC cartridges
- Electronic signal switching
- Full facilities for dubbing between two cassette decks
- Monitor loop for either of two cassette decks or a signal processor
- Click action pushbutton switches for selection of sources, dubbing and tape monitor with LED status indicators
- Centre detents on bass, treble and balance controls, multiple detents on volume control
- Heavy duty heatsinks
- Power transformer for low hum and noise
- Easy to build - all parts except power supply mount directly on the two printed circuit boards; wiring has been kept to an absolute minimum
- 100 watts RMS per channel into 8 ohm load
- Less than 0.01% total harmonic distortion

**ONLY \$429.00**



## 40 WATT DC INVERTER

Ref. EA August 1985  
An upgrade of a previous design featuring a smart new ABS case.  
Cat. KA-1598

**\$79.95**

**NEW!**



## 300 WATT INVERTER

Ref. EA Sept. 1985  
This totally new design is a vast improvement over the EA June 1982 project. It features a modern all-plastic case, easier assembly, toroidal type inverter transformer, auto start up and double, switched power outlets.  
And it's cheaper than the old model!!  
The Jaycar kit contains all specified parts to enable you to complete the project in one go.  
Cat. KA-1610

**ONLY \$199.00**



## Car Booster Amp

Ref. EA August 1985.  
This project enables you to have 2 x 50 watts ~~output~~ of power for your car sound system. In order to do this, a special high voltage power supply forms part of the system. Absolutely stunning value for money. Around half the price of inferior commercial units.  
The Jaycar kit is, as usual, absolutely complete.  
Cat. KA-1600



**ONLY \$179**

**NEW!**

## 5(6.5)MHZ OSCILLOSCOPE KIT

Ref. EA October 1984  
Over the years many people have asked, "Do you have a CRO kit?" Our answer - up until now - has been that built and tested units were no dearer than kits, if you could get a kit at all.  
The Jaycar KJ-7050 Cathode Ray Oscilloscope kit has a guaranteed 5MHz bandwidth but should go to around 6.5MHz. It also features 75mm (3") CRT Blue Phosphor with accurate graticule, separate vertical and horizontal BNC type input sockets etc. Remember, a 5MHz scope is usually adequate to troubleshoot most microprocessor and other digital circuitry as well!!  
This is a wonderful opportunity to learn electronics AND end up with a valuable piece of test equipment as well.  
The Jaycar KJ-7050 kit is absolutely complete. The chassis is pre-punched and every component including nuts and bolts are provided, along with instructions.  
Cat. KJ-7050

**ONLY \$269.00**



## LOWEST PRICE EVER! LUCKY LAST!

### Lyrebird 73 Note Piano

Ref. EA Oct 1981 - Jan 1982  
This fabulous piano kit has an amazingly realistic sound. Many hundreds of happy users enjoy this kit, but all good things come to an end. We have 12 kits left and that's it!  
This is your absolute last chance to own a 6-octave piano at an unbelievable price. Sorry no deposits, no back orders as no more will be built after these 12 have been sold.  
Cat. KA-1350



~~\$375~~  
~~\$325~~  
**\$299**

**SAVE \$176.00**  
Please add \$20 for freight/packing

## ETI 1401 DIRECT INJECT BOX

Ref. ETI Sept. 1985  
This unit accepts unbalanced audio inputs (line or mic level) and produces a line level balanced signal to drive mixers or balanced input equipment. The Jaycar kit includes die-cast box, specified push button switch bank and all other parts.  
Cat. KE-4708

**ONLY \$34.95**



## "ELECTRIC FENCE"

Ref. EA Sept. 1982  
mains or battery powered, this electric fence controller is both inexpensive and versatile. It should provide an adequate deterrent to all manner of livestock. Additionally, its operation conforms to the relevant clauses of Australian Standard 3129. The kit does not include automotive ignition coil which is required.  
Cat. KA-1109

**ONLY \$18.50**



## 30 VOLT - 1 AMP BENCH TOP POWER SUPPLY

Ref. EA January 1985  
This new design features a modern moulded plastic bench top type case, variable output from 3 - 30V and variable current limiting over 2 ranges. Overload protection and switchable voltage/current metering is also provided.  
Cat. KA-1574

**ONLY \$68.50**

# JAYCAR FAVOURITES FOR YOU!

## Blotron "Electronic Blood/Alcohol Checker"

Simply blow into the mouthpiece to see if you are over the limit. Dual analogue meter and LED go/borderline/no go readout. Calibrated in Australia. Surprisingly accurate. Can be recalibrated if the law changes. Reads for 0.05.  
Cat. YS-5100

**NORMALLY \$78.00  
SAVE \$29.00  
ONLY \$49.00 ea**



## ULTRASONIC HOUSE ALARM


This alarm is fully self-contained, even includes the siren. Place it on a shelf, (it looks like a speaker) and the ultrasonic waves detect movement. Great for single room protection, or can be used as a master control for a whole house.

You can connect an external on/off switch, external horn/siren. It has provision for N/O instant circuit and N/C instant and delay. A battery compartment is there for C cells, but we recommend a 1.2A 12V Gel battery. Cat. SB-2480 \$26.50 and 240V power supply. Cat. MP-3019 \$22.50

**WE HAVE A LIMITED NUMBER AVAILABLE FOR**

**ONLY \$69.00  
Normally \$99.00  
SAVE \$30.00**

Cat. LA-5140



## INFRA RED MOVEMENT DETECTOR


The Infra red or IR detector for short, falls into the Black Magic category. It basically is a high gain passive tuned receiver of a particular IR band. The heart of the unit consists of a high gain lens (antenna?) which has a "Commutated" field of view. Its reception pattern is comb like, but highly tuned to the IR wavelength of human bodies. When a human passes within proximity of the pickup area, the lens will selectively pick up IR radiation and then not. Movement across the pickup area will result in a series of pulses sent to a detector circuit. IR detectors are very reliable as they do not transmit and will not respond to non heat radiating objects. Curtains, for example, can wave about without tripping the alarm. Even the cat is unlikely to trip the unit.

### FEATURES:

- 12V DC powered
- Small 77mm x 62mm x 51mm
- Double sensor
- Computerised OC to lower failure rate
- Built-in test lamp
- Alarm output SPST 30V DC @ 1A
- NO or NC terminations

Cat. LA-5017

**SAVE \$20.00  
ONLY \$89.00 ea**



## VIDEO ENHANCER

Ref. EA October 1983

A simple but effective kit to help improve copy recordings of video tapes. The Jaycar kit includes the box and Scotchcal label.

Cat. KA-1118

**WAS \$39.50  
SAVE \$14.50  
ONLY \$25.00 ea**

**DC CONVERTOR** This unit plugs into your car cigarette lighter socket and will provide up to 300mA at 6 and 9V DC. Ideal to power the Ghetto Blaster in your car! We only have a few left - so hurry!

Cat. MP-3015

**NORMALLY SELL FOR AROUND \$10**

**This Month \$2.95  
that's 2/3 OFF!**




## BARGAIN OF THE CENTURY!!

How do we do it? Another BARGAIN!!

Once again, Jaycar has secured a massive below-cost scoop purchase. This time a nifty combination VHF/UHF television tuner assembly! We dare not mention the name of this famous Japanese brand!!!

★ Brand, spanking new ★ Separate VHF rotary tuner ★ Separate UHF rotary tuner ★ All knobs & wiring INCLUDED! ★ Attractive front panel fascia included! ★ Circuit diagram included!  
Be quick to secure one of these bargains.  
Cat. DM-9004

**LAST FEW!!!  
SAVE \$50.00!!!  
ONLY \$19.95 ea**



## "ZIP RACK" 19" RACK SYSTEM - NEW LOWER PRICES AND A WIDER RANGE!

The natural finish (silver) rack frames are now cheaper and we now have black frames as well! THE RACK IS AVAILABLE IN 3 SIZES

**6, 12 and 18 rack unit**

(One rack unit is 44.5mm or 1 3/4")  
Each kit comprises ★ 12 frame pieces, including 2 pieces with pre-punched holes for front panel mounting Anodised finish. (You can use the rack back-to-front to mount non-standard racks) ★ 4 top corners (black) ★ 4 bottom corners (black) ★ 4 x clip-in M-6 nuts for mounting your equipment) ★ 4 x M-6 Phillips head mounting screws ★ Easy to follow instructions.

But the best part about this exciting concept is **THE PRICE!**

**6 RACK FRAME NATURAL FINISH  
Cat. HR-5310  
WAS \$99.50 NOW \$89.50  
SAVE \$9.50**

## CANON PLUGS & SOCKETS REDUCED

XLP/AXR type 3 pin Line Male

Cat. PP-1024

**USUALLY \$4.50  
\$3.50**

**10 up \$3.00 ea**

3 pin Line Female

Cat. PS-1032

**USUALLY \$4.50 ea  
\$3.75**

**10 up \$3.25 ea**



3 pin Chassis Male Plug

Cat. PP-1020

**USUALLY \$3.85 ea  
\$2.85**

**10 up \$2.50 ea**



3 pin Chassis Female Socket

Cat. PS-1030

**USUALLY \$4.95  
\$3.95**

**10 up \$4.50 ea**




## 48V "USELESS" RELAYS

We were staggered by the demand for the ANRITSU 48V relays advertised last year. They were an incredible bargain at 30¢ in quantities of 10. Some customers were buying hundreds at a time! We are now pleased to advise that we have purchased another (smaller) batch. Unfortunately they cost us more, but we feel that they are still a bargain!

Cat. SY-4015

**ONLY 50¢ ea**



12 RACK FRAME NATURAL FINISH

Cat. HR-5320

**WAS \$119 NOW \$99.50  
SAVE \$19.50**

18 RACK FRAME NATURAL FINISH

Cat. HR-5330

**WAS \$139 NOW \$119.50  
SAVE \$19.50**

6 RACK FRAME BLACK FINISH

Cat. HR-5314 ~~\$99.00~~

12 RACK FRAME BLACK FINISH

Cat. HR-5324 ~~\$119.00~~

18 RACK FRAME BLACK FINISH

Cat. HR-5334 ~~\$139.00~~

# Jaycar ELECTRONICS

Incorporating ELECTRONIC AGENCIES

**NUMBER 1 FOR KITS**

**MAIL ORDER HOTLINE (02) 747 1888**

**N.S.W. SHOWROOMS**

SYDNEY: 117 York Street Tel. (02) 267 1614  
CARLINGFORD: Cnr. Carlingford & Pennant Hills Road Tel. (02) 872 4444  
CONCORD: 115/117 Parramatta Road Tel. (02) 745 3077  
HURSTVILLE: 121 Forest Road Tel. (02) 575 7000  
GORE HILL: 188/192 Pacific Highway (Cnr. BeStevue Avenue) Tel. (02) 439 4799

**QUEENSLAND MAIL ORDERS:**

BURANDA: 144 Logan Road Tel. (07) 393 0777

**HEAD OFFICE:**

115-117 Parramatta Road, CONCORD 2137  
Tel: (02) 747 2022 Telex: 72293

### SHOP HOURS

Carlingford, Hurstville & Gore Hill  
Mon-Fri: 9am - 5:30pm, Thurs 8:30pm, Sat 12pm  
Sydney  
Mon-Fri: 8:30am - 5:30pm, Thurs 8:30pm, Sat 12pm  
Concord  
Mon-Fri: 9am - 5:30pm, Sat 12pm

### POST & PACKING

\$5 - \$9.99	\$2.00
\$10 - \$24.99	\$3.75
\$25 - \$49.99	\$4.50
\$50 - \$99.99	\$6.50
\$100 - \$199	\$8.00
Over \$199	\$10.00

**COMET ROAD FREIGHT ANYWHERE IN AUSTRALIA ONLY \$13.50**



**MAIL ORDER VIA YOUR PHONE**

# VERSATILE CONTINUITY TESTER

Checking continuity seems the most trivial of tasks until you try it. Sure as anything when you look at your multimeter a probe will slip. This project is designed for mere mortals and will even check circuits that include a light globe.

Ian Thomas

A WHILE AGO I was faced with the job of checking out a large motherboard. I used the old trusty DVM and found that it's an incredibly tedious job as you have to wait for three or four readings before the display stabilizes. If there are hundreds of continuity checks to be made, then it literally adds hours to the job. Normal buzzer type continuity checkers often inject large currents and voltages into the board under test and can damage semiconductors. The actual resistance that most old style buzzers detect is also not too well defined.

It seemed to me that it'd be nice to have a little box with probe leads attached that beeped when the resistance between the leads was less than a set value. To complete the picture it'd be even nicer if the threshold resistance at which the beep occurred could be set to any desired value within limits. For example, if you were checking out the wiring of your car it would help if your continuity checker could tell the difference between a light bulb and a short circuit. With this in mind it became clear that the sort of sensitivity range needed was between 1 ohm and 20 ohms. Calibration didn't seem to be all that important and  $\pm 20\%$  seemed to be a reasonable figure to work to.

While I can't speak for all readers I know that I personally have a genius for leaving battery powered equipment left on. I must get through about 10 batteries for my DVM in a year and they're usually flat when I want the DVM most (usually 11 pm on Sunday night when the job has to be delivered on Monday!). Clearly, the continuity

checker should have some way of avoiding this aggravation.

The neatest way to fix this problem is to make the device draw so little power that it can be left on and not go flat. A quick phone call to Union Carbide (they make Eveready batteries) told me that your basic AA cell has a capacity of about 0.7 amp hours and a shelf life of about five years before it flattens itself due to internal leakage. Now five years is equal to 43,800 hours so the internal leakage of the battery is equivalent to about 15 microamps. If the current drawn by the continuity checker was made less than this, then the life of the batteries alone would determine how often they needed to be replaced and the checker could be left on all the time — great!

Since I wanted the checker to be as small as possible I settled on two AA cells as the power supply, which gave me a three volt rail or  $\pm 1.5$  volts and ground. Smaller batteries would probably be OK but they'd be hard to mount. The AA cells battery holders can be bought at almost any hobbyist shop.

For the beeper I chose one of the Piezoelectric transducers that are available from most of the bits and pieces shops. The actual model was an HPE127 from the ubiquitous Richard, that's nice and cheap and is very thin and convenient to mount in a box. These transducers have to have some sort of signal generator to drive them and the obvious way to do this is to use a CMOS oscillator. If the oscillator is gated off but power is left on then it only draws the leakage cur-

rent of the CMOS gates which is measured in nanoamps. This certainly meets the current requirements. The oscillator is only used when the continuity checker is being used so the output load doesn't contribute to battery life at all (nobody works that hard!).


The sensing of the resistance across the probes wasn't quite as simple. The normal way to measure resistance is to inject a current through the resistance then measure the voltage drop caused by the current. Now as the battery must be treated gently, and we don't want to risk damaging any semiconductors that may be in the circuit, the current used must be restricted to a few milliamps. This means that the voltage drop to be measured must be only a few millivolts. This isn't absurdly small but it certainly prohibits the use of any simple transistor circuits.

Integrated circuit operational amplifiers have input offset voltages of only a few millivolts and would work very nicely as voltage comparators, but the normal TL082 type of op-amp draws about 5 mA — far too much for the battery life requirements. However, National Semiconductor makes an op-amp labelled the LM4250 the current consumption of which can be set by an external bias resistor. The total power used can be reduced to almost nothing but, as with all things, something has to be lost as the current drain is reduced. In this case it's the op-amp bandwidth. This means that when the op-amp is used as a comparator, the lower the power consumption, the

slower the output will switch. Experiment showed that at ridiculously low power consumption it still worked just fine. One nice property about the variable power drain op-amp is that as the total current used is reduced then the input bias current need is reduced as well. The whole device can be operated at higher impedances without generating offset voltages — better and better.

The bias current for the LM4250 is set by a resistor that bleeds current from the positive rail through what is effectively a diode. This sets up internal currents and determines the total device power. If an 11 megohm resistor is connected from the bias input to ground with  $\pm 1.5$  volt rails then the total op-amp current drawn is *less than 1 microamp*. This seemed to be just what was needed. The input offset voltage wasn't specified for currents this low so I decided to use an offset adjust to null out any stray millivolts. The circuit given in the data sheet didn't work as the integrated circuit was operating at such low power. However, a simple resistor potentiometer arrangement from ground to the offset adjust inputs did the deed just fine.

I chose to ignore the fact that the offset null circuit drew half as much power as the IC, as it was still minute! This gave me a zero offset comparator to sense the voltage produced by the test current in the probe resistance and a very low power oscillator to drive the piezo-transducer. Even the price of the micropower op-amp isn't too bad: it can be bought for about \$3.



### Construction

I decided to fit the continuity checker into the smallest of the boxes that Dick Smith sells, the UB5. It isn't all that much bigger than the two AA batteries used to power it so it made for a rather cramped design, but everything fitted OK. The board layout shows that all the available area in the box is used — most of it by the batteries. All the components are mounted on the board with the exception of the threshold adjust pot. The batteries are mounted in a battery holder that's also available from our aviating adventurer's establishment but as the tester only uses two cells I had to modify a four cell holder.

I started by running a fine hacksaw through the battery holder to cut off one side. I didn't cut through the wire springs that make contact with the cells but only the plastic. The part to be kept is the side that has the clips to bring out the power, and the cut is made along the flat divider between the cells on the side away from the clips. After cutting the plastic I carefully drilled out the rivet on the cut-off piece to completely separate the two sections. The spring that's separated when the rivet is drilled out must be kept as it's needed later. Once the battery holder is completely separated, file off all the dags and rough edges so the bottom of the cut-down holder should be straightened out to form a long head to be soldered into the board later.

The printed circuit isn't all that complicated and shouldn't give you any trouble to make. Some of the tracks had to be made

with 0.020" tape which can be a bit fiddly to do as it is run between IC pins. When taping between pins it's very important to watch the spacing of the tape as there isn't a great deal spare. Of course the easiest way is to buy a ready-made board or buy a copy of the artwork from ETI. However you make it, the board dimensions mustn't be any bigger than those shown as it fills all the available space in the box.

To mount the battery holder on the board I made use of ye olde trusty Araldite. The two holes on the earth track must be drilled out to accept the straightened out springs that protrude through the bottom of the battery holder. The spring that was freed when the rivet was drilled out of the cut-off piece of battery holder had the rivet end straightened out and was reinserted into the holder in its original position. This left two leads protruding through the bottom of the holder. Mix up a small amount of glue and bond the battery holder onto the board with the straightened springs through the board and soldered onto the earth track. You have to be careful in positioning it so as not to cover any of the holes for components or accidentally fill them with glue. After the glue has set you can assemble the rest of the components on the board. Take care that both ICs are in the right way (CMOS ICs are instantly destroyed if they're put in reversed).

As there is very little spare space in the box it's necessary to cut away the top of the two battery terminals to allow enough free space for the potentiometer (see photo). A

# Project 168

## HOW IT WORKS — ETI-168

The continuity checker can be divided into three sections: the probe resistance sensing circuit; the oscillator; and the transducer driver.

The probe resistance sensing is done with the LM4250C operational amplifier. R1, a 390 ohm resistor, holds the hot probe input at the positive supply voltage. The hot probe is connected to the negative input of the operational amplifier through R2. R2 and C1 simply provide ac decoupling for the probe input so it won't pick up any rf signals or high mains fields. The operational amplifier dc operating conditions and power drain are set by R4, RV1 and R5. They draw approximately 100 nanoamps from pin 8 of the operational amplifier and set its quiescent operating current at about 600 nA. RV1's wiper is connected to the positive input of the operational amplifier and the dc voltage it produces can be varied between about 5 mV and 150 mV.

When a resistance is connected between the probes the external resistance and R1 form a potential divider that divides down the positive supply voltage. If the divided down voltage is less than the voltage on the positive input pin 3 then the operational amplifier output pin 6 will go positive to within about 0.6 volt of the positive supply. For the minimum potentiometer setting this corresponds to about 1 ohm and for the maximum about 70 ohms, which are the minimum and maximum resistance limits of the checker.

When pin 6 of the operational amplifier is negative (probes open circuit or greater than

the threshold resistance) pin 1 of gate a is held low which holds the gate output high. When the gate input goes high it allows gates a and b to act as a free running multivibrator at about 7 kHz. This works in the following way:

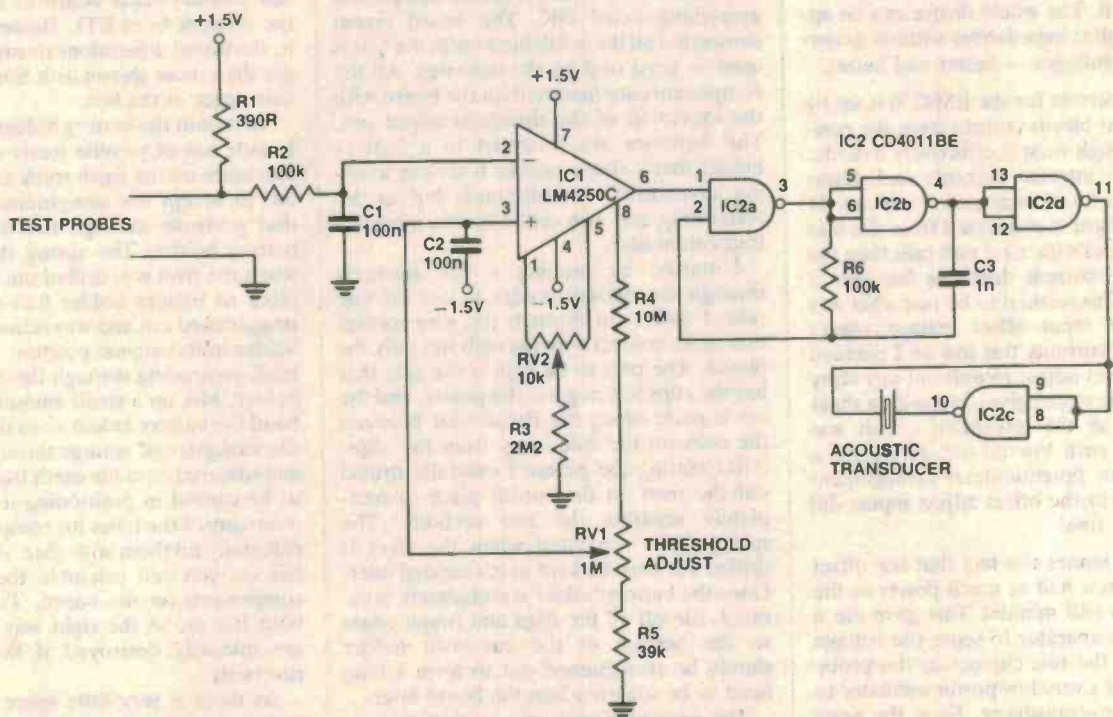
Imagine that the output of gate b has just gone positive. C3 couples directly to pin 2 of gate a and forces it high too. This means that gate a's output goes low. R6 then starts to discharge C3 and starts to pull pin 2 negative. After a few hundred microseconds pin 2 of gate a reaches the gate threshold and gate a's output goes positive. Gate b then changes state and its output goes negative reinforcing the transition of gate a through C3. Gate b's output then remains negative until R6 can recharge C3 when the process is repeated in reverse to force pin 6 positive again. This forms a free running oscillator to drive the transducer. However if pin 1 of gate a is held negative by the operational amplifier then gate a's output remains positive and oscillation stops. Under this condition the gates only draw the quiescent current of CMOS gates which is negligible.

The other two gates in the package are used to drive the acoustic transducer in a bridge configuration. When gate c's output is positive, gate d's output is negative and vice versa. This means that the ac signal applied to the transducer is effectively twice the supply rails and makes sure that the sound is clearly audible.

little discrete work with a hacksaw blade and sidecutters is needed to make sure it'll fit. When only the bottom quarter of the terminals is left solder two insulated pieces of wire onto the remnants of the terminals *but do it quickly* as the plastic of the battery holder will soften with the heat. Cut and strip the other ends of the two pieces of wire to a neat suitable length and solder them onto the pads on the board. This connects up the power supply and avoids any trouble with intermittent battery connections during the life of the checker.

Cut three pieces of wire about 70 mm long and strip the ends about 5 mm. It makes life a lot easier if you use different colours but it isn't essential. Solder them into position on the three terminals of the potentiometer and then solder the other ends into the board in the right place. Next cut two more pieces about the same length and connect them to the board for the probe inputs. Finally, connect the transducer to its two pads and the checker is ready to test before it goes into the box. Put two AA cells into the holder and try touching the probe leads together. You should hear a nice clear "peeeeeeep". If all is well, you're ready to adjust the op-amp offset.


Twist the probe leads together to form a semi-permanent connection (don't get carried away! — you've got to get them apart again) and temporarily solder a piece of wire between pins 2 and 3 of the op-amp.



Then adjust RV2 until the peep just starts. Back the pot off a whisker and set it so that the tone starts and stops as you move your hands near the wires. The object is to set the pot so the op-amp is floating in the middle of its active region but there is so much gain that the minutest changes in circuit conditions will cause it to go one way or the other. When this is right remove the piece of wire from between pins 2 and 3. Finally, work over the bottom of the board cutting off all the component leads as short as you can. None of them should protrude more than a millimetre. It's a good idea to take the batteries out while you do this. Your soldering may need a little touching up here and there too.

The next step is to prepare the box. First place the transducer where you want it over the plastic box and mark off the two mounting holes, then drill them out to 2.5 mm. Next mark off the exact centre between the mounting holes and drill out a tasteful and artistic pattern of holes to let the peeeep out of the box. Feel free to let your mind run riot with regard to the pattern — the sound isn't fussy! Next insert two 2.5 mm x 10 mm pan head screws into the holes so the heads are on the outside and tighten two nuts onto each of the screws. This should nicely space the transducer away from the lid of the box when it's slipped over the free ends of the screws. Try it for size but be careful of the leads from the transducer. They're thin and easy to break off! The transducer isn't to be fixed in place yet.

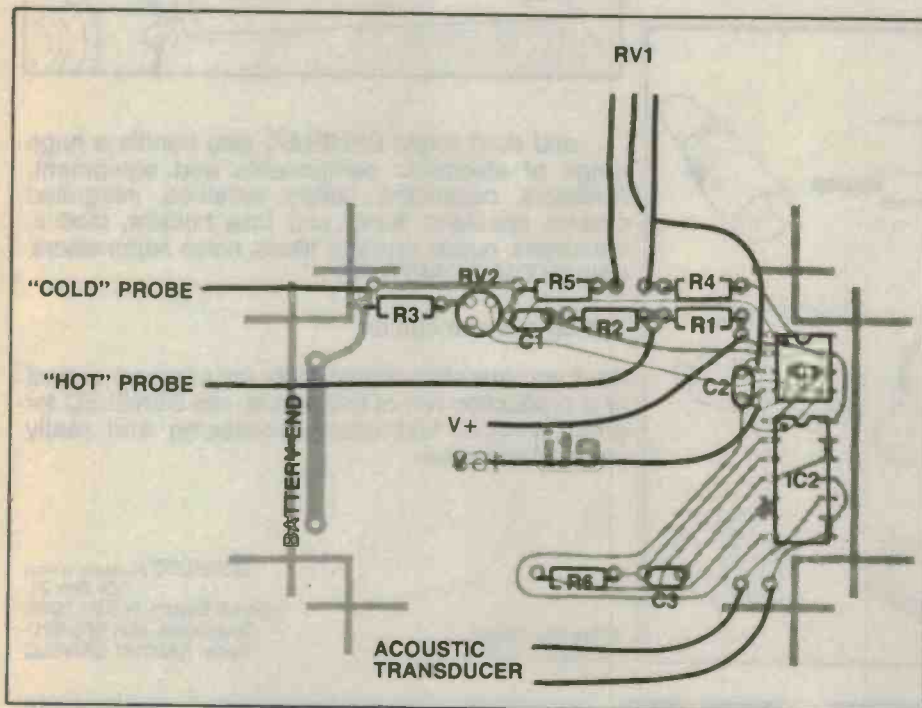
Next mark off where you want the probe leads to come out. I used sockets that are



specially made for this job, which I bought from Jaycar. Pull the sockets apart and use the plastic bushings to mark off the holes. The sockets *must* be as far over to the sides of the box as possible or they'll foul the batteries. To position them, hold the plastic bushings on the inside of the box where you want them, but hard up against the side of the box, and mark off the centre with a scribe or pencil. Then drill holes on the centre of the marks with the right size drill to clear the centre part of the bushings. Deburr the holes (be gentle here as the plastic's soft and if you're not careful the deburring tool will cut right through the box!). Assemble and screw the sockets into position with the solder tags between the two

nuts, pointing away from the centre of the box.

Now carefully mark off where the potentiometer is to go in the box. Once again the body of the potentiometer must go hard up against the side (end) of the box so it doesn't foul the batteries. Drill out the hole to accept the potentiometer and check to make sure you've measured it right. If it's a little out a small amount of adjustment may be necessary with a rat tail file. Finally screw in the potentiometer and transducer and solder the probe leads (untwisted — see, I told you not to do it too tightly) onto the sockets. Put the batteries back in and test the unit again to make sure nothing was damaged during the lead cropping.



### PARTS LIST — ETI-168

Resistors.....	all ¼ watt, 5% unless noted
R1.....	390R
R2,6.....	100k
R3.....	2M2
R4.....	10M ±10%
R5.....	39k
RV1.....	1M 16 mm diameter linear law pot
RV2.....	10k trimpot 6.3 mm diameter
Capacitors.....	all ±10% 63 volt
C1, 2.....	100 nF met poly
C3.....	1nF met poly
Semiconductors	
IC1.....	LM4250C
IC2.....	CD4011BE
Transducer	
HPE127	piezo resonator (Dick Smith cat #L7022)
Miscellaneous	
ETI-168 pc board;	28 mm 54 mm x 83 mm box;
battery holder;	2 x AA batteries;
2 probe leads;	2 x 4 mm panel mount sockets;
2 x 25 mm x 10 mm	pan head screws and nuts;
hookup wire;	insulating tape; double sided sticky tape; glue.

Price estimate: \$33.35

# BENELEC

## BENELEC AND RADIO COMMUNICATIONS . . . THE CONNECTION TO REMEMBER . . . COMMERCIAL, BASE-STATION, MOBILE, MARINE, CB

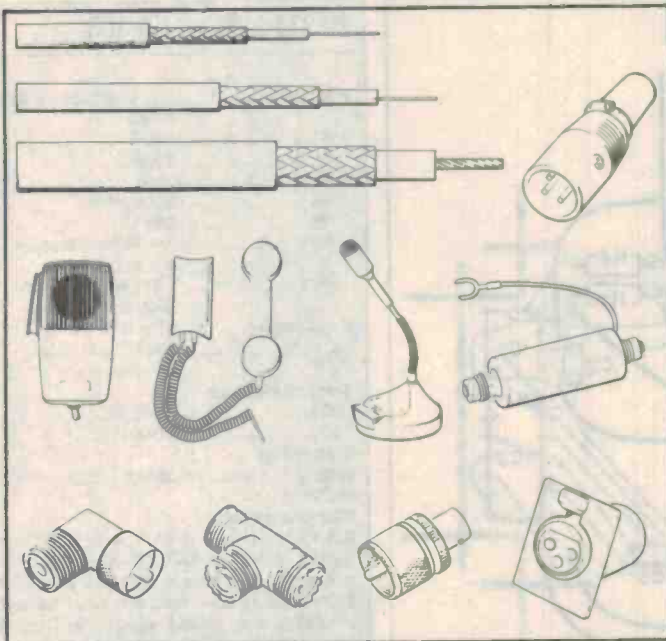
**YOU CAN'T GO WRONG WITH BENELEC**  
... antennas, antenna-mounting hardware and fittings, coaxial cables, RF connectors, audio connectors, microphones and handsets, portable transceivers, loudspeakers, electronic wires and cables, RF test equipment, power supplies . . .

You may not be aware of the extensive range of products we offer but BENELEC have been importing and manufacturing two-way radio accessories and electronic components for years. We specialise in VHF/UHF base-station ground-plane, side-mounted dipole, colinear and yagi beam antennas; mobile and marine, metal and fibre-glass antennas as well as a range of associated mounting accessories for base station and mobile installations.

Our range of RF connectors includes the popular BNC, UHF and N-type as well as inter-type adaptors and terminators. We also supply MIL-SPEC and MIL-SPEC-type coaxial cables, audio and multicore cables.

We also carry an impressive range of base station, mobile transceiver microphones, handsets, microphone cartridges and holders.

Our stocks are extensive and the prices are always competitive.



... and don't forget BENELEC also handle a huge range of electronic components and equipment. Resistors, capacitors, lamps, switches, integrated circuits, speakers, fuses and fuse holders, diodes, transistors, quartz crystals, filters, noise suppressors, UNIVOLT MULTIMETERS . . .

The list goes on and on.

So if you are after components for a one-off project or a production run of thousands, call BENELEC for great service, fast order processing and really competitive prices.

1 Greville Street,  
Randwick, N.S.W. 2031.

BENELEC Pty Ltd (Inc. in NSW)  
P.O. Box 21,  
Bondi Beach, N.S.W. 2026.  
Telephone: (02) 665-8211  
Telex: AA20181 BENELEC


# BENELEC



## Project 168

Finally, mount the board onto the metal bottom of the box in the following way. Cover one side of the lid completely with insulating tape so the tape just overlaps. The idea is to have a neat layer of tape over the whole surface. Cut away the tape with a razor blade so the holes are free. Then stick the board onto the lid with foam double-sided sticky tape. I used "Permastik Double Mounts" bought from BBC Hardware — it's pretty handy stuff to have around, in fact you probably already have some. Only cover the part of the board that's free of track — it's deliberately laid out that way. When you stick the board onto the lid make absolutely sure it's positioned so the battery holder only just misses the end of the box. This is so much easier than drilling screws holes and such. Last but not least, screw the works into the box and check once again that it works.

To pretty things up you can calibrate the knob you've attached to the pot by holding different value resistors between the probes and checking where the peep starts by rotating the knob. Mark off each value on the lid and the job's completed. This project's already saved me hours (and *many* dollars) in checking out the motherboard I already mentioned. I'm sure it'll help you too. ●



At Last An Intelligent Way!

# ECTRON 800 SERIES BLUE BOX

Fixed Interconnection

The Solution for


Troubleshooting



Semi-Automatic Interfacing!

Ectron's 800 Series BLUE BOX range of RS-232 Interconnections and Testing Equipment takes the headaches out of matching your computer Data Communications to any VDU, PRINTER or other RS-232 PERIPHERALS.

For more information about the BLUE BOX range call or write to:




## ECTRON PTY LTD

94 Tram Road, Doncaster Vic 3108

Tel: (03) 848 8188

# Computer peripherals, kits, from the specialists,




## THE ORIGINAL BIG BOARD 1 COMPUTER KIT!

- FEATURING:**
- **64K RAM:** Uses industry standard 4116 RAM's. All 64K is available to the user, our VIDEO and EPROM sections do not make holes in system RAM. Very special care was taken in the RAM array PC layout to eliminate potential noise and glitches.
  - **Z-80 CPU:** Running at 2.5 MHz. Handles all 4116 RAM refresh and supports Mode 2 INTERRUPTS. Fully buffered and runs 8080 software.
  - **BASIC I/O:** Consists of separate parallel port (Z80 P10) for use with an ASCII encoded Keyboard or input. Output would be on the 80 x 24 Video Display.
  - **24 x 80 CHARACTER VIDEO:** With a crisp, flicker-free display that looks extremely sharp even on small monitors. Hardware scroll and full cursor control Composite video or split video and sync. Character set is supplied on 2716 style ROM, making customised fonts easy Sync pulses can be any desired length of polarity. Video may be inverted 5 x 7 Matrix, upper and lower case.
  - **FLOPPY DISK CONTROLLER:** Uses WD 1771 controller chip with a TTL Data Separator for enhanced reliability IBM 3740 compatible. Supports up to four 8 inch disk drives. Directly compatible with standard Shurgart drives such as the SA800 or SA8001. Drives can be configured for remote AC off/on. Runs CPM 2.2
  - **PFM 3.32K SYSTEM MONITOR:** The real power of the Big Board lies in its PFM 3.3 on board monitor. PFM commands include; Dump Memory, Boot CPM, Copy, Examine, Fill Memory, Test Memory, Go To, Read Write I/O ports, Disk Read (Drive Track, Sector), and Search PFM occupies one of the four 2716 EPROM locations provided.
  - **FULLY SOCKETED**  
Ideal for OEM, Industrial, Business, Scientific, Colleges etc.  
Cat. K41001 Including tax **\$379**

### OPTION AVAILABLE:

- CP/M 2.2 FOR BIG BOARD ..... **\$269**
- TWO PORT PARALLEL I/O ..... **\$19**
- SERIAL I/O ..... **\$35**
- REAL TIME CLOCK ..... **\$15**
- DOUBLE DENSITY ADAPTOR BOARD ..... **\$225**
- BIOS DISK ..... **\$25**




## LS100 256K S100 SOLID STATE DISK SIMULATOR

CALLED THE "LIGHT-SPEED 100" BECAUSE IT OFFERS AN OUTSTANDING INCREASE IN YOUR COMPUTER'S PERFORMANCE WHEN COMPARED TO A MECHANICAL FLOPPY DISK DRIVE.

- FEATURES:**
- 256K on board, using +5V 64K DRAMS
  - Uses new Intel 8203-1 LSI Memory Controller
  - Requires only 4 dip Switch Selectable I/O Ports
  - Runs on 8080 or Z80 S100 slot machines
  - Up to 8 LS-100 boards can be run together for 2 Meg of On Line Solid State Disk Storage
  - Provisions for Battery back-up
  - Software to mate the LS-100 to your CP/M 2.2 DOS is supplied
  - The LS-100 provides an increase in speed of up to 7 to 10 times on Disk Intensive Software

Full 256K Kit including Tax **\$799**



## THE NEW ZRT-80 KIT CRT TERMINAL BOARD!

A LOW COST Z-80 BASED SINGLE BOARD THAT ONLY NEEDS AN ASCII KEYBOARD, POWER SUPPLY AND VIDEO MONITOR TO MAKE A COMPLETE CRT TERMINAL. USE AS A COMPUTER CONSOLE, OR WITH A MODEM OR USE WITH ANY OF THE PHONE-LINE COMPUTER SERVICES.

- FEATURES:**
- Uses a Z80A and 6845 CRT Controller for powerful video capabilities.
  - RS232 at 16 BAUD Rates from 75 to 19,200.
  - 24 x 80 standard format (60 Hz)
  - Optional formats form 24 x 80 (50 Hz) to 64 lines x 96 characters (60 Hz).
  - Higher density formats require up to 3 additional 2K x 8 6116 RAMS.
  - Uses N.S. INS 8250 BAUD Rate Gen. and USART combo IC.
  - 3 Terminal Emulation Modes which are Dip Switch selectable. These include the LSI-ADM3A, The Heath H-19, and the Beehive.
  - Composite or Split Video
  - Any polarity of video or sync.
  - Inverse Video Capability.
  - Small Size: 6.5 x 9 inches


- **BLANK PCB WITH 2716 CHAR. ROM, 2732 MON. ROM ..... \$179**
- **ZRT-80 WITH 8 INCH SOURCE DISK ..... \$299**
- **SOURCE DISKETTE, ADD \$20**
- **SET OF 2 CRYSTALS, ADD \$12**



### "IBM TYPE" COMPUTER CASING

Give your kit computer a totally professional appearance with one of these "IBM type" casings, includes room for 2 5 1/4 inch disk drives and connection ports. Dimensions 49x39x5cm.

Cat. X11090 **\$119**

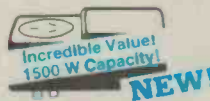


### RITRON MULTI PURPOSE MODEM

Our New RITRON Multi Purpose Modem has arrived and has all the standards you require. Just check the Ritron's features.

- CGITT V21 300 Baud Full duplex
- CGITT V23 1200/75
- Bell 103 300 Full duplex
- Bell 202 1200 Half duplex
- Auto answer, auto disconnect.
- Telecom Approval No. C84/37/1134

1200/75 baud  
Cat. **\$99**



### SUPPRESSION FILTER

- Suppresses over a wide frequency range 100Hz to 50MHz
- Incorporates voltage dependent transient suppression device
- Ideal for word processors, personal computers etc. Will also suppress interference on audio and video equipment
- Voltage drop on full load 1.5 volts
- Earth leakage at 250V 50Hz is 0.35mA
- DC resistance 50 milliohms - series inductance 3.5mH
- Current rating 6 amps at 250V-50Hz

Cat. X10094 **\$39.95**



## 6809 "UNIBOARD" NEW SINGLE BOARD COMPUTER KIT!

Many software professionals feel that the 6809 features probably the most powerful instruction set available today on ANY 8 bit micro. Now, at last, all of that immense computing power is available at a truly unbelievably low price.

### CHECK THE FEATURES!!!

- 64K RAM using 4116 RAMS
- 6809E Motorola CPU.
- Double Density Floppy Disk Controller for either 5 1/4 or 8 inch drives. Uses WD 1793.
- On board 80 x 24 video for a low cost console. Uses 2716 Char. Gen. Programmable Formats. Uses 6845 CRT controller.
- ASCII Keyboard parallel input interface. (6522).
- Serial I/O (6551) for RS232C or 20 MA loop
- Centronics compatible parallel printer interface (6522).
- Bus expansion interface with DMA Channel (6844).
- Dual timer for real clock application.
- Powerful on board system monitor. (2732). Features commands such as Go to, Alter, Fill, Move, Display, or Test Memory, Also Read and Write sectors Boot Normal, Unknown and General Flex.
- PC board is double sided, plated through solder masked, 11 x 11 1/2 inch.
- Includes the powerful 3rd generation Motorola 6809 Processor. Ideal for colleges, O.E.M.'s, industrial and scientific uses!

### BLANK PC BOARD WITH PAL'S AND TWO

EPROMS ..... (plus tax) **\$239**

5 1/4 OR 8 INCH SOURCE DISKETTE ADD ..... **\$25**

plus tax

COMPLETE KIT, FULLY SOCKETED, ALL OPTIONS

ARE STANDARD, NO EXTRAS TO BUY ..... **\$599**

including tax

Cat. Please allow 4 weeks for delivery.

**YOUR CHOICE OF POPULAR DISK OPERATING SYSTEMS.**

FLEX tm from TSC Cat. .... **\$359**

OS9 tm from Microwave Cat. .... **\$459**

(Please specify 5 1/4 or 8 Inch)



### PARALLEL PRINTER SWITCH

Tired of plug swapping when ever you want to change from one printer to another? This low-cost project should suit you down to the ground. It lets you have two Centronics-type printers connected up permanently, so that you can select one or the other at the flick of a switch. (ETI 666, Feb. 85)

Cat. 46660 **\$69.95**

### IC SPECIALS!

	1-9	10+	100+
4116	\$1.80	\$1.70	\$1.80
4164	\$2.75	\$2.55	\$1.95
2716	\$5.90	\$5.50	\$5.50
2732	\$6.25	\$5.95	\$5.50
2764	\$8.25	\$7.95	\$6.00
27128	\$12.50	\$11.50	\$7.50
6116	\$2.95	\$2.75	\$2.50
41256	\$14.50	\$12.50	\$10.00
62648	\$19.50	\$17.50	\$14.00

### Alpha lock for the Bee

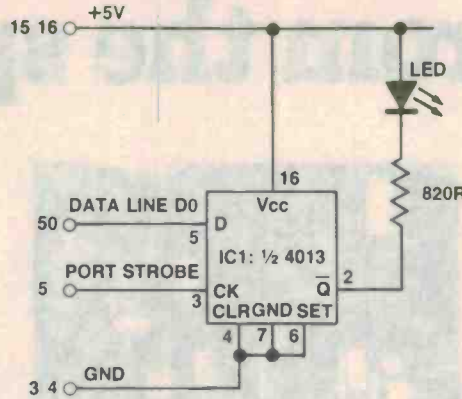
R. J. Martingdale, Springfield Court, Mill Park, Vic 3082

If you have an EPROM programmer, this is a project that might interest you. It involves minimal hardware alterations to a Microbee and the addition of a subroutine in the Bee's operating system to drive a shift lock LED, just like the big boys have.

All that is needed is a routine to read the state of memory location 0101H, and the addition of an LED driver routine. The read routine is done as an extension of the keyboard scan routine. Since this routine is called very often anyway, it is not necessary to worry about constant monitoring of the state of 0101H.

There are rather fortunately some spare bytes of ROM between A4EB and A4FD. To make the alterations use the

Figure 1.



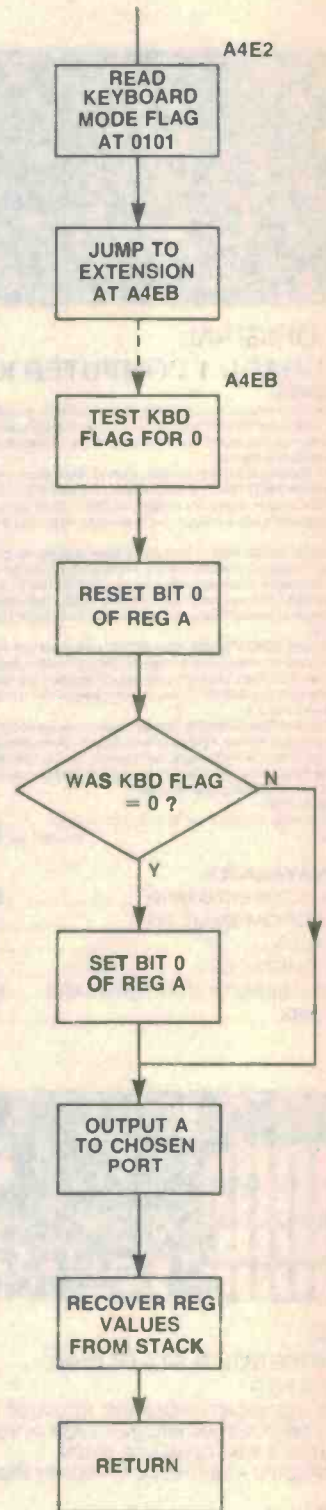
EXPANSION PORT PIN NOS

Bee's machine code monitor to download the block of RAM A000 to AFFF into a section of ROM, make the changes required as per the program and then burn a new EPROM.

The LED driver routine outputs to a convenient port where it is latched by a simple flip flop. Data line D0 only is latched and therefore the status of bits 1 to 7 is unimportant.

Figure 1 is a circuit diagram of the hardware add on. It consists of just one IC with the pins bent underneath and wires soldered directly onto them surrounded by heatshrink. It can be tucked away into any convenient place in the case. The LED may also be mounted in any convenient position, although the favoured position is inside the lock switch itself.

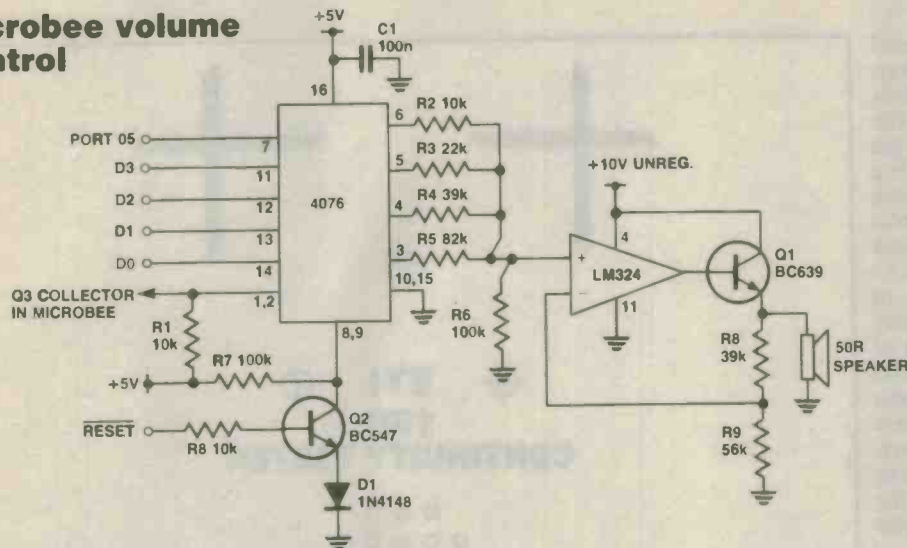
Figure 2. Extended routine flowchart.



ADDR	CODE	LINE	LABEL	MNEM	OPERAND
		00100		;Modified Microbee keyboard scan routine	
		00110		;Extended to add "Alpha-lock" indicator driver routine	
		00120		;R.Martindale 12/06/1985	
		00130			
0400		00140		DEFR	16
A4E2		00150		ORG	0A4E2
		00160			
		00170		;Tail end of scan routine (modified)	
		00180			
A4E2	JA0101	00190		LD	A, (0101) ;read kbd flag
A4E3	JB04	00200		JR	0A4EBH ;jump to routine extension
		00210			
A4E7	F6FF	00220		OR	0FFH ;unmodified section
A4E9	18ED	00230		JR	0A4D8
		00240			
		00250		;Keyboard scan routine extension	
		00260		;to drive kbd status indicator	
		00270			
A4EB	B7	00280		OR	A ;test kbd mode
A4EC	CB87	00290		RES	0,A ;set bit 0 of A accordingly
A4EE	2802	00300		JR	Z, LOKIND
A4F0	CBC7	00310		SET	0,A
A4F2	D304	00320	LOKIND	OUT	(04),A ;out status to chosen port
		00330			
		00340		;Relocated kbd scan routine end	
		00350			
A4F4	F1	00360		POP	AF
A4F5	E1	00370		POP	HL
A4F6	D1	00380		POP	DE
A4F7	C1	00390		POP	BC
A4F8	C9	00400		RET	
		00410			
A4F9	00	00420		NOP	
A4FA	00	00430		NOP	
A4FB	00	00440		NOP	
A4FC	00	00450		NOP	
A4FD	00	00460		NOP	
		00470			
0000		00480		END	

## IDEAS FOR EXPERIMENTERS

### Microbee volume control



The volume of the Microbee's speaker can be a little loud at times, so a volume control such as this sent in by L. M. Doyle of Milsons Point, NSW 2065, is a handy device. The ability to control volume from within the program can also enhance the presentation of software.

The volume of the Bee can

be controlled by an OUT 5,n command, where n is any value between 0 and 15. When n=0 the sound is off. When n=15 it is at maximum volume.

The 4076 latches the data written to the port and presents it to the DAC formed by R2-R5. When the speaker bit is toggled the output of the 4076

switches between tri-state and active modes. The output voltage level in the active mode is determined by the data in the 4076, while in the tri-state mode, R6 ensures an output of 0 volts.

The op-amp provides some gain for the speaker signal. An LM324 is used because its out-

puts have the ability to go right down to 0 volts. The reset line is used to tristate the inputs of the 4076 to avoid losing the data on a cold start.

All connections from the circuit to the Bee can be made on the lower board with the exception of the 5 volt supply, which should be battery packed to retain audio output at switch on. The battery supply can be obtained via pin 13 on the core board. This pin is not used on some Bee's, so the track to it can be cut and battery applied. This means the core board can be unplugged without desoldering any cables.

The data lines were taken from the outputs of IC9 on the Bee, while port 05 is available at pin 5 of IC39. The connection to Q3 is made after the speaker is disconnected and reconnected to the circuit. Finally, RESET can be found on pin 18 of X3.

The whole circuit can be built on a small pc board and double sided tape used to secure it to the underside of the lower board on the Bee.

## 'IDEA OF THE MONTH' CONTEST

Scope Laboratories, which manufactures and distributes soldering irons and accessory tools, is sponsoring this contest with a prize given away every month for the best item submitted for publication in the 'Ideas for Experimenters' column — one of the most consistently popular features in ETI Magazine. Each month we will be giving away a 60 W Portable Cordless Soldering Iron, a 240 Volt Charging Adaptor together with a Holder Bracket. The prize is worth approx. \$100.

Selections will be made at the sole discretion of the editorial staff of ETI Magazine. Apart from the prize, each person will be paid \$20 for an item published. You must submit original ideas of circuits which have not previously been published. You may send as many entries as you wish.

### COUPON

Cut and send to: Scope/ETI 'Idea of the Month' Contest, ETI Magazine, P.O. Box 227, Waterloo NSW 2017.

"I agree to the above terms and grant *Electronics Today International* all rights to publish my idea in ETI Magazine or other publications produced by it. I declare that the attached idea is my own original material, that it has not previously been published and that its publication does not violate any other copyright."

\* Breach of copyright is now a criminal offence.

Title of Idea .....

Signature ..... Date .....

Name .....

Address .....

Postcode .....



### RULES

This contest is open to all persons normally resident in Australia, with the exception of members of the staff of Scope Laboratories, The Federal Publishing Company Pty Limited, ESN, The Litho Centre and/or associated companies.

Closing date for each issue is the last day of the month. Entries received within seven days of that date will be accepted if postmarked to and including the date of the last day of the month.

The winning entry will be judged by the editor of ETI Magazine, whose decision will be final. No correspondence can be entered into regarding the decision.

The winner will be advised by telegram the same day the result is declared. The name of the winner, together with the winning idea, will be published in the next possible issue of ETI Magazine.


Contestants must enter their names and addresses where indicated on each entry form. Photostats or clearly written copies will be accepted but if sending copies you must cut out and include with each entry the month and page number from the bottom of the page of the contest. In other words, you can send in multiple entries but you will need extra copies of the magazine so that you send an original page number with each entry.

This contest is invalid in states where local laws prohibit entries. Entrants must sign the declaration on the coupon that they have read the above rules and agree to abide by their conditions.

## Project 168

Finally, mount the board onto the metal bottom of the box in the following way. Cover one side of the lid completely with insulating tape so the tape just overlaps. The idea is to have a neat layer of tape over the whole surface. Cut away the tape with a razor blade so the holes are free. Then stick the board onto the lid with foam double-sided sticky tape. I used "Permastik Double Mounts" bought from BBC Hardware — it's pretty handy stuff to have around, in fact you probably already have some. Only cover the part of the board that's free of track — it's deliberately laid out that way. When you stick the board onto the lid make absolutely sure it's positioned so the battery holder only just misses the end of the box. This is so much easier than drilling screws holes and such. Last but not least, screw the works into the box and check once again that it works.

To pretty things up you can calibrate the knob you've attached to the pot by holding different value resistors between the probes and checking where the beep starts by rotating the knob. Mark off each value on the lid and the job's completed. This project's already saved me hours (and many dollars) in checking out the motherboard I already mentioned. I'm sure it'll help you too. ●



At Last An Intelligent Way!

# ECTRON 800 SERIES BLUE BOX

Fixed Interconnection

The Solution for

Troubleshooting



Semi-Automatic Interfacing!

Ectron's 800 Series BLUE BOX range of RS-232 Interconnections and Testing Equipment takes the headaches out of matching your computer Data Communications to any VDU, PRINTER or other RS-232 PERIPHERALS.

For more information about the BLUE BOX range call or write to:



ECTRON

## ECTRON PTY LTD

94 Tram Road, Doncaster Vic 3108

Tel: (03) 848 8188

# boards, components, etc, Rod Irving Electronics!

PLEASE NOTE  
NEW MAIL ORDER  
PHONE NUMBER

**NEW! NEW! NEW!**



## PC 186 KIT

The Positronic Computers PC-186 single board Computer is a general purpose microprocessor based computer that is specifically designed for the small business and hobby computer market. The PC-18 uses the APX 80186-3 (8MHz) or APX 80186-1 (10MHz) microprocessor. By fully utilizing all of the integrated features of the 80816 the PC-186 provides more features than is found on any other single board computer.

### FEATURES:

- 80816-3 (8MHz) or 80816-2 (10MHz) central processor
- Small size - only 203mm x 250mm
- Low power requirements
- 128k, 256k, 412, or 1 Mbyte of memory on board
- Parity checking on memory accesses
- Double density Floppy Disc Controller for 8" or 5 1/4" drives
- Digital data separator requiring no adjustments
- Can control Cipher Floppy tape
- SASI hard disk interface
- Two asynchronous serial channels
- Centronics parallel printer adapter
- CMOS battery backed calendar clock
- I/O Expansion bus
- 16 Kbytes of EPROM (2764's)
- Diagnostic and bootstrap in ROM

The PC-186 may be purchased as either a mini-kit with only bare PCB and a minimum of necessary components; a full kit with all parts necessary to complete the construction of the PC-186; and as an assembled and tested single board computer. Please phone (03) 663 6580 for a price.



## APPLE\* COMPATIBLE CARDS

### PRINTER CARD

"Grappier" style card allows hi-resolution screen dumps to your Epson compatible printers. Fully functional for flexible flow of output.

Cat. X17029 \$85

### 80 COLUMN CARD

Ideal for use with CP/M. Your computer becomes capable of upper and lower case, with a full width screen of 80 characters. If you want to run Wordstar, or any good wordprocessing software, get this card.

Cat. X17019 \$85

### P.A.L. COLOUR CARD

Get some colour into your games. Use your Apple or compatible on the second television. Has both UHF and composite video outputs. Fully adjustable so you can fine tune it for a crisp clean image.

Cat. X17025 \$95

### SERIAL CARD

No card does it better. Want to hook in to bulletin boards or mainframes? Turn your computer into a dumb terminal. That's right! This serial card comes complete with software.

Cat. \$130



## IBM COMPATIBLE DISK DRIVE (NEW MITSUBISHI 4851)

Slimline 5 1/4" disk drive. Double sided, double density 500K unformatted, 40 track/side. Steel band drive system.

Cat. C11901 \$199



## BIG BOARD II

OVER 1,000 SOLD!

Jim Ferguson, designer of the "Big Board" distributed by Digital Research Computers, produced this stunning computer "Big Board II".

### FEATURES:

- **4 MHz Z80 CPU AND PERIPHERALS CHIPS:** The Ferguson computer runs at 4MHz. Its monitor code is lean, uses Mode 2 interrupts, and makes good use of the Z80-A DMA chip.
- **64K RAM + 4K STATIC CRT RAM 24K (E) EPROM STATIC RAM:** The "Big Board II" has the three memory banks: the first memory bank has eight 4164 RAM's that provide of user space and 4K of monitor space. The second memory bank has two 2K and 8 SRAMs for the memory-mapped CRT display and space for six 2732s or 2K x 8 static RAMS, or pin compatible (E)PROMs, the third memory bank is for RAM or ROM added to the board via the STD bus. Whether bought as a bare board, a full kit, or assembled and tested, it comes with 450S2732A EPROM containing the monitor.
- **MULTIPLE DENSITY CONTROLLER FOR S/D/S FLOPPY DISKS:** The "Big Board II" computer has a multiple density disk controller, it can use 1793 or 8977 controller chips. The board has two connectors for disk signal with 34 pins for 5 1/4" drives, the other with 50 pins for 8" drives.
- **EXCELLENT ON BOARD VIDEO:** The "Big Board II" computer uses a 6945S CRT controller and 8002 Video Attributes controller to produce a display of quality terminals. Characters are formed by a 5 x 7 dot matrix on 15.75KHz monitors and a 7 x 9 dot matrix on 15.75KHz monitors. The display is user programmable with the default display 24 lines of 80 characters.
- **STD BUS CONNECTOR:** "Big Board II" brings its bus signals to a convenient place on the PC board where users can solder a STD socket, bus cards can be plugged directly into it, and it can as well be connected by bus cable to industry standard card cages.
- **A Z80-A S100 = EIGHT PROGRAMMABLE COUNTER/TIMERS:** The "Big Board II" has two Z80-A CTCs. One is used to clock data into and out of the Z80-A S100, while the other is for systems and application use.
- **PROM PROGRAMMING CIRCUITRY AND SOFTWARE:** The "Big Board II" computer has circuitry and drivers for programming 2716s, 2732(A)s, or pin-compatible (E)PROMS.
- **CP/M CAPABILITY:** CP/M with Russel Smith's CBIOS for the "BIG BOARD II" is available. (plus tax) \$230  
The CBIOS "5" or "8" is avail. separately. (plus tax) \$65

Cat. K41015

**NOW \$595**

(plus tax)

Less 10% for 3 or more!! Assem. and Tested \$849 (plus tax)



## UV EPROM ERASER

Erase your EPROMs quickly and safely. This unit is the cost effective solution to your problems. It will erase up to 9 x 24 pin devices in complete safety in about 40 minutes (less for less chips). Features include:

- Erase up to 9 chips at a time
- Chip drawer has conductive foam pad
- Mains powered
- High UV intensity at chip surface ensures EPROMs are thoroughly erased
- Engineered to prevent UV exposure
- Long life UV tube
- Dimensions 217 x 80 x 68mm
- Weight 670 grams

Cat. \$89.50



## SOLDER CENTRONICS PLUGS

Universal price for absolute top quality Normally \$14.95 (Our opposition charge up to \$19.95)

1-9 \$6.50 10+ \$5.95 100+ \$4.95



## EPROM PROGRAMMER

If you have ever wanted to rewrite or extend the operating system of your microcomputer or if you're interested in dedicated microprocessor applications then this EPROM Programmer is just the thing. It is an inexpensive unit that uses readily available IC's, interfaces directly to the expansion bus on the back of all the popular 8080/Z80 microcomputers and programs 2708's, 2716's, 2758's and 2732's. (EA July '80) 80PP71


Cat. \$79.50 (Howwood case supplied)



## 36 WAY CENTRONICS CRIMP PLUG

Cat. P12200

1-9	10-99	100+
\$7.95	\$7.50	\$7.25



## THE LITTLE BIG BOARD

### FEATURES:

- Z80A CPU (4 MHz)
- 65,536 bytes of RAM
- Two RS232C I/O ports
- Battery back up realtime clock and calendar.
- Up to four, 8 inch or 5 25 inch double sided, double density or single density floppy disk drives.
- Full STD Bus
- Designed for CP/M, MP/M and CP/NET systems.

Cat.

(including tax) \$459


## NEW PHONE PLUGS & SOCKETS

We hear on the grapevine that all future installation will use the U.S.A type of plug and sockets for communication lines.



- U.S. plug to U.S. plug
- Replacement hand set cord
- Length 4.5 metres
- Colours: cream, dark brown.

Cat. Y16022 \$7.95



- U.S. plug to U.S. socket
- Length 10 metres
- Cream colour cable

Cat. Y16024 \$8.95



- Australian plug to U.S. socket
- Length 10cm
- Cream colour cable

Cat. Y16026 \$6.95



- U.S. plug to 2 U.S. sockets
- Length 10 metres
- Cream colour cable

Cat. Y16028 \$10.95



## RS232 MINI PATCH BOX

- Interface RS232 devices
- With male to female 25 pin inputs
- 25 leads with tinned end supplied
- Complete with instructions

Cat. X15654 \$25.95



- Serial to Serial Cat. P19011 \$24.95
- Parallel centronics to centronics. Cat. P19013 \$29.95



**ROD IRVING ELECTRONICS**  
425 High Street,  
NORTHCOTE, 3070  
VICTORIA, AUSTRALIA  
Phone (03) 489 8866  
48-50 A Beckett Street,  
MELBOURNE, 3000  
VICTORIA, AUSTRALIA  
Ph. (03) 663 6151  
Mail Order and  
correspondence:  
56 Renver Rd.,  
CLAYTON 3168  
TELEX: AA 151938



**NEW MAIL ORDER HOTLINE**  
(03) 543 7877  
(2 lines)

**POSTAGE RATES**

\$1-\$9.99	.....	\$2.00
\$10-\$24.99	.....	\$3.00
\$25-\$49.99	.....	\$4.00
\$50-\$99.99	.....	\$5.00
\$100-199	.....	\$7.50
\$200-\$499	.....	\$10.00
\$500 plus	.....	\$12.50

This is for basic postage only. Comet Road freight, bulky and fragile items will be charged at different rates.




Errors and omissions excepted

# The all powerful trimmer - one of the best Allen-Bradley MOD POT<sup>®</sup> options.

This powerful, rugged trimmer is the latest addition to the Australian Allen-Bradley Mod Pot family. It has the design characteristics of a quality panel-potentiometer. Mod Pot Trimmers are assembled to order here in Australia at our Mod Pot Assembly Centre, so we can promise you extra fast delivery on your order of 1 or 500 pieces or more.

Allen-Bradley has over 75 years' experience in the manufacture of cost-effective, innovative electronic components which have established a world-wide reputation for quality and performance.



#### FEATURES:

- More consistent quality.
- More power.
- More versatility.
- PC board mounting.
- Linear and Log. tapers.
- A choice of Cermet, Carbon or Conductive Plastic elements.
- And you can mix and match resistance values up to 4 modules.

Call your nearest Allen-Bradley Electronic Components Sales Centre today for more information on the Mod Pot Trimmer, or any of the billion control options of the Allen-Bradley Mod Pot family.

See us on Stand 157 Eastern Annexe IRE ECON Exhibition '85



## ALLEN-BRADLEY

Design excellence and quality in the best tradition.

VIC. 188 Whitehorse Road, Balwyn, 3103. Ph. 80 6171  
 N.S.W. 22 Parramatta Road, Lidcombe. 2141. Ph. 648 2652  
 QLD. 1925 Logan Road, Upper Mt. Gravatt, 4122. Ph. 343 7900  
 W.A. P.O. Box 23, Subiaco, 6008. Ph. 387 1702  
 S.A. K. D. Fisher, P.O. Box 170, St. Marys, 5042. Ph. 277 3288

## GET AMONGST THE ACTION!

Australian SCANNER'S WORLD is the book that will introduce you to that other world 'beyond the shortwaves'. It contains an introduction to scanning and scanners, an article on scanner antennas — including how to build and to erect antennas. The major part of this book is the "Listener's Guide"; computer-sorted listings of services throughout Australia and New Zealand, with their frequencies listed in both frequency order and alphabetical order by service. Beacons are listed also. Your copy is available by mail order direct from:

**Federal Marketing**  
 P.O. Box 227,  
 Waterloo, NSW 2017

Please add \$1 to the cost of the magazine to cover postage and handling. (Add \$5 to these charges for air mail postage outside Australia.)

**For only \$5.95**

**Scanner's World**  
 Computer-sorted Frequency Listings  
 • How to Scan  
 • Beacons, Satellites  
 • Emergency Services  
 • Over 1000 D.F. Beacons

Setting Up Your Antenna  
 The Listener's Guide

## Dot Matrix 100 cps Peripheral Printer **CPA 80**



- 80 columns
- Full ASC11 character set
- Bi-directional printing
- Centronics interface
- Optional RS-232C (serial) **\$299 incl tax**

Represented in Australia by  
**Electrical Equipment Limited**

Measurement & Control Division  
 Unit C, 8 Lyon Park Road,  
 North Ryde, NSW 2113  
 Tel: (02) 888 9000 Telex: AA22692

Melbourne (03) 429 1122 Adelaide (08) 272 3588  
 Brisbane (07) 44 4801 Perth (09) 275 6655


# SAVE \$\$\$




Multitech Mother Board  
256K, FDD Controller, RS232 +  
Centronics I/F 5 Slots BIOS 2.21  
Full technical manual and more.  
Build your own "PC".  
Save \$\$\$.



Colour Graphic I/F CGA-PC/I  
80x25 Text, Colour  
IBM Compatible



ACA-PC Com. 1 & 2 for PC  
2xRS232IF to your PC  
Many other I/F cards for PC  
available. Please call.



Creative Technology Inc.  
printers include square inc.  
head technology for solid horiz.  
and vert. lines, tract/frict.,  
paper feed, true descenders  
graphics and 4K buff sockets.  
Centronics (P) RS232 (S) with  
x on/x off available.

CPA-80 25 cm. 100 cps.  
CPB-80 25 cm. 130 cps. 2K buff.  
CPB-136 38 cm. 130 cps. 2K buff,  
linear tractor.  
Call for low \$\$\$.

**energy  
CONTROL**

ENERGY CONTROL PTY. LTD.  
P.O. Box 97, Mitcham, Vic. 3132  
R.F. 2000, Australia  
Phone: (03) 873 3777  
Telex: N230135  
AUDITOR

AUST. OFFICE 73 ERIC ST, GOODNA, Q. 4300

## PROGRAMMABLE POCKET SCANNER

### —MICROCOMM— SX-155

### PROFESSIONAL POCKET SCANNER WITH OVER 45,000 CHANNELS & 160 MEMORIES



The Microcomm SX-155 represents the latest develop-  
ments in State-of-the-art LSI CMOS technology as applied  
to scanning monitor receivers. It incorporates many  
features, a lot of which are not even found in today's larger  
base scanners.

For example the SX-155 has 160 memory channels which  
can be programmed in either of two modes. The first allows  
you to manually program the entire 160 channels. The  
second mode provides for manual programming of the first  
40 channels with the top 120 reserved for use by the SX-155  
while in its SEARCH mode. It uses these channels to  
automatically store frequencies on which it has found  
signals during the search phase.

The SX-155 also features a Priority Channel (for that  
important frequency). An LCD display providing readout of  
all receiver functions including an accurate crystal controlled  
24 hour clock.

Supplied complete with rechargeable Nicad batteries  
charger, and rubber duck antenna, the SX-155 is a must for  
anybody with an interest in monitoring.

**\$449** plus  
\$14.00 p&p.

AUSTRALIAN DISTRIBUTOR

**GFS ELECTRONIC IMPORTS**

Division of DERIBAR Pty. Ltd.

17 McKeon Road, Mitcham, Vic. 3132

PO Box 97, Mitcham, Vic. 3132

Telex: AA 38053 GFS

Phone: (03) 873 3777 3 Lines

# 'WHAT CRS PORTABLE HAS 40 CHANNELS?'

## ...THE ANSWER IS IN THE PALM OF YOUR HAND

Now you don't  
have to leave your  
communications behind  
when you leave your  
vehicle. The ICOM IC-40  
is a compact 40 channel  
UHF CRS field proven  
hand held, with optional  
3 Watts output power,  
the same as many  
mobile radios.

The IC-40 is  
perfect for  
jobs on the  
land, water  
or business.

Contact your  
local dealer for  
a demonstration  
of the most  
advanced CRS  
portable  
available in  
Australia.



Please post to:

ICOM AUSTRALIA PTY. LTD.  
7 DUKE STREET WINDSOR 3182.  
VICTORIA.

Name \_\_\_\_\_

Address \_\_\_\_\_

City \_\_\_\_\_ Postcode \_\_\_\_\_

or phone ICOM on (03) 51 2284



**ICOM**

The World System

IC0013



# SATELLITES SHINE ON IREECON SHOW

The Institute of Radio and Electronics Engineers' convention, IREECON, is the largest electronics show of its type in Australia. This year delegates will witness an exhibition and a conference programme of more than 300 papers.

Jon Fairall

IREECON '85 PROMISES to be the biggest and best IREECON yet. It's put on every second year by the Institute of Radio and Electronics Engineers of Australia as a forum for technicians and managers to discuss common problems and enthusiasms. This year's convention will be held from 30 September to 4 October at the Melbourne Royal Exhibition Building. IREECON is divided into two sections, a series of lectures and a product exhibition.

IREECON '85 will be dominated by the launch of Aussat 1, and many of the most

interesting exhibits and speakers are expected to come from the satellite sector of the market. Aussat itself will be heavily represented in the lecture series with eight of its top people delivering papers, plus a stand in the exhibition hall. The stand, we are assured, will be "spacey". Make what you will of that.

The big satellite users will be presenting their side as well, with papers from Telecom, the ABC and SBS. Manufacturers are also weighing in. Scientific Atlanta and Hughes Aircraft are both represented on

the lecture program. Hughes is augmenting its presence with a stand as well.

Satellite technology will be well in evidence on the exhibition stands. Andrew Antennas is planning to be the first to make a live demo of Aussat signals. It will also be showing off a locally designed fully mobile up- and down-link 4.6 m antenna for professional use amidst a plethora of TVRO dishes. Others to look out for include Antenna Engineering and Hills.

Since the last convention in 1983 optical fibre has well and truly climbed out of the

## EXHIBITORS AT IREECON '85

Acme Electronics	RH Cunningham	Jacques Electronics	Rank Electronics
Advanced Automation	MB & KJ Davidson	Jennis Steel Construction	R.F. Devices
Air Programs International	DB Audio	JNS Electronic Industries	Rockwell-Collins (Australasia)
Aladdin Industries	dbs Communications	Kodak (Australasia)	Rohde & Schwarz (Australia)
Alcatel-Thomson	Dept of Defence	Klarion Enterprises	Rose Music
Allen-Bradley	Dept of Defence (EDE)	Leatham Electronics	Royal International
Ampex Australia	Dept of Defence Navy	Macey's Electrical Accessories	Scientific Devices Australia
Amtron Tyree	Digital Equipment Corp	Magna-Techonics (Australia)	Singapore Trade Development Board
Andrew Antennas	Dindima Group	Management Information Systems	Sony (Australia)
Antech	Electronic Development Sales	Matson Meltec	South Australia Technology Park
Antenna Engineering Australia	Electro-Voice	Mediavision Australia	Standard Communications
Applied Measurement Australia	Elite Electronics	Metal Fabrications (Vic)	Standard Telephones & Cables
Associated Controls (Australia)	Eimeasco Instruments	RE Miller	Syntec International
Audio-Mix Systems International	Emona Enterprises	Mitsubishi Electric Australia	Tasmanian Development Authority
Audio & Recording Australia	Fairlight Instruments	MTE Electronics	TBC
Audio Telex Communications	Filmtronics (Australia)	NEC Australia	Techtel
AUSSAT	KD Fisher & Co	Olex Cables	Tektronix Australia
Austral Standard Cables	For A Company	OTC Australia	Telecom Australia
Australian Electronics Engineering	GEC Automation & Control	Pacific Communications	Telesat Canada
Australian Industrial Electronics	GEC Digital	Canon	Telmak
Automatic Edit Controllers (AEC)	GEC Radio	Continental Microwave	Temple-Smith Australia
AWA Redifusion	GE Direct Marketing	Pacific Electronics	Three Arts Services
John Barry Group	GetLit	Parameters	Torrens Industries
Belden Corporation	Group Television Services	Penn Central	TR Services
Robert Bosch (Australia)	Hagemeyer (Australasia) B.V.	Philips Electronic Systems	Turnbull Electronics
British Overseas Trade Board	Hanlmax	Pioneer Electronics Australia	Ulma
BWD Instruments	Harris Communications	Polar Electronic Industries	Varian
Canberra Development Board	Hawker de Havilland	Poul Kirk Electronics	Vema Australia
Century Communications (Aust)	Hextronics	Printed Circuits Qld	Vicom Australia
C&K Electronics (Aust)	Heyden-Spike Co	Pro-Log (Australia)	Vision Control
Clean Room Garments	Hills Industries	PSI Computer Systems	Western Australian Group, Dept of
Compacta	Hughes Aircraft Co	Quantum Electronics	Industrial, Commercial & Regional
Coltronic Trading	John S Innes	Quinto	Development
Consolidated Electronic Industries	Integral Fibre Systems	Radio Manufacturing Engineers	Xenitek
Crusader Electronic Components	IRT Electronics	Radiospares Components	

laboratory into the market, and this is reflected in the number of papers and exhibits dealing with optical fibre technology. But practitioners of the art still maintain a fairly 'way out' image. Prize for best title of the show goes to GE Rosman of Telecom with a paper entitled "Fleet Footed Photons Flatten Fermions".

Manufacturers showing optical fibre products include Australian manufacturer Integral Fibre Systems, with a range of communications devices that send RS232 compatible signals over several kilometres at 100 kbps without repeaters. It also has some fault detection equipment that should be interesting.

Broadcasters and broadcasting products are well represented on the stands. Companies with interesting products include Hagemeyer, which will be showing off a rejuvenated range of JVC professional products, including plumbicon and saticon cameras. RME will have audio processing systems, FM translators, cartridge machines and a C-QUAM AM stereo exciter.

Robert Bosch has some interesting European and US equipment, including its FGS 4000 graphics machine. Main contest in video machine interest is likely to come from Fairlight Instruments, which will be showing off its Computer Video Instrument, and Quantum, distributors of the Quantel Paintbox and other video goodies.

A lot of interest is likely to be generated by the British stands at the show. Eleven

British companies have got together to provide a view of the latest in British broadcasting technology. It was put together by the Association of Sound and Communication Engineers, which has hired 220 square metres of exhibition space. Products on display include record cleaning equipment from Keith Monks, timecode generators and readers from Avitel, autocues from Autocue Limited, conference systems from Auditel, an Aston4 video character generator and in-line mixing consoles from Soundcraft.

Another trend visible in the show is the emphasis on new manufacturing techniques like surface mounting and VLSI. There will be papers delivered by Clarke and Paltridge of Austek, the Adelaide semiconductor manufacturer, and another by A Legrand of NSD Australia on gate array technology.

Electronic Development Sales will be showing off its disk controlled wire wrapping machine from Spain; Royel International will have soldering tools and manufacturing work stations and Penn Central will be showing some pick-n-place machines from Dynapert.

There is perennial interest during the exhibition in the suppliers of test and measuring instruments. Rohde and Schwarz will highlight the latest developments in the field with an advanced LF-HF radiomonitoring receiver, a scaler network analyzer coupled to a sweep generator and the MUF 2 transcope, which, according to R&S is all

you will ever need to troubleshoot a TV transmitter. R&S will also have a Grundig field strength meter on show.

BWD will be showing a lot of equipment from Hang Chung with a BWD badge on it. Pride of place will go to the company's Powerscope 2. This is a 5 channel 50 MHz CRO valued at around \$3000, designed to replace the Powerscope 1.

STC has some instruments especially tailored to optical fibre system analysis. One is an Anritsu Chromatic Dispersion Characterizer, another an optical spectrum analyzer. STC will also have broadcast test gear amid spectrum analyzers and frequency counters.

Elmeasco will be in the running with Biomation logic analyzers and the latest in test gear from John Fluke in the US. As well, the company is distributing for Datacom North West which makes modems and communications equipment.

IREECON '85 will also provide a show-ground for some of the companies that provide services to the industry. Radiospares will be there with resistors, capacitors and just about everything that was ever stuck on a circuit board, Austral Cables will be showing off its range of cables and fibres and DEC, the big computer maker, will be showing what can be achieved with DEC-time. If you want to know what it is, get along to Melbourne.

You don't look a day older than when we met in the bar at IREECON '83. Nothing changes much, I suppose

Oh, I don't know.... have you seen the new digital "what's it," and the micro processor controlled "thing-a-me" at the exhibition.

Hey! That's a good line for my boss when I get back

WELCOME AGAIN  
DELEGATES & VISITORS



You'll be able to pick up more than a few state-of-the-art ideas to impress the boss. Don't miss IREECON, Australia's own professional electronics convention. Monday Sept. 30 to Friday Oct. 4, Royal Exhibition Building, Melbourne. Open to trade only ... phone for trade passes.

**IREECON '85**

The IREE Australia, 3rd Floor, 35 Clarence Street, Sydney 2000. Ph. (02) 29 4051.

# THE MASTER-CARD SYSTEM SOLUTION

★ NEW RETAIL OUTLET

## THE MASTER-CARD — FEATURES

**THE MASTER-CARD** is a fully tested and proven Single Board Computer that provides all the necessary requirements for a complete computing system.

**THE MASTER-CARD** features a 4 Mhz Z80A CPU running CP/M Plus Version 3.0 with 128K of fast dynamic RAM and an 8K Monitor/BIOS Eprom — all standard. The floppy disk controller handles 3.5", 5.25", 8" and combinations of floppy disk drives. A CRT controller provides an 80 x 24 video display ready for connection to a video monitor.

Parallel keyboards and a Centronics printer are catered for by a Z80 PIO chip while a Z80 SIO provides the two RS232C serial ports.


Other features of **THE MASTER-CARD** include a battery backed real time clock, three spare 28 pin eprom sockets, 16 parallel TTL I/O lines and two expansion slots with Z80 signals.

## Using THE MASTER-CARD

**THE MASTER-CARD** is easy to use. Connect power, drives, keyboard and monitor and the job is done!

Video information from the board is connected via a standard RCA socket while all other signals for peripheral devices are brought out to standard .1 by .1 pitch connectors. Power is connected via a six pin plug on the board.

As with all SME Systems boards and systems, **FULL BIOS SOURCE CODE** is provided on a 5.25" 80 track disk (8" format optional) along with the ready to run CP/M Plus. This allows systems implimentors and hobbyists to tailor their boards to suit a specific task.



The Master-Card Single Board Computer

## The KNIGHT-2002

The **KNIGHT-2002** is a complete ready to use CP/M Plus microcomputer based on the powerful **MASTER-CARD** single board computer.

Features of this machine are its industry standard CP/M Plus, 128K byte memory, dual 1 Mb fast 3 Ms step drives and high quality ergonomic screen and keyboard.

The **KNIGHT** is housed in an attractive grey plastic case with the monitor placed on top and the keyboard located at the front.

**KNIGHT-2002** is aimed at the smaller business and advanced hobbyist market where the 1 Mb floppy disks provide enough storage for most normal needs.

Software for **KNIGHT** can be chosen from the world wide market since **KNIGHT** uses the industry standard CP/M-80 (Plus) operating system and will run all standard CP/M programs.

Included with **KNIGHT** is the Utilities disk along with a comprehensive operator and technical manual that guides the user through startup, operation and repair of the unit.

## The KNIGHT-2012

The **KNIGHT-2012** is an expanded **KNIGHT-2002** with a half height 10 Mb mini Winchester hard disk drive replacing one of the floppy disk drives.

Supplied with this **KNIGHT** are programs to allow backing up data from the hard disk to floppies giving complete data security. The combination of hard disk and **KNIGHT** features make this computer one of the most powerful and fast computers in its class.

This high capacity unit is primarily designed for the needs of larger businesses where stock, payroll and accounting data far exceed the capabilities of floppy disks.

## THE MASTER-CARD

### Specifications

CPU	Z80 @ 4 Mhz
RAM	128 K Dynamic
EPROMS	8 K MonBios Eprom 3 Spare 28 pin sockets
KEYBOARD	Parallel Keyboard Port
DISPLAY	80 x 24 CRT Display Eprom
SERIAL PORTS	2 by RS232C Serial
BAUD RATE	Software Programmble
PRINTER	1 Centronics Printer Port
TTL I/O	20 TTL I/O Lines
DISKS	8" Floppy Disk Support 5.25" Floppy Disk Support Winchester via add-on card
O.S.	CP/M Plus version 3.0
CLOCK	Real Time, Backed
EXPANSION	2 Slots
PCB	Resist, Legend, Plated Thru Double sided
SIZE	215 x 280 (8.5" x 11")
POWER	+5v @ 1.2A, +12v/-12v @ 0.1A

## KNIGHT-2002 Specifications

\* ALL the features of THE MASTER-CARD

KEYBOARD	.87 keys, Tactile feedback
FUNCTION KEYS	Yes, 10 programmable
KEYPAD	Numeric + Cursor
ERGONOMIC	Yes, low profile with tilt
DISPLAY	Separate Green Video Monitor
DISKS	2 x 1 Mb DSDD
EXPANSION	2 Free slots
SIZE	120h x 465w x 430d

## KNIGHT-2012 Specifications

* The KNIGHT-2002 plus the following.	
DISKS	1 x 1 Mb Kb floppy disk 1 x 10 Mb hard disk
EXPANSION	1 Free slot

\* All disk sizes unformatted



**SME**  
SYSTEMS  
THE PROBLEM SOLVERS



SME SYSTEMS PTY. LTD.  
Incorporated in Victoria

FACTORY—22 Queen St. Mitcham, 3132  
(03) 874-3666 Telex AA37213  
RETAIL SALES—Cnr Middleborough & Whitehorse  
Rds, Blackburn, 3130 (03) 877-1622

	EXEMPT	TAX
MASTER-CARD (with CP/M Plus)	\$ 895.00	\$125.30
KNIGHT-2002 1 + 1 Mb	\$1995.00	\$279.30
KNIGHT-2012 1 + 10 Mb	\$4600.00	\$644.00
Video Monitor (Green screen)	\$ 175.00	\$ 24.50
Hard disk interface (#3100)	\$ 175.00	\$ 24.50
Wire wrap card (#3120)	\$ 40.00	\$ 5.60
Utility Disk and manual	\$ 50.00	\$ 7.00

\* Prices and Specs. Subject to change without notice.  
\* Trade Enquiries welcomed.

rie

# ROD IRVING ELECTRONICS

425 High Street, NORTHCOTE, 3070 VICTORIA, AUSTRALIA Phone (03) 489 8866  
 48-50 A'Beckett Street, MELBOURNE, 3000 VICTORIA, AUSTRALIA Ph. (03) 663 6151  
 Mail Order and correspondence: 56 Renver Rd., CLAYTON 3168 TELEX: AA 151938  
 Mail order customers please allow for postage and handling. Comet Road freight is extra.  
 Certified Post for orders over \$100 included "free" I Registered Post for orders over \$200 included "free" I  
 Bankcard, Visa and Mastercard welcome.

PLEASE NOTE  
 NEW MAIL ORDER  
 PHONE NUMBER



**5 1/4" FLOPPY DISK SPECIALS!**

XIDEX	1-9	10+
S/S D/D	\$31.00	\$29.00
D/S D/D	\$38.00	\$36.50

**VERBATIM DATALIFE**

S/D D/D	\$27.95	\$26.95
D/D D/D	\$39.95	\$37.95

**VERBATIM VALULIFE**

S/D D/D	\$24.95	\$22.95
D/D D/D	\$31.95	\$29.95



**IBM COMPATIBLE COMPUTER**  
 256K RAM, colour graphics,  
 2 serial and 1 parallel ports.  
 2 disk drives, 3 months warranty  
 an incredible \$1,950  
 \*IBM is a registered trademark.



**APPLE COMPATIBLE SLIMLINE DISK DRIVES**  
 Cat. X19901  
 1-9 10+  
 \$225 \$220  
 (\*Apple is a registered trademark.)



**XIDEX PRECISION SCREEN**  
 Headaches, fatigue and tired eyes  
 are a common complaint from users  
 of CRT's. But studies have reported  
 that the use of the Xidex Precision  
 Screen, actually increases  
 efficiency 20% while relieving eye  
 strain, headaches and general  
 fatigue.  
 1-9 10+  
 \$39.70 \$37.00



**RITRON 2**  
 Stylish swivel base monitor,  
 available in amber or green.  
 1-9 10+  
 Green Cat. X14500 \$205  
 Amber Cat. X14500 \$205



**JUKI PRINTER**  
 Professional daisy wheel printer  
 18CPS full incremental mode Diablo  
 630 emulation. Large range of daisy  
 wheels. 8K internal buffer available.  
 Cat. \$785



**ENP 1091**  
 Near letter quality mode. 120 C.P.S.  
 Down loadable character set,  
 Graphics, Italics emphasized etc.  
 Was \$499 \$479



**READY MADE CABLES**  
 Serial to Serial \$24.95  
 Cat. P19011  
 Parallel centronics to centronics.  
 Cat. P19013 \$29.95

**NEW! 64K PRINTER BUFFER KIT!**  
 This kit, available  
 exclusively from Rod Irving  
 Electronics, is the ideal way to  
 free up your computer when YOU  
 want to use it! Do away with those  
 annoying delays while your  
 printer grinds away. This 64K  
 buffer will hold 16 average pages  
 of text! This kit is easy to build for  
 the average hobbyist!  
 Cat. K96700 \$149

## LOOK AT OUR PRICES!

## LOOK AT OUR RANGE!



**RITRON MULTI PURPOSE MODEM**  
 Our New RITRON Multi Purpose  
 Modem has arrived and has all the  
 standards you require.  
 Just check the Riton's features:  
 ● CCITT V21 300 Baud Full duplex  
 ● CCITT V23 1200/75  
 ● Bell 103 300 Full duplex  
 ● Bell 202 1200 Half duplex  
 ● Auto answer, auto disconnect.  
 Telecom Approval No. C84/37/1134  
 \$379



**MODEM PHONE**  
 Check the features and the value  
 for money of this stylish new  
 modem phone...  
 ● Speaker Phone with Built-in  
 Amplifier for Detecting Busy  
 Signal during communication.  
 ● Auto/Manual Answer, Manual  
 Originate, Auto Disconnect.  
 ● Carrier Detect Indication. 20  
 Memories (each with 18 Digits  
 Capacity) for Auto-dialing.  
 ● BELL 103 CCITT V21  
 Compatible.  
 ● 300 BPS Full Duplex.  
 ● Last Number Redial.  
 ● Pushbutton Keyboard.  
 ● Volume High or Low Control.  
 ● FCC Approved Direct Connect.  
 ● "In-use" Dialing Indicator.  
 Cat. X19105 \$199  
 (Not Telecom approved)

**BAUD RATE/BIT CONVERTER FOR RITRON MODEM**  
 1200/75 baud  
 Cat. \$99



**REPLACEMENT KEYBOARDS**  
 ● For Apple  
 ● 42 single key BASIC command  
 ● One chip custom design encoder  
 ● Made by ALPS, life time.  
 ● 10 million operations  
 ● Dimension: L340xW110xH42mm  
 Cat. KC2002 \$79.50

**MITSUBISHI DISK DRIVES**  
**M2896-63**  
 Slimline 8" Disk Drive, Double sided  
 Density No AC power required. 3ms  
 track to track, 1.6 Mbytes  
 unformatted, 77 track side 10s/su/10  
 bit soft error rate.  
 Cat. C11916 \$550  
 Case & Power Supply to suit  
 Cat. X11022 \$159

**M2894**  
 Standard size 8" drive, Double  
 sided, double density, 1 Mbyte  
 unformatted, 3ms track to track, 80  
 track/side, 5922 bits/inch.  
 Cat. C11914 \$630  
 Case & Power Supply to suit  
 Cat. X11011 \$99

**M4854**  
 Slimline 5 1/4" disk drive, Double  
 sided, double density, 96 track/inch,  
 9621 bit/inch, 1.6Mbyte unformatted  
 3ms track to track access, 77 track/  
 side.  
 Cat. C11904 \$350  
 Case & Power Supply to suit.  
 Cat. X11011 \$99

**M4853**  
 Slimline 5 1/4" disk drive, Double  
 sided, double density, 1 Mbyte  
 unformatted, 3ms track to track, 80  
 track/side, 5922 bits/inch.  
 Cat. C11903 \$260

**M4851**  
 Slimline 5 1/4" disk drive, Double  
 sided, double density 500K  
 unformatted, 40 track/side, Steel  
 band drive system.  
 Cat. C11901 \$199  
 Case & Power Supply to suit  
 Cat. X11011 \$99

**M4855**  
 Slimline 5 1/4" disk drive, double  
 sided, double density, 96 track/inch  
 2.0 Mbytes unformatted.  
 Cat. C11905 \$385

**MF351**  
 3 1/2" Standard size disk drive,  
 Single sided, double density.  
 Cat. C11921 \$225

**PHOENIX 5**  
 Suits Apple, Commodore, even your  
 VCR!  
 ● Pal and R.G.B.  
 ● Normal Resolution  
 ● 13" CRT Dot Pitch 0.65mm  
 ● Horiz. Resol. 320 TV lines  
 ● Vert. Resol. 560 TV lines  
 ● Display Characters 1,000  
 Ch.(40x25)  
 ● 16 Colours (Pal)  
 ● Green text display  
 Cat. X14522 \$499

**PHOENIX 4**  
 ● R.G.B. TTL  
 ● High Resolution  
 ● 13" CRT Dot Pitch 0.31mm  
 ● Horiz. Resolution 720 dots  
 ● Vert. Resolution 240 T.V. Lines  
 ● Display Characters 2000  
 Ch. (80 x 25)  
 ● 8 Display colours and intensity  
 ● Green text display  
 Cat. X14520 \$849

**IC SPECIALS!**

1-9	10+	100+
4116	\$1.80	\$1.70
4164	\$2.75	\$2.55
2716	\$5.90	\$5.50
2732	\$6.25	\$5.95
2764	\$8.25	\$7.95
27128	\$12.50	\$11.50
6116	\$2.95	\$2.75
41256	\$14.50	\$12.50
62648	\$19.50	\$17.50

**RITRON 1**  
 Our most popular model in a steel  
 cabinet to minimise R.F.L.  
 interference.  
 Green, Cat. X14500 \$199  
 Amber Cat. X14500 \$209



**PHOENIX 4**  
 ● R.G.B. TTL  
 ● High Resolution  
 ● 13" CRT Dot Pitch 0.31mm  
 ● Horiz. Resolution 720 dots  
 ● Vert. Resolution 240 T.V. Lines  
 ● Display Characters 2000  
 Ch. (80 x 25)  
 ● 8 Display colours and intensity  
 ● Green text display  
 Cat. X14520 \$849

**PHOENIX 5**  
 Suits Apple, Commodore, even your  
 VCR!  
 ● Pal and R.G.B.  
 ● Normal Resolution  
 ● 13" CRT Dot Pitch 0.65mm  
 ● Horiz. Resol. 320 TV lines  
 ● Vert. Resol. 560 TV lines  
 ● Display Characters 1,000  
 Ch.(40x25)  
 ● 16 Colours (Pal)  
 ● Green text display  
 Cat. X14522 \$499

**PHOENIX 4**  
 ● R.G.B. TTL  
 ● High Resolution  
 ● 13" CRT Dot Pitch 0.31mm  
 ● Horiz. Resolution 720 dots  
 ● Vert. Resolution 240 T.V. Lines  
 ● Display Characters 2000  
 Ch. (80 x 25)  
 ● 8 Display colours and intensity  
 ● Green text display  
 Cat. X14520 \$849

**IC SPECIALS!**


1-9	10+	100+
4116	\$1.80	\$1.70
4164	\$2.75	\$2.55
2716	\$5.90	\$5.50
2732	\$6.25	\$5.95
2764	\$8.25	\$7.95
27128	\$12.50	\$11.50
6116	\$2.95	\$2.75
41256	\$14.50	\$12.50
62648	\$19.50	\$17.50



**APPLE COMPATIBLE CARDS**  
 Printer Card Cat. X17029 \$95  
 Drive Card Cat. X17019 \$95  
 Speech Card Cat. X17031 \$85  
 80 Column Card Cat. X17025 \$95



**DISK STORAGE BOXES**  
 Efficient and practical, these disk  
 storage boxes protect your disks  
 from being damaged or lost.  
 50's. Features smoked plastic cover  
 with provision for a lock. High impact  
 ABS plastic base.  
 Cat. C16025 \$26.50  
 50's. Features smoked plastic cover  
 Divided into 10 sections, each fan  
 elevates the disks for easy  
 identification and access.  
 Cat. C16050 \$34.50



**FULL RANGE OF ITOH PRINTERS**  
 8510 SP 180 C.P.S.  
 tax exempt \$773 incl. tax \$928  
 1550 SP 180 C.P.S.  
 tax exempt \$1,000 incl. tax \$1,167  
 8510 SC (Colour)  
 tax exempt \$906 incl. tax \$1,057  
 1550 SC (Colour)  
 tax exempt \$1,132 incl. tax \$1,321



**"IBM TYPE" COMPUTER CASING**  
 Give your kit computer a totally  
 professional appearance with one of  
 these "IBM type" casings, includes  
 room for 2 5 1/4 inch disk drives and  
 connection ports. Dimensions  
 49x39x5cm  
 Cat. X11090 \$119

# SOFTWARE! From our software division, C-Tech!

C-Tech offer software at bargain prices, a full range of Microsoft, Digital Research, Software Source and Arom Pacific and expert, unbiased advice on a personal level. And on top of all that, C-Tech is in Melbourne!

LOTUS 1.1.1 ..... Only \$645  
 WORD STAR ..... Only \$395  
 WORD STAR 2000 Plus Only \$635

**IBM & COMPATIBLES**  
 PC All-in-One Over one hundred disk  
 formats available with this amazing  
 software exchange program.  
 Our Price \$95  
 Sargon II After work relax with  
 this intelligent chess program.  
 Our Price \$77

**TURBO PASCAL 3.0** Designed to  
 meet the requirements of all  
 categories of users: it offers the  
 student a friendly interactive  
 environment which greatly aids  
 the learning process; and in the  
 hands of a programmer it becomes  
 an extremely effective development  
 tool. Our Price \$129

**SMARTKEY** Lets you redefine each  
 key on your keyboard to become  
 whatever, whenever you want it,  
 saving time and energy.  
 Our price \$69

**TYPEQUICK** This quick course of  
 10 lessons is the same one used by  
 professionals in colleges because it  
 is the most effective system  
 available. Our price \$83

**MULTIPLAN** Features variable  
 column widths, file consolidation,  
 unlimited display windows and  
 alpha/numeric sorting, just to  
 name a few. Our price \$319

**MODEM 86** Modem 86 is an  
 extensive communications package,  
 featuring terminal emulation,  
 reliable file copying, connects to an  
 8086/8088 system and practically  
 any host. Our price \$195

**FILEBASE** A user friendly, variable  
 length data base. Available in most  
 popular formats. Our price \$179

**SAMNA WORD 3** Has all the  
 features normally only found on  
 dedicated word processors. This  
 includes line graphics, windowing,  
 ability to zoom out and preview the  
 layout of the page in miniature.  
 True proportional printing, and  
 text in columns. Our Price \$775

**BANK STREET WRITER** Packed  
 with powerful features like more  
 expensive word processors, it has  
 all the capabilities you need to  
 produce reports, articles, memos  
 etc. Available for the Apple II and  
 Ite. Our price \$89

**SOFTWARE FOR THE MACINTOSH**  
 The Word ..... \$299  
 Sargon II ..... \$80  
 Multiplan III ..... \$299  
 Basic ..... \$225

## C-Tech

1st floor, 48 A'Beckett Street, Melbourne 3000 Phone (03) 663 6580  
 Microbee/Mytek software now available on disk!  
 Software Mail Orders welcome. Mail orders for software orders, and only software orders, should be sent to:  
 C-Tech, 1st floor, 48 A'Beckett Street, MELBOURNE 3000

Errors and omissions excepted

# RS232 quick cabler

The Quick Cabler-20, distributed in Australia by Datacraft, permits the interconnection of terminals, printers and other RS232 devices — and tells you how it did it.


The device has three slide switches which perform line swapping functions. Configuration changes are performed on pins [2] Transmit Data, [3] Receive Data, [4] Request to Send, [5] Clear to Send [6] Data Set Ready, [8] Data Carrier Detect, and [20] Data Terminal. Each of the swapping functions performed by the switches is clearly labelled on the box so the user is kept aware of the current configuration.

Six tri-state LEDs monitor both positive and negative voltage on pins 2, 3, 4, 5, 6, and 20. There is also a lead forcing function that helps satisfy even the

most non-standard lead requirements. The unit pulls pins 16 and 25 to a logic "1".

An instruction manual provides a checklist of factors, outside the basic RS232 cabling requirements which are critical to successful interfacing. This manual is permanently attached to an inside compartment of the Quick Cabler-20 case, so it won't be lost!

The Quick Cabler-20 sells for \$228 including sales tax. It is featured in the Black Box Catalog available free from Datacraft, Maroondah Highway, Croydon, Vic 3136. (03)726-9911.



## Six-colour A4 plotter

An intelligent A4 plotter with six colours for drawing graphs on paper or overhead projection sheets has been introduced by Philips Test & Measuring Instruments.

With a high 60 cm/s positioning speed and a 40 cm/s writing speed, the PM 8154 plotter produces hard copy, colourful plots very quickly. A special printer mode with 56 characters/line and 40 lines/page enables simple addition of text.

The plotter is available with either an RS232 or an IEEE 4888 instrument bus interface as standard.

Other features include electrostatic paper hold-down and a special adaptor for Rotring pens, allowing a choice of line thicknesses.

For more information contact Philips Scientific and Industrial, 25-27 Paul St, Nth Ryde, NSW 2113. (02)888-0403.

## PC paintbrush

Technical Imports is marketing a new 'paint' package, the PC Paintbrush, for the IBM-PC family and most MS-DOS compatibles. It will run on most 320 x 200 colour graphics cards and on 19 higher resolution cards including the IBM Enhanced Graphics Adaptor, PCjr, Tecmar Graphics Master and the Hercules monochrome and colour boards.

With text there is a choice of 14 founts (roman, italic, sans serif, euro, etc) of both vector and bit-mapped types, presentable in 15 styles (light, medium, bold, shadow, outline, kerning, etc), and nine sizes. OCR founts and proportional spacing are also available.

The paintbrush has a selection of nine input/cursor control devices from a range of mice, joysticks, digitizers and touchscreens. The output list of 30 brand name devices includes printers, pen plotters, inkjet copiers and HP Thinkjet.

The PC Paintbrush allows the user to capture graphs, charts and images from any other graphics software (including Lotus 1-2-3, Wordstar, Super

Calc 3) and dress them with text, colours and textures. Pull-down menus provide countless drawing options such as 10 line widths, variable brush types, scaling area fill, definable fill patterns, zooming, a grid for regular shapes, snap-to grids, create / cut / store / recall / paste/move/copy entire creations or parts of your image as symbols/objects, etc. In the production of 3D pictures it is possible to invert, shrink, expand and tilt objects, plus rotate them in increments of 90 degrees.

The screen menu can be removed at will so the entire area can be filled with graphics or screen dumps to photographic output devices. In addition, stored pictures can be rearranged in any sequence and played back as an electronic slide show.

The PC Paintbrush is priced at \$250 RRP and there are no 'extra' cost options. For more details contact Technical Imports Australia, PO Box 176, Crows Nest, NSW 2065. (02)922-6833.

### Club Call

L. Linnertson has been elected secretary of the Newcastle Microbee Users Group. New contact address for the club is 6 Mowbray Ave, Edgeworth, NSW 2285. (049)58-4134.

The SVI-MSX Users Group has opened its membership ranks to all owners of MSX computers (regardless of make) in Australia, New Zealand, New Guinea and the South Pacific. The group has a comprehensive library of user-written software and publishes a monthly newsletter. For Tasmanian members there is a home banking service operated through the Island State Credit Union. Contact the group via PO Box 191, Launceston South, Tas 7249.

The Western Suburbs Microbee Users Group meets on the first Wednesday and third Thursday each month at the Multiple Sclerosis Centre, Cnr Furlong and St Albans Rds, St Albans, Vic 3021. Contact (03)741-3625, 336-1019 or for RBBS system (03)366-7055.

The Mugs 68xx Club, which deals with all facets of 68xx micro systems, meets at 7.30 pm on the second Tuesday of each month at Balwyn Branch Library, 366 Whitehorse Rd, Balwyn, Vic 3103. For further information contact club secretary Tony Douglas, 10 Savannah Cres, Epping, Vic 3076. (03)401-4592.

## BRIEFS

### More storage for IBM PC

Teac's PS-5150 mass storage system is plug compatible with the IBM-PC. It is a single compact unit that combines a 5¼" hard disk drive and the MT-2ST digital cassette tape streamer to give a capacity of 10M bytes formatted. For more information contact Measurement & Control Division, Electrical Equipment Limited, 2-8 Lyon Park Rd, North Ryde, NSW 2113.

### Educational software sourcebook

Tandy Australia Ltd has released a major reference manual, *The Educational Software Sourcebook*, covering over 600 software packages designed for classrooms and school administration. Copies are available from Tandy stores for \$14.95 RRP.

### CSIRONET commercial franchise

The Australian computer network CSIRONET has signed a commercial franchise agreement giving Intran Australia management and marketing rights for CSIRONET services in Perth and Adelaide. Intran is a proprietary company formed by the South Australian based Information Delivery Pty Ltd and the Western Australian non-profit company, Systems Research Institute of Australia. CSIRONET is claimed to be Australia's most extensive computer communications network.

### Microsoft Pascal

The new Microsoft Pascal 3.3 is able to link to Fortran, C and Macro Assembler. A major feature is the inclusion of a portion of the Microsoft C Library to support two function calls. For further information contact Microsoft Pty Ltd, 17 Rodborough Rd, Frenchs Forest, NSW 2086 (02)452-5088.

### Engineering graphics for PCs

The IBM Personal Computing Engineering/Scientific Series of hardware and software options offers extended graphics capabilities. Another new release from IBM, the Personal Computer Enhanced Colour Display and Enhanced Graphics Adapter, offers high-definition text and graphics in up to 16 colours simultaneously from a palette of 64 colours.

### Poor person's software


The California based Poor Person Software organization, which specializes in CP/M 2.2 computers, has appointed Glyphic Software of Sydney as its sole Australian distributor. An early release is the Write-Hand Man which allows the user to perform other tasks while wordprocessing or running a data base application. Catalogues are available from Glyphic Software, PO Box 391, Pennant Hills, NSW 2120.

### Software competition

A first prize of \$1000 is being offered in the Jacaranda National Educational Software Award, an annual competition established to encourage the design and development of high quality software for infant, primary or secondary school use. Prizes of \$500 and \$250 will be awarded to the runners-up. Entry forms are available from Jacaranda Software, 65 Park Rd, Milton, Qld 4064. Entries must be submitted by 1 November, 1985.

### Tape drive links

Daneva Australia's newly released ID series of tape transport provides 10M bytes of storage on ¼" tape. The series interfaces directly with SA300 and SA450 floppy controllers, and the unit fits into the same space occupied by the standard half-height floppy. Further details are available from Daneva Australia, 64-66 Bay Rd, Sandringham, Vic 3191.



## Apple videotex

Apple Computer Australia has released datamodem and software bundles for Apple Macintosh and IIC personal computer users who wish to access Australia's growing array of videotex services.

The bundles for both computers are based on the sophisticated yet compact Apple Modem 1200, a 300 bps and 1200/75 Prestel full duplex datamodem with Hayes Smartmodem compatibility. This modem features automatic dial and automatic answer. With communications software, it allows remote connection across standard Telecom telephone lines with any approved Australian modem at 300 bps, or connec-

tion at 1200/75 with any normal Australian videotex (Prestel) modem. As well, any US standard Bell 103 modem can be connected at 300 bps.

The Modem 1200 was designed and manufactured for Apple Computer Australia by Sydney-based NetComm. It acts as the base for a standard Telecom telephone handset and is normally supplied with all necessary accessories, but without software.

Netcomm also designed the new Apple videotex communications bundles.

The MacVideotex software makes full use of the Macintosh interface. The user can make complete files of videotex trans-

missions or cut and paste from videotex while transmissions continue. "Saved" material can later be "massaged" as MacWrite documents. Auto dial, auto log-on and screens may be printed.

On the Apple IIC with Modem 1200, the Videotex II software converts the IIC to a full interactive videotex terminal with the ability to save videotex transmissions and printing facilities also apply.

The new bundles allow users to access Telecom's Viatel videotex service, which includes financial and currency information, banking services (from the Commonwealth, ANZ, Westpac and National Australia banks),

travel booking services, and current affairs information. Viatel users will also be able to utilize the videotex service to send telex messages.

Both videotex bundles will support the CET teleloading protocol, allowing users to download programs and datafiles.

Bundles for the Macintosh and IIC cost \$795 RRP, including tax. The software packages are available separately to current modem owners for \$99 RRP.

For more information contact Apple Computer Australia, 37 Waterloo Rd, Nth Ryde, NSW 2113. (02) 888-5888.

# RADIO EXPERIMENTER'S HANDBOOK



This first volume is 132 pages chock-full of circuits, projects to build, antennas to erect, hints and tips. It covers the field from DX listening to building radio-teletype gear, from 'twilight zone' DX to VHF power amplifiers, from building a radio FAX picture decoder to designing loaded and trap dipoles. This book carries a wealth of practical, down-to-earth information useful to anyone interested in the art and science of radio. Your copy is available by mail order for \$7.95 plus \$1 to cover postage and handling (add \$5 to these charges for air mail postage outside Australia)

from:  
**Federal Marketing**  
P.O. Box 227  
Waterloo, N.S.W. 2017

AN  
ELECTRONICS  
TODAY  
PUBLICATION

## WOW! IT'S HERE

# Circuits

COOKBOOK #5

A BUMPER ISSUE PACKED WITH  
OVER 200 CIRCUITS AND IDEAS  
FOR THE TECHNICIAN ENGINEER  
AND HOBBY ENTHUSIAST!

**COMPUTERS + AUDIO + RF  
ELECTRONIC MUSIC AND MUCH MORE**

ALSO AVAILABLE BY MAIL ORDER  
\$3.95 plus \$1 postage

FEDERAL MARKETING  
P.O. BOX 227  
WATERLOO, N.S.W. 2017

ASK  
FOR  
YOUR COPY  
TODAY!

# TEAC Floppy Disk Drives

3 1/2" FD-35  
5 1/4" FD-55



FD-35 series available in power save models featuring 27 milliwatts on standby

from \$140 incl tax

FD-35A - FD-55A	40 T	Single sided
FD-35B - FD-55B	40 T	Double sided
FD-35E - FD-55E	80 T	Single sided
FD-35F - FD-55F	80 T	Double sided


Represented in Australia by



Measurement & Control Division  
Unit C, 8 Lyon Park Road,  
North Ryde, NSW 2113  
Tel: (02) 888 9000 Telex: AA22692

Melbourne (03) 429 1122 Adelaide (08) 272 3588  
Brisbane (07) 44 4801 Perth (09) 275 6655

## NEW! 24V 5A SEND FOR DATA MODULAR POWER SUPPLIES



- Current Limiting • Compact Size • Modular or Bench Versions.
- Adjustable Crowbar Overvoltage Protection (except 53/2) • Over Temp Protection • 5mV Ripple • 0.5% Line Regulation • Wide Adjustment

VOLTAGE	CURRENT	MODEL	PRICE*
12 to 15V	1A DUAL	53/2	\$76.00
12 to 15V	3A	53/3	76.00
24V	2.5A	53/4	86.00
5V	3A	53/5	76.00

\*For bench version add \$14.00. All prices + Sales Tax if applicable.  
**Statronics 53 Series**  
STATRONICS POWER SUPPLIES  
103 Hunter St., Hornsby, NSW. 2077  
Tel: (02) 476-5714, 477-5152  
Vic: Klarton Ent. (03) 61-3801  
S.A.: N.S. Dist. (08) 46-8531

### ETI1528 INTELLIGENT DOOR LOCK \$105.00

(price includes box + power supply)  
3 digit master code & 4 digit control code  
a very versatile unit for alarm control & door lock.

### KEY LOCATOR MELODY ALARM \$10.50

- ★ Jewellery Box Alarm
- ★ Pick Pocket Alarm
- ★ Falling Key Alarm

(No False Alarms. Does not work on sound frequencies).

IDEAL GIFT



(Trade Enquiry Welcome)

### DOT MATRIX PRINTER EN1201 (new version of ENP1090) \$529.00

9x9 dots, 120CPS draft mode, near letter quality, 132 IBM PC special characters, 64 block graphics, 1K text buffer, Italic, 32 international char., auto paper feed, 8 bit parallel, suit IBM PC, XT, APPLE & all other computers.

Printer Cables for APPLE ..... \$25.00  
for IBM PC ..... \$35.00

Other cables available on request.

KEYBOARDS for APPLE II ..... \$165.00  
for IBM PC/XT ..... \$230.00

Switchmode power supply for APPLE II ..... \$99.00  
for IBM PC/XT ..... \$279.00

Joysticks for APPLE II ..... \$35.00

Mylar Shield Computer cable, color coded with earth wire  
9 cores ..... \$1.90/meter ..... \$45.00/30M roll  
25 cores ..... \$4.50/meter ..... \$108.00/30M roll

Flat cables, security cables, speaker cables, coaxial cables, etc, available.



### DISKDRIVES

SUPER 5 for APPLE IIe etc. .... \$336.00  
TEAC 55A suit APPLE ..... \$259.00  
TEAC 55B suit IBM 40 tracks ..... \$269.00  
TEAC 55F suit IBM 80 tracks ..... \$399.00

### ENHANCE YOUR APPLE II, II+ & IIe with this SUPER MOCKING CARD. \$149.00

- ★ Stereo MUSIC, TALK and GAME sound effects.
- ★ 2 watt power output per channel or connect it directly to your stereo unit.
- ★ Includes 2 mini speakers.
- ★ Software and Manual included.
- ★ Dedicated software list that utilizes the Mocking Card Include Music Construction Set, Mocking Board Demo, Music Synthesiser, Sky Fox, and many others.



### OTHER CARDS for APPLE II

EPROM WRITER CARD ..... \$99.00  
PRINTER CARD ..... \$69.00  
TALKING CARD ..... \$69.00  
6522 VIA CARD ..... \$79.00  
RS232 SERIAL CARD ..... \$69.00  
SUPER SERIAL CARD ..... \$140.00  
IC TESTER CARD CMOS, TTL, HCTTL ..... \$185.00  
12 BIT A/D, D/A 16 CHANNEL ..... \$299.00  
PAL CARD for TV ..... \$79.00

### AUTOMATIC VOLTAGE REGULATOR made by MATSUNAGA

INPUT VOLTAGE 180-260 VAC  
constant output voltage at 110VAC & 240VAC  
Most suitable for computer equipment

1000VA ..... \$319.00  
350VA ..... \$175.00

Full range of TOROIDAL TRANSFORMERS from 15VA to 625VA, dual sec. voltage from 6 to 55V, up to 20A, 240/110 also available.  
SPECIAL AUDIO TOROIDAL +/-40v/3.3A, +/-15v/200mA \$73.00

FULL RANGE of MEMBRANE KEYBOARDS 4, 12, 16, 40, 80keys  
MECHANICAL keyboards 12 KEYS \$10.00  
16 KEYS \$11.00

**HI-COM UNITRONICS INTERNATIONAL P/L**  
7 PRESIDENT LANE,  
CARINGBAH, N.S.W. 2229

MAIL ORDER HOTLINE 02-5247878  
BANKCARD & MASTERCARD WELCOME

POST & PACK \$50-\$100.00 ..... \$5.00  
Less than \$25.00 ..... \$3.00 Over \$100.00 ..... \$7.00  
\$25-\$50 ..... \$4.00 Add extra for heavy items





## Alarm Clock

David Rapson, Bellevue Heights SA 5050

This is a digital clock program with an alarm/reminder call. The time is displayed in hours, minutes and seconds. You will need to make slight modifications to the program if you run a 2 MHz machine. Then line 310 should read: FOR N=1 to 382.

If you want a twenty-four hour clock you will have to alter line 430. This should read: IF (F=2) and (E=5) ... instead of IF (F=1) and (E=3).

```
00160 REM Written by David Rapson S. Australia 24 May 1984
00170 CLS : PRINT "      <<<< Digital Clock >>>>"
00180 PRINT : PRINT
00190 PRINT "Would you like a reminder call (y/n) ?"
00200 Q1$=KEY$: IF Q1$="" THEN 200
00210 PRINT : PRINT
00220 IF Q1$="y" OR Q1$="Y" THEN INPUT "Message: (M)S : INPUT "Alarm time please (H,MM) : T,R ELSE LET U=9 : GOTO 250
00230 U=(T/10) : T=T-(U*10)
00240 S=(R/10) : R=R-(S*10)
00250 PRINT:INPUT "Enter current time please! (H,MM,SS) (E,C,A)
00260 POKE 220,22 :REM removes cursor (poke 220,111 to restore)
00270 F=(E/10) : E=E-(F*10)
00280 D=(C/10) : C=C-(D*10)
00290 B=(A/10) : A=A-(B*10)
00300 CLS : REM this is the start of the timing loop
00310 FOR N=1 TO 255: NEXT N :REM this may need some adjusting
00320 A=A+1
00330 IF A<=9 THEN 440
00340 A=0 : B=B+1
00350 IF B<=9 THEN 440
00360 B=0 : C=C+1
00370 IF C<=9 THEN 440
00380 C=0 : D=D+1
00390 IF D<=9 THEN 440
00400 D=0 : E=E+1
00410 IF E<=9 THEN 430
00420 E=0 : F=F+1
00430 IF (F=11 AND (E=3)) THEN LET A=0:B=0:C=0:D=0:E=1:F=0
00440 CURS 21,8 : PRINT FIE! : "IDICI" : "ISIAI
00450 IF F=U AND E=T AND D=S AND C=R THEN CURS 1,14 : PRINT FIE!:"IDIC,MS : FOR
I=1 TO 38 : PLAY 1119 :NEXT I : B=B+1 : R=R+1
00460 GOTO 310
```

## False Keyboard

Jeff Brown, Echuca Vic 3564

If you want to trick your friends (and who doesn't?) try this false keyboard. Simply type in the following program and save it so that when you reload, it will automatically start. (To make an auto start program go to monitor and type: >D "filename" B 8C0 C3E 801E <R>; this is the same as SAVING in BASIC.)

When you load the program for your friends it will come up with the "ready" message, just as if you had pressed RESET. Let your friends type RUN and watch the expressions on their faces as all the wrong letters come up on the screen. If they press RETURN the "syntax error" message comes up and if they press RESET the "ready" message will come up, but the keys will still be jumbled. The LOCK key still works, as do BACK SPACE and DELETE. There is no way out!

```
00100 CLS
00110 PRINT"Ready!\"";
00120 POKE 140,1:POKE 162,30:POKE 163,128
00130 B=M A1(65)
00140 STR$(300)
00150 FOR I=1 TO 65:READ A1$(I):NEXT I
00160 K1$=KEY$:IF K1$=""THEN 160
00170 IF K1$=CHR(8):PRINT [A1 8]:GOTO 140
00180 IF K1$=CHR(9):GOTO 140
00190 IF K1$=CHR(10):GOTO 160
00200 IF K1$=CHR(13):PRINT "\"Syntax error!\"";GOTO 160
00210 IF K1$=CHR(27):GOTO 160
00220 IF K1$=CHR(32):PRINT [A1 32];GOTO 160
00230 IF K1$=CHR(127):PRINT [A1 127];GOTO 160
00240 P=PEEK(257)
00250 IF P=0:LET L=26
00260 IF P=1:LET L=0
00270 X=INT(RND*39)+1
00280 X=X+L
00290 PRINT A1$(X);
00300 GOTO 160
00310 DATA "A","R","C","D","F","B","H","J","K","I","M"
00320 DATA "N","O","P","Q","S","T","U","V","X","Y","Z"
00330 DATA "1","2","3","4","5","6","7","8","9","0","."","?"
00340 DATA "a","h","c","d","e","g","h","i","j","k","l","m"
00350 DATA "n","o","p","q","r","s","t","u","v","w","x","y","z"
```

## CONTRIBUTORS PLEASE NOTE

All contributions to this column should be accompanied by a listing of the program from a printer. Hand written or typed listings are not acceptable.

There are two reasons for this. The first is that a listing from your computer gives us some guarantee that you have got the listing correct.

Secondly, if you present us with a neat final copy of your program we can use photographic techniques to reproduce it in the magazine, without risk of errors.

However, if you present us with a scrawl done on the back of someone's old fag packet it needs to be manually typed twice here, with consequent increase in labour on our part and increase in the probability of errors.

Contributors will be paid \$20 for each item published in this column. Submissions must be original programs which have not been previously published. You may send as many programs as you wish with the accompanying declaration.

"I agree to the above terms and grant *Electronics Today International* all rights to publish my program in *ETI Magazine* or other publications produced by it. I declare that the attached program is my own original material, that it has not previously been published and that its publication does not violate any other copyright."  
\* Breach of copyright is now a criminal offence.

Name .....

Signature ..... Date .....

Address .....

Postcode .....

## Cursor

David Rapson, Bellevue Heights SA 5050

This program allows you to change the shape of the cursor used in BASIC. Enter and RUN the program. When the menu comes up it will allow you to choose six different types of cursor.

```
00140 REM Written by David S Rapson S. Australia 16/3/1984
00150 CLS : INVERSE : PRINT "Cursor Selector " : NORMAL : PRINT
00160 PRINT "1 Block solid"
00170 PRINT "2 Block flashing slowly"
00180 PRINT "3 Block flashing fast"
00190 PRINT "4 Underline solid"
00200 PRINT "5 Underline flashing slowly"
00210 PRINT "6 Underline flashing fast"
00220 PRINT "7 Exit to Basic"
00230 PRINT
00240 PRINT "Select:"
00250 A1$=KEY$
00260 IF A1$="" THEN 250
00270 IF A1$="7" OR A1$="1" THEN 250
00280 IF A1$="1" THEN LET X=1
00290 IF A1$="2" THEN LET X=96
00300 IF A1$="3" THEN LET X=64
00310 IF A1$="4" THEN LET X=15
00320 IF A1$="5" THEN LET X=111
00330 IF A1$="6" THEN LET X=79
00340 IF A1$="7" THEN END
00350 POKE 220,X
00360 GOTO 110
```

## Trapdoor

Neil Blanchard, Ross Creek Vic  
3352

The object of this game is to get 15 scouts safely across an old bridge. Random holes appear, through which the scouts may fall if you are too slow to save them.

The space bar starts each scout across the bridge and the 'J' key makes him jump the holes. However, if you press the 'J' key too early he will move backwards. There is a minimum of one hole and a maximum of five holes appearing at random.

I have also marked the program with some REM statements. Line 97 selects a random speed for moving the scout across the bridge, line 113 has a loop as a time delay for the speed the scout moves, and line 61 deletes the cursor.



```
00001 CLS:SPEED 30: CLEAR:POKE257,01
00003 FORA=64272TO64272+(16*4)-1
00005 READ B
00007 POKEA,B
00009 NEXTA
00011 FORA=64000TO64015
00013 POKEA,0
00015 NEXT A
00017 CLS
00018 REM START OF PROGRAM
00019 CURS18,2:PRINT"*** Welcome to TRAPDOOR ***"
00021 CURS4,6:PRINT"Please type in your name [max 8 letters]"
00023 CURS4,8:INPUTM1$:L=LEN(M1$)
00025 IFL>8THENCURS4,8:PRINT[A20 32]:GOTO23
00027 IFM1$=""THEN23
00029 FORZ=1TO200:NEXTZ
00031 CURS4,10:PRINT"Do you require instructions Y/N"
00033 Q1$=KEY:IFQ1$=""THEN33
00035 IF Q1$="Y" OR Q1$="y"THEN 37 ELSE61
00037 CLS:CURS2,2:PRINT"<<< TRAPDOOR >>>"
00039 PRINT "You are in charge of 15 overweight boy scouts, You have to"
00041 PRINT"get all the boys across a dangerous, old bridge. Beneath this"
00043 PRINT"is a wild, rushing river. As each scout moves across the bridge"
00045 PRINT"a hole may appear. You have to press the 'J' key to make the"
00047 PRINT"scout jump the hole. If you're slow, he will drop into the river"
00049 PRINT"below and drown. If you press the key too soon your boy will"
00051 PRINT"go back 4 steps. Press space bar to start each boy."
00053 PRINT"Be careful. Some scouts get nervous and try to run across."
00055 PRINT"Good luck, " ;M1$
00057 CURS20,15:PRINT"Hit any key to continue"
00059 IFKEY=""THEN59
00061 CLS:POKE220,20:REM DELETES CURSOR
00063 N=15:F=0:S=0
00065 CURS2,2:PRINT"Number to cross";N
00067 CURS30,2:PRINT"Number across";S
00069 CURS2,3:PRINT"Number drowned";F
00071 PCG
00073 FORC=61956TO62011:POKEC,-78:NEXTC
00075 FORG=61952TO61955:POKEG,-77:NEXTG
00077 FORG=62016TO62018:POKEG,-77:NEXTG
00079 FORG=62080TO62081:POKEG,-77:NEXTG
00081 POKE62144,-77
00083 FORG=62012TO62015:POKEG,-76:NEXTG
00085 FORG=62077TO62079:POKEG,-76:NEXTG
00087 FORG=62142TO62143:POKEG,-76:NEXTG
00089 POKE62207,-76
00091 FORF=62336TO62463:POKEF,94:NEXTE
00093 CURS58,6:PRINT[A5 32]:CURS26,14:PRINT[A14 32]
00095 IF N=0THEN153
00097 P=61888:W=22:V=INT(RND*75)+15:REM SETS RANDOM SPEED
00099 CURS17,2:PRINT[A4 32]:NORMAL:CURS17,2:PRINTN:PCG
00101 K1$=KEY$:IFK1$=""THEN101
00103 IF K1$=" " THEN105ELSE101
00105 H=61952+(INT(RND*56)+4)
00107 POKEP,-79:A1$=KEY$:IFA1$=""THEN109ELSE111
00109 IFF+68=HTHENPOKEH,32:GOTO127ELSE113
00111 POKEP,32:IFF<61892THEN113ELSELETP=P-4:POKEP,-79
00113 FORZ=1TOV:NEXTZ:REM TIME DELAY FOR SPEED
00115 POKEP,32:P=P+1:IFF<61951THEN107
00117 POKE61951,32:S=S+1:N=N-1
00119 CURS58,6:NORMAL:PRINT"PheW!":PCG
00121 CURS43,2:PRINT[A4 32]:NORMAL:CURS43,2:PRINTS:PCG
00123 FORZ=1TO200:NEXTZ
00125 GOTO93
00127 IFF+68>HANDP+68(H+5)THEN129 ELSE105
00129 A1$=KEY$:IFA1$=""THEN133
00131 IFASC(A1$)=74ORASC(A1$)=106THEN137
00133 POKEP,32:P=P+1:POKEP,-79:FORZ=1TOV:NEXTZ
00135 IFF+64=HTHEN139ELSEGOTO129
00137 POKEP,32:P=P+2:POKEH,-78:GOTO105
00139 POKEP,32:IFF>62336THENLETF=F+1:GOTO145
00141 P=P+64:POKEP,-79:PLAYW
00143 FORZ=1TO10:NEXTZ:W=W-1:GOTO139
00145 CURS16,3:PRINT[A4 32]:NORMAL:CURS16,3:PRINTF
00147 N=N-1:POKEH,-78:CURS26,14:PRINT"gurgle gurgle"
00149 POKEP,94:FORZ=1TO25:NEXTZ
00151 PLAY10,2;5;17,2;5,2;0,2;9,2;10,2:GOTO93
00153 CLS:NORMAL
00155 IFS=15THENCURS4,4:PRINT"WELL DONE. YOU'VE SAVED ALL YOUR SCOUTS.":GOTO165
00157 IFS<15 AND S>12THENCURS4,4:PRINT"GOOD TRY, " ;M1$:GOTO165
00159 IFS<12 AND S>8THENCURS4,4:PRINT"BAD LUCK, " ;M1$ ". YOU'VE LOST SOME GOOD S
OUTS":GOTO165
00161 IFS<8AND S>5THENCURS4,4:PRINT"NOT GOOD ENOUGH, " ;M1$ ". YOUR LOSSES ARE HE
AVY":GOTO165
00163 CURS4,4:PRINT"SHAME ON YOU, " ;M1$; ", " ;F; " OF YOUR SCOUTS DROWNED."
00165 FOR Z=1TO500:NEXTZ
00167 CURS4,6:PRINT"DO YOU WANT TO TRY AGAIN Y/N?"
00169 Q2$=KEY:IFQ2$=""THEN169
00171 IF Q2$="Y" OR Q2$="y" THEN61
00173 CURS4,6:PRINT"DOES SOME ELSE WANT TO PLAY Y/N?"
00175 Q3$=KEY:IFQ3$=""THEN175
00177 IFQ3$="Y"ORQ3$="y"THEN17ELSEPOKE220,111:CLS:END
00178 REM DATA FOR MAN AND BRIDGE
00179 DATA0,127,34,85,73,34,28,62,82,89,65,127,54,36,36,55
00181 DATA0,255,129,129,129,66,36,255,0,0,0,0,0,0,0,0
00183 DATA0,255,131,130,130,132,132,136,134,144,144,140,160,192,192,192
00185 DATA 0,255,192,65,65,33,33,17,17,9,9,5,5,3,3,3
```

# The bargains keep coming . . .

## The Perfect Place To Start — VZ-300



The best value beginner's computer you'll see! The VZ-300 lets you go as far as you want or stop when you've had enough. From a tiny initial investment you can build a system that's comprehensive enough to cope with all your computing needs, or you can stop where you like. No loss, you haven't spent your life's savings on wasted equipment. The VZ-300 a sensible place to start!

**\$199**  
Cat X-7300



1. **Disk Drive** •  
Store your records and programs for instant access. Just like the big ones! **\$299**  
Cat X-7302
2. **Disk Controller** •  
So your computer can talk to your disk drive, you need someone who speaks its language. **\$89**  
Cat X-7304
3. **16K Memory**  
Oops, nearly forgot! But your VZ-300 won't with this fantastic memory expansion module. **\$84.50**  
Cat X-7306
4. **Data Cassette** •  
Store your own programs and data! Made just for your VZ-300 it plugs straight in. **\$69.50**  
Cat X-7310
5. **VZ-300 Joysticks** •  
Super responsive, hi-res, easy handling joysticks add dimensions to your games. **\$49.50**  
Cat X-7315

\*VZ200 COMPATIBLE



### Hi-Res Monitors

If you don't need colour, here's the best choice: high res monitors in your choice of green or amber phosphors. (Personal preference of operators means a lot!) Ideal for use with most microcomputers, standard composite video input.

Green Screen  
Cat X-1222  
Amber Screen  
Cat X-1227

**\$249**



### NEW! Daisywheel with Serial Port

Famous Uchida DWX-305 daisywheel printer, fitted with Serial (RS-232C) port for all those people with serial ports on their computers! Fantastic letter quality, 3 pitches and 18cps print speed, with a paper width up to 330mm. Optional tractor feed also available.

(Cat X-3273 at \$119) **\$599**  
Cat X-3277

## Huge Savings On The Cat Pack!

Save a bundle on the CAT pack! Still one of our top sellers and now you can get even better value with our amazing offer.

Not only do you get the incredible CAT with 32K ROM and 64K RAM memory, an 81 key, full stroke typewriter format keyboard with numeric pad, 8 programmable function keys, 2 inbuilt text display modes, maximum colour graphics resolution, four programmable sound channels and all the input and output ports you'll need. . .

**BUT** our Special Offer gives you disk drive, disk controller and RF modulator all for this amazing LOW price! You **SAVE** over \$230!



Monitor Shown is an optional extra

1. Cat X-7500 Cat Computer
2. Cat X-7505/6 Disk Drive
3. Cat X-7510 Disk Controller
4. Cat X-7550 RF Modulator

**\$999**

**SAVE OVER \$230!**

## AUSTRALIA'S LOWEST PRICE ON QUALITY DISKETTES?

What a bargain! Guaranteed top quality error free diskettes, made for Dick Smith Electronics by Xidex. But look at what we've done to the price. Hurry — they'll fly out at this price! Soft sector — suit most computers. Includes library box, too.

**YES! FROM ONLY \$275 EA (BOX 10)**

SSDD Cat X-3500  
\$27.50 box 10

DSDD Cat X-3501  
\$29.95 box 10

### Bondwell Bargain!

Huge success of the Bondwell 14 means we're buying more — and the cost is lower. We pass the savings on to you!

Was fantastic value — includes software worth over \$1000! — now fantasmagorical value.

Bondwell 14 Package Cat X-9000

**\$2495**

**NOW ONLY \$1995**



SAVE \$500!!!

Dick Smith Electronics Pty Ltd

**COMPUTERSTOP**




Or order through DSXpress: Call (008) 226610 toll free for fast 24 hours despatch



# Start Your **Prevention** Library NOW!

Subscribe today, and  
receive 12 issues  
for ONLY \$15.00  
— a saving of  
\$3.00 off the  
cover price!



Prevention  
cares about  
the health of  
Australians.

It takes an  
informed, optimistic  
approach to staying healthy.

Prevention will advise you on:

- ★ Infant care
- ★ Women's health
- ★ Natural healing
- ★ Men's health
- ★ Exercise
- ★ Dental care
- ★ Nutrition
- ★ Healthy cooking
- ★ Mental health
- ★ Vitamins
- ★ Animal health

*Good Health — in a Nutshell!*



## Hexagon

Peter Skilton, Seaford Vic

This program illustrates the principles of rotation and projection of a three dimensional object onto a VDU screen.

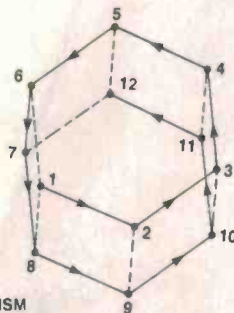
Mutually perpendicular x,y,z axes are chosen as shown in the diagram. Each vertex of the hexagonal prism is numbered 1 to 12 and the data statements in lines 30 and 40 contain the x,y,z co-ordinates of these vertices in this numerical order. When constructing the figure, the program automatically draws lines between the adjacent points: joins 1 to 2, 3 to 4 as indicated by the bold lines and arrows. The number of points at this stage is NP.

To complete the object the program draws NL lines between the points. The pairs are given in the data statement in line 50 and their constructed lines are shown dashed in the diagram. The variables SU and HW give respectively half the number of screen units

used and the height-to-width ratio of the screen border. Therefore, by providing NW, NL and NP and the vertex co-ordinate any 3D object can be drawn and rotated on the screen.

The program calculates the centre of gravity of the object and will rotate about this point, taking care never to allow rotation to move the object off the screen. The user must enter the rotation details when prompted, the positive rotations being indicated on the axis diagram.

The rotation transformation in lines 175 to 185 will cause the prism co-ordinates to be updated indefinitely after each step. Note that the prism in the diagram has been rotated several times. The speed of successive rotations seems to be governed by the rate of drawing, the 3K expander cartridge used and the screen refreshment rate.



HEXAGONAL PRISM

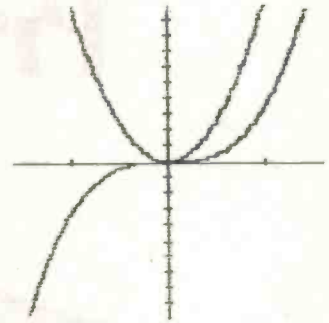
## Graph Sketch

Paul Marshall, Oxford, N. Canterbury, NZ

This program will plot any function on a cartesian plane and will also perform some operations on the function. It requires a super expander and an additional 8K to run.

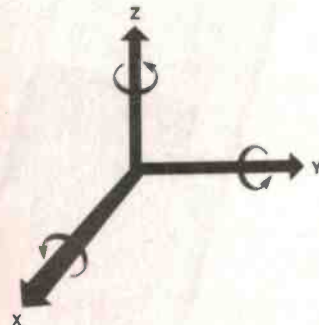
The functions need to be edited into the program before running. They are function A (line 10) and function B (line 20) and are expressions defining y in terms of x. Axes ranges are requested when the program is run. If similar scales are required for both axes then y must be approximately 0.6x.

There is some delay while the calculations are done. Axes are displayed when the program is ready to continue. Pressing key A causes function A to be printed, B causes function B, E erases both functions and F ends the program. D will differentiate the last function entered,



I will integrate it, V attempts to plot the inverse and R repeats the last plot. The '+', '-', '\*', and '/' symbols must be followed by A or B to perform an operation on the appropriate function.

The accompanying screen dump shows the functions  $y=x^2$  and its integral:  $y=0.5x^3$ .



```

10 REM HEXAGONAL   DRAWS AND ROTATES AN HEXAGONAL PRISM
20 REM P.F.SKILTON 12/83
30 DATA0,0,0,.5,-.707107,0,1.5,-.707107,0,2,0,0,1.5,.707107,0,.5,.707107
40 DATA0,.5,.707107,1,0,0,1,.5,-.707107,1,1.5,-.707107,1,2,0,1,1.5,.707107,1
50 DATA6,1,7,12,5,12,4,11,3,10,2,9,1,8
100 NP=12:NL=7:HW=0.713:SU=511
105 DIMNP(3),RO(3,3),C(2*NL),P(NP,3)
110 FORI=1TONP:READP(I,1),P(I,2),P(I,3):X=X+P(I,1):Y=Y+P(I,2):Z=Z+P(I,3):NEXT
115 FORI=1TO2*NL:READC(I):NEXT:X=X/NP:Y=Y/NP:Z=Z/NP
120 FORI=1TONP:L1=P(I,1)-X:L2=P(I,2)-Y:L3=P(I,3)-Z:D=SQR(L1*L1+L2*L2+L3*L3)
125 P(I,1)=L1:P(I,2)=L2:P(I,3)=L3:IFD>LYTHENLY=D
130 NEXT
135 LY=SU/LY:PRINT"CENTRE OF GRAVITY: ":PRINT:PRINT" X = ";X
140 PRINT" Y = ";Y:PRINT" Z = ";Z:PRINT
145 DEFFNX(J)=INT(HW*LY*P(J,2)+SU+0.5)
150 DEFFNY(J)=INT(SU-LY*P(J,3)+0.5)
155 PRINT" ROTATION IN DEGREES: ":PRINT
160 INPUT" X-AXIS = ";X0:INPUT" Y-AXIS = ";Y0:INPUT" Z-AXIS = ";Z0
165 X0=X0*PI/180:Y0=Y0*PI/180:Z0=Z0*PI/180:GRAPHIC 2:COLOR 6,6,1,1
170 SX=SIN(X0):CX=COS(X0):SY=SIN(Y0):CY=COS(Y0):SZ=SIN(Z0):CZ=COS(Z0)
175 RO(1,1)=CZ*CY:RO(1,2)=-SZ*CX-CZ*SY*SX:RO(1,3)=SZ*SX-CZ*SY*CX
180 RO(2,1)=SZ*CY:RO(2,2)=CZ*CX-SZ*SY*SX:RO(2,3)=-CZ*SX-SZ*SY*CX
185 RO(3,1)=SY:RO(3,2)=CY*SX:RO(3,3)=CY*CX:GOTO205
190 FORI=1TONP:FORR=1TO3:NP(R)=0
195 FORC=1TO3:NP(R)=NP(R)+RO(R,C)*P(I,C):NEXT:NEXT
200 FORJ=1TO3:P(I,J)=NP(J):NEXT:NEXT
205 SCLR
210 FORI=1TONP-1:DRAW 3,FNX(I),FNY(I) TO FNXC(I+1),FNXC(I+1):NEXT
215 FORI=1TO2*NL-1STEP2:DRAW 3,FNXC(I),FNXC(I)TOFNXC(I+1),FNXC(I+1):NEXT
220 GOTO190
    
```

```

1 PRINTCHR$(14):GOTO30
5 REM P.R.MARSHALL
6 REM 36 HIGH ST.
7 REM OXFORD, N.Z.
10 Y=X*X
19 RETURN
20 Y=2*X
29 RETURN
30 PRINT"  _  xxxxgraphs sketchxxxx"
35 PRINT
37 PRINT" a:FUNCTION a(LINE 10)"
38 PRINT" b:FUNCTION b(LINE 20)"
40 PRINT" oPERATORS:+ - * /"
41 PRINT:PRINT" d:dIFFERENTIATE"
42 PRINT:PRINT" I:INTEGRATE"
43 PRINT:PRINT" I:INVERSE"
44 PRINT:PRINT" r:REPEAT"
45 PRINT:PRINT" e:eRASE"
46 PRINT:PRINT" f:fINISH"
50 PRINT
60 U=1.74:N$="AB+ - / * I DUEFR"
61 INPUT" x,y RANGES":RX,RY

65 IFRX<=0ORRY<=0THEN61
70 R=RX:GOSUB105:SX=T
80 R=RY:GOSUB105:SY=T
90 GOTO200
105 IFR<=1THEN139
110 T=.1
120 IF10*T>=RTHEN195
130 T=10*T:GOTO120
139 T=1
140 IFT/10<=RTHEN190
155 T=T/10:GOTO140
190 T=T/10
195 RETURN
200 DIMA(127),B(127),C(127),D(127)
203 FORXH=0TO127
205 X=(XH-64)/64*RX:GOSUB10:A(XH)=Y:NEXT
213 FORXH=0TO127
215 X=(XH-64)/64*RX:GOSUB20:B(XH)=Y:NEXT
220 SCNCLR:GRAPHIC2
225 DRAW2,512,0T0512,1023
226 DRAW2,0,512T01023,512
230 A1=512:A2=1023:A3=512*SX/RX:A4=503:A
5=521:GOSUB260
235 A2=0:A3=-A3:GOSUB260
240 A3=-512*SY/RY:GOSUB270
250 A2=1023:A3=-A3:GOSUB270
255 GOTO405
260 FORG=A1TOA2STEPA3:DRAW2,G,A4TOG,A5:N
EXT:RETURN
270 FORG=A1TOA2STEPA3:DRAW2,A4,GTOA5,G:N
EXT:RETURN
405 GETA$:IFA$=""THEN405
406 FORT=1T012
408 IFA$=MID$(N$,T,1)THENZ=T
410 NEXT
438 IFZ>2ANDZ<7THEN465
440 FORT=0T040:D(T)=U:NEXT
451 FORXH=0T0127
460 ONZGOTO475,500,550,600,650,700,750,8
00,850,220,950,1000
465 GETA$
470 O=0:IFA$="B"THENO=1:PRINT" _ ":GOTO440
471 IFA$="A"THENPRINT" _ ":GOTO440
472 GOTO465
475 D(XH)=A(XH)

```

```

480 NEXT:GOTO900
500 D(XH)=B(XH):GOTO480
550 REM +
560 IFA(XH)=UORB(XH)=UTHEND(XH)=U:GOTO48
0
565 IFOTHEN580
570 D(XH)=C(XH)+A(XH):GOTO480
580 D(XH)=C(XH)+B(XH):GOTO480
600 REM -
610 IFA(XH)=UORB(XH)=UTHEND(XH)=U:GOTO48
0
615 IFOTHEN630
620 D(XH)=C(XH)-A(XH):GOTO480
630 D(XH)=C(XH)-B(XH):GOTO480
650 REM /
655 IFC(XH)=UTHEND(XH)=U:GOTO480
660 IFOTHEN690
675 IFA(XH)=0ORAC(XH)=UTHEND(XH)=U:GOTO48
0
680 D(XH)=C(XH)/A(XH):GOTO480
690 IFB(XH)=0ORB(XH)=UTHEND(XH)=U:GOTO48
0
695 D(XH)=C(XH)/B(XH):GOTO480
700 REM *
710 IFC(XH)=UTHEND(XH)=U:GOTO480
715 IFOTHEN730
720 IFA(XH)=UTHEND(XH)=U:GOTO480
725 D(XH)=C(XH)*A(XH):GOTO480
730 IFB(XH)=UTHEND(XH)=U:GOTO480
740 D(XH)=C(XH)*B(XH):GOTO480
750 REM INTEGRATE
752 IF XH=64THENEND(64)=0:GOTO480
753 IFC(XH)=UTHEND(XH)=U:D(64)=0:GOTO480
755 IFXH<64THEN780
756 IFXH=127THEN480
760 D(XH+1)=D(XH)+RX*(C(XH+1)+C(XH))/127
:GOTO480
780 D(63-XH)=D(64-XH)-RX*(C(63-XH)+C(64-
XH))/127:GOTO480
790 GOTO480
800 REM DIFFERENTIATE
802 IFC(XH)=UTHEN480
805 IFXH=127THEN480
810 D(XH)=(C(XH+1)-C(XH))*64/RY
820 GOTO480
850 REM INVERSE
851 IFXH<>0THEN855
853 FORG=0T0127:D(G)=U:NEXT
855 IFC(XH)=UTHEN480
860 G=INT((C(XH)*64/RY)+.5)+64
865 IFG>127ORG<0THEN480
870 D(G)=(XH-64)*RY/64
880 GOTO480
900 F=0
901 FORXH=0T0127
902 IFXH=0THENF=1
905 C(XH)=D(XH)
910 IFD(XH)=UTHENF=1:NEXT:GOTO405
912 CH=64-D(XH)*64/RY
916 IFC<0ORCH>127THENF=1:NEXT:GOTO405
919 IFF THEN:POINT2,XH*8,CH*8:F=0:NEXT:GO
T0405
920 DRAW2TOXH*8,CH*8
925 F=0:NEXT
930 GOTO405
950 GRAPHIC0:PRINTCHR$(142):END
1000 REM REPEAT
1010 D(XH)=C(XH):GOTO480

```

# Halley's could disrupt radio signals

Halley's comet will pass Earth in February next year, at a distance of 90 million miles.

While most Australians will be looking skywards, hoping for a glimpse of the comet, shortwave listeners will be eager to find if this famous body causes any disruption to shortwave transmissions as it passes between the sun and the Earth. Scientists will also be evaluating the composition of the comet and communications experts will be studying the effect, if any, on the ionosphere.

In a recent broadcast over Radio Nederland, Jonathan Marks asked John Branigan about Halley's Comet, which will become visible as a distant speck through binoculars on 20 November. The comet will be moving fast and will swing

around the sun early next year. When it comes out from behind the sun, it will be met by three probes.

The probes are well on their way, and will reach Halley's Comet in March next year. The first probe to pass through the comet is the Russian-French Vega 1, which passes Halley on 8 March 1986 at 10,000 km — described as a "safe" distance. This probe will be looking at the comet and taking readings of its composition. A second Russian probe, Vega 2, is scheduled to come within 5000 km of Halley, a distance considered dangerously close. Both Vega probes, launched last December, will in-

spect Venus en route. The final satellite launched by the European Space Agency in July is on a suicide path, moving to within 500 km of the comet. It will penetrate well into the dust cloud and try to analyze the comet's tail, and it probably will not survive. As well as these major probes, two Japanese probes have been sent but they will not venture into close proximity of the comet.

There is some debate as to whether or not the material in the tail of Halley's Comet could affect the ionosphere. When the comet was last sighted some 75 years ago knowledge of radio propagation was in its infancy.

Over the past 50 years some large comets have followed a similar path, with little effect on radio communication.

People living in the Southern Hemisphere should be able to get a good view of the comet as it goes around the sun in February and March. Those in the Northern Hemisphere will get a brief glimpse in November when it first appears and then another in April, though this latter will be only a poor sighting before Halley's Comet disappears for another 75 years.

— Arthur Cushen

## BBC programmes in focus

Two programmes of interest to shortwave listeners are heard in the BBC World Service: "Waveguide" comments on reception and frequency changes, while "Letterbox" presents comments, praise and criticism about BBC programmes.

"Waveguide" is a weekly broadcast of 10 minutes in which frequency changes in the World Service, surveys of receivers and aerials, and general information on how best to receive London are discussed. Recently rescheduled, the broadcast is now heard on Tuesdays at 1115 and 2100 UTC, Wednesdays at 0430 UTC and Thursdays at 0130 UTC. The signals best received in this area are the transmissions on Wednesdays at 0430 UTC on 9410 and 5975 kHz, and Tuesdays at 1115 UTC on 6195, 11750 and 15070 kHz.

"Letterbox", featuring comments about BBC programmes from listeners worldwide, is conducted by Margaret Howard and broadcast on Mondays at 0530 UTC, Fridays at 1445 UTC and Saturdays at 0145 and 2315

UTC. The major criticism from listeners is the change of broadcast times of many favourite programmes. However, one must realize that there are over 600 programmes scheduled in the World Service each week, so trying to provide one broadcast of a programme to each area of the world during peak listening time is a massive jigsaw job.

The broadcast of "Letterbox" on Monday at 0530 UTC is early for listeners in Australia, while the transmission at 1445 UTC is too late for New Zealand and eastern Australia, though suitable for Western Australia.

Margaret Howard receives a variety of comment, both praise and criticism, and she is able to bring to the microphone heads of various BBC departments who are able to answer listeners' questions fully and with some authority.

Comment on BBC programmes is always welcomed at "Letterbox", BBC Bush House, Box 76, The Strand, London WC2B 4PH.

— Arthur Cushen

Right. Margaret Howard, compere of the popular BBC "Letterbox" programme.

Below. Members of BBC World Service's "Waveguide" team pictured in the studios at Bush House, London. Left to right: Andrew Piper, presentation organizer, BBC World Service; Mike Sollars, BBC engineer; Tom Walters, producer, and Elizabeth Francis presenter.




## Improved gospel signals

New transmitters and new aerial systems have helped Australian listeners to get better reception of gospel broadcasters, particularly from the Pacific basin area.

HCJB in Quito, Ecuador, is now using a new 49-metre band aerial resulting in excellent reception in the South Pacific. This new antenna provides coverage of Europe and the South Pacific, with a power capability of 500,000 watts. It is HCJB's second largest antenna structure, measuring 108 metres in both height and width. Only the station's steerable antenna is larger than this.

HCJB's broadcasts to Europe cover the area from the southern edge of the USSR to north of Lapland at the tip of the Scandinavian peninsula. This coverage includes all of central and northern Europe. In the South Pacific direction the coverage extends from Sydney, south to include Melbourne, and then across to South Australia and Western Australia where other antenna beams have been weaker in the past. HCJB uses the 49-metre band to Europe until 0830 UTC on 6205 kHz, while the frequency of 6130 kHz is used to Australia between 0700 and 1100 UTC.

The Far East Broadcasting Company's new station on Sai-



Greetings from **KNLS**, the New Life Station, P O Box 473, Anchor Point, Alaska 99556, United States of America

Transmitter site of **KNLS** Anchor Point Alaska, which broadcasts gospel programmes to the Pacific.

pan in the Northern Marianas is now in operation with three 100 kW transmitters on the air, however there will soon be five transmitters strategically located in a u-shape on a cliff high over the Pacific. The Chinese transmissions of KFBS are heard at 0900 UTC on 11710 kHz. The programme of a gospel nature includes English lessons and Chinese discussion, as well as gospel songs in English and Chinese. The company's second transmitter opens at 0900 UTC on 11720 kHz broadcasting in Russian. The third transmitter opens at 1000 UTC on 15115 kHz in Indonesian. Chinese transmissions are also observed during our mornings from 2100 UTC on 9515 and 9730 kHz, while 15225 kHz is

used at 2200 UTC for Indonesian broadcasts.

Adventist World Radio has announced plans for a station at Guam, to be known as AWR Asia. The transmitter, using 100 kW, will augment the present service to Asia which is carried through the Sri Lanka Broadcasting Corporation. Programmes originate from the AWR studios in Poona, India, and are part of the AWR gospel chain of stations. The Poona studios also send "Radio Monitors International", a weekly programme for shortwave listeners which is broadcast from SLBC on Sunday at 1100 UTC on 11835 kHz. The programme is compiled by Adrian Peterson and includes an exchange of information with Radio Canada

International on a fortnightly basis.

The Alaskan station **KNLS** at Anchor Point is now using 9540 kHz for its English broadcast to the Pacific at 0700-0930 UTC. The second transmission at 1730-2000 UTC remains on 7355 kHz. The **KNLS** English broadcast from 0700 generally consists of popular music, while a transmission from 0930 in Russian contains jazz and dixieland material.

The **KNLS** schedule from 5 May the uses new frequencies. Broadcasts are at 0700-0930 UTC on 11850 kHz, 0930-1200 UTC on 9695 kHz, 1200-1500 UTC on 9695 kHz, 1500-1730 UTC on 7355 kHz, and 1730-2000 UTC on 7355 kHz.

— Arthur Cushen

## Gabon relay captures audience

A survey released by Radio Japan shows that its European audience has increased dramatically following the introduction of programmes carried from the Africa No 1 transmitters at Moyabi, Gabon, and beamed to Europe. In the past Radio Japan has had difficulty providing listeners in Europe with an effective signal and has used the transmitters of Trans-Europe at Sines, Portugal, to help improve reception.

In asking German listeners if they picked up Radio Japan broadcasts to Europe direct or via Gabon, the survey found that 83 per cent preferred the relay base because it provided better reception. Some 77 per cent of listeners to the Italian programme indicated they favoured the relay station. English listeners, too, preferred the relay base, with the broadcast at 0700-0800 UTC favoured by 63 per cent of the audience and the

transmission at 1500-1600 UTC reaching 68 per cent of the audience.

Radio Japan broadcasts to Australia daily from 0845-0945 UTC and uses two frequencies, 11875 and 15235 kHz. There is a special broadcast, "Hullo Australia", during the Sunday evening transmissions, and 10 minutes of DX news on Mondays at 0910 UTC.

Radio Japan this year celebrates 60 years of broadcasting.

The first transmissions were made on 22 March 1925, with broadcasts on medium and shortwave from JOAK, Tokyo. Today the station broadcasts in 21 languages from facilities in Japan as well as from the relays in Gabon and Portugal.

— Arthur Cushen



## KILOHERTZ COMMENT

**AUSTRIA:** Austrian Radio in Vienna broadcasts to Australia 0700-0900 UTC on 11840 kHz with English 0830-0900 UTC. A second transmission in English at 1030-1100 UTC is on 15270 kHz. Station KTWR Agana, Guam, also uses 11840 kHz causing some interference to the 0830 UTC broadcast from Vienna.

**BELGIUM:** A transmission in English is received from Brussels at 0030-0125 UTC on 9925 kHz. This transmission offers excellent reception. On Mondays, "Radio World" highlights news of interest to the shortwave listener. A further transmission heard Monday to Friday 0800-0855 UTC is received on 9880 kHz and is for reception in Australia.

**FINLAND:** Helsinki transmits to the South Pacific 0830-0855 UTC daily on 15115 kHz using 250 kW. The programme features news from the Scandinavian countries. On Saturdays from 0730 UTC a magazine programme highlights news stories of the week, while on Mondays there is an audience response programme during which letters from listeners are answered.

**SWITZERLAND:** Swiss Radio International has made a major change in its English broadcast, which is now at 0830-0900 UTC and 1000-1030 UTC on 9560, 15305, 15570 and 17830 kHz. The popular "Swiss Shortwave Merry-Go-Round" is now heard each Saturday with the two Bobs who discuss the radio listening hobby. This year Swiss Radio International is celebrating 50 years of operation: it started in 1934 using the transmitters of the League of Nations.

**UNITED KINGDOM:** Last year the BBC announced plans to build a high powered shortwave transmitting site near Stratford-on-Avon. There was considerable local opposition to the plan, particularly from the Royal Shakespeare Theatre, which was concerned that if energy would get into equipment, resulting in the love scenes from "Romeo and Juliet" being punctuated by a sudden burst of the BBC theme "Lily Bolero"! The

BBC staged a simulated demonstration to remove these fears. However Britain's Environment Secretary, Mr Patrick Jenkin, rejected the application so the BBC may have to reconsider an earlier plan to build the new shortwave station at Washford West, where it already has mediumwave transmitters.

**USA:** Voice of America is using some out-of-band channels between 0000-0400 UTC in English to Central and South America. Reception has been noted on 9455 and 11580 kHz, and a service to the Far East is well received on 15205 kHz during the same hours. On Fridays these frequencies carry a magazine show at 0230 UTC which includes "Worldwide Shortwave Spectrum", a feature programme for shortwave listeners. The transmissions to Australia at 2200-2400 UTC are on 15185 and 17740 kHz, while broadcasts from 1100 UTC are transmitted on 6110 and 11715 kHz. Voice of America operates round the clock in English and signals are audible most of the day.

**USSR:** Radio Moscow World Service in English operates 24 hours a day with transmissions directed to Australia for 17 hours daily. Best reception is at 0100 UTC on 15510, 17730, 17850 and 21530 kHz. At 0600 UTC, 15490 kHz joins the programme and at 0900 UTC signals are received on 9790, 11770, 15490 and 15500 kHz. Highlights include "Radio Newsreel" daily at 0510 and 0810 UTC, "Moscow Mailbag" on Mondays and Fridays at 0520 UTC, a DX programme on Sundays at 0520 UTC, and a "Learning Russian by Radio" programme on Sundays at 0230 and 0830 UTC.

This item was contributed by Arthur Cushen, 212 Earn St, Invercargill, New Zealand, who would be pleased to supply additional information on medium and shortwave listening. All times quoted are UTC (GMT) 10 hours behind Sydney time, all frequencies are in kilohertz (kHz).

## DOC news

The Minister for Communications' power to prohibit radio and television broadcasts may be repealed.

The Minister for Communications, Mr Michael Duffy, said that power to prohibit broadcasts was incompatible with the ideals of a democratic society in peace time. He pointed out that adequate powers exist in other areas of legislation to cover such matters as obscene or indecent broadcasts, or the need to take complete control over broad-

casting in an emergency.

The Australian Broadcasting Tribunal (ABT) will continue to have the power to direct commercial licencees to vary their programs to conform with standards determined by the ABT, and it also retains the right to censor any matter considered objectionable in nature.

This statement, however, was made before the Minister's threat to legislate over sporting broadcasts!

## Termination clips for tower guys

New guy termination clips for Debeglass tower guys are available from GFS Electronic Imports.

For those unfamiliar with Debeglass, it is a high tensile strength, low elongation, non-corrosive, non-conductive guy wire substitute. It has an extremely high strength-to-cross-section ratio brought about by the use of a continuous filament fibreglass core sheathed in UV stabilized PVC. For example, 4 mm DB-4 has a tensile strength of 430 kg, while 5 mm DB-5 is rated at 560 kg tensile strength.

Until recently standard termi-

nation procedures for Debeglass included the use of thimbles and 'D' clamps. The new Debeclips offer a time saving alternative which is particularly noticeable on large installations.

Attachment of a Debeglass guy to a Debeclip involves simply knotting the end of the guy, inserting it into the Debeclip, then screwing on its cover.

For further information about Debeglass tower guys and the new Debeclip terminations contact the Australian distributors, GFS Electronic Imports, 17 McKeon Rd, Mitcham, Vic 3132. (03)873-3777. Telex 38053 GFS.



# We're just selling cable!

Rod Irving Electronics have a huge range of semis at very competitive prices!



**ROD IRVING ELECTRONICS**  
 425 High Street,  
 NORTHCOTE, 3070  
 VICTORIA, AUSTRALIA  
 Phone (03) 489 8866  
 48-50 A Beckett Street,  
 MELBOURNE, 3000  
 VICTORIA, AUSTRALIA  
 Ph. (03) 663 6151  
**Mail Order and  
 correspondence to:**  
 56 Renver Rd.,  
 CLAYTON 3168  
**TELEX: AA 151938**

ICL7106	19.50	74H73	1.80	74L5152	1.95	AY-3-2513	14.50	ICN-3	MP3A85	1.00	2N5981	1.80	74F181	5.98	XR2211	7.45	4580	3.78
ICL7116	19.50	74H74	1.80	74L5153	1.95	AY-3-2514	14.50	ICN-3	MP3A86	1.00	2N5982	1.80	74F182	2.73	XR2212	5.90	4581	1.80
ICL7117	21.80	74H75	1.80	74L5154	2.95	AY-3-2515	14.50	ICN-3	MP3A87	1.00	2N5983	1.80	74F183	7.44	XR2240	8.95	4582	8.25
ICL7118	19.50	74H76	1.80	74L5155	1.95	AY-3-2516	14.50	ICN-3	MP3A88	1.00	2N5984	1.80	74F184	1.86	XR2241	7.95	4583	2.00
ICL7119	19.50	74H77	1.80	74L5156	1.95	AY-3-2517	14.50	ICN-3	MP3A89	1.00	2N5985	1.80	74F185	4.86	XR2242	7.95	4584	2.00
ICL7120	19.50	74H78	1.80	74L5157	1.95	AY-3-2518	14.50	ICN-3	MP3A90	1.00	2N5986	1.80	74F186	2.41	95H00	8.50	4589	3.10
ICL7121	19.50	74H79	1.80	74L5158	1.95	AY-3-2519	14.50	ICN-3	MP3A91	1.00	2N5987	1.80	74F241	1.72	LM7555	1.90	4591	2.80
ICL7122	19.50	74H80	1.80	74L5159	1.95	AY-3-2520	14.50	ICN-3	MP3A92	1.00	2N5988	1.80	74F242	4.34	LM7556	3.50	4592	1.80
ICL7123	19.50	74H81	1.80	74L5160	1.95	AY-3-2521	14.50	ICN-3	MP3A93	1.00	2N5989	1.80	74F243	3.72	LM7557	1.90	4593	2.25
ICL7124	19.50	74H82	1.80	74L5161	1.95	AY-3-2522	14.50	ICN-3	MP3A94	1.00	2N5990	1.80	74F244	4.34	LM7558	3.50	4594	1.80
ICL7125	19.50	74H83	1.80	74L5162	1.95	AY-3-2523	14.50	ICN-3	MP3A95	1.00	2N5991	1.80	74F245	3.72	LM7559	3.50	4595	1.80
ICM7211	48.50	74H106	2.50	74L5163	1.95	AY-3-2524	14.50	ICN-3	MP3A96	1.00	2N5992	1.80	74F246	1.93	LM7560	3.50	4596	1.80
ICM7212	48.50	74H107	2.50	74L5164	1.95	AY-3-2525	14.50	ICN-3	MP3A97	1.00	2N5993	1.80	74F247	1.93	LM7561	3.50	4597	1.80
ICM7213	48.50	74H108	2.50	74L5165	1.95	AY-3-2526	14.50	ICN-3	MP3A98	1.00	2N5994	1.80	74F248	1.93	LM7562	3.50	4598	1.80
ICM7214	48.50	74H109	2.50	74L5166	1.95	AY-3-2527	14.50	ICN-3	MP3A99	1.00	2N5995	1.80	74F249	1.93	LM7563	3.50	4599	1.80
ICM7215	48.50	74H110	2.50	74L5167	1.95	AY-3-2528	14.50	ICN-3	MP3A100	1.00	2N5996	1.80	74F250	1.93	LM7564	3.50	4600	1.80
ICM7216	48.50	74H111	2.50	74L5168	1.95	AY-3-2529	14.50	ICN-3	MP3A101	1.00	2N5997	1.80	74F251	1.93	LM7565	3.50	4601	1.80
ICM7217	48.50	74H112	2.50	74L5169	1.95	AY-3-2530	14.50	ICN-3	MP3A102	1.00	2N5998	1.80	74F252	1.93	LM7566	3.50	4602	1.80
ICM7218	48.50	74H113	2.50	74L5170	1.95	AY-3-2531	14.50	ICN-3	MP3A103	1.00	2N5999	1.80	74F253	1.93	LM7567	3.50	4603	1.80
ICM7219	48.50	74H114	2.50	74L5171	1.95	AY-3-2532	14.50	ICN-3	MP3A104	1.00	2N6000	1.80	74F254	1.93	LM7568	3.50	4604	1.80
ICM7220	48.50	74H115	2.50	74L5172	1.95	AY-3-2533	14.50	ICN-3	MP3A105	1.00	2N6001	1.80	74F255	1.93	LM7569	3.50	4605	1.80
ICM7221	48.50	74H116	2.50	74L5173	1.95	AY-3-2534	14.50	ICN-3	MP3A106	1.00	2N6002	1.80	74F256	1.93	LM7570	3.50	4606	1.80
ICM7222	48.50	74H117	2.50	74L5174	1.95	AY-3-2535	14.50	ICN-3	MP3A107	1.00	2N6003	1.80	74F257	1.93	LM7571	3.50	4607	1.80
ICM7223	48.50	74H118	2.50	74L5175	1.95	AY-3-2536	14.50	ICN-3	MP3A108	1.00	2N6004	1.80	74F258	1.93	LM7572	3.50	4608	1.80
ICM7224	48.50	74H119	2.50	74L5176	1.95	AY-3-2537	14.50	ICN-3	MP3A109	1.00	2N6005	1.80	74F259	1.93	LM7573	3.50	4609	1.80
ICM7225	48.50	74H120	2.50	74L5177	1.95	AY-3-2538	14.50	ICN-3	MP3A110	1.00	2N6006	1.80	74F260	1.93	LM7574	3.50	4610	1.80
ICM7226	48.50	74H121	2.50	74L5178	1.95	AY-3-2539	14.50	ICN-3	MP3A111	1.00	2N6007	1.80	74F261	1.93	LM7575	3.50	4611	1.80
ICM7227	48.50	74H122	2.50	74L5179	1.95	AY-3-2540	14.50	ICN-3	MP3A112	1.00	2N6008	1.80	74F262	1.93	LM7576	3.50	4612	1.80
ICM7228	48.50	74H123	2.50	74L5180	1.95	AY-3-2541	14.50	ICN-3	MP3A113	1.00	2N6009	1.80	74F263	1.93	LM7577	3.50	4613	1.80
ICM7229	48.50	74H124	2.50	74L5181	1.95	AY-3-2542	14.50	ICN-3	MP3A114	1.00	2N6010	1.80	74F264	1.93	LM7578	3.50	4614	1.80
ICM7230	48.50	74H125	2.50	74L5182	1.95	AY-3-2543	14.50	ICN-3	MP3A115	1.00	2N6011	1.80	74F265	1.93	LM7579	3.50	4615	1.80
ICM7231	48.50	74H126	2.50	74L5183	1.95	AY-3-2544	14.50	ICN-3	MP3A116	1.00	2N6012	1.80	74F266	1.93	LM7580	3.50	4616	1.80
ICM7232	48.50	74H127	2.50	74L5184	1.95	AY-3-2545	14.50	ICN-3	MP3A117	1.00	2N6013	1.80	74F267	1.93	LM7581	3.50	4617	1.80
ICM7233	48.50	74H128	2.50	74L5185	1.95	AY-3-2546	14.50	ICN-3	MP3A118	1.00	2N6014	1.80	74F268	1.93	LM7582	3.50	4618	1.80
ICM7234	48.50	74H129	2.50	74L5186	1.95	AY-3-2547	14.50	ICN-3	MP3A119	1.00	2N6015	1.80	74F269	1.93	LM7583	3.50	4619	1.80
ICM7235	48.50	74H130	2.50	74L5187	1.95	AY-3-2548	14.50	ICN-3	MP3A120	1.00	2N6016	1.80	74F270	1.93	LM7584	3.50	4620	1.80
ICM7236	48.50	74H131	2.50	74L5188	1.95	AY-3-2549	14.50	ICN-3	MP3A121	1.00	2N6017	1.80	74F271	1.93	LM7585	3.50	4621	1.80
ICM7237	48.50	74H132	2.50	74L5189	1.95	AY-3-2550	14.50	ICN-3	MP3A122	1.00	2N6018	1.80	74F272	1.93	LM7586	3.50	4622	1.80
ICM7238	48.50	74H133	2.50	74L5190	1.95	AY-3-2551	14.50	ICN-3	MP3A123	1.00	2N6019	1.80	74F273	1.93	LM7587	3.50	4623	1.80
ICM7239	48.50	74H134	2.50	74L5191	1.95	AY-3-2552	14.50	ICN-3	MP3A124	1.00	2N6020	1.80	74F274	1.93	LM7588	3.50	4624	1.80
ICM7240	48.50	74H135	2.50	74L5192	1.95	AY-3-2553	14.50	ICN-3	MP3A125	1.00	2N6021	1.80	74F275	1.93	LM7589	3.50	4625	1.80
ICM7241	48.50	74H136	2.50	74L5193	1.95	AY-3-2554	14.50	ICN-3	MP3A126	1.00	2N6022	1.80	74F276	1.93	LM7590	3.50	4626	1.80
ICM7242	48.50	74H137	2.50	74L5194	1.95	AY-3-2555	14.50	ICN-3	MP3A127	1.00	2N6023	1.80	74F277	1.93	LM7591	3.50	4627	1.80
ICM7243	48.50	74H138	2.50	74L5195	1.95	AY-3-2556	14.50	ICN-3	MP3A128	1.00	2N6024	1.80	74F278	1.93	LM7592	3.50	4628	1.80
ICM7244	48.50	74H139	2.50	74L5196	1.95	AY-3-2557	14.50	ICN-3	MP3A129	1.00	2N6025	1.80	74F279	1.93	LM7593	3.50	4629	1.80
ICM7245	48.50	74H140	2.50	74L5197	1.95	AY-3-2558	14.50	ICN-3	MP3A130	1.00	2N6026	1.80	74F280	1.93	LM7594	3.50	4630	1.80
ICM7246	48.50	74H141	2.50	74L5198	1.95	AY-3-2559	14.50	ICN-3	MP3A131	1.00	2N6027	1.80	74F281	1.93	LM7595	3.50	4631	1.80
ICM7247	48.50	74H142	2.50	74L5199	1.95	AY-3-2560	14.50	ICN-3	MP3A132	1.00	2N6028	1.80	74F282	1.93	LM7596	3.50	4632	1.80
ICM7248	48.50	74H143	2.50	74L5200	1.95	AY-3-2561	14.50	ICN-3	MP3A133	1.00	2N6029	1.80	74F283	1.93	LM7597	3.50	4633	1.80
ICM7249	48.50	74H144	2.50	74L5201	1.95	AY-3-2562	14.50	ICN-3	MP3A134	1.00	2N6030	1.80	74F284	1.93	LM7598	3.50	4634	1.80
ICM7250	48.50	74H145	2.50	74L5202	1.95	AY-3-2563	14.50	ICN-3	MP3A135	1.00	2N6031	1.80	74F285	1.93	LM7599	3.50	4635	1.80
ICM7251	48.50	74H146	2.50	74L5203	1.95	AY-3-2564	14.50	ICN-3	MP3A136	1.00	2N6032	1.80	74F286	1.93	LM7600	3.50	4636	1.80
ICM7252	48.50	74H147	2.50	74L5204	1.95	AY-3-2565	14.50	ICN-3	MP3A137	1.00	2N6033	1.80	74F287	1.93	LM7601	3.50	4637	1.80
ICM7253	48.50	74H148	2.50	74L5205	1.95	AY-3-2566	14.50	ICN-3	MP3A138	1.00	2N6034	1.80	74F288	1.93	LM7602	3.50	4638	1.80
ICM7254	48.50	74H149	2.50	74L5206	1.95	AY-3-2567	14.50	ICN-3	MP3A139	1.00	2N6035	1.80	74F289	1.93	LM7603	3.50	4639	1.80
ICM7255	48.50	74H150	2.50	74L5207	1.95	AY-3-2568	14.50	ICN-3	MP3A140	1.00	2N6036	1.80	74F290	1.93	LM7604	3.50	4640	1.80
ICM7256	48.50	74H151	2.50	74L5208	1.95	AY-3-2569	14.50	ICN-3	MP3A141	1.00	2N6037	1.80	74F291	1.93	LM7605	3.50	4641	1.80
ICM7257	48.50	74H152	2.50	74L5209	1.95	AY-3-2570	14.50	ICN-3	MP3A142	1.00	2N6038	1.80	74F292	1.93	LM7606	3.50	4642	1.80
ICM7258	48.50	74H153	2.50	74L5210	1.95	AY-3-2571	14.50	ICN-3	MP3A143	1.00	2N6039	1.80	74F293	1.93	LM7607	3.50	4643	1.80
ICM7259	48.50	74H154	2.50	74L5211	1.95	AY-3-2572	14.50	ICN-3	MP3A144	1.00	2N6040	1.80	74F294	1.93	LM7608	3.50	4644	1.80
ICM7260	48.50	74H155	2.50	74L5212	1.95													



# ACTIVE ELECTRONICS

289 LATROBE STREET, MELBOURNE 3000 PH. (03) 602 3499  
887 SPRINGVALE ROAD, SPRINGVALE 3171 PH. (03) 547 1046

9am - 5.30pm MON-THURS

9am - 7.30pm FRIDAYS

9am - 12noon SATURDAY

ALL YOU HAVE EVER WANTED IN AN ELECTRONIC STORE - AND MORE!

**SUPER**

## SEMICONDUCTOR SPECIALS

JUST PART OF THE LARGE RANGE AVAILABLE FROM ACTIVE STORES

### 4000

4002B	.30
4006B	.80
4011B	.30
4013B	.45
4016B	.50
4017B	.65
4023B	.30
4026B	.60
4040B	.65
4047B	.70
4049B	.50
4069B	.45
4081B	.30
4093B	.50
40106B	.65
(=74C14)	

### 74HC

74HC00	.50
74HC08	.50
74HC11	.50
74HC42	1.20
74HC51	.60
74HC86	.60
74HC161	1.30
74HC164	1.40
74HC4020	1.40
74HC4040	1.40
74HC4066	1.20

### 74LS

74LS00	.30	74LS109	.35
74LS04	.30	74LS136	.55
74LS05	.30	74LS157	.45
74LS08	.30	74LS174	.55
74LS10	.30	74LS251	.65
74LS11	.35	74LS253	.55
74LS14	.32	74LS256	.70
74LS20	.32	74LS257	.55
74LS30	.30	74LS258	.60
74LS42	.40	74LS367	.45
74LS74	.35	74LS373	.95
74LS83	.50	74LS374	.95
74LS93	.55	74LS390	.95
		74LS393	.90

CHECK OUR LOW PRICES

4164 - 150 NS	\$2.50 ea.	\$2.45 10 up.
6116	\$2.95 ea.	\$2.75 10 up.
6264	\$19.00 ea.	\$15.00 10 up.
4116	\$1.80 ea.	\$1.70 10 up.

PRICES AVAILABLE FOR MONTH OF ISSUE ONLY

### TRANSISTORS

TIP125	.75
2N3866	.95

### LINEAR

LM2902	.40
LM324N	.40
NE555	.35
LM741N	.35

### CPU

Z80ADMA	10.75
Z80BCPU	8.00
Z80BDART	15.50

**NEW MAIL ORDER HOTLINE (03) 561 2103**

PICK UP YOUR FREE COPY FROM ANY OF OUR ELECTRONIC SUPER STORES

#### POSTAGE RATES

\$1 - \$9.99	\$2.00	\$50 - \$99.99	\$5.00
\$10 - \$24.99	\$3.00	\$100 - \$199	\$7.50
\$25 - \$49.99	\$4.00	\$200 plus	\$10.00

ALL MAIL ORDERS TO ACTIVE ELECTRONICS NEW BULK STORE 797 SPRINGVALE RD. MULGRAVE. 3170.



PLEASE SEND ME ACTIVE'S FULL RANGE SEMICONDUCTOR CATALOGUE

NAME: \_\_\_\_\_

ADDRESS: \_\_\_\_\_

PLEASE ENCLOSE 50c FOR POSTAGE.

STARTING ON

THE REPORT

## RFI PROTECTION COMPONENTS

### Five ranges of components to counter problems of electrical interference . . . outside the lab.

Because there is no one solution to radio frequency interference (RFI), Siemens makes 5 main ranges of interference suppression components. From these, additional equipment can be customised to cope with your RFI problems.

As you know, outside interference often only raises its ugly head outside the lab. So consider this basic Siemens range that can counter most causes . . . and see an end to customer complaints, warranty costs, service expenses and legal battles.


1. Surge Voltage Protectors . . . ideal for very large energy spikes such as are induced into wiring by nearby lightning strikes to the ground.

2. Varistors . . . for lower energy spikes. Also useful as secondary back-up behind gas arrestors; and can be used directly across mains wiring to remove spikes riding on the 50 Hz waveform.

3. RFI Filters . . . used on the mains outlet to keep out the most notorious interference; and also to prevent your equipment interfering with others.

4. Ceramic Capacitors . . . to be scattered over circuits and across all the input/outlet lines on data communication points.

5. Specialised Components . . . including X capacitors, Y capacitors, current compensated chokes and micro chokes.



#### Special Siemens advantages

- Because Siemens parts are already used by major local manufacturers, substantial stocks are in ready supply.
- Siemens staff are skilled in all the available protection technologies; so can offer real help to designers who encounter tricky problems.

Call us now, for quick supply or helpful consultation.

#### Siemens Ltd.

544 Church St., Richmond, Vic. 3121.

#### Sales Offices

Melbourne:

(03) 420 7318

Sydney:

(02) 436 8730

#### Distributors:

Victoria: Promark Electronics (Vic.)

(03) 878 1255

New South Wales: Nexus Electronics Pty. Ltd.

(02) 439 5800

New South Wales:

Promark Electronics Pty. Ltd.

(02) 439 6477

Queensland: ECO Electronics

(07) 376 5677

South Australia: R.G. Pank Pty. Ltd.

(08) 51 2411

South Australia: Protronics Pty. Ltd.

(08) 212 3111

Western Australia: Reserve Electronics

(09) 328 9755

# THE RECEPTION REPORT

Arthur Cushen

Receiving station verification cards is a bit like stamp collecting: all those exotic emblems from mysterious lands! Once you've picked up a broadcast the thing to do is to write a reception report to send to the station — broadcasters like nothing better than to know they are received. Then you can start wall papering with the verification cards they send out in reply.

**A RECEPTION REPORT** sent to any radio station should contain the following information: date, time locally and in UTC, details of reception conditions, the programme material broadcast, and information about your receiver and aerial. You should also give a comparison with other signals from the same area being received on the same band, and include return postage in the form of an International Reply Coupon or mint stamps of the country to which you are listening.

**DATE:** The date should be written in full, eg, Wednesday 4 September 1985, and not in figures. When printing the date in figures some countries, such as the United States and several European countries, would use

the format of 9/4/85, which you might confuse as the 9th April instead of the 4th September.

**TIME:** Time should be given in UTC when dealing with international broadcasters, but with regional and local stations the local time should be quoted as well as UTC. Remember that Australia's east coast is 10 hours ahead of UTC, therefore stations heard before 10 am Sydney time are observing the previous day.

**RECEPTION CONDITIONS:** The conditions are often best expressed in your own words as regards local stations, and should cover the signal strength, readability of the signal, interference and the overall picture of reception.

International broadcasting stations are familiar with either of the two reception codes, SINPO or SIO. SINPO stands for "Signal, Interference, Noise, Propagation and Overall merit" and is judged on a scale of 0 to 5 (see Table 1). When using the SINPO code, the overall merit figure should be the same as the lowest of the group, hence a signal 43443 is more correct than 43444, as the last figure denoting the overall merit of good has been depreciated by some interference.

The realization that many shortwave listeners find evaluation of propagation conditions difficult due to inexperience in day-to-day listening has led many international broadcasters to now use the SIO code, standing for "Signals, Interference and Overall merit". Among those using this code are the BBC, Radio Nederland, VOA and Radio Sweden. In the case of the VOA the interference rating is known as degradation (see Table 2).

Listeners will be able to judge the signal level from the S meter on their receivers, but seldom can a signal be rated 555; in fact many broadcasters are interested only in the signal range 2, 3 and 4. For instance, the BBC feels that a signal under 2 is of no value to the listener as reception would be very poor whereas a signal over 4 is a bonus.

The technical staff at mediumwave stations may not be aware of the reception codes. When writing to them you should describe the signal using some of the references indicated on the SIO code, eg, "your signal was strong with slight interference giving an overall picture of good reception."

**PROGRAMME MATERIAL:** The new listener should first aim at reporting broadcasts in the English language and submit at least 15 minutes of programme material. The length of a reception report overall will depend on the type of programme being broadcast.

If a station is carrying a transcribed gospel programme for 30 minutes, for example, only the name of that programme will be known to the broadcaster, and not its contents. The essential information is at the start and end of the programme and comprises local origination such as the time, frequencies and name of the programme, as



Verifications from stations which no longer exist as well as from frequently heard stations are shown in this selection of QSL cards received over the past 40 years, on both medium and shortwave.

well as information that the station has on its log, all of which is verifiable.

In the case of a station broadcasting news, commentary and popular music, the names of the newsreader and commentator should be mentioned and then some details of the music programme, including the artists and names of the songs being played.

Reception conditions may be such that only parts of the transmission are audible, but always remember that the "hour" is the same in Sydney as it is in almost all countries and that on the hour, every hour, stations identify. There are some exceptions in stations in the 30 minute time zone, such as in South Australia and India. In the case of local mediumwave stations, commercial announcements are of value as they give street addresses, telephone numbers and the products being sold, so the station manager or engineer who receives your reception report can quickly identify if the broadcast was part of their transmission or not.

**RECEIVER:** You should describe the make and model number of your receiver and, if it is an old valve receiver, the number of tubes and the receiver's age. You should also indicate if it has frequency read-out which helps to give the station positive details of the frequency you are tuned to.

**AERIAL:** The aerial should be described clearly, such as 10 metres high, 20 metres long inverted L type, or a loop, long wire or beverage, or perhaps it is a V beam, dipole, etc. This type of information about equipment (both aerial and receiver) gives the station an indication of whether you are listening under normal reception conditions with domestic type equipment or whether you have a professional receiver and are listening on a DXpedition, which is at a specially selected listening post outside the city and away from man-made interference.

**COMPARISON:** If you are listening on mediumwave you should compare a signal, say, from Adelaide, with other stations in that city, giving an indication of the various signal strengths of each audible station. When tuned to shortwave, for instance, the BBC transmissions to Australia should be compared to other European signals using the short path transmission across Asia, such as the Vatican and Deutsche Welle.

There should also be some indication of co-channel interference if this exists, and you should try to identify the station broadcasting on the same frequency — it will be underneath the transmission you are tuned to. There are other areas of interference such as jamming and sideband interference from a stronger signal on the upper or lower side of the station you are listening to. You should also comment on any other source of interference which is detrimental to good reception.

**RETURN POSTAGE:** It is a courtesy to send return postage with your reception report to almost all stations, including all mediumwave stations and most shortwave stations except the international broadcasters. Details on this matter are given in the *World Radio & Television Handbook*. It is better to send return postage when not re-

**TABLE 1. SINPO CODE**

S Signal Strength	I Interference	N Atmospheric Noise	P Propagation (Fading)	O Overall Merit
5 EXCELLENT	5 NONE	5 NONE	5 NONE	5 EXCELLENT
4 GOOD	4 SLIGHT	4 SLIGHT	4 SLIGHT	4 GOOD
3 FAIR	3 MODERATE	3 MODERATE	3 MODERATE	3 FAIR
2 POOR	2 SEVERE	2 SEVERE	2 SEVERE	2 POOR
1 BARELY AUDIBLE	1 EXTREME	1 EXTREME	1 EXTREME	1 UNUSABLE

**TABLE 2. VOA SIO CODE**

SIGNAL STRENGTH	OVERALL QUALITY
5 — Very Strong	5 — Excellent best possible shortwave reception, subject to no more than slight degradation.
4 — Strong	4 — Good can be tuned in and listened to with ease and without undue annoyance despite degradation.
3 — Fair	3 — Fair can be listened to only with difficulty because of annoying degradation.
2 — Weak	2 — Poor can be tuned in but only portions of program heard because of annoying degradation.
1 — Nil (No VOA signal audible due to poor propagation or interference)	1 — Nil VOA program cannot be heard for any reason.
<b>DEGRADATION</b>	
5 — None	
4 — Slight	
3 — Moderate	
2 — Severe	
1 — Extreme (No VOA signal heard because of interference)	
<b>INTERFERENCE AND DEGRADATION IDENTIFICATION, AND REMARKS</b>	
If the overall quality of a program is affected by interference, fading, atmospheric, etc, list the causes of such degradation in the proper column, using the following symbols:	
A — atmospheric noise or static	H — heterodyne (whistle or tone)
C — code, teletype or other pulsed interference	J — jamming
F — fading	K — mayak jamming
	L — local electric noise (auto ignition, generator, etc)
	M — poor modulation
	V — voice or music
	fd — poor feed

quired (in which case it will be returned by the station) than to fail to receive verification due to postage not being included. The simplest way to send return postage is by International Reply Coupon, which can be purchased from the post office and redeemed by the station to which you have reported reception (it receives the equivalent of return postage to Australia). The Universal Postal Union does not operate in some non-member countries, such as South Africa, and hence IRCs are not valid there.

Some DX clubs sell mint stamps, mainly from Australia, New Zealand and the United States, though there are services available which have mint stamps of most countries. A prepared verification card is also available from some DX clubs, setting out the details required to confirm your report, the date and time, and including an affixed return postage stamp; this makes it an easy matter for the station to verify your report (if it is correct!). But this type of card should only be used when previous attempts have been made to verify a station without success, as the station's own verification card or letter is more acceptable.

### Monitoring

Shortwave organizations employ monitors throughout the world to check their transmissions each day and send weekly reception log sheets to London, Montreal, Washington and other offices of international broadcasters.

I have reported on BBC reception each week since 1942, sending hundreds of inter-

national telegrams to London over the years as well as providing a report each week, covering over 70 frequencies which are checked each day. This information enables the international broadcaster to receive a continuing picture of reception in a given area from an experienced listener, generally using domestic type equipment so that an overly rosy picture of reception is not presented. Therefore, the report would be similar to that from anyone listening to London in the same area, who was using domestic equipment.

The broadcasters transmitting to an international audience make frequency changes on the first Sunday in March, May, September and November. This information is received weeks in advance of any projected frequency change, so that the monitor can check for usage of the frequency by any other broadcasters.

Listeners will be aware that frequency changes often occur to avoid interference from another station using the same channel, and a lot of background work is needed before the change takes place. For example, international telegrams to Stockholm are frequently beset by interference and new channels are found by the monitor, enabling a clearer signal to be received.

Another area of the monitor's work is band surveys, which are done on a regular basis. A complete band is surveyed over several hours and every signal is identified not only for its strength, but for length of transmission, location, and interference to the broadcast. This practical exercise shows

## STARTING DX

frequency occupancy at a glance and enables engineers to note any unoccupied frequency that could be used.

### Verification

Verification of your reception report could come in the form of a card or letters and may be accompanied by schedules, stickers, pennants and badges. The speed with which a station replies depends upon whether it uses airmail or seamail services. The unexpected arrival of a verification after many years is not uncommon. I recently received a verification from KGVW in Montana after 19 years — obviously the station had a spring clean and found my report!

The verification card should confirm the date and time of reception and the frequency. It should have the radio listener's name and address on it and the same information should appear in the verification letter. Due to the high cost of handling listeners' reports, a few stations have moved to other forms of acknowledgement. Radio Finland has an audience card which is only an acknowledgement and not a verification, while Radio Canada International sends out a blank card for the listener to detail reception of one of their transmissions and send it back to Montreal where it is verified and returned to the listener.

Verifications from stations which no longer exist and from countries which are no longer on the map are cherished by the older listener. They are valued archive material, and many tell the story of the changing world we live in, from both a geographical and historical angle. It is sad to find verification cards being auctioned or cut up for the postage stamps that are on them. The New Zealand Radio DX League archive housed at Radio New Zealand's Archives in Timaru is one place where these historic items of radio history are catalogued, so that listeners in the future can look back at the history of radio broadcasting as it occurred from the first regular transmission in 1919.

### The shortwave audience

The radio listener provides information to international broadcasters on reception, interference and general receiving conditions as well as commenting on the programmes and their popularity, and what he would like to hear. The station, in confirming reception, checks the log book for verifiable material and hence the verification card, often called a QSL card or letter, is legal proof of reception as it indicates the time and frequency and the name of the listener.

The listener's report also helps the station to survey its audience worldwide. The cost of making such a survey is tremendous.

On mediumwave, under local conditions, radio stations have an idea of their audience. For example, in Sydney four-weekly surveys by an independent research organization show the 'ratings' (or percentage of the audience tuned in) of various stations. Recent surveys show that 2WS is clear leader in the 25-55 year old age group with an average share of all ages of 16.5%. 2MMM on FM has 10.5%, followed by 2DAY FM 10.1%, 2UE 8.9%, 2CH 8.5% and 2GB 8.1%. Commercial radio stations base their 'audience pull' on this figure and use it to convince advertisers of the number of listeners tuned to their programmes.

International broadcasters have various means of research including the mail count. Austrian Radio's mail count for March-May 1984 amounted to 20,587 letters and reports from 89 countries, including 978 from Australia, 482 from New Zealand, 13 from Papua New Guinea and 27 from Vanuatu. In addition, 129 listeners sent cassette recordings to Vienna during the two months, from 30 countries.


The BBC and VOA each claim over 120 million listeners per week. According to an audience researcher, Graham Mitten of the BBC External Service, listening to the Voice of America has increased since President Reagan came to power as there is a greater degree of American prominence in world events and listeners worldwide want

to hear the country's policies direct from VOA.

Both China and the USSR spend substantial sums on international broadcasting. However, the BBC researchers have discovered that the biggest spending does not guarantee the largest or most widespread audience. In terms of hours of broadcasting, the very top of the list of international broadcasters is the Soviet Union, yet nowhere is Radio Moscow's audience ranked as 'number one' outside the Soviet Union. In second place is the Voice of America followed by China, West Germany and the United Kingdom. Then comes North Korea and Albania. The BBC has carried out research throughout the world and has found very few people who listen to either North Korea or Albania on shortwave. Both these countries broadcast four times the amount of material each week as Radio Canada does, for example.

Radio Canada, broadcasting more than 160 hours a week in 12 languages, has an estimated audience of 12 million. This puts Canada in about 30th place insofar as the amount of programmes broadcast each week. Radio Moscow, by comparison, broadcasts over 2000 hours each week and transmits in more than 80 languages. Nevertheless Canada, like Australia, has a substantial audience because of the credibility of broadcasting and both follow the trend of the BBC — although the UK no longer has the prominence that it once did in world affairs; worldwide audiences tend to trust the BBC for news that is accurate.

International broadcasters are aware that they are facing tremendous difficulties in providing shortwave listeners with good clear reception, as they are faced with the problems of jamming and other deliberate interference. As well, the falling sunspots have meant an increasing strain on the frequencies allocated to worldwide broadcasting. To reach the audience in a primary area, relay bases are rapidly being added by international broadcasters through satellite links between the studio and the distant transmitters. Already the BBC, VOA, Deutsche Welle, Radio Nederland, Radio France International and Radio Japan are using this method to bring their programme services closer to distant audiences. ●



Ring or call for brochures and technical information on:

- Development Systems
- Support Software
- EPROM Programmers
- IC Testers
- Image Scanning

## The cost effective solution MICE-II IN-CIRCUIT EMULATOR

Manufactured by Microtek International Inc.

- emulation for a wide variety of processors
- full symbolic debugging and software analysis, software available for IBM-PC

**MACRO DYNAMICS** Australian Distributor

80 Lewis Road, Wantirna South, 3153. Ph: 220 7260. Tlx AA30674 NSW (02) 85 3050

# BOOKS OF SPECIAL INTEREST

## electronics textbooks

### ELEMENTS OF ELECTRONICS- BOOK 1

This five book series is an introduction to modern electronics. All of the necessary mathematics is introduced and explained as required. The emphasis is on understanding concepts rather than digressing over the whole field. The author anticipates difficulties the beginner may have and explains them as they occur. BOOK 1 covers all of the fundamental theory necessary to understand simple electronic circuits and components. 209pp.

A0003B \$9.95

### ELEMENTS OF ELECTRONICS- BOOK 2

See Book 1: Covers alternating current theory. 216pp.

A0004B \$9.95

### ELEMENTS OF ELECTRONICS- BOOK 3

See Book 1: Covers semiconductor technology and introduces transistors and ICs. 204pp.

A0005B \$9.95

### BASIC ELECTRICITY/ELECTRONICS

Volume 1 gives a thorough theoretical and practical background to the overall theory and practical aspects of electricity and electronics. Volume 2 builds from the background into a detailed coverage of AC and DC circuits including series and parallel circuits, electro-magnetism, resistance, capacitance and inductance with explanations of the associated calculations. Volume 4 explains construction, operation and usage of electronic test instruments with full details on analogue and digital multimeters, vacuum-tube voltmeters, oscilloscopes, tube testers and more: Enough to equip a workshop. Volume 5 gives simple and clear explanations of the operating principles of motors and generators and builds into detailed discussions of their workings.

A0008H Vol 1, 320pp. \$15.95

A0009H Vol 2, 318pp. \$15.95

A0011H Vol 4, 396pp. \$15.95

A0012H Vol 5, 240pp. \$15.95

## reference and data handbooks

### PRACTICAL ELECTRONIC CALCULATIONS AND FORMULAE

For the practical person's workbench. Bridges the gap between practical theory and cut-and-dried methods which work but leave the experimenter unfulfilled. There's a strong practical bias and higher maths are avoided where possible. 249pp.

B0027B \$9.95

### INTERNATIONAL DIODE EQUIVALENTS GUIDE

Includes zener diodes, LEDs, diacs, triacs, thyristors, OCIs; photo, display, and simple rectifier diodes. 330pp.

B0339B \$6.95

### TTL COOKBOOK

This American best-seller has become the standard reference on transistor-transistor-logic. After describing the basic workings and devices, the author moves on to detailed descriptions of gate and timer circuits, flip flops, noise generators, rate multipliers and more, including typical circuits and practical applications. 334pp.

E0083P \$19.95

## electronics for beginners

### RADIO CONTROL FOR BEGINNERS

Newcomers to the fascinating hobby of radio control will find this practical introduction invaluable. A number of constructional projects, many with complete board layouts, are included to help the beginner simply and successfully build up the circuits. 92pp.

C0034B \$5.95

### SOLID STATE SHORTWAVE RECEIVERS FOR BEGINNERS

Details the design and construction of several solid state shortwave receivers giving a high level of performance yet utilising few components. 93pp.

C0044B \$5.95

## constructional projects

### REMOTE CONTROL PROJECTS

Primarily for the enthusiast who wishes to experiment with remote control. Full explanations of the how the circuits work are given and many of the designs can be adapted to circuits that have been published elsewhere. Covers remote control by ultra-sound and infra-red as well as radio control. 164pp.

D0046B \$6.95

### HOW TO MAKE WALKIE-TALKIES

This treatise on low power transmitter-receivers (walkie-talkies) covers many aspects, from licensing requirements and bands, through practical circuitry and construction to the types of aerials that may be used. 104pp.

D0056B \$6.95

### ELECTRONIC SECURITY DEVICES

Besides including both simple and sophisticated burglar alarm circuits using light, infra-red and ultra-sonics, this book also gives circuits for gas and smoke detectors, flood alarms, fire alarms, doorphones, etc. 102pp.

D0059B \$6.95

## circuit techniques and design

### 50 PROJECTS USING RELAYS, SCRs AND TRIACS

Practical working circuits using silicon rectifiers, relays and bi-directional triodes. With a minimum of difficulty you can use them in motor control, dimming and heating control, timing and light sensitive circuits, warning devices and many others. 102pp.

E0068B \$6.95

### HOW TO DESIGN ELECTRONIC PROJECTS

Tackles the problem of combining and integrating components into a complete working project with the minimum of trial and error and without advanced mathematics. Guides the reader through examples with circuit analysis, possible solutions and practical designs including component values. 101pp.

E0082B \$6.55

## test equipment and fault finding

### HOW TO GET YOUR ELECTRONIC PROJECTS WORKING

Helps you to overcome the problem of a circuit that doesn't work after assembly by indicating how and where to start looking. Covers most of the common faults that occur when constructing an electronic project. 81pp.

F0114B \$6.95

### TROUBLESHOOTING WITH THE OSCILLOSCOPE

Excellent for the professional service technician or serious hobbyist. It combines step by step procedures for using the 'scope with the specific nuts and bolts of television receiver troubleshooting. 92pp.

F0121R \$17.95

### ELECTRONIC TROUBLESHOOTING HANDBOOK

This workbook guide shows you how to pinpoint trouble in minutes, how to test almost anything electronic and how to get the most out of low-cost test equipment. 215pp.

F0257H \$13.95

### USE OF THE DUAL TRACE OSCILLOSCOPE

This programmed text breaks down the process of operating a 'scope into a series of logical steps. It starts with the deflection of the electron beam and continues through the proper use of the triggering controls to measure the phase difference between two waveforms.

F0259H \$43.50

## electronic music and audio/video

### AUDIO AMPLIFIER CONSTRUCTION

Provides a wide range of preamplifier and power amplifier designs including a low noise microphone, tape head and guitar preamps, and various tone controls. Written for those with limited experience in construction, but certainly useful for the more advanced hobbyist. 99pp.

G0132B \$6.55

### TUBE SUBSTITUTION HANDBOOK No. 21

This is the twenty-first edition of this ever-popular, ever useful guide to direct substitutes for receiving tubes and picture tubes. This accurate and up-to-date handbook is divided into 7 sections for easy reference and includes handy tube basing diagrams. This is indispensable for servicing tube-type equipment. 128pp.

G0130P \$8.75

### HOW TO BUILD SPEAKER ENCLOSURES

No matter how good your sound system, the quality of the final sound is only as good as your speaker enclosures. This thorough, comprehensive book provides a wealth of practical and theoretical 'hows and whys.' The many detailed drawings and complete instructions cover infinite-baffle, bass reflex, and horn projector enclosures as well as combinations. 144pp.

G0131P \$10.95

**ORDER TODAY — Simply return the Freepost reply card!**

**More BOOKS follow . . .**



# BOOKS OF SPECIAL INTEREST

## electronic music and audio/video

### ELECTRONIC SYNTHESIZER PROJECTS

For the electronic music enthusiast. This invaluable reference is full of circuits and information on how to build analogue delay lines, sequencers, voltage control oscillators, envelope shapers, etc. The author takes a clear and logical approach to the subject that enables even the beginning enthusiast to understand and build up what appear to be quite complex instruments. 81pp. G0133B \$5.95

### ELECTRONIC MUSIC PROJECTS

Provides constructors with practical circuits for the less complex music equipment including fuzz box, waa-waa pedal, sustain unit, reverb and phaser, tremolo generator, and the like. Text covers guitar effects, general effects, sound generators, and accessories. 106pp. G0135B \$5.95

### WORKING IN THE MUSIC BUSINESS

Gives realistic insights into the work and lifestyle found in the music business. Definitely of interest to anyone considering work in recording studios, record companies, music publishing, and similar fields. 158pp. G0279D \$11.95

### THE MUSICIAN AND THE MICRO

A straightforward and practical guide for keen musicians, teachers and those who work in the music industry. It covers the exciting world of microprocessor applications and computerised musical instruments. 192pp. G0280D \$9.95

### AUDIO

A theoretical study of sound waves and acoustical quantities which leads into a study of hearing and room acoustics. A discussion of microphones and loudspeakers is developed into sections on amplifiers and recordings, covers digital as well as magnetic and disc recording. 308pp. G0332B \$7.55

### SINGLE-CAMERA VIDEO PRODUCTION

Step by step diagrams and illustrations show you how to produce low-budget, high quality video programs using only one camera. There are chapters on audio, lighting, shooting, editing, graphics and set design. 241pp. G0379H \$25.25

## computers for beginners

### ALMOST EVERYBODY'S PERSONAL COMPUTER BOOK

Written for the computing beginner to break the enormous barrier of jargon and mystique that seems to surround computers. With a highly readable approach, the author introduces the basic concepts and develops them into a general discussion on personal computers including choosing and caring for a PC. Also offers an introduction to BASIC programming. 160pp. H0144Z \$8.95

Prices subject to change without notice.

### COMPUTER TERMINOLOGY EXPLAINED

Concise explains the most common terms encountered by the home computer enthusiast as well as many of those used with mini- and mainframe computers. Includes tables of ASCII codes and BASIC control codes. 81pp. H0143B \$5.95

### SPOTLIGHT ON COMPUTER AWARENESS

An Introduction to speaking confidently about how computers work, their applications, their history (from abacus to IBM) and employment prospects in computer related fields. Includes a comprehensive glossary. 84pp. H0145P \$6.95

### DON'T (OR HOW TO CARE FOR YOUR COMPUTER)

A guide to computer and peripheral preservation. Specific advice for the computer, floppy discs, hard discs, the CRT terminal, the printer, tape units, the computer room, software and documentation. 210pp. H0153A \$19.95

### YOUR FIRST COMPUTER

A beginner's guide to understanding, purchasing and applying small computers to business and personal uses. Well-written with an easy to understand style. 252pp. H0271A \$15.25

### PROGRAMMING FOR REAL BEGINNERS: STAGE 1

Written for complete beginners, this book assumes no previous knowledge of computers at all and is an excellent guide through the initial stages of building simple programs. The text is written to be non-machine-specific, so it can be used with any micro that is programmable in BASIC. 82pp. H0344A \$10.95

### PROGRAMMING FOR REAL BEGINNERS: STAGE 2

This book introduces the stages of planning a program, including the use of flowcharts, and explains the wider range of facilities the computer has to offer. You'll also learn how to plan your screen displays attractively to make your programs really user friendly. 80pp. H0387A \$13.95

## computer hardware and techniques

### Z80 MICROCOMPUTER DESIGN PROJECTS

A complete look at the internal architecture of the Z80, the heart of many microcomputers, and even shows how to build a microcomputer, the EX80, using this powerful chip. J0156P \$20.75

### A PRACTICAL INTRODUCTION TO MICROPROCESSORS

Takes the reader through the construction of a simple microprocessor and experimenting with it to gain an insight into the complexities of microprocessing. The book assumes a general knowledge of electronics. J0158B \$5.95

### STD BUS INTERFACING

Tells what the STD bus is, why it should be used and how to interface it with various peripherals. Explains addressing I/O devices, the use of different techniques to assign or decode addresses and the transfer of data and control signal timing. 286pp. J0164P \$21.95



## computer hardware and techniques

### EASY ADD-ON PROJECTS FOR COMMODORE 64, VIC-20, BBC MICRO & ACORN ELECTRON

The simple and inexpensive projects include a pulse detector, model controller, light pen, lap sensor and more plus six projects that make up a weather station. 191pp. J0165B \$6.95

### A Z80 WORKSHOP MANUAL

Intended for those who want to progress beyond programming in BASIC to topics such as machine code and assembly language programming or who need hardware details of the Z80-based computers. 184pp. J0283B \$8.95

### SECRETS OF THE COMMODORE 64

A beginner's guide to the C64 with masses of useful information and programming tips as well as describing how to get the best from the powerful sound and graphics facilities. Includes two useful chapters on machine code. 109pp. J0297B \$5.95

### HOW TO PROGRAM AND INTERFACE THE 6800

An in-depth introduction to microprocessors and microcomputers in general and specifically the Motorola 6800 microprocessor family. Includes experiments for the Heath ET3400 and Motorola MEK6800D learning systems designed to demonstrate 'real world' applications. 414pp. J0303P \$22.95

### MICRO INTERFACING CIRCUITS: BOOK 1

Guides those who are unaccustomed to microprocessor techniques but have some knowledge of electronics, through a practical approach to address decoding, parallel and serial interfacing, analogue to digital and digital to analogue converters, etc. 96pp. J0325B \$6.55

### MICRO INTERFACING CIRCUITS: BOOK 2

Develops the practical side of interfacing introduced in Book 1. Discusses sound and speech generators, temperature and optical sensors, motor controllers, etc. 87pp. J0326B \$6.55

### AN INTRODUCTION TO 6502 MACHINE CODE

Starts with a general background to microprocessing and then details all of the legal 6502 instructions. Also covers the use of address modes and gives machine specific listings and sample programs. 107pp. K0178 \$6.55

**ORDER TODAY — Simply return the Freepost reply card to:**

# TO OUR READERS ...

## AN INTRODUCTION TO PROGRAMMING THE BBC MODEL B MICRO

Teaches the use of BBC BASIC by guiding the reader through BASIC Instructions and functions one at a time, building programs in a logical manner with increasing complexity. 134pp.  
K0174B \$5.95

## STARTING FORTH

This clear and complete guide to FORTH, covers fundamental principles and then a full set of high-level commands. It concludes with advanced techniques and style. 348pp.  
K0177H \$37.95

## AN INTRODUCTION TO Z80 MACHINE CODE

Starts with a general background to microprocessing and then details the full set of Z80/Z80A instructions. Also covers the use of address modes and gives machine specific listings and sample programs. 107pp.  
K0180B \$6.55

## APPLE II ASSEMBLY LANGUAGE

Teaches assembly language programming at the beginning level: No prior knowledge of 6502 assembly language is needed. Includes hands-on exercises and experiments with both software and hardware. Provides interfacing circuits and programs that can be used on the Apple II without modification. 334pp.  
K0195P \$23.95

## FORTH PROGRAMMING

Describes both FORTH-79 and fig-FORTH and shows how to write software using these languages and how to add new operations (words) and manipulate the stack. Includes more than 50 useful programs.  
K0298P \$25.95

## amateur radio dx, communications

## HANDBOOK AND RADIO, TELEVISION, INDUSTRIAL AND TRANSMITTING TUBE AND VALVE EQUIVALENTS

There is no better equivalents handbook for amateurs and servicemen. Has more than 18,000 entries listing old and new valves from the United States, Britain and the rest of Europe, Japan and the military (CV) with commercial equivalents. 93pp.  
N0251B \$3.95

## 25 SIMPLE AMATEUR BAND AERIALS

Describes how to build 25 amateur band aerials that are simple and inexpensive to construct and perform well. Projects range from the simple dipole up to a mini-rhombic. 63pp.  
N0286B \$6.75

## HOW TO BUILD ADVANCED SHORTWAVE RECEIVERS

Full, practical constructional details of a number of receivers are given. These should have performance at least equal to commercial sets of similar complexity at much less cost. Includes add-on circuits such as Q-multiplier, S-meter and noise meter. 118pp.  
N0340B \$6.95

## 25 SIMPLE SHORTWAVE BROADCAST BAND AERIALS

Describes concisely the design and construction of simple and inexpensive aerials that perform well: from simple dipole to end-fire arrays. Includes dimensions and other data for spacing and cutting phasing lengths. 63pp.  
N0362B \$5.95

limited stock

## Books on Special

selling fast

### ARRL ELECTRONICS DATA

Excellent reference covering maths aids and tables, times and frequencies, RF circuit data, LCR networks, transformers, filter design, antennas and feed systems, solid state circuits, construction and testing data. \$5.75 RRP.  
.B0335R Absolute bargain at \$4.95

### MICROCOMPUTER'S: A PARENT'S GUIDE

In clear, non-technical language that even the kids should understand, the authors explain what microcomputers are, what they can do, and what the future holds for them. \$13.75 RRP.  
H0275J Reduced to only \$9.95

### HART'S DICTIONARY OF BASIC

Contains over 800 entries that summarise the actions of almost every statement, command or function you are likely to meet. Each entry is clear, concise and jargon-free. \$15.75 RRP.  
H0276J Almost one-third off! \$10.95

### ATARI PILOT FOR BEGINNERS

Shows how to make the Atari 400 and 800 home computers play music, display colourful animated pictures and do mathematics. Includes instructions in Pilot computer language. \$21.95 RRP.  
H0308H Now only \$15.95

### FOUNDATIONS OF COMPUTER TECHNOLOGY

This well-written introduction to computer technology assumes no prior knowledge of computers, electronics or mathematics. The author lays a solid foundation for business people, engineers, professionals, students and hobbyists. Companion volume to Modern Computer Concepts. \$29.95 RRP.  
H0312P Won't last at only \$21.95

### MODERN COMPUTER CONCEPTS

Presents a thorough grounding in semiconductor memory devices, central processors, computer networks, and videotex. Companion volume to Foundations of Computer Technology. \$29.95  
H0313P Buy both at this price! \$21.95

### PET INTERFACING

Demonstrates how to build numerous devices for PET hardware. BASIC language programs are used throughout and the book includes a discussion of the microprocessors's internal architecture and general hardware/software interfacing. \$25.25 RRP.  
.J0169P Now only \$19.95

### VIC-20 PROGRAMMER'S REFERENCE GUIDE

An all-purpose reference guide for first time users as well as experienced programmers. Includes a BASIC vocabulary guide, programming tips, and machine language programming plus a section on input/output operations. \$22.95 RRP.  
J0393P Rock bottom bargain price \$15.95

### ART OF PROGRAMMING THE ZX SPECTRUM

For both beginners and seasoned programmers, this gives the answers to low- and high-resolution graphics, sound, moving graphics, PEEK and POKE, and advanced graphics. \$7.95 RRP.  
J0395B Only \$4.95

Order Today!  
Don't be disappointed!

limited stock selling fast

### INTRODUCTION TO PASCAL: USCD PASCAL

As detailed instructions and exercises for the beginner, and as a detailed reference for the experienced programmer, this is without question the best organized and the most clearly written of the many introductory Pascal books available. Extensive appendices. 420pp, \$26.95 RRP.  
K0113A NOW ONLY \$19.95

### QWIKTRAN

Starting with basic concepts of computing, the book introduces QWIKTRAN, a fundamental subset of Fortran IV for micros, minis, AND mainframes. Lots of examples designed to increase proficiency. \$19.95 RRP.  
K0196A Reduced to \$14.95

### THE PASCAL HANDBOOK

Summarises the whole PASCAL vocabulary, including the variations introduced by the different commercial versions of PASCAL. Presented in an easy to use dictionary format. \$23.50 RRP.  
K0200A Bargain at only \$16.95

### TRS-80 COLOUR COMPUTER GRAPHICS

Explores the creative and imaginative blending of computers and colour. Shows how to create dynamic and interesting graphics to enhance your programs. \$21.95 RRP.  
K0201P Selling fast at \$15.95

### INTRODUCTION TO TRS-80 GRAPHICS

Beginning with the basic concepts of line drawing, the reader is soon lead on to geometric shapes, moving figure animation and more advanced topics. \$22.95 RRP.  
K0202A Now only \$15.95

### MOSTLY BASIC: TRS-80

Excellent ready-to-use programs for the TRS-80 which have been completely tested and debugged. Programs include a telephone dialler, digital stopwatch, spelling test, house buying guide, gas mileage indicator and more. \$19.95 RRP.  
K0204P All that for \$14.95

### 32 BASIC PROGRAMS FOR THE PET

Each chapter fully documents a different bug-free program. With a working knowledge of BASIC, these form a good foundation to develop broader or more specific programs. \$29.95 RRP.  
K0222A Only 60 cents a program! \$19.95

### START WITH BASIC ON THE VIC-20

Helpful exercises and step by step instructions for the VIC-20 show easy steps to programming in BASIC and making full use of the VIC-20's graphics functions. \$14.95 RRP.  
K0233H Basically priced at only \$9.95

### INSIDE ATARI BASIC

A beginner's book that takes the confusion out of learning to use your computer at home. It avoids jargon, technical details and flow charts with explanations in plain English (and witty illustrations) on how to start in BASIC on the Atari. \$16.60 RRP.  
K0390H Now only \$11.95

### THE BASIC BOOK OF HAM RADIO

This easy to read American Publication tells how the Amateur Radio Service works, how to obtain a Novice Licence, what to buy to get on the air and where the action is— awards, contests, public service, satellite communications, radio clubs and other ham activities. 128pp, \$5.75 RRP.  
N0287R Only \$3.95

## FEDERAL MARKETING BOOK SALES

PO Box 227, Waterloo 2017, NSW

More BOOKS follow ...

ETI September 1985 — 105

# SPECIAL BOOKS OF INTEREST...

## new books

### INTRODUCTION TO OPERATING SYSTEMS

Designed for those who want a general introduction to operating systems or for those ready to generalise their knowledge of a specific system. This concise reference covers concepts and frameworks which lead to full understanding of the specific system used, whatever it may be. One of the well-known Pitman Computer Handbooks. 88pp.  
K0040P \$7.95

### ASSEMBLY LANGUAGE FOR THE 8086 AND 8088

The Intel 8086 16-bit programming instruction set, data organization and addressing capabilities are covered in detail, but some knowledge of assembly programming language is assumed. Interrupt and I/O features are covered, while the main part of the book is a complete programming instruction glossary. One of the well-known Pitman Computer Handbooks. 105pp.  
K0038P \$7.95

### THE APRICOT

This is a handy, up to date reference (more current than the latest ACT Apricot manual) covering components and upgrades, the software and a concise view of its operation. This is a first-rate bridge between the new user and the manual as it puts the hardware, software and manual into their proper perspective. One of the well-known Pitman Computer Handbooks. 117pp.  
J0057P \$7.95

### C LANGUAGE

Describes the C language as implemented on a diverse range of processors and operating systems. The comprehensive coverage starts with the C language definition of Kernighan and Ritchie and then covers 10 other versions including U7, CR, VAX, CC and MS; other compilers are also taken into account. One of the well-known Pitman Computer Handbooks. 120pp.  
K0041P \$7.95

### VISICALC

This quick and easy reference to the features of the VisiCalc spreadsheet package covers the commands and facilities of the latest available version and explains the variations with the operating features of the Commodore range, Apple II and IBM PC. VisiCalc aims, commands, and functions are all given detailed coverage in their own sections. One of the well-known Pitman Computer Handbooks. 86pp.  
L0023P \$7.95

### ASSEMBLY LANGUAGE FOR THE 8085

This spiral-bound, pocket-size reference covers every feature of the Intel 8085 assembly language and then details the use of programmable Input/Output ports with typical programs. Full information is included on the instruction set, operation codes, execution times and bytes required by each instruction, plus subroutines and interrupt handling. All of that and more is packed into a handy size 78pp.  
K0039P \$7.95

### INSTANT PROGRAMMING ON YOUR SEGA SC3000 COMPUTER

Spiral-bound for easy use, this is THE Sega SC3000 beginner's book! In carefully explained, easy to follow steps, it covers the function of each key and all of the commands needed for super fast mastery of BASIC programming. This is a book for do-ers: The second part of the book teaches the real art of programming with plenty of examples and subroutines. 84pp.  
K0051P \$12.95

### 8088 ASSEMBLER LANGUAGE PROGRAMMING: THE IBM PC

This second edition includes the PC/XT and covers the new versions of DOS and the introduction of the double-sided disk drives and the complications of diskette compatibility. This is a thorough introduction to assembly language programming for the IBM PC for fast program execution and close control. Sample programs and a complete instruction set are included. 268pp.  
K0050P \$24.95

### APPLE IIe PROGRAMMER'S REFERENCE GUIDE

Has a logical approach that gives the beginner general rules and a survey of BASIC statements, commands and functions. Those with some programming experience will learn the finer points of text formatting, color graphics and advanced disk operations. The more advanced programmer will find an invaluable reference in the memory map descriptions and 6502 programming techniques. 366pp.  
K0043P \$29.95

### THE BIG FAT BOOK OF COMMODORE 64 GAMES

Add over 30 new games to your Commodore 64 library! The large easy to read type makes it easy to enter these wide-ranging games for all the family: Practice your management abilities in the Quest for Riemann, escape from your machine's central processing unit with CPU Prisoner, rewrite history with Gettysburg Dice and learn how to get the most from your Commodore by having fun. 409pp.  
K0042P \$19.95

### DISCOVERING KNOWLEDGEMAN

According to prestigious Byte magazine, KnowledgeMan may be the most powerful relational DBMS currently available for microprocessors- and this is a powerful introduction! After a general overview, data management and spreadsheet capabilities are examined in eight sets of detailed lessons structured to give maximum learning benefits. 342pp.  
K0086P \$29.95

### INTRODUCING THE APPLE IIc

This introduction to the remarkable features of the Apple IIc is also an excellent resource manual: Each chapter starts with elementary explanations, moves on to more technical descriptions and ends with detailed references. The thorough text is supplemented by exhaustive appendices and a full glossary. 400pp.  
J0084P \$27.95

### WILDCARDS: VOLUME THREE

This collection of programs, tips and techniques for all models of Applied Technology's Microbee personal computer takes a 'hands-on' approach. Small business applications are given, as well as utilities and graphics, and there is a machine language game tutorial included. 122pp.  
K0054P \$15.95

### WILDCARDS 4

No tips, techniques or theory in this volume: It's mainly quality games with PCG graphics- games of strategy and games of fast reflexes, many of them taking full advantage of colour graphics. From simple Boxes (not so simple!) to Radio with complex scenery: This is a book that teaches the fun way. 109pp.  
K0024P \$15.95

## babani books

\$2 each or ANY 6 for \$10

limited stock selling fast

Resistor Selection handbook	B0348B
<del>Beginners Guide to Electronics Projects</del>	<del>sold out</del>
Electronic Household Projects	D0048B
Electronics Projects Using Solar Cells	D0049B
28 Tested Transistor Projects	D0053B
Single IC Projects	D0058B
Mini Matrix Board Projects	D0062B
Multi Circuit Board Projects	D0063B
Aerial Projects	D0064B
Modern Op Amp Circuits	D0065B
50 Circuits Using 7400 ICs	E0111B
Mobile Disco Handbook	G0093B
An Introduction to Video	G0124B
Practical Transistorized Novelties	G0382B
Audio Enthusiasts Handbook	G0383B
Choosing and Using Your HI-FI	G0385B
The 5609 Companion	J0154B
Art of Programming the 1K ZX-81	K0226B
Electronic Calculator Users Handbook	M0245B
Your Calculator and Your Money	M0246B
Fun and Games with your Calculator	M0370B
Radio Stations Guide	N0252B

Order Today!!  
Don't be disappointed!

special offer  
\$2 each or ANY 6 for \$10

**ORDER TODAY — Simply return the Freepost reply card!**

# Electronics Today

INTERNATIONAL

**Subscribe  
now  
at  $\frac{1}{3}$   
off the  
normal retail  
price!  
And save  
\$11.00!!**

**Special  
Limited  
Offer**

Electronics Today is Australia's dynamic electronics magazine. Keep informed and busy every month:

- read informative features
- assess our product reviews
- projects for every level of hobbyist
- update with news and ideas.

**Take advantage of this offer now . . .**


- **complete the card opposite**
- **detach**
- **post free from anywhere in Australia!**
- **don't delay!**

# KNOW YOUR PASSIVE COMPONENTS

Part 2

What about transducers with a cardioid polar response? Perhaps you aren't quite certain which battery represents the best type for a given application. This article will answer these, and many other questions as we continue to examine more passive components that form the basis of electronics.

Peter Phillips





Various pc board mounting batteries (courtesy Master Instruments, Marrickville, NSW).

IN PART 6 of Starting Electronics the 'basic three' passive components were treated. We can now move into looking at more than this range. Passive components represent the majority of components in electronics, with batteries, meter movements, lamps, speakers, microphones, and a miscellany of things called transducers being covered in this article. We will also explain the meaning of the word "transducer". Included under the heading of transducers are speakers and microphones, and we will attempt to explain the plethora of 'technical terms' surrounding these items.

In future parts of the series, cabling and connectors, electronic 'hardware', transistors, etc will be presented. So, read on as the world of electronics spreads itself before you, with some of its secrets exposed.

## Batteries

Very few electronic projects work without requiring a power source. (A mental teaser is to try and name a few . . .) Many circuits are designed for use with 'portable power', with some including a battery as a backup power source in case of power failure. The battery (or more correctly, the cell, a battery being a group of cells), is fundamentally a mixture of chemicals stored in a case. Different chemical systems produce different types. Basically, the chemical action within the cell will produce a voltage between the 'anode' or positive electrode, and the 'cathode' (negative electrode). The value of the developed voltage is a function of the type of chemicals employed, and the different compositions provide various characteristics which make different cells suitable for different tasks.

Generally, batteries can be grouped into one of two types, these being either primary or secondary cells. A primary cell is one that cannot be recharged, and, you guessed it, a secondary cell is one that can. Primary

cells vary from the common zinc-carbon variety, the longer lasting alkaline types, through to the many miniature watch type cells available. Different sizes of these basic types, allowing different currents and voltages make up the large range of primary cells available. Miniature cells, such as those used in watches and calculators, use various chemicals, including lithium, silver oxide or mercury, and are usually used where very low currents are required. These cells are sometimes employed as backup power supplies for the memory system in computers and are available for direct placement on a pc board.

Testing the voltage of these cells, (normally around 1.35 V for mercury, 1.5 V for silver oxide) should be done with a high impedance voltmeter, like a DVM. An important point about primary cells is that they have, depending on their size and age, a fairly high internal resistance, which increases with age. This can sometimes cause erratic behaviour, particularly when the circuit uses power in a pulse form, as some digital circuits do. The average current may be small, but the individual bursts can be high enough to create severe voltage variations only visible on a cathode ray oscilloscope (CRO). Alkaline cells have a much lower, and more constant internal resistance, and are more suited to digital type circuits. A primary cell has a shelf life which would embarrass the corner store operator although very large cells can last for many years, and are often employed in burglar alarms as a backup supply.

## Rechargeable batteries

Rechargeable batteries, (or secondary cells), are now extremely common, and represent better value for use in portable equipment. The two most common types are the lead acid, (as in motor cars), and the nickel-cadmium chemical systems. A third

variety, using a nickel-iron chemical system (NiFe cell) is occasionally found, but has been largely superseded by the lead-acid battery.

The lead acid type is now available in the so called gel type, in which the electrolyte is stored in a gel form, and any gas that is produced during charging is recombined within the electrolyte, allowing the battery to be sealed and preventing leaks. However, like any sealed rechargeable battery, a safety valve is incorporated in case of accidents.

The lead acid gel cell has several advantages over the popular Ni-Cad variety, and as it is 'mess free' (unlike a car battery), it provides an excellent power source for burglar alarms, emergency lighting, or for computer backup supplies. Like most rechargeables, the gel cell comes in various ampere-hour (Ah) ratings. The Ah rating of a battery is generally the value of current the battery can deliver over a 20 hour period. Thus, a 2.6 Ah rating means a current of 130 mA for 20 hours, with temperature affecting this rating almost proportionally. The battery can deliver higher currents, but for a shorter period than the amps x hours relationship gives for the 20 hour rating.

Ni-Cads, as the nickel-cadmium rechargeables have become known, are available in the same sizes as the zinc-carbon batteries, although they have a lower output voltage (1.2 V per cell, as compared to 1.5 V per cell). An advantage of the Ni-Cad is its low output resistance, and its virtually constant voltage, almost to the end. (When they die, however, they die!) A disadvantage is the so called 'memory effect'. This means that they 'remember' how many times they have been charged and recharged, with an eventual reduction in capacity.

Ni-Cads should be charged with some care. If charged with a 'float' or trickle charge it becomes nearly impossible to hurt ▶

them with overcharging. However, if a high charging current is used, which is often preferable, both for the Ni-Cad and from the point of view of time, the current must be controlled to avoid the internal temperature of the cell rising to explosion levels. Some Ni-Cads come with temperature sensors built into them, allowing fast charging in conjunction with a suitable charging circuit. Clearly, their replacement with the same type is essential.

Some recharging circuits sense the battery's voltage, and switch to a lower charging current when a predetermined voltage level is reached. This type of charge circuit is simpler, but does not offer the same degree of battery protection, and would employ a lower value of initial charge current.

In comparison to the Ni-Cad, the lead acid battery (gel type) has a higher power-to-weight ratio, but is generally confined to fixed, and semi-portable equipment, due to its larger physical size and the fact that it's usually only available in 6 V or 12 V types. Should you wish to replace, say, a 12 V Ni-Cad system with a 12 V gel battery, care

should be taken to ensure the recharging system incorporated within the equipment can safely cope with the change.

## Meter movements

The analogue meter movement now finds direct competition in a range of solid state indicators using bar-graph displays, LCD displays, and digital displays. However, the moving-coil meter movement still has several advantages, including its simplicity, cheapness, and the fact that a changing value is more easily seen.

Meter movements are often used to display either a signal level, or an electrical quantity such as voltage or current. A power supply, (an essential part of any workshop) should have at least one meter to allow monitoring of either the output voltage, or the load current. Generally, a meter movement will be either of the moving-coil variety, in which a coil, suspended in a magnetic field deflects in proportion to the current flowing in the coil, or a moving-iron type, which has the coil fixed, and a metal disc that is attracted by the coil, again in

proportion to the coil's current. The moving-coil is by far the most common, and is the only one we will consider here.

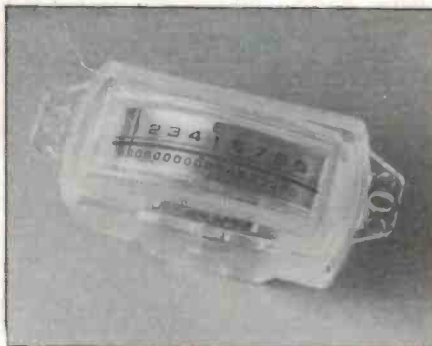
The main thing to know about a meter movement is how much dc current is required to cause the meter to reach full scale. This is known as the full scale deflection (FSD) current, and can be as low as 10  $\mu$ A; less sensitive types might require up to 10 mA. A moving-coil meter movement cannot respond to ac (although a moving-iron one can), and a rectifier is required to convert the ac to dc if you need to measure an ac quantity. A meter movement becomes a meter if extra components are added, usually inside the case, with a scale also attached showing appropriate calibrations. For example, a 0-20 V panel meter can use the same meter movement as a 0.5 amp panel meter, it's only a matter of how to adapt it. Basically, a voltmeter has a resistor in series with the movement, and the ammeter has a resistor in parallel to limit the current in the meter movement to its full scale deflection value. The calculations to determine the size of the particular resistor are not difficult, and can be found in most text books on the subject.

Generally, meter movements employ a pivot and jewel suspension. The torque for the movement is generated against two oppositely wound spiral springs, with one spring being used to adjust the 'zero' of the pointer. The balancing of the movement is critical, and many movements are only accurate in one particular plane. More sophisticated movements employ a 'taut' band suspension, with two non-hygroscopic bands at either end of the coil assembly being pulled taut, with the movement suspended within the magnetic field by the two bands.


Meter movements are available in various forms, including edge reading, panel mount, and centre zero types. The main point to consider is the FSD current, which should be matched to the design specifications. It is possible to adapt a movement with a lower FSD current than that specified, but changes in component values will be necessary.

## Indicator lamps

Indicator lamps serve the purpose of providing information. Mostly, they are characterized by being small and requiring only a small amount of power to operate. The three main varieties are LED (light emitting diode) indicators, filament lamps, and neon lamps. The neon indicator is generally only used to indicate a high voltage, such as the 240 V mains, and is usually made up of an assembly containing a neon tube and a series resistor, (around 220k ohms). The assembly will have a coloured bezel, and allow the unit to be mounted in a panel. The important thing to know is that you must *never* connect a neon bulb across



Above left. Panel mount meter. Above right. Edge reading meter.



Inside the meter showing the moving coil mechanism attached to the needle.

the voltage it is to indicate, unless the series resistor is present. Otherwise you'll blow just about every fuse between it and the power station. (Or almost!!)

Filament lamp indicators have the advantage of producing a fairly high light output, and a wide range of globes is available for the purpose. The main classification of such lamps is the voltage, the current, and the type of connection. Voltages can be as low as 1 V, but 6 V and 12 V varieties are the most common. The filament current requirements also differ, with around 100 mA being typical. The type of connection also varies enormously, with various sizes of Edison screw, bayonet cap, or slide base types being common. Some globes even come with only two wires protruding from the glass envelope, allowing pc board mounting.

Fittings are also available for the different types of globes, so naturally you would select one to match the other. The main thing to be aware of is that the replacement globe should have the same voltage, and approximately the same current requirements as its predecessor. It is also worth noting that incandescent indicator lamps require more power than, say, LED indicators, and their use in battery operated equipment is not recommended.

The LED is very commonly used as an indicator lamp, due to its longevity, (100,000 hours), cheapness and small power requirements. Typically, LEDs require around 2 volts at 10-20 mA, and are available in a wide range of shapes, including the common 5 mm and 3 mm round types, as well as rectangular or pin types. Colours are usually restricted to red, green, orange and yellow. (Orange and yellow can sometimes be hard to differentiate between.) Recent developments include a blue LED, but its low light output may make it a poor choice for an indicator.

Other LED types include infrared varieties, which give no visible illumination, (no good as an indicator, great for an infrared remote control), as well as LED packages containing two LEDs of different colours in the one white translucent encapsulation. This latter variety usually comes mounted in a chrome plated bezel, and has three wires, enabling the indicator to be used as a dual function device. Yet other types include the 'flashing' LED, which has an IC built in to produce a flash rate of around 1 to 5 Hz, when a 5 volt charge is applied.

An LED is essentially a dc operated device, and requires the correct polarity of applied voltage to operate. The reverse voltage capability of an LED is low, being around 5 volts. Special circuits allow an LED to be used with ac, and these should be consulted if necessary. Excessive current through an LED will cause its demise, and usually a series resistor is required.

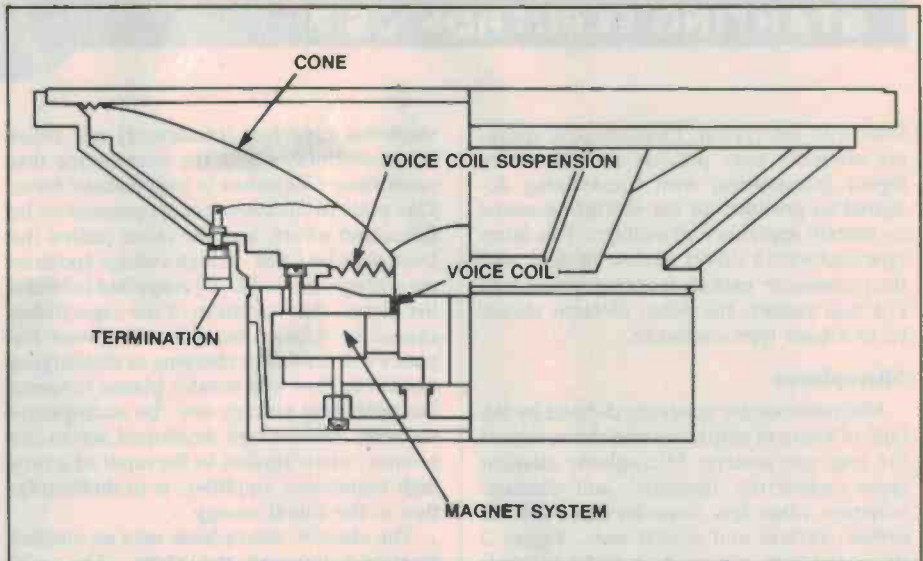


Figure 1. Cross-sectional view typical of a moving coil speaker.

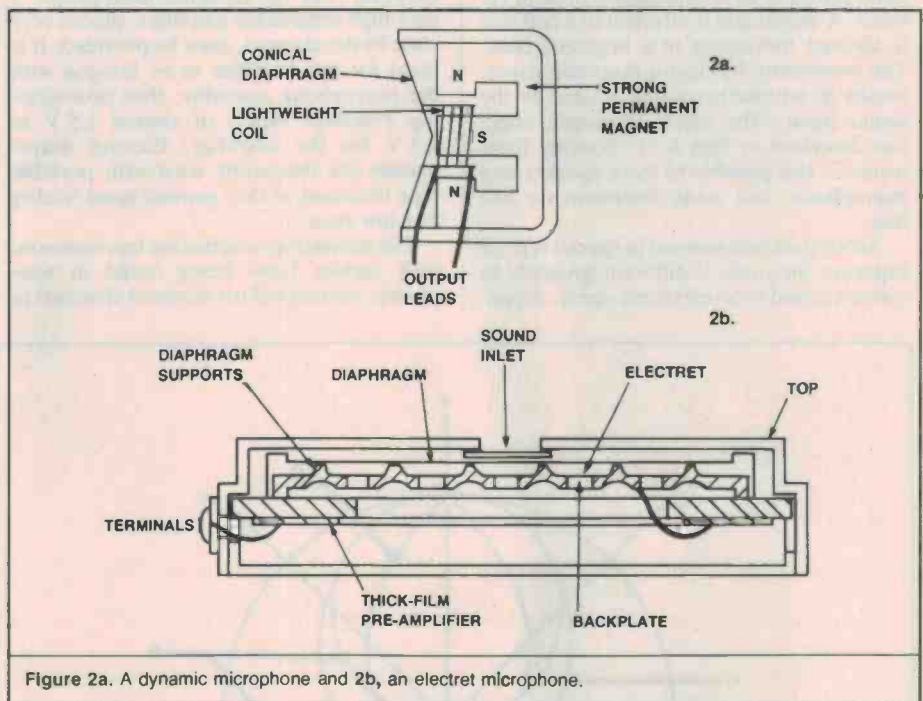


Figure 2a. A dynamic microphone and 2b, an electret microphone.

## Transducers

A transducer is essentially anything that receives energy in one form, and outputs energy in another form. In electronics, the only transducers of interest are those that have either an electrical input or output. A loudspeaker is a typical example. A speaker is, in fact a two way device, in that it will convert electrical energy to sound energy, and vice versa. For the purposes of this article, any dissertation on transducers must necessarily be scant, as herein lies a huge topic.

### Speakers

Conventional speakers, designed for audio applications are usually rated by their nominal impedance (usually in the range of 4 to 40 ohms), power handling capability,

frequency response, and physical size. Often one terminal will be marked "+", or something similar, which is an indication of the 'phasing' of the speaker.

Phasing refers to the direction of cone movement relative to the polarity of the applied voltage, and becomes important when two or more speakers are being employed. A speaker is best operated in a suitable enclosure, and the power rating of the speaker should be at least equal to that available from the driving source.

Speakers are normally of the moving-coil type, although other operating mechanisms are available. One variation is the piezo transducer. The piezo-electric effect results when the application of a voltage to a certain type of crystal causes a mechanical dis-



tortion of the crystal. Piezo-electric speakers normally only provide an output for higher frequencies, with some being designed to produce an ear-shattering sound by merely applying a dc voltage. This latter type includes a driver circuit integral with the transducer, making it ideal for an alarm. For best results, the piezo element should be in a horn type enclosure.

## Microphones

Microphones are generally defined by the type of element employed and the nature of the response pattern. Microphone element types include the 'dynamic', and 'electret' varieties; other less common types are the ribbon, carbon and crystal ones. Figure 2 shows the basic construction of the dynamic and electret microphones. A dynamic microphone operates using essentially, the same principle as a loudspeaker, but in reverse. A diaphragm is attached to a coil that is allowed movement in a magnetic field. This movement, by electro-magnetic action, results in an electric output related to the sound input. The electro-magnetic effect was described in Part 6 of "Starting Electronics". It is possible to use a speaker as a microphone, and many intercoms do just this.

An electret microphone (a special type of capacitor mic) uses a different principle to convert sound to an electrical signal. A con-

ventional capacitor (condenser) mic relies on an assembly within the microphone that constitutes a capacitor in a specialized form. One plate of the capacitor is operated on by the sound waves, and the other (called the back plate) is fixed. A high voltage (polarizing voltage, up to 200 V) is applied between the plates. Any variation of the capacitance caused by relative movement between the plates will result in a charging or discharging current to flow in a resistor placed between the polarizing voltage and the microphone element. The voltage developed across the resistor, when applied to the input of a very high impedance amplifier, is in direct relation to the sound energy.

The electret microphone uses an electret insulation between the plates. This substance has a polarizing voltage present within it as a result of its manufacture. However, like the capacitor microphone, a very high impedance amplifier, placed very close to the element, must be provided. It is usual for the amplifier to be integral with the microphone assembly, thus necessitating a voltage supply of around 1.5 V to 4.5 V for the amplifier. Electret microphones are frequently used with portable tape recorders as they provide good fidelity at a low price.

The remaining varieties are less common, with carbon types being found in telephones, and crystal (or ceramic) elements in



cheap microphones. Ribbon mics are primarily used in professional applications, and are generally more expensive than the other varieties.

The response of a microphone to sounds from different directions is referred to as its 'polar' response pattern. Basically, a mic is either omni-directional, bi-directional, or uni-directional. Figure 3 shows the shape of the response curves for these three patterns. The term 'cardioid' is often used in place of, or in conjunction with the word uni-directional. The response curve of a mic identifies it to a specific application, with, for example, a highly directional (uni-directional) type being employed in conjunction with a video camera, and an omni-directional mic being most suited to a general purpose tape recorder application.

Other microphone characteristics include impedance, sensitivity and frequency response. Impedance can range from as low as 10 ohms right up to 50k ohms, and even into megohms for the crystal varieties. It is important to match the impedance of the mic to that of the device it must operate into, and sometimes an impedance matching transformer is required. Frequency response and sensitivity give an indication of the quality of the unit, and again should be matched to the application.

Other transducers in electronics include things like ultrasonic receivers and transmitters, record player pickups, tape heads, in fact anything that is, well . . . a transducer. A solar cell is a transducer that could also have been mentioned under batteries. A solar cell is a panel of material that will produce a voltage, around 0.43 V at a specified current, (usually around 20-30 mA), when exposed to sunlight. Applications are generally restricted to battery charging circuits, and various arrangements of solar cells are available that provide specified voltages and currents.

*We wish to thank Dick Smith Electronics for the resistor and capacitor colour code artwork which appeared in last month's issue. Our apologies for losing August's acknowledgement.*

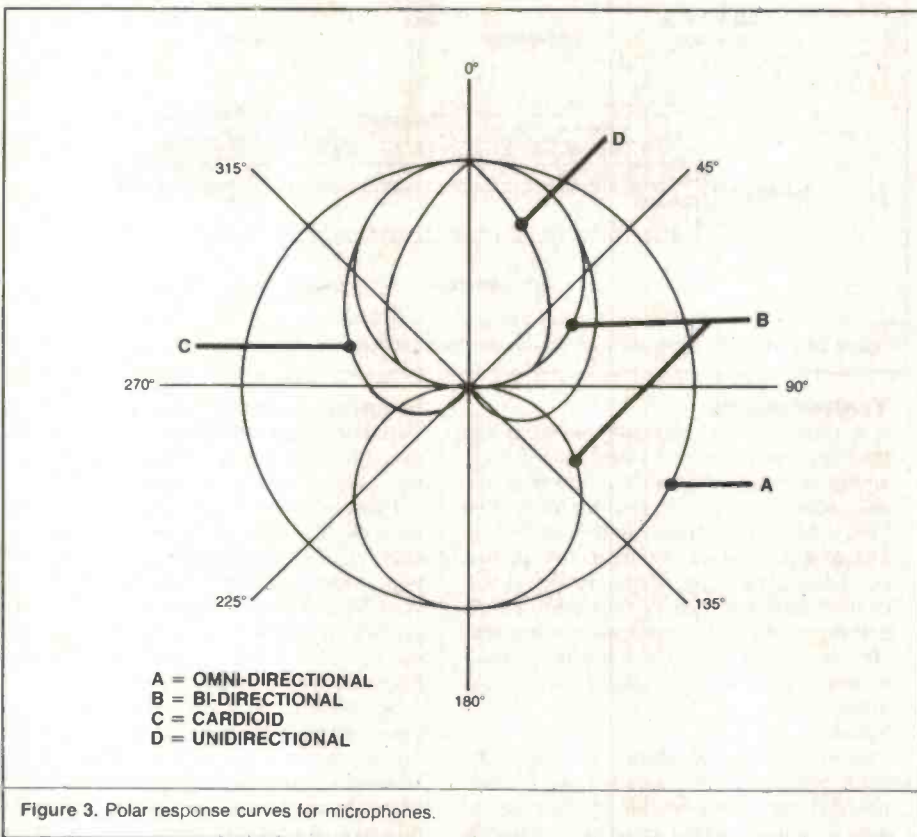


Figure 3. Polar response curves for microphones.

## SHOPAROUND

### ETI-168: Continuity tester

The continuity tester contains a 16 mm 1M pot, which may pose some problems, a piezo electric resonator and an IC, the LM4250C you may not have heard of before. If you have trouble with these you might care to note the following: 16 mm linear pots are in stock at Jaycar in Sydney. The HPE127 resonator has the Dick Smith catalogue number #L7022 and the LM4250C is available at Geoff Wood Electronics (02) 810-6845.

### ETI-1401: Sonics DI box

This is young Rob Irwin's latest offering in association with *Sonics* magazine. Isn't he doing well. It's very straightforward with the exception of the four DPDT pushbutton switches. Our prototype used Isostat switches. If you feel disinclined to hack things around you might like to try Swann Electronic components (03) 544-3033, (02) 807-1944 or RS Components (02) 669-3666.

### ETI-343: Optical car alarm switch

Welcome to the world of surface mount technology. Build this and you join the forefront of the revolution. However, don't get carried away. Before building it up you should give some thought to the mechanical problems associated with the case. Bits for a case like our prototype are available from RS Components and complete kits will be available from Hi-Com Unitronics (02) 524-7878. However you may elect to make your own arrangements if you can get other components more readily.

The 343 also requires a high intensity LED. The requirement is for 500 or 1000 mcd devices, known as megabrite LEDs. These are available if you do a bit of ringing around, although you may find your corner store deficient in this regard.

### Artwork

For those constructors willing and able to make their own pc boards and/or front panels, we can supply same-size film transparencies of the artwork, positives or negatives as you require. From the list given below, select what you want and address your request/order to:

'ETI-xxx Artwork'


ETI Magazine

Waterloo NSW 2017

When ordering, make sure you specify positives or negatives, according to the process you use. Your cheque or money order should be made payable to 'ETI Artwork Sales'. Prices for the artwork for this month's projects are as follows:

ETI-168 (pcb) .....	\$2.85
(front panel) .....	\$2.85
ETI-1401 (pcb) .....	\$3.07
(front panel) .....	\$5.07
ETI-343 (pcb) .....	3.30

# WOW! IT'S HERE



ASK  
FOR  
YOUR  
COPY  
TODAY

\$3.95

AN ELECTRONICS TODAY PUBLICATION

## Circuits COOKBOOK #5

A BUMPER ISSUE  
PACKED WITH CIRCUITS  
AND IDEAS FOR THE  
ENGINEER TECHNICIAN  
& HOBBY ENTHUSIAST

COMPUTERS + AUDIO + RF  
ELECTRONIC MUSIC & MORE

ALSO AVAILABLE BY MAIL ORDER

\$3.95 plus \$1 postage

FEDERAL MARKETING  
P.O. BOX 227  
WATERLOO, N.S.W. 2017

Ian J. Truscott's

## ELECTRO. WORLD MORE & MORE

People are discovering us each week. Both the home enthusiast through to the small manufacturer.

★ ★ ★

COMPONENTS ●  
TOOLS ● KITS

In any quantity, buy one, or one thousand, we're happy to oblige

SCHOOLS ● CLUBS  
ETC.

Inquire about our bulk discount deals

Save yourself a trip to the city - come to

30 LACEY STREET  
CROYDON

OR PHONE

(03) 723 3860/  
723 3094

Mail orders welcome.

## EP-232 SERIAL INTERFACE EPROM PROGRAMMER

A COST EFFECTIVE SOLUTION TO EPROM PROGRAMMING



- EP-232 will program all 27--series of Eprom from 2716 to 27256
- Simple interface to any computer using RS232 port.
- All functions controlled from computer console giving easy operation.
- Software is included which provides a full set of commands providing program—verify—read—EPROM operations as well as file I/O
- Australian made EP232 costs a fraction of imported units.

CALL FOR PRICE AND DETAILS

INFORMATION DYNAMICS  
(03) 714 8169  
P.O. Box 105 Hurstbridge 3099



# Disco World Pty. Ltd.

## Showrooms:

300 Main Street, Lilydale  
P.O. Box 509, Lilydale, 3140  
Melb. Vic. (03) 735-0588  
673 High Street, Preston

### AMPLIFIERS

ZPE Series II (500W) \$1550.00

### DISCO MIXERS

Citronic SM 330 \$695.00  
Arista \$330.00

### JUMBO STROBE

FLA 701 \$153.48  
Scanner S101 \$99.45

### HELICOPTER

2 ARM Spinner \$198.00  
6 ARM Spinner \$392.47  
UFO 324 \$1698.55

### PINSPOT

PS 112S \$48.94  
PS 112L \$58.99



### MIRROR BALLS

MB 008-8" \$37.20  
MB 012 \$64.58  
MB 014 \$93.54  
MB 018 \$125.34  
MB 020 \$153.79



### SMOKE MACHINE

Great for Special Effects

\$328.00

Fluid—1 litre \$15.00

### MIRROR BALL MOTORS

AC 240V \$29.99

### ROLLING LIGHTS

8 x 4515 lamps \$958.95  
24 lamps horizontal \$1985.45  
24 lamps vertical \$1985.45



### COSMOS LIGHT

24 lamps \$1980.68

Half Ball rotary light

6 lamps \$357.28

### LAMPS all colours, soft glass

ES 240V 60W  
box of 25 \$75.00

BC 240V 40W  
box of 100 \$77.00

BC 240V 25W  
box of 100 \$75.00

GAFFER TAPE \$5.50 per roll  
PACKAGING TAPE \$4.80 per roll

Bankcard & Mail Orders. Power Cords  
not included. Trade Enquiries  
Welcome. Send S.A.E. with 60 cents  
postage for free price list.

# WIRELESS INSTITUTE OF AUSTRALIA

FOUNDED 1910

The W.I.A. represents the Radio Amateur at Local, National and International level and offers **AMATEUR RADIO** following services:



- ★ Monthly "AMATEUR RADIO" Magazine, included in membership fee.
- ★ Most REPEATERS have their licence, power and site cost paid by the institute.
- ★ World wide QSL-service.
- ★ Assistance to members in legal problems arising out of the pursuit of their hobby.
- ★ A Weekly Sunday Broadcast to Amateurs and Short Wave Listeners.
- ★ Assistance in dealing with Interference Problems (TVI-RFI etc.)
- ★ Novice and full call courses.
- ★ Trial Novice and AOCIP theory exam papers.
- ★ Advice on Radio Mast approvals
- ★ The ONLY representation of the RADIO AMATEUR in legislative matters.



Join the 8,600 Amateur members in the W.I.A. by forwarding this coupon to:  
W.I.A. P.O. BOX 300,  
CAULFIELD SOUTH, VIC. 3162

Please forward a membership application form and further details to:

Mr, Mrs, Miss, Ms .....

Address .....

Callsign .....

Postcode .....

# FOR QUALITY AND VALUE TALK TO THESE PEOPLE ABOUT FLUKE MULTIMETERS

## A.C.T.

Actiec Pty Ltd  
34 Geelong St. Fyshwick  
(062) 80 6576

## N.S.W.

Ames Agency Pty Ltd  
605 Elizabeth St. Redfern  
699 4524

George Brown & Co Pty Ltd  
174 Parramatta Rd.  
Camperdown - 519 5855  
Newcastle - 69 6399  
Canberra - 80 4355

Bryan Catt Industries Pty Ltd  
10/59-61 Gympie Bay Rd.  
Gympie  
526 2222

Collier Tools (Aust) Pty Ltd  
185 Parramatta Rd.  
Homebush  
763 1888

D.G.E. Systems Pty Ltd  
103 Broadmeadow Rd.  
Broadmeadow  
(049) 69 1625

Davred Electronics Pty Ltd  
127 York St. Sydney  
267 1385

W.F. Dixon & Co Pty Ltd  
P.O. Box 42, Wickham  
(049) 61 5628

Macelec Pty Ltd  
99 Kenny St. Wollongong  
(042) 29 1455

Paul's (Merchants) Pty Ltd  
22 Canterbury Rd.  
Bankstown  
709 2311

Radio Despatch Service  
889 George St. Sydney  
211 0291

Selectro Parts Pty Ltd  
482 Hume Hwy. Yagoona  
708 3244

Standard Communications Pty Ltd  
6 Frank St. Gladesville  
896 1755

Geoff Wood Electronics Pty Ltd  
656A Darling St. Rozelle  
810 6845

## WESTERN AUSTRALIA

Atkins Carlyle Ltd  
1 Milligan St. Perth  
321 0101

Dobbie Instruments (Aust) Pty Ltd  
9 Boag Rd. Morley  
276 8888

Cairns Instrument Services  
32 Wickham St. East Perth  
325 3144

Willis Trading Co Pty Ltd  
165 Albany Hwy  
Victoria Park  
470 1118

## VICTORIA

Radio Parts Pty Ltd  
562 Spencer St.  
West Melbourne  
329 7888

G.B. Telespares Pty Ltd  
504 Queensbury Rd.  
North Melbourne  
328 3371

Browntronics Pty Ltd  
93 Sackville St. Collingwood  
419 3986

R.K.B. Agency  
20 Council St. Hawthorn  
82 7704

A.J. Ferguson & Co Pty Ltd  
558-568 Swanston St. Carlton  
347 6688

SIRS Sales Pty Ltd  
4 Edols Pt. North Geelong  
(052) 78 1251

## TASMANIA

George Harvey Electrics  
Head Office  
76 York St. Launceston  
(003) 31 6533  
Hobart - (002) 34 2233

## SOUTH AUSTRALIA

Proltronics Pty Ltd  
174 Wright St. Adelaide  
212 3111

Trio Electrix Pty Ltd  
177 Gilbert St. Adelaide  
212 6235

Redarc Electronics  
253 Main Rd. Blackwood  
278 7488

## QUEENSLAND

L.E. Boughen & Co  
33 Railway Tce. Milton  
369 1277

Colourview Wholesale  
5 Commerce St. Salisbury  
391 6022

Fred Hoe & Sons Pty Ltd  
246 Evans Rd. Salisbury Nth  
277 4311

Norlek  
36 Punari St. Townsville  
(077) 79 8600

St Lucia Electronics  
71-77 Brunswick St.  
Fortitude Valley  
52 7466

Selectro Parts (Qld)  
44 Esher St. Ekibin  
394 2422

## NORTHERN TERRITORY

Thew & McCann (NT) Pty Ltd  
Memmut St. Wellnellie Darwin  
(089) 84 4999



## ELMEASCO

Instruments Pty. Ltd.

NEW SOUTH WALES  
15 McDonald Street,  
MORTLAKE  
P.O. Box 30, CONCORD  
NSW 2137  
Tel: (02) 736 2888  
Telex AA25887

VICTORIA  
12 Maroondah Highway,  
RINGWOOD  
P.O. Box 623, RINGWOOD  
VIC 3134  
Tel: (03) 879 2322  
Telex AA30418 ELTENT

QUEENSLAND  
Tel: (07) 369 8688  
S. AUSTRALIA  
Tel: (08) 271 1266  
W. AUSTRALIA  
Tel: (09) 398 3362

# SCOPE SPECIALISED TOOLS

## PORTABLE SOLDERING STATION



MODEL TC60

MODEL STS 2  
SAFETY STAND & SPONGE

- \* CMOS PROTECTION - FULLY EARTHED
- \* 60W BACK UP
- \* 2% TEMP CONTROL 200 - 400 C


## THE PENCIL IRON WITH REAL POWER



- \* YOUR FINGER ADJUSTS WATTAGE & TEMP 200 - 500 C
- \* FAST HEAT FOR MAINTENANCE & REPAIR WORK

MANUAL  
ADJUSTMENT OF  
TEMPERATURE  
200 - 500 C

## INDEXING P.C.B. HOLDER



ROTATES  
AND LOCKS  
IN 32 POSITIONS

## SELF CLEAN TIP METAL BODY

- \* CRUSH PROOF METAL BODY
- \* TIP SELF CLEANS EVERY CYCLE



## RADICAL SCISSOR ACTION



- \* SAFETY OFFCUT CATCHER OPTION
- \* SCISSOR ACTION REDUCES CUTTING EFFORT

FOR A FREE CATALOGUE  
SEND YOUR NAME AND ADDRESS TO:  
FREEPOST No.2  
SCOPE LABORATORIES  
P.O. BOX 63, NIDDRIE, VICTORIA, 3042  
AUSTRALIA  
No Stamp Required

CONTACT  
YOUR NEAREST  
SCOPE RETAILER

**N.S.W.**  
Promark (02) 439 6477  
Selectro Parts (02) 708 3244  
D.J. Coulter (049) 67 1455 AA 28650  
Geo Brown (02) 519 5855  
Sheridan (02) 699 6912  
Martin De Launay Pty Ltd (02) 267 1055 AA26679  
David Reid (02) 267 1385

**S.A.**  
AJF Electrical (08) 269 1244  
Gerard & Goodman Pty Ltd (08) 223 2222 AA 88983

**QLD.**  
L E Boughen (07) 369 1277  
ECQ (07) 376 5677  
Fred Hoe (07) 277 4311  
Delsound (07) 229 6155  
Dunlop IBC (07) 392 0011 AA41561  
St Lucia Electronics (07) 52 7466 AA42883  
Magraths (07) 832 3944

**W.A.**  
Atkins Carlyle Ltd (09) 321 0101 AA93750  
Letco Trading Company (09) 387 4966 AA94396

**VIC.**  
Aust School of Electronics (03) 523 5622  
Ballarat Electronics Supplies (053) 31 1947 AA37435  
Ellistronics Pty Ltd (03) 561 5844 (03) 602 3282  
Radio Parts (03) 329 7888 (03) 211 8122 (060) 21 8177  
Teleparts Investments Pty Ltd (052) 21-7288  
McGraths Electronics (03) 347 1122 AA31001  
R D Irving (03) 489 8131  
Electrotool (03) 848 1045

**TAS.**  
GHE Electronics (002) 34 2233 (003) 31 6533

**S**  
SCOPE

(03) 338 1566  
TLX 38318

# THE HOUSE THAT CLIVE BUILT

## — a tale of hard times, AI and clever telly

Clive Sinclair, the electronics innovator who gave us the ZX80 computer and the first small practical calculator, is in trouble. Not that his Sinclair Research and Metalab 'think tank' haven't a bundle of bright new ideas. They do. Problem is, there are some lemons too.

IN THE CITY OF LONDON, the financiers who make and break industry around the world, are scrutinizing Clive Sinclair again. The Sinclair empire is in trouble, reeling under shocks from several quarters. Talk is that Clive may be willing to sell his share of the business, or at least accept a less than majority shareholding.

The news is all of a piece. Around the world, the entrepreneurs who set up their businesses with nothing more than an idea and enormous amounts of energy are giving way to the grey-faced men in the pin-stripes. Jobs and Wozniack are out of Apple — the new man is an IBM clone. At Atari and Commodore, accountants

today muse on how to increase market share. In England, Sinclair holds on by the skin of his teeth.

Trouble in paradise? Why does Sinclair, businessman of the year, knight of the realm, need £15m? There are a few reasons: the recession, the downturn in pc business, bad judgement even. The fundamental reason is that the entrepreneur, the man with his eye on the main chance, the risk taker, will always have the dice stacked against him.

So, why would anyone want to invest in a company with trouble? Bail out an unhorsed knight? For that, there are a couple of reasons.

Firstly, he has an impressive track record of innovation. He started out selling radios and other electronic trinkets by mail order. He hit the jackpot when he produced the first small practical calculator. His Executive sold for £79 (\$160) and seemed absurdly cheap. He hit upon the idea of multiplexing the display in order to save power, size and thus money.

Then he launched the ZX80, the first real computer to sell for under £100 (\$200). It's difficult, now, to remember the significance of the ZX80. But for millions of people around the globe it opened up the world of computers. It only had 1K of RAM, and an absurd keyboard, but it was the first programmable device many people ever touched.

Developments quickly followed: the ZX81, then the Spectrum and finally the



## ULTRA MINI TV

One of the most remarkable products to come out of Sinclair Research in the last few years has been the Flat Screen TV. It's being manufactured at the Timex plant in Dundee using a Sinclair design automatic plant. Sales are just starting to get under way in the UK.

The mini TV measures just 14 x 8.9 x 3.18 cm. According to Sinclair publicity it's 25 per cent smaller and only one-third the weight of an average paperback book. The screen measures 5 cm across, and battery power will put a picture on it for 15 hours continuously.

It took Sinclair Research £4m and six years to come up with the Flat Screen TV. Much of the time was taken up with just a few revolutionary components.

Heart of the system is the flat screen. More accurately, it's a folded cathode ray tube (CRT) and it's this that makes it possible to package the TV in a tiny box. In a conventional TV, an electron gun spurts electrons at the screen when the electrons are excited by the potential on the cathode. The beam is made to scan from left to right and up and down by varying the potential on a set of deflection plates. Modulation of the intensity of the beam creates the pattern we see on the screen.

With a folded tube however, it is necessary to make the electron beam bend around a 90 degree corner. This causes all kinds of problems. For a start, the deflection of the beam resulting from a typical sawtooth wave applied to the deflection plates will be non-linear.

The problem was solved in co-operation with Ferranti, which developed a special integrated circuit to generate the complex waveforms necessary to scan the screen. This IC also uses digital techniques to monitor automatically the video and audio circuitry and to adjust the local broadcast standards.

According to Sinclair Research, the tube

winds up with half the volume, relative to screen size, of a conventional tube. Just as importantly, it uses only one-third to one-tenth the power. However, the picture is up to three times brighter than normal. One reason for this super brightness is that one does not view the reverse of the screen, as is normally the case. In the folded CRT, the viewer sees the front of the screen, where the electrons actually strike the phosphors. This is done by fitting a clear window in the side of the tube, through which you look at the screen.

The tuner is also little short of miraculous. It measures just 31 x 23 x 11 mm. Sinclair used surface mount devices and hybrid components to achieve a power saving of 90 per cent over conventional circuits. It can configure itself for almost any standard except SECAM. So it can operate in a 525 or 625 line mode, and adjust for different audio carrier frequencies.

The biggest question, however, is: what is it good for? You obviously can't sit and watch it the way you would an ordinary TV. According to the Sinclair publicity, the way to do it is to treat it in much the same way as you would a book. It's ideal at the breakfast table, or in bed, or perhaps on the train. After using it for half an hour or so I can say that the biggest problem seems to be orienting the aerial for good reception. When the screen is as small as this one you need to get it right. Marginal ghosting makes it unwatchable.

In fact, for my money it's a bit too small, but maybe with a bit of practice one would get used to it. There are certainly advantages in being able to watch TV whenever and wherever you like. Rumour has it that Sinclair is developing a version with a similar sized package, but a screen twice as big. That should really be a winner.

QL, Sinclair's so called quantum leap in computing. All were, in some way or another, revolutionary products.

Not that he has always been successful. A low cost multimeter and a digital watch both turned out to be dead ends. The C5, his revolutionary new electric bike, looks set for the same expensive fate.

Unfortunately, the heady days are over. No computer company heavily engaged in personal computers is looking particularly rosy right now, and Sinclair is no exception. The down turn in demand for PCs has hit all manufacturers hard. It especially hit hard at a company that is also trying to recoup a multi-million dollar investment in an electric bike no one wants.

But they're an optimistic lot at Sinclair. And it would be hard not to be, doing exciting work based in some of the most picturesque countryside in Britain. Here, sequestered away behind the hedgerows of rural Cambridgeshire, you can find Sinclair Research, and the so called think tank, "Metalab". And if you want to dig behind the headlines and get a feel for the strength of the company then this is the place to come.


Metalab was launched with a great deal of hullabaloo two years ago as a place where the best scientists in Britain could exploit ideas that might otherwise go abroad. The idea pushed by the publicity machine was that this would be a place for the best scientists to work with the best equipment and no financial constraints to

produce whatever their hearts' desired.

In fact it was somewhat less than that. Clive Sinclair had a very precisely mapped out program for the future, and wanted brains to make it real. His plan: to develop some of the key technologies that will be needed to make Artificial Intelligence (AI) work.

Of the various projects, the closest to fruition is wafer scale technology. To understand what this involves, consider that

integrated circuits are made by etching a pattern onto wafers of silicon. These wafers are typically four inches across (sometimes six inches). In conventional technology a single wafer will contain a host of individual circuits. At the end of the manufacturing process the wafer is cut up and the individual bits, each containing a single circuit, are encased in plastic to become the familiar IC we all know and love.



## THE C5

Sinclair claims the C5 is a completely new form of personal transport. It is certainly unique. Sometimes it's called a car, sometimes a bike; Sinclair Vehicles, the maker prefers to call it a personal electric transport.

Whatever it's called, it has one seat and three wheels, an electric motor and a set of peddles, a boot to put the shopping in, headlights, tail lights, a battery and a rather fancy looking body. The credentials are impressive. Lotus cars designed the chassis, British Aerospace designed the body. AB Automotive, which designs Jaguar dashboards, also did the instrumentation for the C5. Construction and servicing (in the UK) is by Hoover. The electromotive system is the result of over 10 years work by Sinclair.

The target market for the C5 is young people, as a safer alternative to motorized two wheelers, housewives as a shopping transport and urban commuters. The range is about 32 kilometres and running costs about equivalent to 1000 miles per gallon. Cost in the UK is about £399.

The motor is made by Polymotor, a Philips subsidiary that specializes in electric motors for the aerospace industry. It has been specially tailored for the C5 battery. The battery was developed by Oldham for the project, and is described as being a "supremely efficient" version of a lead acid battery. It only weighs 15 kg and delivers 35 Ah. It has been designed to withstand 'deep cycling' effects, ie, continual discharge followed by recharge. It takes eight hours to recharge.

The drive system is ultra simple, consisting of an epicyclic gearbox with reinforced nylon cogs. This drives one of the rear wheels. There is no regenerative braking. When power is not supplied to the wheel the craft simply free-wheels. This goes against the grain of most electric car designs, which use the braking energy of the car to recharge the battery. However Sinclair Vehicles designers obviously thought the increase in complexity not worth the gains in battery life.

Whether the C5 is any good in a technical sense, the British public seems to be giving it the big thumbs down (it hasn't been offered for sale overseas yet). The press has been almost universally damning, describing it as unsafe and lacking in power and range. During the months since its launch Sinclair Vehicles has been steadily revising the size of this year's production run downwards. From predictions of a six figure market by 1985, it looks as though it will be lucky to reach four.

Whether there is any objective truth in the criticisms is hard to know. It's difficult to imagine it could be more unsafe than the motor-bikes that massacre adolescents with such bloodstained regularity. And range: well in the city there must be a huge market of people whose daily movements do not total more than 32 km. As for speed, a little less of it might not be a bad thing. No doubt such thoughts have passed through Sir Clive's mind as well. Oh but the public is fickle.



Working on a wafer scale implies treating an entire wafer as single IC. The problem with this method in the past has always been the unreliability of the manufacturing process. For a variety of reasons manufacturing is not one hundred per cent reliable. Nothing like it. This is not a real problem in conventional technology, since all the circuits are tested on the wafer, and when it is cut up, only the good ones are used.

But it is a problem working at wafer scale. One error means the loss of the entire thing. Economics simply do not allow the creation of large areas of silicon like this. Sinclair Research has developed a mass storage device that consists of half a million identical memory cells. At power up, logic on the wafer forces a formatting routine. This routine systematically tests every location on the wafer for errors. When it finds one it steps around it. The logic circuits then ensure that no data is stored in these locations. Owing to the pattern formed during the formatting routine, the technique is called the Katz spiral. (Ivor Katz is one of the Metalab crew.)

The Katz spiral will result in a bulk storage add-on for the Sinclair QL with 500K capacity by the end of the year. Development plans call for the eventual use of 1.5  $\mu\text{m}$  NMOS and finally micron size bipolar technology to produce a mass storage unit of around 7 or 8 Mbytes. According to Richard Cutting, who heads up Metalab, the device will probably sell for around £500 in the UK.

The significance of all this to AI is that Sinclair is developing techniques that will allow designers to store large numbers of circuits on a single wafer. One idea doing the rounds: it would allow them to develop a wafer consisting of perhaps 300 cells, each containing a processing unit and surrounded by some RAM. Such a design would appear to be ideal for parallel processing.

No one is quite sure yet how parallel processing would work, at least on this large a scale, but the idea is clear enough. The individual processors would each be assigned some particular task which they could do at the same time, instead of sequentially, as is required at the moment. One task identified at Sinclair for this type of technology is speech recognition.

According to Sinclair, the scenario is that one of the prime requirements for a fifth generation machine is the ability to interface naturally with the machine. Throw away keyboards and throw away rigorous logic as well. Speech recognition replaces the keyboard. To a limited extent this has already been done experimentally. Problem is that processing time is so slow it has little value. It takes so long because

# FEATURE

the CPU has to compare each of the words in the memory with the received word and react accordingly.

Obviously, if the vocabulary is of any size this process is too slow for practical use. With parallel processing though, things could be speeded up immensely. Then you could supply each processor with only two or three words, perhaps only with one, and they could all carry out a test on their word at the same time. The result, almost instantaneous word recognition.

Metalab is also doing some work on graphics and pattern recognition that will probably use the same type of parallel processing technique. In any event, the feeling is that this is a core technology of the future, and the company is determined not to be left behind.

Another bit of the AI picture that is being put together at Metalab is something called "Natural Language". This is another problem, like speech recognition, that affects the way in which we interact with computers. The idea here is that, at present, we require a very formal, and unnatural, language to communicate with a computer. Even if computers could be

taught to recognize speech, the computers of today would be incapable of understanding an input unless it was worded in very carefully constructed sentences. In fact it would be just like reading a program out loud.

Sinclair would like to achieve a situation where the operator could instruct the computer in a far less formal manner. In fact a manner more akin to normal everyday speech. This is a natural language. It's difficult to know what this means in terms of nitty gritty programming techniques, except to say that the key concept seems to be that a program must be seen as a sequence of logical concepts. The task then is to teach the computer to recognize when one of these concepts is invoked, and how it is strung together with others.

Sinclair's strategy in the market place is to try and be pre-eminent in a few specialist areas of artificial intelligence. If past experience is any guide they will be the cheap areas, the areas where the common man first gets acquainted with the next generation of computers. How long to wait? According to Richard Cutting, by the end of the decade there will be significant breakthroughs. He predicts usable

voice recognition by 1990 at least. How will it be packaged? What about a talking home doctor, as in "Hey, RSD2 I feel lousy, prescribe a pill". Another idea from Cutting: the home lawyer. He, or it, would be a walking compendium of advice on everything you wanted to know about your rights and obligations, but were too broke to pay for.

Whether or not ideas such as these are sufficient to pull Sinclair out of the sticky place into which he has fallen is hard to say. In spite of everything demand for the QL still grows apace, and a string of new devices seem to be assured at least for the next decade. But there have been an awful lot of lemons in the past. Maybe less in the future?

## Stop Press:

London, 24 June — Clive Sinclair has left the board of Sinclair Research. The new chairman is Robert Maxwell. Maxwell, with heavy publishing interests, has bailed the company out in return for the chairman's seat. Sinclair retains rights to the C5 bike, although production has been halted.

## THE MONEY SAVERS

**IEC POWER LEADS**  
QTY 1-19 \$1.50 ea  
QTY 20+ \$1.25 ea  
Length: average 1.6M

**ASST. POTENTIOMETERS**  
LUCKY DIP SPECIALS  
20 for \$3 ALL NEW  
100 for \$10 MIXED  
250 for \$20

**NEW Replacement CERAMIC STEREO CARTRIDGES**  
Now only \$3.00

**2200 uF 63V ELNA Electro**  
Normally \$3.95

**LGE DC MOTORS**  
POWERFUL 3,000 RPM  
6V-12V DC  
47mm diam  
60mm long  
ONLY \$5 ea

**RS-232 MINI-TESTER**  
Male to female DB connectors 25 pin  
All pins wired through  
Dual-colour LEDs  
\$27.90

**DPDT HI-QUALITY ROCKER SWITCH**  
20 ea 100 for \$15  
NORMALLY 50¢ ea

**SPEAKER BOX SALE!**  
Sorry, \$6 ea.  
600mm  
350mm  
225mm

**DISCO STROBE**  
0-12 flashes per second!  
\$25 ea  
Ideal for parties, theatre, dances etc. R40V

**NI-CAD RECHARGER**  
CHARGES ALL 1.5 VOLT + 9V 216 BATTERIES  
R.R.P. \$28 Now \$19

**AMPLIFIED CAR ANTENNA**  
Telescopic car radio aerial with signal booster  
12V  
AM-FM Were \$20  
Tune in stations 100's miles away  
\$12

**HUGE REDUCTION! VIDEO ENHANCER and STABILIZER**  
DETAIL ENHANCER \$35  
THE ENHANCER WILL BE ABLE TO RECTIFY LOSS IN PICTURE DETAIL AND QUALITY ON MOST POORLY RECORDED VCR TAPES  
Feature enhanced core and bypass controls, 12V DC operation!  
\$49 THE PAIR

**INFRA-RED BURGLAR DETECTOR!**  
Passive infra-red is ideal for all home, office and shop alarms - LED indicator, upto 12m range, N.B.M.C. 12vac  
\$89

**SERIAL + PARALLEL CABLES**  
for Apple, Tandy IBM (Registered Trade Marks) COMPUTERS etc.  
Other models available!

**FULLY AUTOMATIC 12V MOTORIZED CAR AERIALS**  
Suits all models of car radios  
Usually \$28.50  
\$20

**Mini Cassette Player MOTOR**  
REPLACEMENT 6V or 9V or 12V  
TAKE YOUR PICK!  
Ideal for servomotors!  
\$5

**FANS**  
5" 115VAC OR 220VAC  
\$10 ea  
EX-COMPUTER

**PIEZO SUPER TWEETERS**  
100W 3-30KHz  
No Crossover  
\$13.50 ea

**COMPUTER HI-QUALITY RIBBON CABLE FOR I.D.C. CONNECTORS**  
16 wire 2-20in 34 wire 3-90  
26 wire 2-95in 50 wire 6-95

**WANTED TO BUY... 2ND HAND COMPUTERS**  
P/POST: \$2 + 5% order

**100 ASSORTED IC'S**  
Mostly DIGITAL LUCKY DIP OFFER  
\$7.50 PER 100

**LIGHT DIMMER or MOTOR SPEED CONTROL KIT**  
700W UP TO 2600W  
WITH RFI SUPPRESSION  
\$4.95

**PRE-PAK electronics p/l**

**1a WEST ST, LEWISHAM, NSW**

**569-9797**  
24 HR PHONE ORDER SERVICE

**Phone or mail order BANKCARD accepted**



# If an advertisement bothers you, bother us.

Every year, countless thousands of advertisements and commercials appear in Australia.

Nearly all come under review in one way or another to make sure they're not misleading or offensive.

Just the same, you may see an advertisement you think is misleading or offensive. That's where we come in.

The Advertising Standards Council. An independent body whose job it is to hear complaints about advertising.

So if an advertisement bothers you, bother us.

Write to us at the address below:

**The Advertising Standards Council.**

St. Andrews House, Sydney Square, Sydney. NSW. 2000.

ASC 2630



## Enhancing the image: an engineer on every board?

by Jim Rowe

AN INTERESTING LETTER appeared in the July issue of *Monitor*, a monthly newsletter published by the IREEA (Institution of Radio and Electronics Engineers Australia). Written by Mr Paul Wilson, a senior member of the Institution, the letter basically takes Australia's engineers to task for their apathy and conservatism.

Australia's electronics engineers only have themselves to blame, says Paul Wilson, for their relatively low status and recognition in our community. Unlike accountants and other professionals, they have not used their own organizations (like the IREEA) to market themselves to the community and explain their actual and potential contribution. In fact, he goes so far as to suggest that: "Barry Jones' jibe at the scientific community for being 'a bunch of wimps' could equally well be aimed at engineers, and well deserved it would be".

Mr Wilson suggests that professional bodies like the IREEA should be spending a major part of their annual budgets on a sustained, high level and professionally mounted public relations effort designed to make engineers clearly visible on television, in the newspapers and at public exhibitions. They should also be persuading corporate managers to reserve a seat on every board for a professional engineer.

He points out that many Australian manufacturing and industrial service companies employ trades or sales people to do jobs which are technically beyond them, and which really should be performed by engineers. Unless this is remedied, he suggests, there will continue to be a high level of industrial failures and accidents.

Paul Wilson ends with the suggestion that if engineers can achieve the visibility, status and financial rewards he believes they deserve, the profitability of Australian companies is also likely to improve. In other words, what's good for engineers will also turn out to be good for their employers, and by implication the rest of us (although perhaps not trades and sales people!).

Well, it's all pretty exciting and controversial stuff for the normally rather staid IREEA's *Monitor*, isn't it! Engineers are

apathetic and conservative wimps, and well behind even bean counters when it comes to striving for decent status. But if only this hidden army of Clark Kents can get off their tails, find a 'phone box and change into their true Superheroes, they'll be able to solve all the problems of Australia's industry in a single bound — and get all the adulation and riches they deserve. Bravo!

Seriously, though, I think Paul Wilson has raised some very valid points. By and large engineers have been extremely conservative lot, with their heads buried deeply in their work. They have not taken much interest in other aspects of either industry or the community, even in areas where engineering has legitimate and valuable contributions to make.

I'm sure he's also right that there are a lot of Australian companies where trades and sales people are trying to do jobs that are strictly beyond them technically.

But I'm not nearly so sure that today's engineers would automatically be a better choice to fill these positions. Nor do I believe that putting an engineer on every board would necessarily make companies more profitable.

Actually I'm not all that surprised that so many companies are employing trades and sales people. They may not have the technical expertise, to be sure, but a lot of the time they're much more down to earth than today's engineers. By that I mean they're aware of the need to produce a practical product, in a realistic time and for a price that will allow a profit.

Unfortunately so many of the engineers turned out in the last few years by universities and CAEs are heavily orientated towards theory and research. Ask them to juggle a Laplace transform or shuffle around a few Bessel functions, and you're talking their language — but when it comes to rolling up the old sleeves and producing a few real-world product designs, forget it! Particularly if it involves designing something to meet a price/profit target.

In fact a lot of these engineers are really quite proud of their ivory-tower training and attitude. Producing products for a

profit? Why, those mundane, money grubbing activities are for lowly technicians and trades people, not We Professional Engineers!

Small wonder, then, that so many companies have selected not to employ engineers, but instead opted to employ cheaper and more practically orientated people. You can hardly blame them. And I doubt if they're likely to see much advantage in inviting engineers onto their boards at present, for the same reasons.

Clearly Paul Wilson is quite right in blaming all this on the engineers themselves and their professional organisations like the IREEA. But I don't think it's just a matter of doing a better PR job, to convince everybody that engineers are really the unrecognized saviours of society.

A much more effective way for engineers and their organizations to tackle the problem would be to exert pressure on the universities and CAEs, to get them to stop turning out academic boffins and start turning out the kind of practical engineers that industry really needs. Then the recognition, status and financial rewards for engineers would improve because they really *would* be more valuable to industry.

In other words, if the product is not selling at present, it could just be that the product needs improving. Let's spend a bit of effort on that, not just on better marketing.

Mind you, I have a strong feeling that getting professional bodies like the IREEA to exert this kind of pressure on the tertiary training institutions will not be easy. Most of the professional bodies seem to be dominated by academics — often the same people who determine the structure and content of engineering courses. So the professional bodies are part of the same highly conservative and inward-looking system as the unis and CAEs — a situation which has no doubt evolved because of the very same apathy referred to by Paul Wilson.

I have to congratulate Paul Wilson for raising this matter, and the IREEA for publishing his letter. But solving the problem won't be just a PR exercise. It's deeper than that. ●

Who are you?

THE HACK IS A CURIOUS BEING. In his function as arbiter over the fate of the various pieces of small paper that float over his desk every day he frequently wonders (a) who sends them, (b) why they bother and (c) what is it all FOR?

The answer to (b) and (c) elude him. Screw the paper up and throw it in the too hard basket. It's the one behind the filing cabinet where the mice nest in season. In pursuit of (a) read on kiddies, 'cause the readership survey is here.

Readership surveys come out at regular intervals when the gnome who produces them comes up for air. They tell US everything about YOU that we could possibly want to know but were too embarrassed to ask. Now we know how the spooks feel in ASIO.

Consider if you will, the following. You are well-heeled and well housed, in fact six times more likely than normal to have bought a house during the last year. You are five times more likely than average to own a computer and twice as likely to own a typewriter. Given the near total illiteracy of most people with electronics training this is

surprising. You are also heavily into speedboats, but not yachts, which get the big thumbs down.

At work, you earn more than average, and are four or five times more likely to be consulted about purchases of computers and office equipment than the norm. The boss even asks your advice about banking. It's clear, however, that you know very little about stock feed as you are 60 per cent less likely than the norm to be consulted about it. The only consolation is that farmers avoid *Electronics Australia* readers like the plague; they're 80 per cent less likely to be asked for their views.


You are more likely than average to own an audio system, and obviously spend a lot of time thinking about it (boring sods) because you are six times more likely to want a CD player than the rest of the community. You have as many TVs and videos but watch commercial TV marginally less than the rest of them. That's because you spend more time watching videos (the survey doesn't say whether you also watch SBS and the ABC). You also spend more time making your own.

You smoke tailor-made cigarettes slightly less than the rest of the community, but roll

your own more often. You are thus marginally more smelly than the readership of *Your Computer* magazine, but distinctly better than the *Penthouse* readers.

You're almost three times more likely than normal to be a pipe smoker. And you like to lubricate the process with a spot of cognac. You're almost six times more likely than the general population to have a taste for the stuff. You also like cream based liqueurs, especially a drop of the Baileys. There is also a penchant for bourbon, brandy and vodka, but only *Electronics Australia* readers would be seen dead with Australian whiskey. Red wine and 'Claytons' also get the nod but rosé is a definite no-no.

I'm afraid that when sex rears its lovely little head you're all a bit slow on the uptake. In fact, in the under 25 age group you're only one third as likely to be married as the norm. *Australian Penthouse* readers are twice as likely to be married at a similar age. But you're marginally more likely to be married later on. In fact by 35 you're more likely to be married than the *Penthouse* reader. All of which suggests a motto for the lovelorn *ETI* reader: "when you're on a good thing — stick to it".



# SIEMENS

## FLOPPY DISC DRIVES

### Big on bytes, speed, reliability... and backed with a 12 month warranty

Only Siemens offers a full 12 months warranty on popular 3.5" and 5¼" floppy disc drives. This reinforces Siemens reputation for reliability in floppy disc drives... reliability that's due to brushless direct drive DC motors.

Siemens makes you these solid promises.

- Fast access time... only 3 milli seconds. As fast as you can get, due to an advanced stepping motor and steel belt mechanism.
- Big storage capacity. The 3.5" drive has the same storage capacity as larger discs; 250 KB to 1MB.
- Competitive prices. Check with your Siemens distributor. You'll be pleasantly surprised.
- The very latest in high technology. Components are surface mounted. The 3.5" drive also features a new, positive locking device.
- Noiseless operation, due to a radial gap motor.

Note: Both sizes are available in four models...  
Phone your nearest distributor for detailed technical information.

#### Siemens Ltd.

544 Church St., Richmond, Vic. 3121.  
Melbourne 420 7318, Sydney 436 8730,  
Brisbane 369 9666, Perth 362 0123

#### Distributors:

Victoria:

Promark Electronics (03) 878 1255

New South Wales:

Nexus Electronics Pty. Ltd., (02) 439 5800

Promark Electronics Pty. Ltd., (02) 439 6477

Queensland:

ECQ Electronics, (07) 376 5677

South Australia:

R. G. Pank Pty. Ltd., (08) 51 2411




Protronics Pty. Ltd., (08) 212 3111

Western Australia:

Reserve Electronics (09) 328 9755

New Zealand:

Delphi Industries Ltd., Auckland 563 259



Siemens model FB 350 Series, 3.5" floppy disc drive featuring  
(i) a new positive locking device. (ii) surface mounted components.

## INGENIOUS ELECTRONIC ENGINEERING.

# Get all of Yamaha's latest audio equipment for only 33 cents.



Fill in this coupon and you'll get Yamaha's free catalogue featuring the latest and complete range of compact disc players, cassette decks, turntables, cartridges, integrated amps, separate amps, tuners, receivers, graphic equalizers, headphones and system components. With each component comes something you wouldn't expect. **5 YEAR WARRANTY.**

Name \_\_\_\_\_

Address \_\_\_\_\_

Postcode \_\_\_\_\_

Yamaha Consumer Electronics Division, 17-33  
Market Street, South Melbourne, Victoria 3205.

\*Limited warranty