

JAN 1982

\$1.95 NZ \$2.50

eti


**ELECTRONICS
TODAY
INTERNATIONAL**

You Could Win a
Valuable Scope Workshop Accessory
in our Super 'IDEA of the MONTH' Contest

'SPACE LIGHT'

Laser and Holography Exhibition

SATURN UP CLOSE



**INFRARED
BEAM RELAY
to build**

**EPSON PRINTER
Reviewed**

Dolby C explained

**Understanding
Component Values**



WE CAN PUT ALL THIS IN THE PALM OF YOUR HAND.

What you are looking at is perhaps the most advanced VHS home video system you can buy.

The tape glides in and out of the machine, automatically.

The two-way shuttle search lets you view the picture at ten times the normal speed, so you can quickly find any segment you want to play again.

The variable speed playback lets you view the picture at double speed, in slow motion, frame by frame or freeze frame. The sound quality is always good because it is filtered through a Dolby noise reduction system.

If you go away, this home video system will record programmes for up to 14 days on up to eight channels.

In fact, this system has so many features, we don't have space enough to list them all.

It was made by JVC, the people who invented the VHS system. And being the inventors of VHS means that we are always one step ahead in refining the system.

For instance, look at our cordless remote control unit. With every function of the machine itself, there is no other remote control that gives you so much control.

If you'd like to know more about the many innovations JVC has brought to the VHS home video system and you live in Sydney, you can visit our Video Information Centre, at Garema Circuit, Kingsgrove.

There you can make use of our transfer and editing facilities.

If you live elsewhere, write to us for a brochure or call into any JVC dealer.

Then you'll see why JVC equipment is recognised as The State of the Art.

JVC **VHS**



ELECTRONICS TODAY INTERNATIONAL

Registered by Australia Post —
Publication No. NBP0407
ISSN No. 0013-5216



Roger Harrison

Roger Harrison
Editor

QUICK INDEX

FEATURES

- 8 SPACE LIGHT Spectacular!
- 18 Saturn Up Close
- 27 Understanding Component Values
- 57 'Idea of the Month' Contest
- 130 Dregs

PROJECTS & TECHNICAL

- 32 570: Infrared 'Trip' Relay
- 41 333: Reversing Alarm
- 47 259: Incremental Timer
- 52 Lab Notes: Zero-voltage switching with the CA3059
- 57 Ideas for Experimenters
- 64 Short Ccts: RTTY Autostart
- 83 Interfacing with the ETI-685
- 63 Shoparound
- 123 PC Board Artwork

COMPUTING TODAY

- 69 The ZX Printer is Here!
- 71 Printout — News & Views
- 81 CATCH! — ZX80 Game
- 83 Interfacing with the ETI-685
- 88 '660 Software — Mastermind
- 90 This Computer Will Do Anything!
- 94 Speedy BASIC
- 101 Epson MX80 Printer Reviewed

SIGHT & SOUND

- 105 PCM — it's coming!
- 107 Sight & Sound News
- 112 Dolby C Explained
- 118 Sony TCFX6C Cassette Deck
- 126 Audiosound 'Motet' Speakers

GENERAL


- 8 News Digest
- 38 Babani Books — On Special!
- 67 Communications News
- 124 Mini-Mart — Readers' Adverts
- 125 ETI Services

advertisers

Australian Government	122
Applied Technology	82
Alltronics	58-59
Archive Computers	79
Acoustic Foundry	129
Astrodisc	109
Arena	110
AED	86
Anderson Digital	70
A & R Soanar	24
Bishop Graphics	7
Best Vision	67
Boffin	75
Bose	111
Consolidated Marketing	24,25
Commodore	87
Computer City	79
Computer Country	96
Coltronic	62
Cooper Tools	121
Dick Smith	6, 12, 16-17, 35, 60, 66, 68, 72-73, 76, 80, 100
David Field	46
Daneva Control	55
Electronic Agencies	26
Ellistronics	99
Electronics & Semiconductors	104
Elmeasco	13
Electromark	63
Energy Control	92
Edmark	75
Electrocraft	104
Electronic Developments	81
Ferguson	11
Gregorys	43
G.F.S.	34
Hagemeyer	OBC
Hames	98
Hitachi Denshi	114-115
Hitachi	11
Imark	104
Jaycar	40, 51
Kitparts	89
Lothlorien Farming	98
Leisure Press Group	117
Moss	76
Mail Order Centre	34
Magnetic Media	98
Marantz	106
Nula	64
North Point Hi-fi	117
N.V. Dale	108
Ozmail	14, 89
Printed Circuits	15
Pre-Pak	30-31
Parameters	65
Q.T. Computers	97
Ralmar	121, 129
Rod Irving	44, 56, 93
Radio Despatch	34
Rakon	65
Royston	75
Radio Parts	79
S.I. Microcomputers	96
Software Source	76
SME Electronics	77
Sony	IBC
Tandy	14
TCT Micro	86
Truscotts	50
Vanfi	IFC

eti

ELECTRONICS TODAY INTERNATIONAL



The SPACE LIGHT laser and holography exhibition kicks off this month on a round-Australia tour starting at Sydney's new Power House Museum. Preview of the show and background to holography starts on page 8. Inset is a picture of the rings of Saturn, taken by Voyager-2. The story of its mission starts on page 18.

Cover design by Ali White; photo by Roberta Booth. Inset courtesy JPL.

*Recommended retail price only

news

NEWS DIGEST	8
Space-Light Exhibition; New hobbyist shop; Plug-in wireless intercom; Course in TTL and CMOS circuits; and lots more.	
COMMUNICATIONS NEWS	67
Russian satellites have robot transponder; etc.	
PRINTOUT	71
CP/M Bulletin Board in Sydney; New VIC centre; Printer graphics pack for Apples; Book review; OKI printer etc.	
SIGHT & SOUND NEWS	107
PCM on the way; New Korting hi-fi models; Yamaha cassette deck with dbx; Another VCR from Sanyo; and more.	


features

SATURN UP CLOSE 18
Voyager 2 flew past Saturn at a distance of only 101 000 km, the closest-ever encounter with this planet. The information gathered considerably increased our knowledge of Saturn — and deepened a few mysteries.



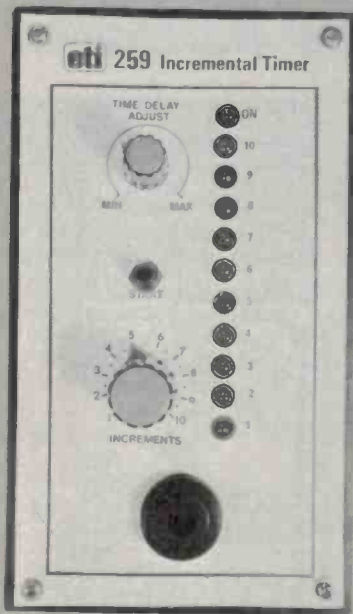
UNDERSTANDING COMPONENT VALUES 27
To the beginner in electronics, and to quite a few not-so-beginners, the values and units given to electronic components such as resistors, capacitors and RF chokes seem confusing. This article should clarify things.

projects



570: INFRARED TRIP RELAY 32
Cut the beam of invisible light and trip a relay or alarm — this simple project can be used as an automatic 'door minder', door opener, burglar alarm or whatever you want.

333: VEHICLE REVERSING ALARM 41
This easily constructed alarm, which will sound when you select reverse gear in your car, should help prevent accidents.



259: LOW-COST INCREMENTAL PROCESS TIMER 47

This timer, based on a LED driver IC rather than a timer IC, provides period timing in preset increments. A bar of LEDs indicates the progress of the timing, and you get an audio signal when the timing is finished.

computing

COMPUTING TODAY 69
The ZX printer is here; Computer satellite links.

CATCH! TRAPPED BY A ZX80 81
This program is a sort of 'kindergarten' version of the popular Japanese game 'Go'. Get hooked on it!

INTERFACING WITH THE ETI-685 83
Five ports have been supplied on the ETI-685 processor board to provide the user with a wide variety of input/output interface possibilities. Two of these ports are fixed in format; the other three are user-programmable, supported by the PPI.

MASTERMIND FOR THE ETI-660 88
Using your ETI-660 Learners' Micro you can play a game very similar to Mastermind — you guess a three-digit number instead of the order of a set of coloured pegs. You can even hold challenges to see who can guess the number in the fewest turns.

THIS COMPUTER WILL DO ANYTHING! 90
Graham Widemann on the experience of buying or selling a computer.

SPEEDY BASIC 94
Some hints on how to save your chewed fingernails by making your BASIC programs run faster.

EPSON MX80 PRINTER — REVIEW 101
This low-cost machine has upturned the printer market in every country in which it has been introduced, and Australia has proved no exception. This article examines why.

sight & sound

DOLBY C EXPLAINED 112
Dolby Laboratories recently came up with an improvement on their proven Dolby B circuitry for audio noise reduction. This article explains how it works.

SONY TCFX6C CASSETTE DECK 118
This new design from Sony incorporates the Dolby C noise reduction system, making it a forerunner in what will undoubtedly be a crowded market exploiting this new feature.

AUDIOSOUND MOTET LOUDSPEAKERS 126
According to Louis Challis, this review should be subtitled 'Australian manufacturer makes good!' The Motet is a mini-speaker, but performs better than most other bookshelf-sized speakers on the market.

general

ELECTRONIC BOOKS FROM ETI 38
Beginners' books, circuit books, data books, etc.

LAB NOTES 52
Zero-voltage switching with the CA3059

IDEAS FOR EXPERIMENTERS 57
Idea of the Month contest; TV 'watchdog' alarm; Versatile hot/cold/light/dark alarm; etc.

SHOPAROUND 63

SHORT CIRCUITS 64
Auto-start and anti-space for the ETI-730 RTTY decoder.

PCBs 123
MINI-MART 124
ETI SERVICES 125
DREGS 130

next month



YAMAHA'S X-POWER AMP.

The Japanese have a reputation for taking a good idea and doing it better. Well? Have Yamaha taken Bob Carver's 'magnetic field' amp and improved upon it? The B-6 amp is Yamaha's top-line unit in a range of amps featuring their newly-released 'X-power' circuitry. Does it improve on Carver's concept? Is the horse an improvement on the camel, or just a different beast? See what Louis Challis has to say next month...

CIRCUIT SOURCE GUIDE

Dozens and dozens of useful circuits and circuit ideas you'll find endlessly useful when trying-to-patch-up-a-circuit-to-do-a-job-but-you-don't-know-where-to-start-and-it's-Sunday-afternoon-and-there's-not-a-relevant-application-note-in-sight! All sorts of circuits, from analogue-digital converters through function generators and parametric equalisers, to log converters, VCOs and Wien bridge oscillators. Don't miss it!

ZX81 REVIEW

So you want to jump onto the personal computing bandwagon but don't have the \$\$\$\$s entrance fee? How about \$250, then? Now you're talking — now you're computing! That's what Sinclair's little marvel's all about. Read all about it.

SOUND BENDER

From Darth Vader to Daleks — a sound modifier project to produce all sorts of effects. Built around the ever-popular XR2206, you can mix and modulate the effect with the original signal to produce the desired level of effect. Space age sound effects can be within your grasp!

'660 SOFTWARE

OK, now you've got your project going, why don't you do something with it? Here are a few things to do.

GRAPHIC DETAILS

Full reproductions of the alphanumeric and graphic sets of the popular microcomputers (TRS-80, PET...).

Although these articles are in an advanced state of preparation, circumstances may affect the final content. However, we will make every attempt to include all features mentioned here.

DIRECT IMPORT

NEW ZEALANDERS

TAKE ADVANTAGE OF DICK'S LOW PRICES

LOOK AT THESE SPECIALS!

PACK OF 50, 5mm RED LEDs (Z-4010) Save \$3.55 compared to the individual price! **ONLY \$8.95**

4116 DYNAMIC RAM ICs (Cat. Z-9310) Save \$1.00! Now only **\$3.95 ea.**

OFFER ENDS 31st FEB. 82

DIRECT IMPORT



INCREDIBLE SYSTEM 80

We're proud to offer this exceptional computer to our New Zealand customers. These are just some of the features: 16K memory, S-100 expandable, compatible with almost all level II programs, works with any standard TV set, has built-in cassette deck and level control. Quite simply, it represents outstanding value for money. Cat. X-4005

ONLY \$1195
\$NZ

See below for incredible new software!

DIRECT IMPORT



GREEN PHOSPHOR MONITOR

For the professional user — or even the hobbyist who uses his system for long periods, a Green Screen Monitor is a must. Good definition, with bright, sharp print that can be looked at for hours longer with less fatigue. Cat. X-1198

NOW WITH IN-BUILT AMPLIFIER FOR PROGRAMS WITH SOUND EFFECTS!

ONLY \$395
\$NZ

DIRECT IMPORT



TRANSISTOR ASSISTED IGNITION

This kit incorporates circuitry with dwell which results in a hotter spark at high engine speeds and is compatible with modern electronic tachometers. This kit comes complete with a custom made aluminium box that is pre-drilled. All components are supplied plus de-luxe heatsink and full construction instructions. Cat. K-3300

ONLY \$45
\$NZ

DIRECT IMPORT



LCD DIGITAL MULTITESTER

A portable 3½ digit, compact tester which is ideal for both home and field applications. Ranges: 0-2V to 0-1000V DC, 0-200 to 0-500V AC. High contrast, easy-to-read, liquid display. Full auto-polarity operation. Over-range indication on each range. This digital multitester is new to Dick Smith, and we're proud to put our name on it! Cat. Q-1445

ONLY \$65
\$NZ

GALACTIC REVOLUTION Diplomacy, social manipulation and ruthlessness must be combined to bring the major power blocs of the Galaxy together to serve your needs to lead the revolution. A fascinating game. Cassette based requires 16K. Cat. X-3677 **\$35.00**

GALACTIC TRADER The objective of this fantastic program is to make a fortune by trading commodities throughout the Galaxy. Has 10 levels of difficulty. Playing time from 20 minutes to 5 hours. Cassette based, requires 16K. Cat. X-3678 **\$35.00**

GALACTIC EMPIRE A sophisticated game of strategy and tactics. Your object is to unify the Galaxy. Superb graphics and detailed manual supplied. Hours and hours of fun. Cassette based, requires 16K. Cat. X-3679 **\$35.00**

COSMIC FIGHTER Similar to Space Invaders, but this time alien destruction requires two hits, then three... it becomes exceedingly difficult and fast. Cat. X-3695 **\$35.00**

GALAXY INVASION The idea of this game is to destroy the 'invaders' and save Earth — but beware of the roving flagships! Cassette based, requires 16K. Cat. X-3693 **\$35.00**

MULTIMETER RF PROBE

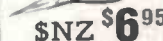
Extend the useful range of your multimeter up into the RF region with this probe. Frequency response is 150kHz to 30MHz and comes equipped with 4mm banana plugs for direct multimeter connection. May be used with most of our multimeters. Cat. Q-1138



\$NZ \$17.95

LONG NOSE CUTTING PLIER

This tool has a fine tip and serrated jaw for general use. Built in cutting edge, chrome plated with insulated handles. Cat. T-3250



\$NZ \$6.95

PRECISION CUTTERS


This high quality cutter features a fine, sharp cutting edge and spring loaded handles. Fine quality steel with insulated handles. Cat. T-3310



\$NZ \$11.25

MINI LONG NOSE PLIER

Drop forged steel, chrome plated finish with soft plastic handle grips. Long nose complete with in-built cutter. Cat. T-3562



\$NZ \$4.95

TRIMMING KNIFE

This knife is exactly the same as the 'name' brand and comes complete with 5 carbon steel blades. Don't pay for a 'name'! Cat. T-5220



\$NZ \$3.25

DICK SMITH Electronics

MAIL ORDER CENTRE AND SHOWROOM:
96-98 Carlton Gore Road, Newmarket, Auckland 1
Phone: Auckland 50 4408 — 50 4409

STORE HOURS: Monday to Friday: 8.30am to 5pm

DSE/A126/LM



Call into our store and collect your copy of our 1st Edition Catalogue.

NEW!



PRINTED CIRCUIT DRAFTING TECHNICAL MANUAL & CATALOG

107

\$4.95 including P&P



200 Pages

Packed With Work-Saving PC Design Products, Tips & Techniques

- **NEW EXPANDED & SEPARATE TECHNICAL MANUAL**, including "how to use" overlay drafting when creating PC artwork masters
- **OVER 20,000 PC DRAFTING SYMBOLS & TAPES** . . . the world's largest selection
- **NEW PRECISION MEASURING LINEAR GLASS OPTO-SCALE™** helps eliminate rejected PC artworks
- **NEW ACCUFILM® DIAZO SENSITIZED DRAFTING FILMS** for precise, economical production of "second originals"
- **NEW MULTI-TRACE STIKON BUS PATTERNS** . . . combines computer plotted accuracy with the ease & economy of manual tape-ups!
- **NEW OVERLAY DRAFTING SYSTEM** . . . a fast, error-free method using pin registration to produce precision PC artworks *without* CAD costs and time delays.
- **NEW DUAL IN-LINE FEED-THRU CONDUCTOR PATTERNS** . . . use to create your own Multi-Color StikOns with drop-out conductor traces
- **NEW SOLDER MASK DUAL IN-LINE PATTERNS** . . . designed to help insure reliable solder connections
- **NEW DUAL IN-LINE PATTERNS** . . . more popular DIPs in the configurations you use most
- **NEW ELECTRONIC DESIGN TEMPLATES** . . . specially designed with the latest symbols and shapes to streamline electronic circuit drafting
- **NEW CONTINUOUS CONNECTOR PATTERNS** . . . full 18" length and exacting tolerances increase speed and insure accuracy
- **NEW MULTI-PURPOSE PRESPACED PADS** . . . convenient 8" length for fast row-by-row taping of axial leads
- **NEW "TO" PATTERNS** . . . "TO-3" & "TO-60" TYPE PATTERNS give you multi-pad convenience when applying whole sections of "TO"'s
- **NEW INDIVIDUAL PUPPETS PC DESIGN LAYOUT SYSTEM PATTERNS** and sizes . . . more popular PUPPETS to help you reduce PC layout time up to 75%

Trade and professional users please request on business letterhead.

STEWART ELECTRONIC COMPONENTS PTY., LTD.

A. C. T.
GEORGE BROWN & CO. PTY. LTD.
23 Whyalla Street
Fyshwick A.C.T.
2609
Tel: 80 4355
Telex: AA 62128

NEW SOUTH WALES
CIRCUIT COMPONENTS (A/Asia) PTY. LTD.
P.O. Box 70
383 Forest Road,
Bexley N.S.W. 2207
Tel: 59 6550 59 3720
Telex: AA 27197
CIRCOM

QUEENSLAND
L. E. BOUGHEN & CO.
Cnr. Baroona & Milton Rds.
Milton Qld. 4064
Tel: 36 1277
Telex: AA 41500

SOUTH AUSTRALIA
GRAPHIC ELECTRONIC INDUSTRIES PTY. LTD.
41A Rundle Street
Kent Town S. A. 4067
Tel: 42 6655
Telex: AA 88646


CIRCUIT COMPONENTS (A/Asia) PTY., LTD.

VICTORIA
CAMDEN ART CENTRE PTY., LTD.
Post Office Box 117
188-200 Gertrude St.
Victoria 3065
Tel: 41-96633
Telex: 36077 CAMART AA

VICTORIA
STEWART ELECTRONIC COMPONENTS PTY. LTD.
44 Stafford Street,
Huntingdale 3166
Tel: 543 3733
Telex: AA 36908

WESTERN AUSTRALIA
W. J. MONCRIEFF PTY. LTD.
176 Wittenoom Street,
East Perth W. A. 6000
Tel: 325 5722
Telex: AA 93022

SPACE-LIGHT: Holography and laser spectacular



The largest and most comprehensive exhibition ever staged of the art and science of holography will tour Australian galleries in 1982. A dramatic laser light show will be presented with the exhibition of holograms on the tour.

Holography is a technique for the presentation of truly three-dimensional images, the hologram of an object having all the dimensions of the original object and 'moving' as the viewer moves just like a real solid object. A hologram often looks so real that the viewer will reach out to touch it — only to find there is nothing but focused light.

Professor Dennis Gabor discovered holography at the British Laboratories in 1947, and received the Nobel Prize for Physics in 1951 for his achievement.

A hologram is actually the recording of patterns of laser light waves reflected from an object onto the emulsion of a light-sensitive film. 'Hologram' refers to both the film plate and the three-dimensional image it projects into space. The word 'hologram' is made up of the Greek 'holos', meaning 'whole', and 'gramma', meaning 'message' — the 'whole message'.

To create a hologram of an object a beam of laser light is split in two. The 'reference beam' illuminates the film, and the 'object beam' illuminates the object. Light reflecting from the illuminated object falls on the film, thus interfering with the reference

beam in a particular pattern. After the film is developed and re-exposed to the light transmitted over the identical path of the reference beam, this interference pattern recreates the appearance of the object by reconstructing all the points of light that originally came from the object. The resulting holographic image contains all the information about the size, shape, position and reflectivity of the object that you would receive when looking at the object itself. The only significant difference is that the holographic image is not solid.

There are two basic types of holograms: transmission and reflection. Transmitted holograms are viewed with light coming from behind the film, reflected holograms with light reflecting off the surface in front of the film. Both types can be seen with an ordinary light bulb, although sophisticated transmission holograms require special laser light to be seen at their best.

The holograms in the SPACE-LIGHT exhibition have been collected from artists in the USA, UK, Europe and Australia, and include some of the most famous holograms ever produced. The fifty holograms in the exhibition have been selected for their different techniques, as famous scientific holograms,

and as representing an excellent range of art holograms.

American works include 'Equivocal Forks', by Harriet Casden-Silver, several pieces by the inventor of holographic movies, Lloyd Cross, and important works by the Polaroid Corporation's Stephen A. Benton. Works from the UK and Europe include Nick Phillips' life-size 'Dustbin' and the Swedish hologram of the famous 'Chinese Horse'.

Australian artists have undertaken prominent work in the field of holography for a number of years, and are well represented in the exhibition. British-born artist Margaret Benyon has lived and worked in Australia for some time and has had several one-



Series of photographs taken of 'Kiss II', a hologram produced by Lloyd Cross, inventor of the holographic movie process. The floating, three-dimensional image blows a kiss and winks as the viewer moves around. ('The Kiss', by Lloyd Cross, a holographic stereogram photo by Daviel Quat).



artist exhibitions in New York, London, Los Angeles and Australia. She is especially known for her use of aboriginal themes in her work. Sydney artist George Gittoes has also worked extensively with holography and uses lasers as a regular part of his performance art pieces.

Melbourne artist Paula Dawson is one of the most striking and powerful artists working in holography, and the first Australian to merit classification as a leading world holographer. Her work has great technical virtuosity and tenacity, and since 1976 her ambition has been to create holograms on a massive scale. After work in the CSIRO's National Measurement Laboratory in

Sydney she worked at the University of Besancon's Laboratoire de Physique et Optique in France, and it was here after considerable experimentation that she created 'There's no place like home...', the highlight of the SPACE-LIGHT exhibition.


Measuring 1.5 m by 1 m, 'There's no place like home...' is a massive work of art which, when lit by a powerful laser, recreates a living room 3 m wide by 3 m deep by 2.8 m high. This hologram is the only intact holographic plate of these dimensions in the world, and is certainly the most complex art hologram ever produced. Along with several other pieces, 'There's no place like home...' forms the famous holographic house.

Dr. P. Hariharan of the CSIRO's National Measurement Laboratory in Sydney has produced significant papers showing how bright, multi-coloured holograms approaching natural colour could be produced, instead of just the primary colours of the spectrum. Several of Dr. Hariharan's works are in the exhibition.


Lasers are the first man-made source of highly

coherent light, 'coherent light' being light of the same wavelength which, since it is the same colour, comes out from the light source in a co-ordinated way. LASER means 'Light Amplification by the Stimulated Emission of Radiation'.

Early three-dimensional holograms were extremely limited in their effectiveness because no source of coherent light was then



'Chinese Horse', 300 x 400 mm white light reflection hologram made by Laser Gruppen Holografiska A.B., Stockholm, Sweden.



Geoffrey Rose, inventor of the Laser Harp and optical designer for Soliel Laser, Melbourne, (Photo: Roberta Booth, 1981).

NEWS digest

available, but with the invention of lasers this problem was solved and holograms of extraordinary depth and quality were produced.

During the staging of the SPACE-LIGHT exhibition a laser light show will be presented. It takes the form of colourful light effects which result from the use of special electronic and optical equipment used in conjunction with a powerful laser. The laser show will fill the exhibition space at regular intervals and provide a spectacular view of the artistic possibilities of laser light. Laser light is bounced around the exhibition space in exciting sculptural patterns and forms, providing a fitting background to the holograms on display.

The SPACE-LIGHT laser show has been especially prepared by Soleil Laser, Australia's leading laser

display company. Laser artists who have prepared the display are former American Gary Levenberg and Sydney artist Geoffrey Rose. Levenberg has been working with laser displays in Australia following several years' work with lasers in California; Rose is a prominent Sydney artist and the inventor of the laser harp. Together they have presented most of the best laser light shows in Australia to date, including the Melbourne and Brisbane City Square projects and the Sydney Tower opening.

Although small exhibitions of holography have been shown in the USA and the UK, none has approached the scope and scale of the SPACE-LIGHT exhibition. The much smaller 'Light Fantastic' exhibition held recently at the Royal Academy in London attracted 200 000 people in

the short space of three weeks.

Director of SPACE-LIGHT is Paul Walton, formerly of the University of London's Goldsmiths College Holography Workshop, who is also a prolific author on communications and the media. According to him, "SPACE-LIGHT will present a look into the future with a technology that already exists today. People will marvel at the incredible three-dimensional images which are seen to exist but cannot be touched or felt."

The SPACE-LIGHT exhibition will begin in Sydney at the Museum of Applied Arts and Sciences/Power House Museum, and will be open from January 1 to February 14 1982. It will then move to the Art Gallery of Western Australia (March 24 to April 18); Lower Town Hall, Melbourne (April 29 to June



'Finger Language', 240 x 170 mm hologram by C.F. Reutersward from the collection of Alme Maeght, Paris. (Photo: Hans Hammerskjold/Tio, Sweden).

6); and Brisbane Civic Art Gallery and Museum (June 23 to July 25).

Don't miss it!



New Kaise digital multimeters

Standard Components recently announced an updated range of their Kaise digital autoranging multimeters.

Designed for the professional and the hobbyist, all models feature fast autoranging on volts and ohms, simple pushbutton operation, large easily read 3½-digit display, and better than 0.8% accuracy.

The SK6330 and SK6440 have 10 amp, 200 mA and 20 mA ac/dc current capability,

and the SK6330 also features a piezo-ceramic buzzer to indicate overload, range change and continuity.

The new range is available from Standard Components Pty Ltd and their authorised dealers throughout Australia. For further information contact Grant Fisher on (02)660-6066.


New kind of electrolytic from Soanar

Soanar Electronics Pty Ltd, the Australian Agent for NTK of Japan, have just introduced a new style of low impedance electrolytic capacitor into the Australian market.

These unique capacitors, known as the FTE Series, were designed specifically by NTK for use in switching regulators requiring extremely low impedance at frequencies between 10 and 100 kHz.

With printed circuit boards in mind, the case size has been made small and compact with a low profile. This was achieved by the development of a unique element structure and the use of a square-section plastic case.

Ripple current at high frequencies is said to be greatly improved compared with ordinary electrolytics, due to the low equivalent series resistance. Even when operated at the specified maximum temperature of 105°C the FTE capacitor is



guaranteed for 1000 hours.

The capacitance range extends from 100 uF to 22 000 uF at rated voltages between 6.3 V and 200 Vdc. Soanar is not stocking the full range of FTE capacitors at present, but will accept indent orders for any value of capacitance in minimum quantities of 1000 pieces.

Further information and technical specifications are available from Soanar Electronics Pty Ltd, 30 Lexton Road, Box Hill Vic. 3128.

TRANSFORMERS

Made in Australia to Australian standards for 240V, 50Hz mains with secondaries from 1.5V to 115V.


CONVENTIONAL

Rated from 2.5 to 350VA




MICROPROCESSOR

Specially produced with 8V main secondaries and 12-15V dual auxiliary secondaries. Outputs from 200mA to 10A. Also Computer Line Conditioners.



ENCLOSED TYPES

Includes step down transformers for 115V equipment, soldering irons, mains isolation etc.



LOW PROFILE

20, 40 & 60VA ratings with dual secondaries for various output voltage and current combinations. Also multi-tap 20VA version. Compact design.


POWER POINT ADAPTORS

Available in AC and DC versions with outputs to 6VA AC or 4VA raw DC or 3VA filtered.



P.C.B. MOUNTED

Pins located at standard 0.1" PCB grid. Ratings from 2.5 to 15VA with dual secondaries.



POWER SUPPLIES

Fixed regulated 13.8V DC supplies, variable 0-35V DC with current limiting. Battery Chargers up to 20A.



FERGUSON

Send for data sheets and rating selection guide.

FERGUSON TRANSFORMERS PTY LTD
331 High Street, Chatswood 2067 Tel: (02) 407 0261



HITACHI
Hitachi Denshi, Ltd.

Hitachi Promise You Quality and Reliability



Hitachi Oscilloscope V-1050/100 MHz

1. Large Bright 8x10cm screen.
2. Quad trace operation.
(CH1, Ch2, A trigger and B trigger)
3. High sensitivity 500 μ V/div (5 MHz)
4. High accuracy $\pm 2\%$ (+10 to 35°C)
5. Alternate time base operation.
6. 20 MHz bandwidth limiter.
7. Full TV triggering.

Hitachi Portable Oscilloscopes

V-550B	DC ~ 50MHz	DUAL-TRACE-DELAYED SWEEP
V-352	DC ~ 35MHz	DUAL-TRACE
V-302B	DC ~ 30MHz	DUAL-TRACE
V-202	DC ~ 20MHz	DUAL-TRACE
V-152B	DC ~ 15MHz	DUAL-TRACE
V-151B	DC ~ 15MHz	SINGLE-TRACE

Hitach Mini Portable Oscilloscopes

V-509	DC ~ 50 MHz	DUAL-TRACE. DELAYED. SWEEP	215(W) x 110(H) x 350(D)mm 5kg
V-209	DC ~ 20 MHz	DUAL-TRACE	215(W) x 110(H) x 350(D)mm 4.5kg



STANDARD COMPONENTS PTY. LTD.

10 Hill St., Leichhardt N. S. W. 2040
PH. (02)660.6066 (13 lines)



AWA New Zealand Limited

Wi-neera Drive, Porirua, N.Z. P.O. Box 50-248
Telephone: PRO 75-069

THE FEATURES OF \$1000 UNITS

The DICK SMITH professional Frequency counter

build yourself from \$99⁵⁰!

500MHz, 7 digit resolution plus period measurement feature.

A completely new frequency and period counter using the latest IC technology. The low component count makes it very reliable and easy to build. It will measure frequency to 500MHz (with optional pre-scaler) and period both with a 7 digit resolution. It rivals the performance of commercial units costing many times the price.

- Professional design and finish - uses high quality instrument case.
- Extremely easy to build - virtually no PC board wiring, and all switches are integral to the display board & front panel. An exclusive Dick Smith feature.
- Pre-punched & screened front panel, no drilling or filing required.
- Huge, bright high efficiency 7 segment display.
- 3 Frequency ranges - 0-10MHz, 0-50MHz, 10-500MHz (with optional pre-scaler).
- 4 Gating times - .01, .1, 1, 10 seconds.
- 4 Period measuring ranges: 1, 10, 100 and 1000 input cycles to give a 0.1µs resolution.
- High input sensitivity - 10mV to 30MHz, 100mV at 50MHz @ 1M input impedance, 200mV at 500MHz @ 75ohms input impedance.
- High accuracy - typically better than .005%±/count uncalibrated.

Based on Electronics Australia design DEC. 81 issue.

With EXCLUSIVE DICK SMITH Simplified circuit board wiring step-by-step instructions & quality pre-punched & printed front panel



Basic 50MHz Kit Cat. K-3439 **\$99.50**

Deluxe Instrument Case Cat. H-2505 **\$19.95**

500MHz Pre-scaler Cat. K-3432 **\$29.95**

& it's covered by our 'Sorry Dick it doesn't work' guarantee - so get yours now!

DICK SMITH Electronics

NSW AU8URN 648 0558 : 8ANKSTOWN SQ. 70 3566 : 8LAKEHURST 546 7744 : BROADWAY 211 3777 : BROOKVALE 93 0441 : CHULLORA 642 8922 : GORE HILL 439 5311 : NORTH RYDE 888 3200 : PARRAMATTA 683 1133 : SYDNEY 290 3377 : TIGHES HILL 61 1896 : WOLLONGONG 28 3800 ACT FYSHWICK 80 4944 QLD BURANDA 391 6233 : CHERMSIDE 59 6255 SA ADELAIDE 212 1962 : DARLINGTON 298 8977 : ENFIELD (Opening soon) VIC MELBOURNE 67 9834 : COBURG 383 4455 : GEELONG (Opening soon) : RICHMOND 428 1614 : SPRINGVALE 547 0522 WA CANNINGTON 451 8666 : PERTH 328 6944
Mail Order Centre: PO Box 321, North Ryde 2113. Phone: (02) 888 3200 DSE A144RB



New course in TTL and CMOS circuits


An economical new 'hardware-oriented' course in TTL and CMOS circuits is being offered by Heathkit/Zenith Educational Systems, distributed in Australia and New Zealand by Warburton Franki.

Designed for the electronics student, experimenter, radio amateur or computer enthusiast, these abbreviated circuit descriptions are ideal for the person who wants to learn by doing, according to a Warburton Franki spokesperson.

A hardware-oriented course designed to give 'hands-on' experience, the TTL and CMOS circuits course comprises a series of circuit 'files' arranged in a logical progression. Each file provides the student with a description of the particular circuit and its operation, a circuit schematic, and modifications that can be performed on the basic circuit.

Text reading is condensed and the course places emphasis on actual circuit construction. Examples of the circuits the student will build include seven-segment digital displays, flip-flops, clock generators, data selector distributors and comparators.

Sixty-five electronic components for constructing more than 50 circuits are included with the course. Using the components supplied with the course, the student constructs state-of-the-art circuits on the Heathkit/Zenith ET-3300 Trainer or uses his or her own breadboard and



power supplies. To receive full benefit a student needs standard test equipment — a voltmeter and an oscilloscope. The Heathkit/Zenith dc, ac and Semiconductor courses (EE-3101, EE-3102, EE-3103) or equivalent knowledge are prerequisites.

Housed in a sturdy vinyl binder, the Heathkit/Zenith EH-702 TTL and CMOS circuits course should be a useful addition to any reference library.

For more details on the EH-702 TTL and CMOS Circuits Course, see the latest 104-page Heathkit Catalogue. For a free copy write to your local Warburton Franki office.

Master and slave drivers for LCDs

Soanar recently released the new Motorola MC145000 (Master) LCD Driver and the MC145001 (Slave) LCD Driver. These CMOS devices are designed to drive liquid crystal displays in a multiplexed-by-four configuration.

The Master unit generates both frontplane and backplane waveforms and is capable of independent operation. The Slave unit generates only frontplane waveforms and is synchronised with the backplanes from the Master unit.

The 24-pin DIP configuration master drives 48 LCD segments, and the 18-pin DIP configuration slave provides frontplane drives for 44 LCD

segments. Several slave units may be cascaded from the master unit to increase the number of LCD segments driven in the system. The devices use data from a microprocessor or other serial data and clock source to drive an LCD segment per bit.

For further information contact Soanar Electronics Pty Ltd, 30 Lexton Road, Box Hill Vic. 3128. (03)840-1222.

ZX81 CONTEST — RESULTS

The winner of this most popular contest, featured in the October '81 issue of ETI, is:

JOHN MORRIS of CROYDON, VICTORIA.

Congratulations, John! Thanks to all those (. . . thousands!) who sent in an entry, or several. The judging proved interesting. It seems that quite a few entrants did not read the rules correctly. Quite a number of you forgot to include the bottom corner of the contest page, containing the month and page number, cut from a copy of the issue. Many who sent multiple entries forgot to include this with each entry or forgot to include it altogether! It pays to read the rules.

On looking through the answers to the five questions, the first one threw a lot of people. Here are the answers we were looking for, to each question: Which mathematical functions does the ZX81 provide on the keyboard? SIN, COS, TAN, INT, ARCSIN, ARCOS, ARCTAN, SGN, ABS, SQR, LN, EXP were the least we looked for, though RAND, AND could have been included. Note that +, -, = etc are mathematical operators, not functions. π (pi) is a constant. Answers like 'a full range' were not what we wanted. Mr Morris had the first correct entry picked out.

Can the ZX81 do animated graphics? Simple, YES.

How many columns wide is the print (on the ZX Printer)? Basically, 32.

What happens when you press the COPY key? The ZX Printer prints exactly what's on the screen.

What microprocessor is used in the ZX81? This could be answered 'Z80A', '780-1' or 'fast version of Z80'.

ERRATA

Project 824, Dec. '81: The power transistor, Q1, used in the Slot Car Power Supply is an MJ2955, not a 2N2955. On the overlay, page 29, R3 is shown as 830R, but is really an 820R, as in the circuit and parts list.

Project 159, Dec. '81: On page 37, the text mentions Project ETI-316, where we mean the ETI-326, published in the September '80 issue.

PROFESSIONAL SCOPE PROBES

(As used by AWA, BHP, CSIRO, Universities, Techs etc.)

AT LESS THAN HOBBYIST PRICES!!

\$25.00

plus sales tax
Sent P&P FREE.



Generous quantity discounts.

COLINE SP100 passive probe incorporates a 3-position slide switch in the head and has a cable length of 1.5 metres.

SPECIFICATION: Position x1 Bandwidth: DC to 10MHz • Input R: 1M (scope input) • Input C: 40pF + scope cap. • Working Voltage: 600Vdc (inc peak ac).

Position Ref Scope input grounded. Probe tip grounded through 9M. Position x10 Bandwidth: DC to 100MHz • Rise time: 3.5nS • Input R: 10M when used with scopes having 1M input (probe 9M + 1%) • Input C: 11.5pF when used with scopes having 30pF input capacitance • Compensation Range: 10-60pF • Working Voltage 600V dc (inc peak ac)

See Coline SP100 probes at leading electronics stores or call

ELMEASCO
Instruments Pty. Ltd.

Sydney	736 2888
Melbourne	233 4044
Adelaide	271 1839
Brisbane	229 3161
Perth	398 3362

NEW. EXCLUSIVE!

SPECIAL UNDERWOOD PORTABLE 20 TYPEWRITER OFFER

Recommended Retail Price \$130.
Special OZMAIL Price **\$89.95**



THE UNDERWOOD 20 PORTABLE TYPEWRITER

has features that you won't find in any competitive model at anywhere near this price.

FEATURES: Designed by Olivetti • 44 keys 88 symbols • automatic indent • three position ribbon . . . black, red or stencil • 3 position line space selector • handy plastic carrying case • fast spacer • tabulator has eight fixed stops • bright red finish • designed to be maintenance free • full 12 months guarantee • service available at any Olivetti outlet right across Australia • total weight with cover only 4.3kg. Ideal for students, for the home, for small businesses. For writers. For poets. For letter writers.

ORDER FORM

Please send me Underwood Portable Typewriter at \$89.95 plus \$4.50 pack and deliver.
I enclose Cheque Money Order Postal Notes Bankcard American Express Diners Club.
If using credit card please fill in card, expiry date numbers in space provided and sign.

POST TO: OZMAIL DEPARTMENT 8
PO. BOX C157 CLARENCE ST.
SYDNEY 2000
(11th floor 168 Walker St. North Sydney)



SIGNATURE _____

NAME _____

ADDRESS _____

POSTCODE _____

Tandy ELECTRONICS

INVITES YOU TO

Computerama-82

WIN A TRS-80 COLOR COMPUTER!



The exciting, newest member of the TRS-80 microcomputer range, COLOR COMPUTER makes computing fun for the entire family. And you can win one simply by completing the coupon below and presenting it at Computerama '82.

FREE ADMISSION!

THE BIGGEST EVER COMPUTER SHOW FOR BUSINESS • EDUCATORS • PARENTS AND THE ENTIRE FAMILY!

- Enjoy a "hands on" demonstration of the new TRS-80 Color Computer — vivid colour graphics and sound for family entertainment, education and budgeting uses!
- See the full range of TRS-80 business systems for every management application, including: —
 1. Project Planning and Forecasting
 2. Word Processing
 3. Electronic Filing
 4. General Accounting
 5. Management Work Stations
 6. Data Processing
- Visit the revolutionary computer classroom!
- Inspect the world's largest selection of ready-to-run software programs for business, education and personal applications!
- Enjoy a sneak preview of the new TRS-80 Hard Disk for business applications!
- Receive free enrollment in Tandy's INTRODUCTION TO COMPUTERS -- a great 3-day course valued at \$39.95!

TANDY TRS-80 COLOR COMPUTER COUPON

Complete and present this coupon at Tandy's Computerama '82 to receive free enrollment in an Introduction to Computers course valued at \$39.95, and a chance to win a FREE TRS-80 COLOR COMPUTER valued at \$599!

Please Print
Name _____
Address _____
Suburb _____ State _____ Postcode _____

Coupon not valid where it contravenes state law

All this and much more in the greatest Australian multi-media computer exhibition ever. Come and see the complete, exciting range of TRS-80 microcomputer systems from \$249 to \$37,000 -- all at immediate availability! Bankcard facilities and leasing also available.

LOOK FOR COMPUTERAMA '82 SOON NEAR YOU!
February 7-8, Lennox Plaza Hotel BRISBANE
February 28-March 2, Centrepont SYDNEY
March 7-9, Southern Cross Hotel MELBOURNE
March 23, Parmelia Hilton PERTH
March 27, The Festival Centre ADELAIDE

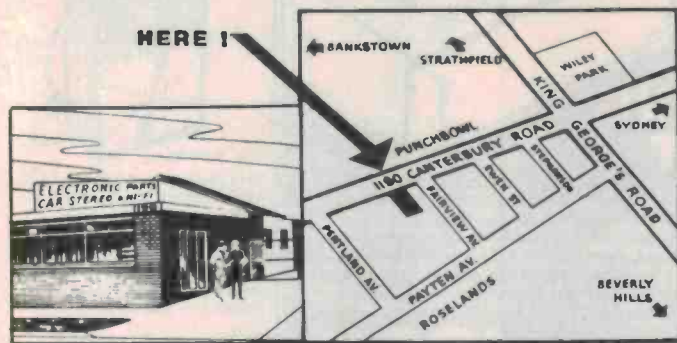
New hobbyist shop

A new shop, trading as GIS Electronics, opened in Punchbowl NSW on December 1 last year, catering to electronics hobbyists generally and in particular to those in the Canterbury/Bankstown area.

The shop is a joint venture between Pre-Pak Electronics and a private investor hobbyist, Mr. Stan Woolley, who manages the store. As a demonstration of long-term commitment to the hobbyist market in this area, the premises have been purchased and extensive renovations are taking place, which should be complete by the New Year.

A full range of electronic parts will be stocked in the air-conditioned shop, together with displays of hi-fi equipment and car radios and stereos, and Pre-Pak's monthly 'Special Buys'. Parking for ten cars is provided on the premises, and trading hours are Monday to Saturday, 9 am to 5.30 pm.

GIS Electronics may be found at 1190 Canterbury Rd, Punchbowl NSW, close to the Roselands shopping complex. Further information may be obtained from Pre-Pak Electronics Pty Ltd, 1A West St, Lewisham NSW 2049. (02)569-9797.



Rock-a-bye baby . . .

Arlec have just released a fully automatic, two-channel FM wireless intercom system (Arlec Part No. AIC1500), which is extremely simple to install and should find many uses both at home and in the workplace.

The AIC1500 uses frequency modulated circuitry for crisp, clear sound with minimal background noise or interference, and incorporates automatic sound-activated transmit/receive switching for completely 'hands-free' operation during conversations.

No wiring between units is necessary; connection is achieved through the normal electric wiring of the building by simply plugging the units into the ac power sockets at the chosen locations. The units can therefore be operated immediately they are plugged in and can be easily changed to other locations when desired. The

system may consist of as many units as required.

Communication over considerable distances is said to be possible, restricted only by distribution transformers or when the transmitter and receiver are connected to different



Log. and lin. function generator

A versatile function generator with both linear and logarithmic sweep facilities has been introduced by Philips Test and Measuring Instruments. The PM 5133 provides sine, square and triangular waves from 10 MHz to 2 MHz as well as negative and positive-going pulses and dc. The logarithmic sweep ranges cover more than four decades.

Output frequency and open-circuit voltage is push-button selectable with indication on a three-and-a-half digit LED display. Maximum output is 20 V peak to peak, 10 V peak for pulses, with ± 5 Vdc offset. Both stepped and variable attenuation is provided. Frequency and voltage and various sweep modes as well as range and setting errors are indicated by individual LEDs.

Facilities include single cycle and burst with variable

start from -90° to $+90^\circ$. Duty cycle is variable from 10 to 90%. The linear or logarithmic sweep functions can be triggered internally or externally — both manually and electronically remote. Hold and reset facilities are standard.

For more information contact Bruce Drury on (02)922-0181. For commercial inquiries contact Philips Scientific and Industrial Equipment, 25 Paul St, North Ryde NSW. (02)888-8222.

phases of the main supply line.

At home the AIC1500 could be used as a security intercom at the front door, for room-to-room, house-to-garden, house-to-granny-flat, etc, communication. It may also be used in a bedroom or nursery as a continuous monitor, a special transmit lockswitch enabling it to be locked on transmit and preventing it from receiving transmissions from other stations in the system to avoid disturbing the occupant of the room. In this mode it is also more sensitive and will transmit sounds of lower intensity than when it is set on automatic.

Applications in industry and commerce are practically limitless, embracing

offices, warehouses, factories, shops, surgeries, hospitals, studios, garages, farms, etc.

For further information contact Arlec Pty Ltd, 30 Lexton Rd, Box Hill Vic. 3128. (03)890-0661.

FOR EVERY
PRINTED
CIRCUIT
(EVER PUBLISHED)
IN
ETI
PRINTED CIRCUITS
AUSTRALIA
651 Forest Rd., Bexley 2207
Phone (02) 587 5385

YOU WIN

when

ELECTRONIC DICK leads the price war!



PRINTER/CALCULATOR

NON VOLATILE MEMORY

Fantastic full function calculator in a compact size! Full 10 digit Liquid Crystal Display, print/no print function, percentage, square root, tab key and many more features! Great for the office or study! Cat. Q-3020



NORMALLY \$67

NOW ONLY **\$58**

SAVE ON MOLEX PINS

Moles pins are available in sections of pins on a metal strip which assists in placing the pins while soldering and then simply broken off. Cat. P-4504

NOW ONLY **99¢**

NORMALLY \$2.00 PACK OF 100

SAVE ON PCB PINS

These pins push through 2.54mm pitch matrix board or Veroboard to form solder terminals on both sides of the board. Cat. H-5590

NOW **90¢**

NORMALLY \$1.60 PACK OF 50

SAVE A WHOPPING \$20!

RACK MOUNTING CABINET



Cat. H-2480

This professional rack mounting cabinet will allow you to get your equipment off the bench. Rack mounting provides security for your equipment and strongly constructed, removable panels make for easy maintenance access. Heavy gauge chassis mounting plate is pre-drilled and has four mounting positions to choose from. Size: cabinet 42.5(l) x 25(w) x 140(d) cm; Mounting: 46.5cm horizontal centres and 10cm vertical centres. Supplied as a flat pack, this cabinet only takes a few minutes to assemble. Great value!

NORMALLY \$49.50 NOW ONLY **\$29.50**



Cat. Y-1175

PRESS BUTTON TELEPHONE DIAL with memory

Converts rotary dial phones to push button type. Ideal for private phone systems. Memory re-dial allows a previously engaged number to be recalled at the press of a button. Up to 16 digits can be retained in the memory.

NORMALLY \$39.50

NOW ONLY **\$27**

AIR BAND (VHF) AM RADIO

This budget aircraft band radio tunes the entire band and AM broadcast band as well! Ranges: 530-1600kHz, 108-174MHz. Output Power: 450mW max. Speaker: 6.4cm. Power Source: 6V DC (4 penlight cells) (supplied). Size: 22 x 11 x 5cm. Cat. D-2836




NORMALLY \$29.50

NOW ONLY **\$19.95**

SAVE \$10!

ON THIS 2 SPEED MICROCASSETTE RECORDER



Cat. A-4040

This compact recorder has built-in electret microphones, electronically controlled motor plus thumb operated, slide action record, playback and rewind controls. Comes complete with battery, strap microcassette, earphone and instructions.

NORMALLY \$49.50

NOW ONLY **\$39.50**

SAVE 30%

S-100 EDGE CONNECTOR

Standard 100 pin socket for S-100. High contact life means maximum efficiency.

NORMALLY \$9.75 NOW ONLY **\$6.50**



Cat. P-2670

WATCH THIS SPACE!

Did you miss out on our BELOW COST SPECIAL

LAST MONTH
Electrolube Pre-clean
(Cat. N-1040)

normally \$5.75 was \$2.34

This Month?
Call into our stores
and find out!

SAVE 70%

These ZN414 complete radio chips are ideal for the hobbyist and beginner alike. High quality, low price!

Cat. Z-6520

NORMALLY \$3.95

NOW ONLY **\$1.20**



LCD DIGITAL MULTITESTER




A portable 3 1/2 digit, compact tester which is ideal for both home and field applications. Ranges: 0-2V to 0-1000V DC, 0-200 to 0-500V AC. High contrast, easy-to-read, liquid display. Full auto-polarity operation. Over-range indication on each range. This digital multitester is new to Dick Smith, and we're proud to put our name on it! Cat. Q-1445

NORMALLY \$49.50

NOW ONLY

\$45



STOCK UP NOW ON DICK'S ZIPPY BOXES WITH ALL ROUND RIBBING

These zippy boxes represent excellent value for money. They are made from tough high impact styrene with moulded corner supports to take the self tapper screws (supplied). The all round ribbing means PCB's can be mounted either way. A natural aluminium lid is also supplied. Thousands of these boxes have been sold. Great quality, great price!

Cat. H-2751	150(d) x 90(h) x 50(w)mm	1-9	\$2.75 ea.
10 or more			\$2.25 ea.
Cat. H-2752	196(d) x 113(h) x 60(w)mm	1-9	\$3.95 ea.
10 or more			\$3.25 ea.
Cat. H-2753	130(d) x 68(h) x 41(w)mm	1-9	\$2.20 ea.
10 or more			\$1.80 ea.
Cat. H-2755	83(d) x 54(h) x 28(w)mm	1-9	\$1.75 ea.
10 or more			\$1.45 ea.

TRANSFORMER SPECIAL!



Primary: 240V AC; Secondary Voltage: 12.6V CT; Secondary Current: 150mA; Termination: Flying Leads

NORMALLY \$3.90

Cat. M-2851

NOW ONLY

\$2.20

ELECTRET MIC. INSERT



Need a new insert to fix that broken microphone? These electret inserts are ideal. 600 ohms impedance. They're reliable and at this price, you can afford to buy more than one! Cat. C-1160

NORMALLY \$2.45

NOW ONLY **\$1.35**

SAVE ON SOLDER!

Top quality corrosion free multi-core solder at unbeatable prices!

1.25mm (18g) 200 grams
Cat. N-1619

NORMALLY \$4.95

NOW ONLY

\$3.95 each

0.71mm (22g) 200 grams
Cat. N-1623

NORMALLY \$4.95

NOW ONLY

\$3.95 each

PCB DIL SWITCH

8 SPST rocker switches mounted in a DIL package. Designed for PCB mounting and may be placed in blocks or rows without wasting space. Use for pre-programming, changing circuit constants and is ideal for many other projects.



NOW ONLY **\$1.95**

Cat. S-1608 NORMALLY \$2.95

SAVE 30% ON PUSH BUTTONS!

Ideal for mounting on PCB's. These are momentary PUSH ON switches that have a positive click action. Ideal for alarm circuits, intercoms, custom keyboards, etc. Cat. S-1200



NORMALLY \$2.95
NOW ONLY **\$2.00**

PACK OF 4

SPECIAL PRICES APPLY UNTIL 28th FEBRUARY 1982

SAVE 40% ON DALO PENS

Essential for precision marking of boards prior to etching. Unique press-to-mark feature ensures adequate dye when marking the board.

Cat. T-5170

NORMALLY \$2.25

NOW ONLY **\$1.40**

LOOK AT THIS VALUE POWER SUPPLY

This power supply is designed for use with CB radios at base station but has many other uses as well. Output voltage is 13.8 at 2 amps continuous, 4 amps peak pulse. Front mounted on/off switch and rear mounted output terminals for non-messy wiring. This power supply is excellent quality for the enthusiast who requires a good bench DC supply. Cat. M-9545



ONLY **\$35**

POST AND PACKING CHARGES	Order Value	Charges
	\$5.00-\$9.99	\$1.20
	\$10.00-\$24.99	\$2.20
	\$25.00-\$49.99	\$3.30
	\$50.00-\$99.99	\$4.40
	\$100.00 or more	\$6.00

These charges for goods sent by post in Australia only — not airmail, overseas or road freight.

Dear Customers,

Quite often, the products we advertise are so popular, they run out within a few days. Or, unforeseen circumstances might hold up goods so that advertised lines are not in the store by the time the advert. appears. Please don't blame the store manager or staff; they cannot solve a dock strike on the other side of the world, or even locate a shipment that has gone astray. What we are trying to say is that, if you are about to drive across town to pick up a particular line at a Dick Smith store, why not give the store a ring first (addresses/phone numbers below) . . . just in case! Thanks.

Dick Smith and Staff.

PROFESSIONAL QUALITY SOLDERING IRON

This general purpose iron uses 240V AC mains and gives 25 watts of heat, which is more than enough for most jobs around the home or workshop. Cat. T-1300

\$9.75



LOOK AT DICK'S PRICE ON THIS SOLDERING IRON STAND

BOTH FOR \$12.50!

This stand, especially suited to the T-1300 soldering iron, features a stable cast base with screw holes for attaching to your workbench and a strong coiled spring to hold the iron and protect you!

Cat. T-1302

\$5.95



DICK SMITH Electronics

NSW	145 Parramatta Rd	AUBURN	648 0558
	T55 Terrace Level	BANKSTOWN SQ.	70 3566
	613 Princes Hwy	BLAKEHURST	546 7744
	818 George St	BROADWAY	211 3777
	531 Pittwater Rd	BROOKVALE	93 0441
	147 Hume Hwy	CHULLORA	642 8922
	162 Pacific Hwy	GORE HILL	439 5311
	396 Lane Cove Rd	NORTH RYDE	888 3200
	30 Grose St	PARRAMATTA	683 1133
	125 York St	SYDNEY	290 3377
	173 Maitland Rd	TIGHES HILL	61 1896
	263 Kelra St	WOLLONGONG	28 3800

Mail Order Centre:

PO Box 321, North Ryde 2113. Phone: (02) 888 3200

ACT	96 Gladstone St	FYSHWICK	80 4944
QLD	166 Logan Rd	BURANDA	391 6233
	842 Gympie Rd	CHERMESIDE	59 6255
SA	60 Wright St	ADELAIDE	212 1962
	Cnr Main St Rd & Flagstaff Rd	DARLINGTON	298 8977
	435 Main North Rd	ENFIELD	(Opening Soon)
VIC	399 Lonsdale St	MELBOURNE	67 9834
	260 Sydney Rd	COBURG	383 4455
		GEELONG	Opening Soon
		RICHMOND	428 1614
WA	656 Bridge Rd	SPRINGVALE	547 0522
	Cnr Dandenong & Springvale Rds	CANNINGTON	451 8666
	Cnr Wharf St & Albany Hwy	PERTH	328 6944
	414 William St		

DSE/A124/LM



Saturn up close

Voyager 1 passed within 126 000 km of Saturn in late 1980, giving us the closest view of the giant ringed planet we had ever seen. This flyby laid the groundwork for Voyager 2's 1981 encounter with the planet from only 101 000 km, considerably extending the information gathered on the planet to date.

Brian Dance

IN LATE August/early September 1981 the Voyager 2 spacecraft swept by Saturn at a distance of 101 000 km above the tops of the clouds. The huge gravitational field of this planet swung the craft on towards its next planetary encounter with Uranus in January 1986. Late in 1980, Voyager 1 came within 126 000 km of Saturn's cloud tops, and the knowledge gained from this Voyager 1 encounter enabled us to plan the Voyager 2 mission for maximum data return.

Voyager 2 not only approached closer to Saturn, but it carried two somewhat better television cameras, one for narrow-angle or close-up work and the

other for wide-angle work. Thus Voyager 2 was able to provide us with many high-resolution images not only of the surface of the planet itself, but also of its rings and its moons. One of the major discoveries of Voyager 1 was that the Saturnian ring system consists not merely of the few rings one can see from Earth, but that there were hundreds of them. The higher resolution provided by Voyager 2 cameras has shown that there are literally *thousands* of rings!

Jammed platform

On August 25 1981, shortly after Voyager 2's closest approach to Saturn

and whilst it was in the shadow of the planet and out of communication with the Earth, a moving platform in Voyager which carries the spacecraft's cameras became jammed. After the spacecraft emerged from behind the planet and resumed communications, commands were immediately sent to point the instruments on the platform away from the Sun to avoid possible damage from the Sun's radiation.

The platform carries two television cameras and two spectrometers (infrared and ultraviolet), apart from a photopolarimeter, which are mounted at the tip of a 2.25 m boom extending from the main body of the spacecraft. The platform can move in two directions, azimuth (or side-to-side) and elevation (up and down). The jamming affected only the azimuth movement.

Engineers first sent a command signal so that the complete craft rotated to point its delicate instruments away from the Sun. The problem of investigating the cause of the trouble was greatly magnified by the enormous distance through which the radio signal commands had to travel. A command signal took nearly 1½ hours to reach the craft and the effect of the command could not be received back on Earth for about another 1½ hours.

The jamming of the scan platform occurred about 45 minutes after Voyager 2 had passed through the ring plane of the planet, and this led to speculation that the problem was caused by the craft being bombarded with dust particles travelling at an enormous velocity relative to the craft.

However, on August 28, the platform was successfully moved in azimuth by command signals from the ground stations, which resulted in the instruments being pointed at Saturn once again. The response of the platform to

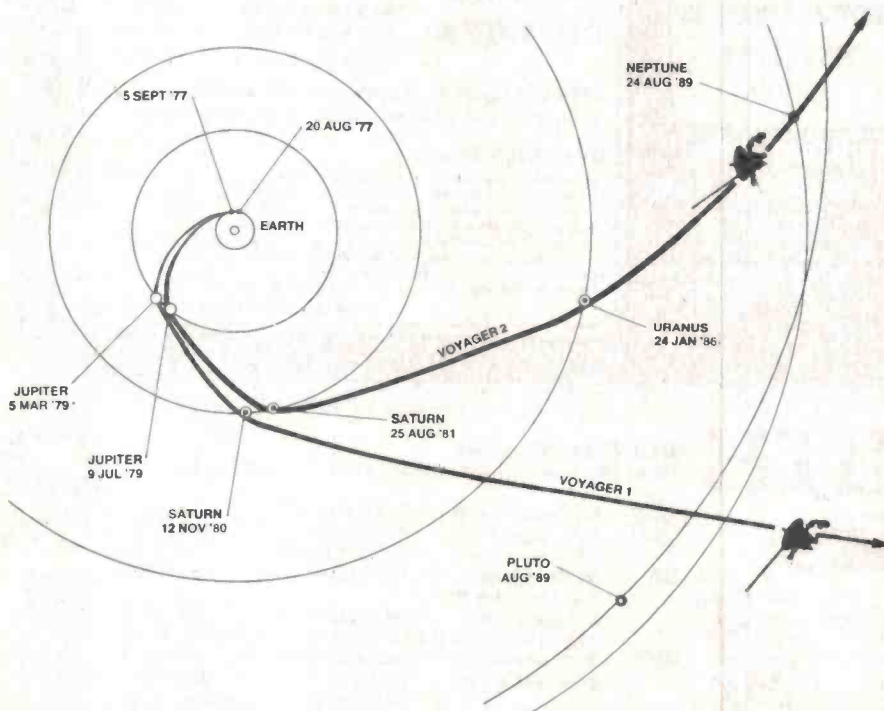


Figure 1. The trajectories of Voyagers 1 and 2 and their encounters (courtesy of JPL).



A Voyager 2 picture of Saturn's northern mid-latitudes showing a strangely curled cloud attached by a thin ribbon to the bright cloud region to the north (top of picture). The cloud has been monitored for seven rotations around the planet and it seems to be forming a closed loop. Other discrete clouds may be discerned to the east. Also evident is a ribbon-like structure in the white cloud region. Voyager 2 took this image on 16 August 1981 at a distance of 9.3 million km, when the smallest feature was about 90 km across.

azimuth commands has sometimes been hesitant and slow, but has steadily improved with use, and scientists are confident that satisfactory operation will be achieved at Uranus. In any case, the platform has been left in a useful position for the Uranus encounter in 1986, so good images should be returned even if the platform should again become jammed.

It is interesting to note that the identical platform aboard Voyager 1 jammed early in this craft's flight, but eventually worked itself free. The reason for the fault in Voyager 2 is not completely clear, but there is a firm opinion that the fault is probably not connected with the possible collision with the ring material. Indeed, the images returned before the craft reached the ring plane gave some indication that everything was not working quite as it should, and the spacecraft designers are wondering whether a small piece of plastic left in the gearbox assembly of the platform could have caused the fault on both craft.

Communications

Voyager 2 receives signals from Earth at a frequency of about 2113 MHz, the receiver being used either with a high-gain 3.7 m diameter parabolic reflector antenna or with a low-gain antenna. Voyager 2's primary receiver failed on April 5 1978, and since then the craft has been operating with its back-up receiver. Both are phased-locked loop receivers able to lock onto and track a received signal over a 500 kHz bandwidth centred on the receiver's 'best-lock frequency' or BLF. A tracking loop bandwidth of at least 150 kHz is required to accommodate Doppler shift effects induced by the rotation of the Earth and by the acceleration of the spacecraft in the region of the planet. In addition to the failure of the primary receiver, the back-up receiver was found to have a shorted capacitor in its phase-locked loop filter, which reduced the tracking loop bandwidth from 500 kHz to 200 Hz. Special equipment was therefore used to keep the frequency received by the spacecraft constant to within about 50 Hz by altering the

frequency transmitted from the ground station to the craft to compensate for the rotation of the Earth and for the acceleration of the craft.

Although the receiver operates only in the S-band, the spacecraft contains both S-band and X-band transmitters. The S-band transmitter is a solid state amplifier, but the other three transmitters use travelling wave tubes. The X-band transmitter uses only the high-gain antenna, but the S-band transmitter can use either antenna.

X-band signals from the craft can be received by both the 64 m diameter and 34 m diameter aeriols of Deep Space Network stations, but the 26 m Earth stations work only with the S-band signals. The signals reaching the antennae are about 100 attowatts (10^{-16} W), so very low noise, low temperature amplifiers are required to detect it. An improvement of about 1 dB in the signal-to-noise ratio is obtained by suitably processing the signals received by a 64 m and 34 m diameter antenna at two of the three locations (Goldstone, Spain and Australia). This results in a signal being obtained which is equivalent to that which would be provided by a single 72 m diameter reflector at each location.

Loss of the signal from a 34 m station reduces the data rate or increases the error rate, but does not cause the loss of all the data. Loss of the 64 m signal causes loss of the X-band capability and reduces data to the engineering measurements only. The X-band signal is badly affected by bad weather (water vapour or rain) at the receiving station and data loss can be extensive on days when heavy rain or snow falls on the antennae. Critical data was therefore recorded on the spacecraft and re-transmitted twice over separate Earth station networks to provide protection against bad weather.

Clouds

Now that we have considered some of the engineering problems associated with the Voyager mission, let us look at some of the science results returned by Voyager 2.

Saturn has a very turbulent atmosphere in which the clouds are carried along by the winds at high speeds. The winds move fastest in the region of the equator, blowing eastwards at speeds up to some 1770 km per hour (about ten times as fast as a hurricane on the earth). Jupiter has global winds which move at about one-quarter of this speed.

Brown and white spots on the surface of the clouds are enormous regions of storms. One of these was seen by Voyager 1 some nine months earlier and was still raging as Voyager 2 ►

passed by the planet; it is some 2500 km across. Cyclones and anti-cyclones occur on Saturn and rather resemble the corresponding wind formations in the atmosphere of the Earth. Unlike Voyager 1, Voyager 2 has found easterly winds at several latitudes.

Voyager 2's infrared spectrometer has made measurements on the upper parts of the Saturnian atmosphere which indicate that the temperatures some 40 km below the top of the planet's visible clouds vary from -193°C to -181°C , but the temperature patterns do not seem to correlate with the wind patterns as shown by the television images.

Saturn consists of almost entirely hydrogen and helium and has a density of only about 0.7 g/cm^{-3} . Its equator bulges considerably owing to its rapid rate of rotation — some 10 hours 39 minutes — for such a huge body.

The rings

Saturn's rings — some 270 000 km across — are one of the best-known things one can see in a telescope,

although they are very thin (about 2 km). They consist of large numbers of ice and rock lumps all independently orbiting the planet like tiny moons. The largest of the ring particles weighs many tonnes, but most are far smaller.

The smallest microscopic fragments in the rings are elevated out of the ring plane by the gravity fields of the planet to form the 'spokes' which were seen by Voyager 1 across the bright ring.

Voyager's photopolarimeter was pointed through the rings at the star Delta Scorpii, which is some 989 light years distant. Measurements of the light from this star as it passed through the ring material provided high-resolution data on the number of ringlets, their densities and widths and the widths of the gaps between them. This technique enabled structures of a size down to some hundreds of metres to be observed, whereas the optimum resolution of the Voyager imaging system is seldom better than 10 km. This high resolution could be obtained owing to the small apparent size of the star and the high resolution of the instrument on Voyager 2.

Radio science experiments investigated the effect of the rings on the radio waves emitted from Voyager 2 at both S-band and X-band frequencies; some measurements of the effect of Saturn's atmosphere on radio signals passing through some of the upper layers also provided valuable information (the radio signals will not pass through the bulk of the atmosphere). The interaction of the radio signals with the rings enabled some estimation to be made of the sizes of the particles of the rings. The sizes of these particles varied from one ring to another, but generally the large particles in the rings were fairly evenly spread through the ring, while smaller particles (of diameter less than about 10 cm) tended to collect at the edges of the rings.

There has been much speculation about the mechanical stability of the rings of Saturn and several theories have been tested against Voyager 2 observations. A mechanism is needed to hold the ring particles in orbit or they would have escaped into space long ago. One theory suggests the ring particles resonate in some way with one of the

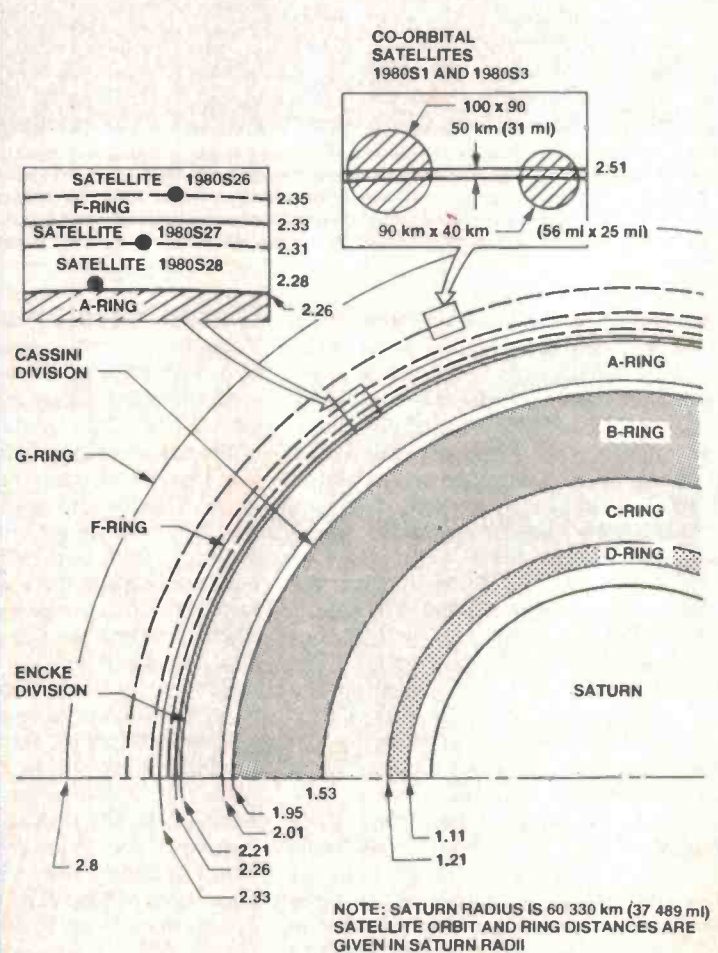
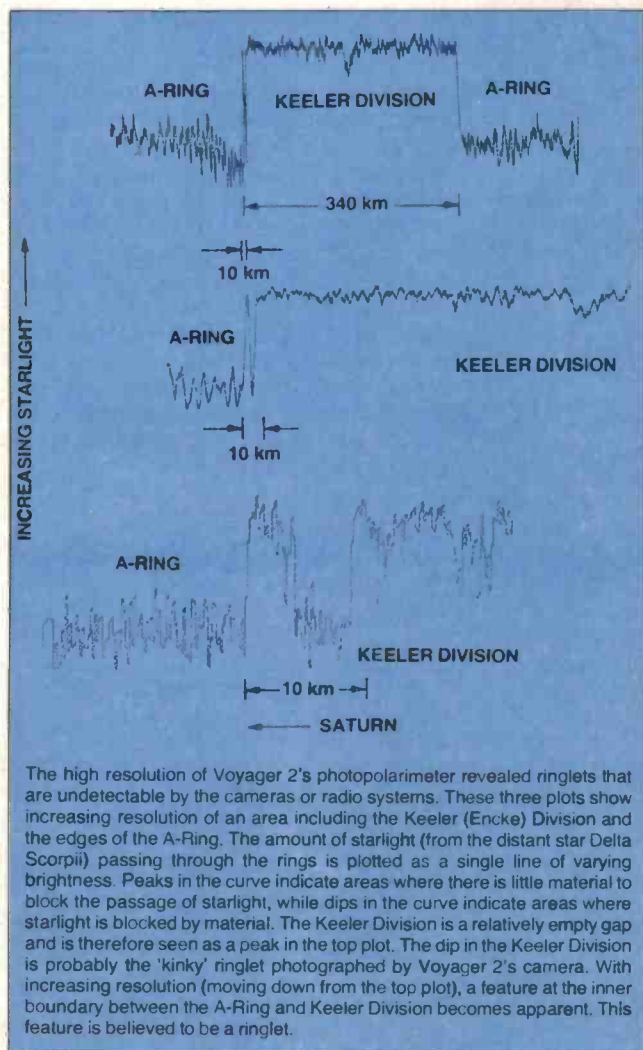


Figure 2. Saturn's rings were given letters in the order of their discovery, but the rings seem to be affected by small satellites in ways not yet fully understood (courtesy JPL).

larger satellites, and some of the larger gaps in the rings do occur at orbital resonances with Mimas (for example, some particles make two orbits for every one orbit of Mimas). Another theory suggests that minor moons herd each ringlet, but Voyager 2's cameras could find no evidence for such minor moons other than those already known to shepherd the F ring. Voyager 2 found some evidence to support a third theory of density waves in the ring particles. Yet another theory involves collisions between the particles of the rings; hard objects would rebound from the impacts, but softer ice may shatter.

Voyager 2 gave considerable attention to the mysterious spokes in the B ring and used time-lapse photography, within minutes, mainly near the point where the ring particles emerge from the shadow of Saturn. Most of the spokes disappear before completing a single orbit of the planet, but new spokes can form on top of the remains of earlier ones. The spokes are formed on both faces of the rings (illuminated and unilluminated) and extend outwards from the planet like the spokes of a wagon wheel.

It has been suggested that the spokes are electrostatically levitated particles of fine dust which have been raised above the plane of the remainder of the B ring by the magnetic field of the region. Three images were taken during the ring plane crossing at a time when the rings could be viewed nearly edge-on in an attempt to see this fine dust. However, no evidence of particle levitation could be seen in any of these images — not even in a particularly impressive image taken only 0.5 degree above the ring plane.

During the crossing of the ring plane, the plasma wave radio receiver showed an enormous increase in the intensity of its signal, and the plasma wave investigators believe this was due to the ionisation of minute dust particles striking the spacecraft, although these dust particles are understood to have been too small to damage Voyager 2 in any way.

It is interesting to note that a gap in the outer edge of the A ring, known as the Encke Division (after Johann Franz Encke of the Berlin Observatory, who reported seeing a shading in the A ring in 1837), is likely to be renamed the Keeler Division, since the Working Group on Planetary System Nomenclature of the International Astronomical Union believe James E. Keeler of the Lick Observatory saw this division about 1888 with a 90 cm refractor telescope, whereas it is felt that Encke, using a 22 cm telescope, was probably seeing another feature and not this small gap.



Saturn's F ring and its inner shepherding satellite (1980S27) are pictured in this close-up Voyager 2 image acquired 25 August 1981 from a range of 365 000 km. Features as small as 6 km across are visible. The satellite is elongated and irregular, with its longest axis pointing towards the centre of Saturn (upper right here). As seen here, the F-ring is thin and does not show the multiple braided structure Voyager 1 saw, nor is there any indication of a band or kink in the ring at its closest point to the shepherd; such a feature would be consistent with some of the theories advanced on the formation of the braids.

Lightning

A particularly interesting discovery occurred when Voyager found lightning discharges occurring in the B ring; these discharges were roughly 10 000 times as powerful as the typical lightning flashes which occur on Earth, each having a power approaching 1000 megawatts. It has been suggested that the lightning occurs when a small moon of Saturn interacts with the ring particles and generates a very strong electric field, but no such moon has yet been observed. Neither is it known whether the lightning strokes are in any way associated with the spokes which Voyager 1 found in the same B ring.

Voyager 2 sought the 'braiding' in the very narrow F ring found by Voyager 1 but did not find it. However, it did observe another ring section which appears to be kinked, this being in the Encke division by the A ring; it may be elliptical. However, we know very little as to the mechanism by which these narrow rings can take up such peculiar shapes. It has been suggested that minor moons may affect the uniformity of the rings, but the moons seem to have very little effect on the ring uniformity.

Variations in the colour of the various rings have led to suggestions that these

rings may have been formed when bodies of different colours have been broken up. However, this is rather wild speculation and at the present time we must admit that we really know very little indeed about the way the famous rings of this planet were formed.

Bow-shock

The Sun emits a constant stream of subatomic particles which are deflected by the magnetosphere of Saturn. A 'bow-shock' wave is formed at the edge of Saturn's magnetosphere — the edge of the region where the magnetic field affects the particles from the Sun. Voyager 2 crossed the bow-shock wave about five times as 'gusts' in the solar wind pushed the magnetosphere in and out of the region in which Voyager 2 was travelling.

The spacecraft had already detected a region in the solar wind where there were few particles. The scientists believe that this region is due to Jupiter moving through the solar wind. Nearer to Saturn, Voyager 2 found that the magnetosphere extended to only some 18.6 Saturnian radii, so it did not even extend out to the orbit of Titan at this point. This may be contrasted with the finding of Voyager 1 that Titan lies in the magnetosphere of Saturn. It is ▶

important to know whether Titan can interact with the high-energy particles trapped within Saturn's magnetosphere.

It is interesting to note that Saturn's magnetic field is tilted only about 1° from the axis of spin of the planet. This is much smaller than in the case of any of the other planets whose magnetic field has been measured. Magnetic fields may be generated by the flow of electric currents within certain parts of a planet, so an investigation into the field may provide information on the current flowing and hence on the type of material inside the planet.

The moons

One of the objectives of the Voyager 1 encounter was a close view of Titan, by far the largest Saturnian satellite and the second largest moon in the whole solar system. Fortunately Voyager 1 obtained good images of Titan or Voyager 2 would have been re-programmed to accomplish this and would have been unable to continue for encounters with Uranus and Neptune. Voyager 2's encounter with the Saturnian system was therefore mainly determined by the requirement to place it on its desired trajectory to the outermost planets.

Voyager 2 came closer to Enceladus, Tethys, Hyperion, Iapetus and Phoebe than Voyager 1, so images with better resolution could be obtained. Fortunately it returned some excellent images of some of these moons before the platform jammed, but this fault

resulted in about two-thirds of the close-up images of Enceladus being lost.

The first flyby of a major moon occurred as Voyager 2 passed Iapetus, which is heavily cratered and has a surface which probably dates back to the early days of the solar system. Strangely enough, this moon has dark and bright sides, and the composition of the dark side (reflectivity about 5%) has created much speculation; it seems too dark to be a silicate and is comparable with the dark material in asteroids which contain much carbon. The density of Iapetus is relatively low, so it cannot all consist of a normal type of rock.

Voyager 2 next passed Hyperion, whose diameter is little more than one-fifth of that of Iapetus, but this strange moon is elongated, with axes some 210 km and 350 km long, and appears to be heavily cratered. Scientists would have expected its long axis to have pointed towards Saturn because of the gravitational effect of the planet, but they have calculated that if it was knocked from this position it would take a time similar to the age of the solar system to return, since it is so far from Saturn that the gravitational field of the planet is relatively small at that distance.

Titan

Voyager 2 passed by Titan at a distance of more than a hundred times that of Voyager 1, so image resolution was greatly inferior to the Voyager 1 observations. However, the images returned were adequate to show that

changes had occurred in the atmosphere of the largest of Saturn's moons since the visit of Voyager 1. The photopolarimeter on board Voyager 2 looked for the particles in the atmosphere which scatter light polarised by the scattering process. The colour of the scattered light is related to the size of the particles, since smaller particles scatter light of higher frequency (like the particles which scatter the light in the upper atmosphere of the Earth to produce a blue sky, whereas larger smoke particles can scatter the red light of longer wavelength).

One may well ask why this measurement was not made by Voyager 1 from a much shorter distance, but the answer is that the identical photopolarimeter on Voyager 1 failed. The particles in the atmosphere of Titan were found to scatter radiation from the ultraviolet and red wavelengths; calculations indicate that their dimensions are of the order of 0.1 μm, but there is some evidence that these particles may not be spherical — perhaps crystals, who knows?

Voyager 2 passed minor planets and also Dione and Mimas, but at much greater distances than did Voyager 1. Only about 20 minutes after its closest approach to Saturn, Voyager 2 passed by Enceladus, which lies in the diffuse outermost E ring. The surface of this moon is relatively young and fairly smooth. Some parts of the surface displayed no craters detectable by Voyager 2, and these parts are probably less than 10⁸ years old — very young in terms of the age of the solar system. Is Enceladus volcanically active? Its surface seems to suggest that it may show some such activity, but probably not so much as that of the Earth and certainly far less than Jupiter's moon Io — the most volcanically active object found in the solar system.

The surface of Enceladus resembles that of the far larger Ganymede, a moon of Jupiter. Voyager 2 returned an image of Enceladus in which not only the part illuminated by the sun could be seen, but also the remainder of the moon in the light reflected from Saturn. This 'Saturnshine' effect is similar to the 'moonshine' (also known as the 'new moon in the old moon's arms') which we see on earth at a time shortly after new moon, when the light reflected from the Earth weakly illuminates the part of the moon not directly illuminated by the sun.

Tethys

Good images of Tethys, one of the major moons of Saturn, were obtained by Voyager 1, but Voyager 2 not only approached the moon about five times

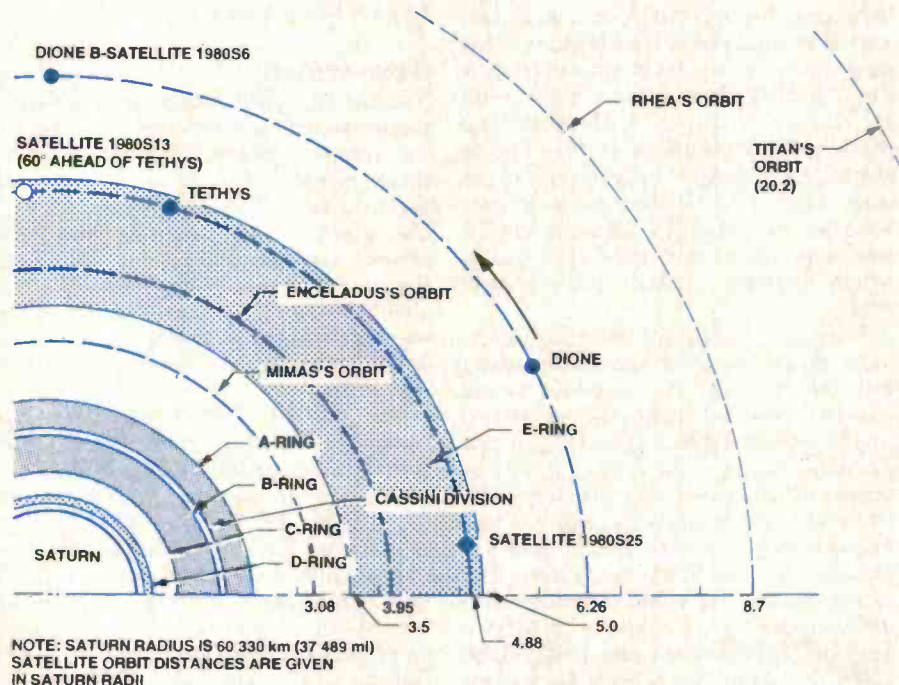


Figure 3. Orbit locations of Saturn's moons relative to the ring system (courtesy of JPL).

closer, but also approached from a different angle. This enabled it to see the largest crater yet found in any of Saturn's moons, with a diameter of some 400 km. It is thought to be a very old crater, even older than the large valley found by Voyager 1 on the other side of Tethys (which was also seen by Voyager 2). It has been concluded that the crater has been flattened by the flow of softer ice and it no longer shows the deep bowl-shape characteristics of fresh craters in hard ice or rock. It was probably formed when Tethys was much warmer than it is at present.

Tethys shows two distinct types of terrain. One of these is bright with densely cratered regions, whilst the other is relatively dark with lightly cratered plains that extend in a broad belt across the satellite. The latter plains are thought to have been formed after the initial cratering process by internal movements in the moon.

Finally, Voyager 2 returned some images of the outermost moon of Saturn, Phoebe, from a distance of some two million km. This moon was not imaged at all by Voyager 1. Phoebe orbits in the opposite direction to the other moons and there has been speculation that it is a captured asteroid.

Saturn's moons have been found to have relatively low densities, which suggests that they contain a substantial amount of water ice with rock, frozen methane, etc. The very low relative density of Iapetus (about 1.1) may indicate that this moon was formed at a lower temperature than some of the other moons, at which temperature methane would solidify and constitute a substantial part of the mass of the moon.

Voyager 2 received some unusual 'pinging' radio signals from the moons Tethys and Dione or from regions near to these moons, some 300 000 to 380 000 km above the cloud tops of Saturn. Scientists have speculated that these signals may arise from a cloud containing ions of hydrogen, carbon,

oxygen, etc, which may come from atoms emitted by the moons.

Conclusions

In spite of the problem with the jamming of the instrument platform, the Voyager 2 mission has undoubtedly been an outstanding success, with virtually all its objectives accomplished. This is yet another magnificent achievement of a large team of workers in a project which is so complex that it is difficult to imagine all the details. One should not forget that for 1½ hours all the observations on the night side of the planet had to be recorded on magnetic tape for subsequent transmission to Earth.

Voyager 1 is now moving out of the solar system with all its encounter missions accomplished, but it is searching for new evidence of the limits of the solar wind. Voyager 2 has been swung by Saturn's enormous gravitational field towards its next encounter with Uranus in 1986 and, hopefully, a Neptune encounter in 1989. There is no possibility of it going near to Pluto.

In view of the failure of the main receiver on Voyager 2 and the fault on the back-up receiver, one may well ask what the position would be if the back-up receiver finally failed completely before the Uranus encounter. The on-board computer would then provide the command signals to guide the spacecraft to Uranus and to make a number of measurements there. Such is the power of modern electronics!

Acknowledgements

The writer is greatly indebted to Don Bane and to Frank Bristow of the Public Information Office, Jet Propulsion Laboratory, Californian Institute of Technology, for providing excellent photographs and information on the voyager missions. Acknowledgement is also made to Ms. Kit Weinrichter, formerly of NASA's Ames Research Center, California, for much general help over an extended period, especially as regards communications with California.



These three views of Hyperion were obtained as Voyager 2 flew by this satellite of Saturn. They were taken (starting at the top) the morning of 23 August 1981 from a range of 1.2 million km, the morning of 24 August from 700 000 km, and at noon on 24 August from 500 000 km. Together they show the changing aspect of the satellite as Voyager moved in for closer views. Hyperion, roughly 360 km by 210 km and shaped like a hamburger, is probably not in a gravitationally stable position. Its surface is pock-marked with many meteorite-impact craters. It is possible that one of these impacts jostled Hyperion out of position and that the satellite will swing back gradually.

SATURN'S SATELLITES

Name	Diameter	Distance	Closest Approach Voyager-1	Voyager-2
1. 1980S28	40x20 km (25x12 mi)	137 670 km (85 540 mi)	219 000 km (136 000 mi)	287 170 km (178 300 mi)
2. 1980S27	220 km (140 mi)	139 353 km (86 590 mi)	300 000 km (186 000 mi)	246 590 km (153 220 mi)
3. 1980S26	200 km (120 mi)	141 700 km (88 050 mi)	270 000 km (168 000 mi)	107 000 km (66 490 mi)
4. 1980S3	90x40 km (55x25 mi)	151 422 km (94 089 mi)	121 000 km (75 000 mi)	147 010 km (91 350 mi)
5. 1980S1	100x90 km (60x55 mi)	151 472 km (94 120 mi)	297 000 km (185 000 mi)	222 760 km (138 420 mi)
6. Mimas	390 km (242 mi)	185 600 km (115 300 mi)	88 440 km (55 000 mi)	309 990 km (192 600 mi)
7. Enceladus	500 km (310 mi)	238 100 km (147 900 mi)	202 040 km (125 500 mi)	87 140 km (54 100 mi)
8. Tethys	1050 km (652 mi)	294 700 km (183 100 mi)	415 670 km (258 300 mi)	93 000 km (57 800 mi)
9. 1980S25	30-40 km (19-25 mi)	294 700 km (183 100 mi)	237 332 km (147 471 mi)	284 396 km (176 715 mi)
10. 1980S13	30-40 km (19-25 mi)	294 700 km (183 100 mi)	432 295 km (268 616 mi)	153 518 km (95 392 mi)
11. 1980S6	160 km (100 mi)	378 060 km (234 920 mi)	230 000 km (143 000 mi)	318 200 km (197 720 mi)
12. Dione	1120 km (696 mi)	377 500 km (234 600 mi)	161 520 km (100 400 mi)	502 250 km (312 000 mi)
13. Rhea	1530 km (951 mi)	527 200 km (327 600 mi)	73 980 km (46 000 mi)	645 280 km (401 000 mi)
14. Titan	5140 km (3194 mi)	1 221 600 km (759 100 mi)	6490 km (4033 mi)	665 960 km (413 800 mi)
15. Hyperion	290 km (180 mi)	1 483 000 km (921 000 mi)	880 440 km (547 100 mi)	470 840 km (292 600 mi)
16. Iapetus	1440 km (895 mi)	3 560 100 km (2 212 100 mi)	2 470 000 km (1 534 900 mi)	909 070 km (564 900 mi)
17. Phoebe	160 km (99 mi)	12 950 000 km (8 047 000 mi)	13 537 000 km (8 411 500 mi)	1 473 000 km (915 300 mi)

SOANAR

PW SERIES



COMPUTER GRADE ELECTROLYTICS

PW Series Capacitors are particularly suitable as power source filters for computers, inverters, high current power supplies, high output power amplifiers and control equipment.

Despite their small size, these capacitors have exceptionally large capacity and are capable of handling high ripple currents. Miniaturisation has been achieved by the use of new electrode foils developed from a technique of high magnification etching.

Construction includes an aluminium can which is sealed with a long life, heat resistant resin and heavy duty screw terminals for handling the high currents involved. Mounting clamps are supplied as standard equipment.

2,900 μ F TO 100,000 μ F
16 Volt TO 40 Volt DCW

Available ex stock all States

SOANAR

SOANAR ELECTRONICS PTY.LTD.

A MEMBER OF THE ARLEC-
SOANAR GROUP 30-32 Lexton
Road, Box Hill, Vic., 3128, Australia.

VICTORIA: 840 1222
N.S.W. 789 6733
Sth. AUST. 42 8918

QUEENSLAND: 52 1131
WEST AUST. 381 9522
TASMANIA: 31 6533

SINCLAIR ZX81

Available from the following
leading stores —

QUEENSLAND:

MYER — ALL BRANCHES

SOFTWARE 80

Shop 11/200 Mogill Rd., Taringa, 4068 (07) 371 6996

DATA COM

Shop 16, S.G.I.O. Arc., Bundaberg, 4670 (071) 71 4740

A.C.T.:

COMPUTER WORLD

Shop G71, The Bridge, Woden Plaza (062) 81 1368

TASMANIA:

J. WALSH & SONS PTY. LTD.

130 Macquarie St., Hobart, 7000 (002) 34 7511

BIRCHALLS

118-120 Brisbane St., Launceston, 2250 (003) 31 3011

VICTORIA:

RADIO PARTS GROUP

562 Spencer St., West Melbourne, 3003 (03) 329 7888

ROD IRVING ELECTRONICS

425 High St., Northcote, 3070 (03) 489 8131

MINIT COMPUTER SERVICE

119 McCrae St., Bendigo, 3550 (054) 43 2589

Albury

(060) 21 5933

B.B.J. COMPUTER SHOP PTY. LTD.

88 Albert Rd., Sth. Melbourne, 3205 (03) 699 5622

MYER MELBOURNE — City Store only.

W.A.:

MICRO BASE

127 Fitzgerald St., Perth, 6000 (09) 329 9308

S.A.:

ACUIS TRADING

185 Pirie St., Adelaide, 5000 (08) 223 1900

MYER ADELAIDE

N.S.W.:

B.B.J. COMPUTER SHOP PTY. LTD.

329 Pacific Hwy., Crows Nest, 2065 (02) 922 4022

CITY PERSONAL COMPUTER

75 Castlereagh St., Sydney, 2000 (02) 233 8992

DAVID REID ELECTRONICS PTY. LTD.

127 York St., Sydney, 2000 (02) 29 6601

COMPUTER WAVE PTY. LTD.


Lwr. Ground Floor, Myer, Sydney, 2000 (02) 238 9111

Like to be the SINCLAIR
stockist in your area?

Ring today —

(03) 419 3033

The ZX PRINTER — designed for use with ZX81 and ZX80 with 8K BASIC ROM. Alpha-umerics! Graphics!



\$250
COMPLETE

sinclair
ZX81

PERSONAL COMPUTER

sinclair

COMPLETE WITH MAINS ADAPTOR, LEADS, ONLY \$250

16K-BYTE RAM PACK \$150

Higher specification, lower price — how's it done?

Quite simply, by design. The ZX80 reduced the chips in a working computer from 40 or so, to 21. The ZX81 reduces the 21 to 4!

The secret lies in a totally new master chip. Designed by Sinclair and custom-built in Britain, this unique chip replaces 18 chips from the ZX80!

The ZX81 comes complete with all leads to connect to your TV (colour or black and white) and cassette recorder.

New, improved specification

- Z80 a microprocessor — new faster version of the famous Z80 chip, widely recognised as the best ever made.
- Unique 'one-touch' key word entry: the ZX81 eliminates a great deal of tiresome typing. Key words (RUN, LIST, PRINT, etc.) have their own single-key entry.
- Unique syntax-check and report codes identify programming errors immediately.
- Full range of mathematical and scientific functions accurate to eight decimal places.

ZX Software Cassettes

Send for free catalogue of Games, Business, Educational, Junior Educational. Encl. S.A.E.

- Graph-drawing and animated-display facilities.
- Multi-dimensional string and numerical arrays.
- Up to 26 FOR/NEXT loops.
- Randomise function — useful for games as well as serious applications.
- Cassette LOAD and SAVE with named programs.
- 1K-byte RAM expandable to 16K bytes with Sinclair RAM pack.
- Able to drive the new Sinclair printer (not available yet — but coming soon)!
- Advanced 4-chip design, microprocessor, ROM, RAM, plus master chip — unique, custom-built chip replacing 18 ZX80 chips.

FREE NEW BASIC ZX81 MANUAL

If you own a Sinclair ZX80 ...

The new 8K BASIC ROM used in the Sinclair ZX81 is available to ZX80 owners as a drop-in replacement chip. (Complete with new keyboard template and operating manual.)

With the exception of animated graphics, all the advanced features of the ZX81 are now available on your ZX80 — including the ability to drive the Sinclair ZX Printer.

ORDER FORM — SINCLAIR EQUIPMENT (AUSTRALASIA) P/L
86-88 Nicholson Street, Abbotsford, Victoria, 3067. Telephone: 419 3033.

QUANTITY	ITEM	ITEM PRICE	TOTAL
	Ready assembled ZX81 Sinclair Personal Computer including mains adaptor, leads, BASIC manual	\$250	
	16K-BYTE RAM pack	\$150	
	8K-ROM (only required for ZX80)	5 75	
	ZX Printer (to be announced)		
		Total	

I enclose cheque/Bankeard/Diners/Amex

Name

Address Postcode

Signature

Bill Edge's ELECTRONIC AGENCIES

115-117 Parramatta Road Concord 2137
(Corner Parramatta Road & Lloyd George Ave)
Telephone: (02) 745 3077 (2 lines)



All heavy or bulky items (over 20kg) sent by Comet Road Freight. \$8.00 anywhere in Australia.

Mail Orders:
PO Box 185
Concord
2137

TRADING HOURS
Mon-Fri 8.30am-5.30pm
Thursday 8.30am-9.00pm
Saturday 8.30am-noon
Sunday 10am-2pm
MAIL CHARGES
\$5-\$9.99 \$1.00
\$10-\$24.99 \$2.00
\$25-\$49.99 \$3.00
\$50-\$99.99 \$4.00
\$100 or more \$5.00

what else do we carry? HI-FI ★ KITS ★ TEST EQUIPMENT ★ SEMICONDUCTORS ★ COMPONENTS
All prices correct and goods in stock at time of going to press. Please phone to check current availability.

**NOW OPEN
THURSDAY
NIGHT**

**BUILD
YOUR OWN
COMPUTER FOR \$99**

ETI 660 is Now on Demo

Come into our store and see the incredible ETI660 running some fascinating programs. This brilliant ETI design gives the true computer enthusiast and constructor the chance to build a truly expandable and feature packed micro at an incredibly low price. Features include colour capability, 1K memory expandable to 3K on board, cassette interface, audio output (plays tunes), easy to program (using CHIP 8) and a huge range of expansion possibilities. These include ASCII keyboard, light pens and games software.

EASY EXPANSION

Cat KE6600 Kit Inc. PCB, ICs, sockets	\$99.00
Cat KE6602 Colour Option	\$13.50
Cat KE6603 Video modulator in Diecast box	\$14.50
Cat ME7712 Plugpack to suit 8VAC/1A	\$11.95
Cat ZE6114 Set of 4 2114 RAMs (3K upgrade)	\$17.00
Cat KE6601 18 keys plus Scotchcal labels	\$32.00
Cat BE7100 'COSMAC Users Guide'	\$5.00

plugs into
your TV



NEW

RCA TOUCH KEYBOARD

This superb built and tested RCA keyboard can be easily added to your ETI660 for quicker programming. You simply replace the 2716 supplied with your computer, plug in the preprogrammed 2716 supplied with the Keyboard, connect up with the rainbow cable supplied and you're in business. The keyboard kit is complete with 20 pin plug to suit the keyboard, 2m of rainbow cable and the preprogrammed 2716. Cat. KE6605.

Complete Keyboard and conversion kit. **\$113.00**

**FANTASTIC COLOUR
OPTION**

GREAT NEW KITS Wind Direction Indicator

This kit adds on to your Wind Speed Indicator. You get a new head with 7 reed relays for direction sensing, a new circuit board with LED driving IC and LEDs and a new front panel for your existing speed indicator.

Note: This is an add-on kit.

Cat Number KE1631 **\$25.00**

EPROM PROGRAMMER

This brand new EA design is completely freestanding, i.e. it requires no micro to work with it. Even the power supply is included. (a 12VAC plug pack). The unit has its own hex keypad and will burn 2716 and 2759 EPROMS. Cat No. KE1880

\$52.50

Easy Build Metronome

This EA design is very easy to get going and comes complete with tough Zippy box. It features an inbuilt speaker as well as flashing LED for keeping time. There are 2 controls, for volume and rate.

Cat Number KE1065 **\$17.50**

EA Freq Counter Kit

This brand new design, using the latest LSI technology, offers a very high standard of performance. It features 7 digit readout, frequency measurement to 500MHz (with optional expansion kit) and period measurement. The period measurement has switchable gating times for accurate measurement of low frequencies. The kit includes a high quality instrument case. The counter is very sensitive, (10mV RMS at 30MHz), so it will read on really tiny signals. The timebase is quartz crystal, with an accuracy of better than 0.005% uncalibrated.

Cat. KE1810

only \$119

Expansion kit to convert Counter for 500MHz operation Cat KE1815 \$25.00

VERSATILE TIMER

This great new timer (featured in this issue of ETI) does all the things you've been wanting in a timer-

- Period timing in preset intervals.
- 10 intervals maximum with 'LED' countdown.
- Switched 240V output along with an audio output.

Cat. KE1125 **\$28.50**

ETI330 CAR ALARM

This great ETI design (July 1981) has a host of great features:-

- Voltage drop detection system.
- Dash mounting flashing light.
- Alarm trip indication.
- Rugged diecast housing.

Cat. KE1725. **\$29.50**



Bargain Bags

We always have excess components, discontinued lines etc. We guarantee the value to be over \$3.00 (often it is more like \$10.00). Our loss is your gain. Cat RE9999

\$1 only

Free Catalogue
Just come into our store and a free copy of our 32 page catalogue is yours. Or send 75c for pack and post and we'll have one on its way to you.

Babani Books

Great reading with this highly informative series.

BE0205 1st book of HiFi Loudspeaker Enclosures	
BP2057	\$3.50
BE0224 50 CMOS Projects BP224	\$4.60
BE0027 Chart of radio, electronics, semiconductors and logic symbols. BP27	\$2.20
BE0227 Beginners guide to electronic projects. BP227	\$4.60
BE0078 Practical computer experiments. BP78	\$6.50
BE0086 Introduction to Basic programming techniques. BP86	\$6.50
BE0225 Practical Introduction to Digital ICs .BP225	\$4.60
BE0223 50 Projects using IC CA3130. BP223	\$4.60
BE0024 52 Projects using IC 741. BP24	\$3.50
BE0211 First book of Diode Characteristics, equivalents and substitutes. BP211	\$4.60
BE0087 50 simple LED circuits, book 2. BP87	\$4.60

VIDEO CASSETTES

VHS E180	\$19.95
Beta L750	\$19.95

Box of 10 \$185.00


We will supply either Maxell or Hitachi brand, depending on availability.

Want to tape a Sunday movie and your out of tape? No worries, we're:-

OPEN SUNDAY 10-2pm

0.001 μ 100n OR1
4R7 6p8 120,150,180
33, 47, 56, 68, 82, 100
1k02

Understanding component values



To the beginner in electronics, and to quite a few not-so-beginners, the values and units given to electronic components such as resistors, capacitors and RF chokes seem confusing. This article should clarify things for you.

William Fisher
Roger Harrison

THE DECIMAL point has been almost abolished in electronics. The little dot was so small it often disappeared when things were printed, and in any case not everybody recognises its meaning. The French, who invented the decimal system, use a comma instead, and so do most Europeans. Other countries use commas for different purposes, like separating hundreds from thousands in large numbers. So when you see a number written 1,500 you don't immediately know whether it's meant to be fifteen hundred or one-and-a-half to three decimal places! When engineers from all over the world sat down to decide on a standard international numbering system, they decided that the best thing to do with the decimal point/comma was to get rid of it altogether.

It has been replaced by a letter. To show where the decimal point was, any letter would do. For example, you might write one-and-a-half as 1a5 or 1b5 or 1c5, or you could use a capital letter, say 1P5 or 1Q5.

Normally in electronics you're not dealing with pure numbers. You're dealing with numbers of *some things* — so many volts, so many watts, amps, ohms and so forth. Most of these quantities have letters that are used as

abbreviations for them. 5 V means 5 volts, for example, 5 A means 5 amps, 5 W means 5 watts. When you want to express fractional amounts of these quantities, you use the abbreviation letter in place of the decimal point, like this: 5V6, 1A5, 3W7. You don't have much trouble seeing that these last three mean 5-point-6 volts, 1-point-5 amps and 3-point-7 watts. Unfortunately, there isn't a letter of our alphabet that stands for ohms, but we're all quite used to seeing a capital R for resistance, so we use that to indicate ohms, like this: 4R7, 2R2, 100R. These mean of course 4-point-7 ohms, 2-point-2 ohms and 100 ohms.

Mini and maxi units

Lots of things aren't commonly or conveniently measured in the standard size units. Capacitors, for example, are never measured in Farads, because a whole Farad is an enormous capacitance. Practical capacitors have values measured in thousandths, millionths and even smaller fractions of a Farad. At the other extreme, resistors often have values of thousands and millions of ohms. Now it's obviously inconvenient and confusing to write 0F000001 for one microfarad or 100 000R for one hundred kilohms, so

what you do is alter the decimal-point-indicating letter to show the size of the units you are using. For example, 1k5. Clearly this means one-and-a-half somethings and from kilograms and kilometres everyone knows that the little letter 'k' indicates a thousand. So 1k5 must mean one-and-a-half thousand, that is 1500. Similarly, 4k7 means 4700, 2k2 means 2200 and so forth. It's usually clear enough from the context whether you're talking about resistance or capacitance or frequency or whatever, so you don't need to write ohms or anything afterwards.

As well as k for one thousand, there are a number of other letters that stand for multiples of the basic unit. Here they are:

G (Giga) = 1 000 000 000 (one thousand million, 10^9)

M (Mega) = 1 000 000 (one million, 10^6)

k (kilo) = 1 000 (one thousand, 10^3)

m (milli) = 1/1000 (one thousandth, 10^{-3})

u (micro) = 1/1 000 000 (one millionth, 10^{-6})

n (nano) = 1/1 000 000 000 (one thousand millionth, 10^{-9})

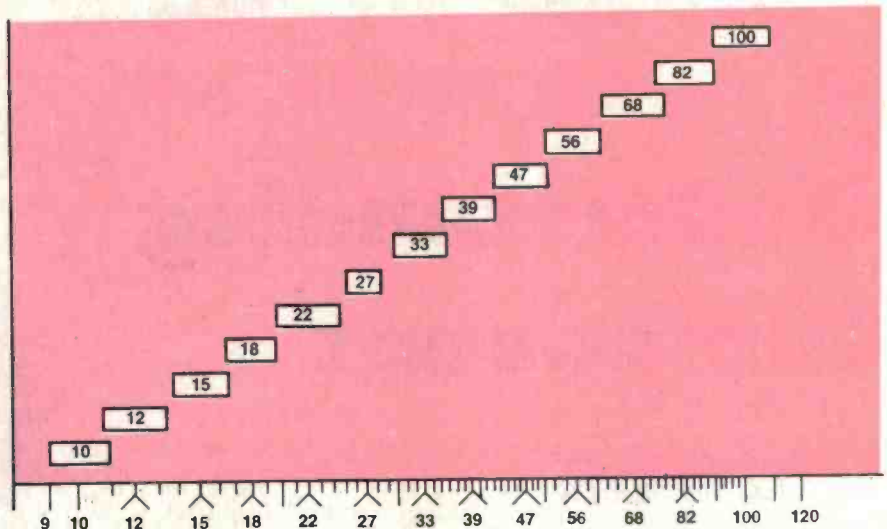
p (pico) = 1/1 000 000 000 000 (one billionth, 10^{-12})

Occasionally you'll come across *tera* (T) which is one million million (10^{12})

Understanding component values

and *femto* (f) which is one thousand billionth (10^{-15}).

Armed with this information, you should be able to read almost any printed value of an electronic quantity. For practice, here are a few examples of values you might not be too familiar with. A capacitor marked as 47p has a value of 47 picofarads, which is 47 billionths of a Farad. One marked 4p7 has only a tenth the value, 4-point-7 billionths of a Farad. A 100n capacitor is 100 nanofarads or $100 \div 1\,000\,000\,000$ Farads = $1/10\,000\,000$ Farad. At the other end of the scale, a resistor marked as 15M has a value of 15 Megohms, i.e. 15 million ohms; one marked 1M5 has a value ten times less at 1-point-5 million ohms.



This shows the tolerance extremes of all the values in the E12 series, represented by a horizontal bar. The left hand end and right hand ends of each bar represent, respectively, the lower limit and the upper limit of the value. Most overlap, you will note.

Translation problems

The standard international numbering system makes everything simple as long as everybody sticks to it, but unfortunately there are still some occasions when you come across values written in an older style and you have to translate them into the new style. This mainly happens with capacitors.

The first problem is that the old symbol for 'micro' was different. It was a Greek letter called mu, which is pronounced like the noise a pussycat makes, and looks like this: μ . This symbol caused some confusion in the past, because it sometimes got mistaken for m, which has always meant 'milli', a thousand times larger. So μ was officially replaced by 'u'. If you see a capacitor marked, for example, 10μ , you can translate that directly into 10u and know that it means 10 microfarads. Nevertheless, μ is still widely used.

Another confusing thing is the still common practice of marking or specifying capacitor values in *fractions* of a microfarad, like 0.001μ (1000p, or better, 1n). To convert fractions of a microfarad into modern values, you have to multiply by 1000 to get the answer in nanofarads, or multiply by 1 000 000 and get the answer in picofarads. Don't panic! To save you trouble, here is a list of typical old-style values and how they translate into new style. From this list you should be able to work out very quickly the new-style version of any old-style capacitor value.

$0.1\mu = 100n$	$0.47\mu = 470n$
$0.01\mu = 10n$	$0.047\mu = 47n$
(10 000p)	
$0.001\mu = 1n$	$0.0047\mu = 4n7$
(1000p)	
$0.0001\mu = 100p$	$0.00047\mu = 470p$

Small resistances

Resistors with small values sometimes cause difficulties. Because small resistances are not very commonly used, most people are not accustomed to thinking in terms of milliohms (thousandths of an ohm), so the little letter 'm' isn't used for resistors. A resistance of one-tenth of an ohm is not written 100m (for one hundred milliohms), but 0R1 (for one-tenth of an ohm). As usual, the letter R indicates the position of the decimal point and shows that the unit of measurement is whole ohms. In the same way, 2R2 means 2-point-2 ohms, 5R6 means 5-point-6 ohms and so forth. Even smaller values are still written as fractions of an ohm, but the 0 before the decimal-point-indicating letter is usually omitted. For instance, R01 means point-01 ohms (one hundredth of an ohm), R001 means point-001 ohms (one thousandth of an ohm), R33 means 33/100ths of an ohm and R068 means 68/1000ths of an ohm.

Zeros

Some component values are written with a zero before or after the multiplier character to indicate the value quite unambiguously. For example, a 1000 pF capacitor, rather than being written '1n' may be written 1n0. Or a point-1 (0.1) ohm resistor, rather than being written R1, may be written 0R1.

Preferred values

Why is it that resistors and capacitors only seem to come in certain values? You almost never see a 25R resistor, only 22R or 27R ones. 600k resistors are likewise as rare as hens' teeth, but there are any

number of 560k and 680k ones. For one thing, manufacturers can't make every possible value of resistor. If they made resistors in every whole number of ohms between 1R and 10M, they'd be making ten million different products and selling only a few of each. Very capital inefficient, as they say. Resistors would be ridiculously expensive and manufacturers would go bankrupt. Obviously, only a restricted number of values can be produced.

But why these peculiar values that actually are produced? What's so special about 4k7 or 56R or 820R? Why not stick to simple numbers? The reason is that these particular values allow the *least* number of different values to be made. How come? Well, resistors are not made with absolute accuracy — that costs too much and isn't usually necessary. Most circuits will accept a variation of 10% in resistor values without problems. So resistors are made with values that are anything up to 10% higher or lower than their marked value. This is called a tolerance of 10% and such a resistor is usually called a 10% resistor. For example, a 100R, 10% resistor might have a value anywhere between 90R and 110R. Given this amount of variation, there would obviously be no point in also making 10% resistors with nominal values like 94R or 107R, because these values are already covered by the $\pm 10\%$ spread of the 100R resistor.

So in a series of 10% resistors, what should be the next highest value above 100R? A value of, say, 111R would be too low, because the 111R resistor would also have a tolerance of 10%, so its possible values would spread down to below

100R, completely overlapping the upper range of variation of the 100R resistor. To avoid this kind of overlap, the next highest value 10% resistor needs to be about 120R. A 120R 10% resistor has its possible values spread between 108R and 132R. There's still a small overlap, but to get rid of the overlap completely without leaving a gap you'd need a value of one hundred and twenty two and two ninths ohms (work it out for yourself if you like algebra), which is rather an awkward number. 120R is a nice round number, so that's the 'preferred value' next in the series. By similar reasoning, the next value in the series of 10% resistors is 150R, then 220R, 270R, 330R, 390R, 470R, 560R, 680R, 820R and then 1k. It doesn't take much to see that the obvious next preferred value after 1k must be 1k2, then 1k5, 1k8 and so on. In other words, the same sequence of values keeps repeating, multiplied by ten at each repetition. This series of preferred values is known as the *E12 series*, because there are 12 values in the series. For reference, here are two 'decades' of the E12 series:

- 10 100
- 12 120
- 15 150
- 22 220
- 27 270
- 33 330
- 39 390
- 47 470
- 56 560
- 68 680
- 82 820

Even though resistors are nowadays more commonly made with a tolerance of 5%, the old E12 series of preferred values is still the most widely used. There is a similar series, called E24, which is worked out in just the same way as the E12 series, except that a tolerance of only 5% is assumed.

For closer tolerances, there's the E48 series (2%) and E96 series (1%) with, respectively, 48 and 96 values per decade.

Capacitors are made to wider tolerances than resistors — 20% is not at all uncommon, so they are usually supplied in a restricted range of preferred values. The significant figures in this series are 10, 15, 22, 33, 47 and 68. As there are only six values per decade, it is called the E6 series.

Close tolerance values are written in the same way as we've described previously, so if you come across a 1k02 resistor or a 34p8 capacitor you'll know you're dealing with close tolerance components. In the first case, you have a 1020 ohm resistor, in the second case you have a 34.8 pF capacitor. ●

Preferred numbers in a decade for the E6, E12, E24 & E96 series						
E6 20%	E12 10%	E24 5%	E96 1% and 2%			
			1%	2%	1%	2%
10	10	10	10.0	10.2	10.5	10.7
		11	11.0	11.3	11.5	11.8
	12	12	12.1	12.4	12.7	
15	15	13	13.0	13.3	13.7	14.0 14.3 14.7
		15	15.0	15.4	15.8	
		16	16.2	16.5	16.9	17.4 17.8
22	22	18	18.2	18.7	19.1	19.6
		20	20.0	20.5	21.0	21.5
		22	22.1	22.6	23.2	23.7
33	33	24	24.3	24.9	25.5	26.1 26.7
		27	27.4	28.0	28.7	29.4
		30	30.1	30.9	31.6	32.4
47	47	33	33.2	34.0	34.8	35.7
		36	36.5	37.4	38.3	
		39	39.2	40.2	41.2	42.2
68	68	43	43.2	44.2	45.3	46.4
		47	47.5	48.7	49.9	
		51	51.1	52.3	53.6	54.9
82	82	56	56.2	57.6	59.0	60.4
		62	61.9	63.4	64.9	66.5
		68	68.1	69.8	71.5	73.2
91	91	75	75.0	76.8	78.7	80.6
		82	82.5	84.5	86.6	88.7
		91	90.9	93.1	95.3	97.6


Tolerance extremities for the E6, E12 and E24 preferred value series						
-20%	-10%	-5%	nominal value	+5%	+10%	+20%
8	9	9.5	10	10.5	11	12
		10.5	11	11.6		
		11.4	12	12.6	13.2	
12	13.5	12.4	13	13.7		
		15.2	15	15.8	16.5	18
		17.1	16	16.8		
17.6	19.8	18	18	18.9	19.8	
		19.0	20	21.0		
		20.9	22	23.1	24.2	26.4
26.4	29.7	22.8	24	25.2		
		25.7	27	28.4	29.7	
		28.5	30	31.5		
37.6	42.3	31.4	33	34.7	36.3	39.6
		34.2	36	37.8		
		37.1	39	41.0	42.9	
54.4	61.2	40.9	43	45.2		
		44.7	47	49.4	51.7	56.4
		48.5	51	53.6		
73.8	77.9	50.4	56	58.8	61.6	
		58.9	62	65.1		
		64.6	68	71.4	74.8	81.6
86.5	86.5	71.3	75	78.8		
		77.9	82	86.1	90.2	
		86.5	91	95.6		
E6	E12	E24		E24	E12	E6
lower extremities				upper extremities		

SAVE TODAY HOLIDAY SPECIALS!

6V BATTERIES

DRY-CHARGED LEAD-ACID ACCUMULATORS **\$8.99**

IDEAL FOR BURGLAR ALARMS, PORTABLE VIDEO/STEREO EQUIPMENT, TOYS, BIKES, ETC. SIZE 120x130x60MM.



BATTERY CHARGER

or POWER SUPPLY
6 VOLT DC 2A

IDEAL CHARGER FOR THE 6V BATTERIES ABOVE!

AUST. MADE BY FERGUSON AND FITTED WITH 3 CORE 1200 MAINS LEAD, FUSEHOLDER AND INDICATOR LIGHT. METAL CASE 100x70x58MM

LIMITED QUANTITY **\$7.50**

SAVE OVER \$4
SOLAR PANEL
3v, 6v, 9v OUT
50 mA **\$19.99**

AT FULL SUN. R.R.P. \$24.99 EACH

SIZE 104x144x13MM WITHOUT REFLECTORS

5 Pin DIN → 5 Pin
DIN LEAD **\$2.25**

1.3M LONG

MINI SPEAKER SYSTEM **\$99**

New model, it's FANTASTIC. 50W handling power (min. 30W RMS) 8 ohms, 60-20,000Hz HI-FI response, 4" driver with soft dome tweeter. Heavy duty cabinet, metal grille. Size 210x130x130mm, 2.7kgm



DC MOTORS

6-12V
LARGE SIZE!
IDEAL FOR TOYS, MODEL BOATS, CARS, HOBBY ETC. OPERATES FROM 4.5V TO 12V, POWERFULL AND RUGGED, SIZE 47MM DIAM X 60MM **10 for \$25**

\$3.00

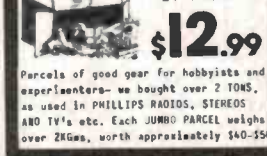


SCOOP PURCHASE

FACTORY CLEARANCE
BY PHILLIPS

Parcels of good gear for hobbyists and experimenters - we bought over 2 TONS, as used in PHILLIPS RADIOS, STEREOS AND TV's etc. Each JUMBO PARCEL weighs over 2KGs, worth approximately \$40-\$50

\$12.99



VHF COUPLERS
100-150MHz **NEW**

Made in USA by MICROLAB, worth over \$100 each. Just add 2 diode varactors, or 1N21, 1N23 etc. use for SWR or RF sampler. Ideal for 144MHz HARS.

\$25



DC MOTORS

EACH **\$13**

A new range of ELECTRONICALLY CONTROLLED DC motors, variable speed by tripot adjustment, for replacement in most cassette recorders, tape decks, players, etc. High quality with lower wow/flutter, less vibration, longer life.

Model	Rated voltage V	Working voltage V	Rated speed rpm	Rated load current mA	Direction of rotation
EG-610RD-0F	6.0	4.2 - 7.5	2400	128	CW
EG-610RD-0F	9.0	6.0 - 11.0	2400	92	CW
EG-610RD-2F	12.0	8.4 - 15.0	2400	98	CW
EG-610RD-2B	12.0	8.4 - 15.0	2400	98	CCW

UNIVERSAL BALUNS

A special purchase of 75-300ohm TV baluns, usually \$1.95 ea. LIMITED QTY. **\$1.20**

75-300 OHMS INDOOR

SONY B/W VIDEO RECORDER

NEW IN CARTONS
HERE ABOUT \$595.00
STANDARD FORMAT
10 ONLY AVAIL.

Don't miss this chance! A quality full-function Video recorder at this price so low that usual warranty not applied. Ideal for editing, school use, sport, industrial or commercial applications, etc. Sent freight-on.

\$199



LED DISPLAY PANEL FILTER
68mm x 38mm size

WERE \$2.99 **\$1.99**

BLACK PLASTIC FRAME WITH RED PERSPEX FILTER FOR LED DISPLAYS - ALSO INCLUDES MOUNTING KIT - REAL VALUE WORTH TWICE THIS SPECIAL PRICE BUY 10: \$2.50 ea. 100: \$2.75 ea.

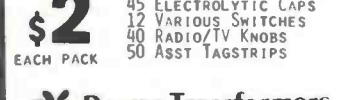


VALU ASSORTMENTS

LUCKY-DIP PACKS \$2EA

500 1/2WATT RESISTORS
200 1WATT RESISTORS
50 1/2 HI-STAB RESISTORS
20 MIXED POTENTIOMETERS
25 PRESET POTS ASST.
30 POLY. GREENCAPS
100 CERAMIC CAPACITORS
45 ELECTROLYTIC CAPS
12 VARIOUS SWITCHES
40 RADIO/TV KNOBS
50 ASST TAGSTRIPS

\$2 EACH PACK



* Power Transformers

Bulk purchase of new, best quality mains transformers used in H and K chassis ABA-Thorn colour TV sets.

H Primary: 0,170V,175V, plus 0,120V,125V for 240V, 250V operation.

H Secondary: 0,120V 1 Amp plus 6V 1 Amp.

K Primary: 0,240V,250V

K Secondary: 0,105V 1.3 Amp plus 6V 0.9 Amp plus 12V 0.25 Amp.

240V AC INPUT
PLUS \$2 EXTRA POST.

\$9

YOKES FOR AWA COLOUR TV'S

MANUFACTURERS EXCESS STOCK!
Brand new picture tube deflection yokes for AWA 63cm H chassis and 53 cm K chassis. **at \$8 EA**


600PIV 25AMP RECTIFIERS
45 EA

International Rectifier
Suitable for car, motorcycle, industrial.

Tape heads

High quality, low cost REC/PLAY tape heads for replacement in most cassette recorders. Suits Vortex mechanisms, etc.

WMO HEADS also available... **\$2.99 EA \$10**



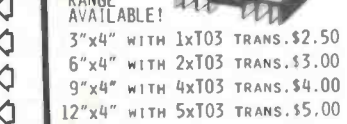
ex-computer gear

HEATSINKS

HUGE RANGE AVAILABLE!

3"x4" WITH 1xT03 TRANS. \$2.50
6"x4" WITH 2xT03 TRANS. \$3.00
9"x4" WITH 4xT03 TRANS. \$4.00
12"x4" WITH 5xT03 TRANS. \$5.00

WE HAVE LOTS MORE INCLUDING REALLY HEAVY DUTY 12"x8" FOR 10xT03 TRANS. (\$12.00), PLUS OTHERS SUITABLE FOR LARGE POWER SUPPLIES AND POWER AMPS - EVEN SMALL ONES, TOO!



High quality OIL-FILLED capacitors

TESTED, GUARANTEED ALL FAMOUS MAKERS.

2uF...1.500VDC...\$3.00
4uF...330VAC...\$3.00
5uF...330VAC...\$3.00
5uF...370VAC...\$3.00
6uF...600VDC...\$3.00
7uF...600VDC...\$3.00
7.5uF...440VAC...\$3.50
8uF...800VDC...\$3.50
8uF...660VAC...\$4.00
9uF...660VAC...\$4.00
10uF...300VDC...\$5.00
18uF...250VAC...\$4.50
40uF...370VAC...\$7.50



20 RF/IF/OSC coils assorted...\$2
12 assorted switches, slider, etc...\$2
15 tantalum capacitors, 3 ea. 5 values...\$2
30 various Greencaps...\$2
6 assorted ferrite rods, aerials...\$2
6 assorted tuning ganks PVC enl...\$2
30 3.5, 7, 10 watt resistors...\$2
30 assorted chokes, RF, video, etc...\$2
1 CB/ear stereo noise filter...\$2
1 de-soldering wick in dispenser 1 metre...\$2
1 car speaker fader, dual 25ohm pot...\$2
1 CB' cooling sprk grille for background music...\$2
6 PCB offcuts, assorted, handy sizes...\$2
20 IBM computer boards, assorted...\$2
1 12V car cassette head demagnetizer...\$2
1 220uF 350VW insulated can electro...\$2
1 560uF 47uF 160VW can electro...\$2
1 3300uF 63VW insulated can electro...\$2
1 4" Magnavox 15ohm speaker...\$2
1 6" x 4" Plessey 15ohm speaker...\$2
1 pair multi-aer test leads...\$2
2 250V chrome red bezel, miniature...\$2
4 1,000uF 25VW PCB electro...\$2
3 3A standard panel fuseholders, black...\$2
10 DPDT PCB mounting slide switches...\$2
1 PL-259 plug to 2 x PL259 plugs on lead...\$2
10 assorted triaxer capacitors, miniature...\$2
3 neon beads, std. panel apt 220-260V...\$2
1 47uF OIL (16 pin) mini switches...\$2
100 Molex IC socket pins, make your own...\$2
1 mono cassette tape erase head...\$2
2 2x277 germ. power trans. 40V, 15A, 150W...\$2
4 2 pin din plug/socket set, (8 pieces)...\$2
3 3 pin din plug/socket sets, (6 pieces)...\$2
6 3.5w plug/socket sets, (12 pieces)...\$2
20 ass't general purpose equipment knobs...\$2
2 metres 16 strand rainbow cable...\$2
6 2.1aw OR 2.5aw DC plug and socket sets...\$2

SEE THE HUGE RANGE IN-STORE!
IF YOU THINK WE PACK A LOT INTO OUR ADS, YOU SHOULD SEE WHAT'S IN OUR SHOPS!

NEW YEAR SELL-OUT!

SWITCHES

ROCKER SWITCHES
30c

WERE 80c, SAVE 50c

CHEAP IC'S

- 7401...0.22
- 7402...0.22
- 7404...0.22 74LS00...0.34
- 7405...0.42 74LS04...0.34
- 7406...0.42 74LS10...0.34
- 7408...0.30 74LS42...0.64
- 7410...0.22 74LS73...0.47
- 7413...0.42 74LS75...0.38
- 7420...0.30 74LS86...0.42
- 7427...0.30 74LS92...0.76
- 7430...0.30 74LS93...0.68
- 7432...0.30 74LS151...0.64
- 7441...0.90 74LS174...0.76
- 7446...0.55 74LS244...1.30
- 7473...0.40
- 7474...0.40 74S00...0.68
- 7475...0.50 74S373...1.30
- 7485...0.68
- 7486...0.51 4001...0.34
- 7490...0.45 4002...0.34
- 74116...1.60 4022...0.75
- 74132...0.60 4049...0.51
- 74150...0.90
- 74154...0.95 8797N...1.15
- 74160...1.20 9102...0.90
- 74188...1.95 9305...1.00
- REGULATORS 2102PC...1.00
- 78L12...0.34 2102A...1.70
- 79L05...0.51 2708L...6.50
- 7805...0.90 2716...15.00
- 7824...0.90 21L02N...1.70
- LM309K...1.50 SCHMITT...9.50

- 2 finned heatinks for TO-3 transistor...\$1
- 3 metres 18G 60/40 cored solder...\$1
- 2 240V 2 core mains power leads...\$1
- 1 1.5K 1W IRC AM pot...\$1
- 4 SPST pressure contact switches...\$1
- 1 Murata 5.5MHz 2 element ceramic filter...\$1
- 4 keyboard push switches, no caps...\$1
- 20 assorted low voltage lamps...\$1
- 10 0.68uF 35VW tag tantalum capacitors...\$1
- 8 2.2uF 25VW tag tantalum capacitors...\$1
- 4 15uF 35VW tag tantalum capacitors...\$1
- 10 47uF 6.3VW tag tantalum capacitors...\$1
- 10 assorted 1/8 shaft volume control knobs...\$1
- 1 edge connector 0.156" kit, to 80 way...\$1
- 1 value output transformer, 6.P...\$1
- 5 metres single shielded cable...\$1
- 3 metres twin shielded cable...\$1
- 7 9V battery clips for E/R 216...\$1
- 4 0.05uF 1KV poly capacitors...\$1
- 5 0.47uF 400V poly capacitors...\$1
- 5 0.68uF 250V poly capacitors...\$1
- 3 470uF 50VW PCB OR P/T electro...\$1
- 20 100uF 16VW PCB electro...\$1
- 100 1W resistor assortment...\$1
- 4 35V 1W 1825368 zener diodes...\$1
- 1 7824 24V 1A pos. voltage regulator 10-220...\$1
- 10 metres speaker cable, colour-coded...\$1
- 12 metres assorted colours hook-up wire...\$1
- 10 NE-2 neons, 90V working...\$1
- 8 6.3V NES dial lamps...\$1
- 3 8" x 3/8" diameter ferrite aerial rods...\$1
- 1 2 1/2" (57aa) diameter speaker 8 ohms...\$1
- 12 pot-nuts and washers...\$1
- 3 magnetic earphones for radio...\$1
- 5 0.22uF 250V AEE miniprint capacitors...\$1
- 4 0.47uF 250V Greencaps...\$1
- 20 0.047uF 100V poly capacitors...\$1
- 12 0.068uF 100V Greencaps...\$1
- 12 0.082uF 100V Greencaps...\$1
- 15 (5 each) 0.0047, 0.0056, 0.0068 Greencaps...\$1
- 20 0.015uF 100V poly capacitors...\$1
- 12 0.022uF 250V Philips metal poly capacitors...\$1
- 10 0.1uF 400V Ducon poly capacitors...\$1
- 6 0.1uF 630V Greencaps...\$1
- 3 4.0uF 400V poly capacitors...\$1

- 3 metres 3 core mains cable grey...\$1
- 1 Mono turnover phono cartridge, Ktel...\$1
- 4 5K transistor radio volume controls...\$1
- 3 20V 1A selenium bridge rectifiers...\$1
- 2 18 way edge connectors 0.25" spacing...\$1
- 5 DPDT mini slide switches PCB atg...\$1
- 20 RF/IF/OSC coils assorted...\$2
- 12 assorted switches, slider, etc...\$2
- 15 tantalum capacitors, 3 ea. 5 values...\$2
- 30 various Greencaps...\$2
- 6 assorted ferrite rods, aerials...\$2
- 6 assorted tuning ganks PVC enl...\$2
- 30 3.5, 7, 10 watt resistors...\$2
- 30 assorted chokes, RF, video, etc...\$2
- 1 CB/ear stereo noise filter...\$2
- 1 de-soldering wick in dispenser 1 metre...\$2
- 1 car speaker fader, dual 25ohm pot...\$2
- 1 CB' cooling sprk grille for background music...\$2
- 6 PCB offcuts, assorted, handy sizes...\$2
- 20 IBM computer boards, assorted...\$2
- 1 12V car cassette head demagnetizer...\$2
- 1 220uF 350VW insulated can electro...\$2
- 1 560uF 47uF 160VW can electro...\$2
- 1 3300uF 63VW insulated can electro...\$2
- 1 4" Magnavox 15ohm speaker...\$2
- 1 6" x 4" Plessey 15ohm speaker...\$2
- 1 pair multi-aer test leads...\$2
- 2 250V chrome red bezel, miniature...\$2
- 4 1,000uF 25VW PCB electro...\$2
- 3 3A standard panel fuseholders, black...\$2
- 10 DPDT PCB mounting slide switches...\$2
- 1 PL-259 plug to 2 x PL259 plugs on lead...\$2
- 10 assorted triaxer capacitors, miniature...\$2
- 3 neon beads, std. panel apt 220-260V...\$2
- 1 47uF OIL (16 pin) mini switches...\$2
- 100 Molex IC socket pins, make your own...\$2
- 1 mono cassette tape erase head...\$2
- 2 2x277 germ. power trans. 40V, 15A, 150W...\$2
- 4 2 pin din plug/socket set, (8 pieces)...\$2
- 3 3 pin din plug/socket sets, (6 pieces)...\$2
- 6 3.5w plug/socket sets, (12 pieces)...\$2
- 20 ass't general purpose equipment knobs...\$2
- 2 metres 16 strand rainbow cable...\$2
- 6 2.1aw OR 2.5aw DC plug and socket sets...\$2


PRE-PAK electronics

569-9797
PACK/POST: ADD 10% ORDER VALUE

SHOP: 1A WEST ST. LEWISHAM NSW
MAIL: P.O. BOX 43, CROYDON NSW 2132

open 7 days

SEE THE HUGE RANGE IN-STORE!
IF YOU THINK WE PACK A LOT INTO OUR ADS, YOU SHOULD SEE WHAT'S IN OUR SHOPS!



ALSO AT

PUNCHBOWL

1190 CANTERBURY RD,
PUNCHBOWL, NSW 2196
(NEAR ROSELANDS SHOPPING CENTRE)



750-2651

NOW 2 STORES FOR BIGGER BULK BUYING
POWER AND MORE CONVENIENT SHOPPING!



COMPUTER VDU & KEYBOARD

- 240V AC MAINS
- GREEN SCREEN MONITOR
- KEYBOARD EASILY ENCODED
- SELF-CONTAINED CABINET WITH MODERN "SWEEP-BACK" STYLE

\$199



10 only ex-computer (from a famous manufacturer) terminals avail. for desk-top mounting. Late model, untested but assumed working. Standard video input to monitor, keyboard output easily interfaced to hobbyist computer. MAIL ORDERS - FREIGHT ON BY COMET!

COMPUTERS

ASK OUR
PRICE?



- ON DISPLAY AT PUNCHBOWL -
- SORCERER
- APPLE II
- TRS-80 COLOR
- FULLY IMPORTED
- SEND SAE FOR A LONG LIST OF SOFTWARE.

ECONOMY FM MIC
88-108Mhz
Transmits to 50m range, condenser microphone.
Normally \$14

\$10

AUDIO MIXERS



\$82 NEW IMPROVED MODEL!
• 2 Mic channels, 2 Phono channels, 1 channel for Tape or Tuner • Magnetic or Ceramic Inputs • Tape output • 2 VU Meters to monitor output or Cue for each channel • Stereo or Mono

SAVE \$10

4 CHANNEL PLUS MASTER GAIN MIKE MIXER
See as above except has 4 mike inputs, all high or low, and no cue controls

\$64

5 BAND STEREO GRAPHIC EQUALIZER
240VAC MIXER

THE PRO MODEL

\$199

- Facilities for 4 stereo program input and 2 mic inputs
- Built in low noise preamplifier for magnetic phono and low or high impedance microphones
- Professional stereo slide controls
- Headphone circuits to monitor each input and output
- Talk switch to attenuate music up to 14dB to mic's can be used without readjusting music levels
- 5 channel stereo graphic equalizer section using separate slider controls
- Meters monitor the output of left and right channels independently.

BONUS: WITH ANY MIXER PURCHASE THIS MONTH WE WILL SUPPLY FREE HEADPHONES

HEAVY-DUTY SQUIRREL-CAGE BLOWERS
220V 300mm long x 100mm diam

- RUGGED, QUIET
- POWERFUL AIR FLOW
- SAFETY CUTOUT SWITCH
- FULLY TESTED AND G'TERO - EX COMPUTER

\$24



HERE WE ARE!

12V DC TO 240V AC POWER INVERTER

RUNS FRIGDES, TV's, RADIOS LIGHTS, ALMOST ANYTHING! REGULATED OUTPUT, 240V + 5% RMS 50HZ ± 0.5% INPUT 11-15V DC

\$209

NORMALLY \$249, SAVE \$40 with reversal switch, use as a battery charger, 7A output from 240V mains.



MINI RELAYS

\$1.49 EA.

240V AC HEAVY DUTY 10A CONTACTS 4 CHANGEOVER

SPDT 8 TO 15V DC, 225 OHMS, PCB MOUNTING

DPDT 24V, 700 OHMS, 5A CONTACT

Great value, worth over \$5 huge purchase enables us to sell for less than HALF! Buy 10+, \$2.25

Telescopic AERIALS for TV's

Both pivot and swivel

A As used by Philips

A 170 to 875mm POPULAR TYPE **\$1.95**

Pack of 10 **\$16**

B 250 to 920mm HEAVY DUTY **\$2.75**

Pack of 10 **\$22**

20V OR 40V MAINS TRANSFORMER
A&R PT5755 popular transformer reduced 33% 20V 2.5A or 40V 1.25A output, NOW...

\$15

10 FUSES FOR \$1

3AG

32mm x 6mm, TAKE YOUR PICK! 250mA, 500mA, 750mA, 1A, 1.5A, 2A, 3A, 5A, 7.5A, 10A, 15A, 20A, 25A, 30A, CHEAP!

TRY OUR PRICES

microphones

\$29

UNI DIRECTIONAL DUAL IMPEDANCE 500/30K Ohms 50-17KHZ Lc-77DR/H-580B

SAVE \$10 AS ABOVE COMPLETE with floor stand

\$49

Usually \$59

BONUS: PACK OF 5 CABLE CLIPS FREE!

P.A. EQUIPMENT

SPEAKER DUAL CONE \$6
8" x 8" x 10W

COMPLETE WITH LINE TRANSFORMER \$8

SPEAKER GRILLES WHITE FLUSH MOUNT 8" \$2

LINE OUTPUT TRANSFORMER 70V, 100V LINE \$3 EA

BONUS: 10 METRES SPEAKER CABLE WITH EACH SPKR/GRILLE

filter capacitors

TESTED AND GUARANTEED

100.000UF.. 5v..	\$2.50
150.000UF.. 5v..	\$3.00
25.000UF.. 10v..	\$2.00
100.000UF.. 10v..	\$3.00
150.000UF.. 10v..	\$3.50
51.000UF.. 15v..	\$4.50
60.000UF.. 15v..	\$5.50
140.000UF.. 15v..	\$5.50
39.000UF.. 20v..	\$3.00
10.000UF.. 25v..	\$3.00
30.000UF.. 25v..	\$4.50
50.000UF.. 25v..	\$4.75
60.000UF.. 30v..	\$5.00
3.100UF.. 40v..	\$2.00
21.000UF.. 40v..	\$4.50
2.000UF.. 50v..	\$2.00
8.000UF.. 50v..	\$3.00
23.000UF.. 50v..	\$5.50
20.000UF.. 55v..	\$6.00
30.000UF.. 60v..	\$6.50
9.400UF.. 75v..	\$4.50
4.800UF.. 200v..	\$6.00
3.200UF.. 300v..	\$6.00

HALF PRICE!

PUSH-BUTTON SWITCHES
only 4 for \$1.00

PCB MOUNTING SINGLE POLE PUSH "ON" MOMENTARY

Ideal for alarm equipment, custom keyboards, intercos etc. GREAT VALUE - LIMITED QUANTITY AVAIL.

resistors

All Wanted Values 1 ohm-10 Meg/ohm.

1/2 Watt **\$1.00** PACK ONE VALUE

PACKS OF 100 ASST. VALUES **\$2**

CAPACITORS

CERAMICS PACKS OF 100 ONE VALUE **\$4**

PACKS OF 100 ASST. VALUES **\$2**

BONUS: 11 PACKS FOR PRICE OF 10

Save on Hi-Fi SPEAKERS

8 INCH 25 WATT 3 WAY RMS PAIR ONLY

\$89

DON'T PAY UP TO \$159 OR MORE FOR 8 INCH 3 WAY SPEAKERS! THESE FACTORY-MADE SPEAKERS ARE IN BEAUTIFUL WALNUT WITH BLACK CLOTH. 8 OHMS

PUSH-BUTTON PHONE \$49

NEW MODEL WITH MUSIC GENERATOR and MUTE

Hand-held with MEMORY for last number REDIAL, fitted with a Telecom plug but currently not approved. WERE \$65.00!

LOW VOLTAGE MINIATURE LAMPS

5V 20mA
6V 60mA
12V 40mA
14V 80mA
24V 50mA
28V 40mA

50c EA

TAKE YOUR PICK! ACTUAL SIZE

BUY 10+ 42c, 100+ 35c
12V 120mA 20c ea

PARTY STROBE

BRAND NEW FACTORY WARRANTY

NORMAL PRICE \$29.95. SAVE NEARLY \$5

"Freeze" the action at your next party or theatrical show! Mains operated with a continually variable flash rate, housed in an attractive black vinyl box 150mm

\$25

FM MIKE

Dual purpose, wireless or conventional mike with lead! Omni-directional, with electret

\$21.98

3 POSITION STEREO SPEAKER SELECTOR

3 de-luxe toggle switches select any combination of 3 sets of remote speakers. Easy install, wall mounting, for 8-16 ohm speakers, with instructions.

FILL YOUR HOME WITH SOUND!

\$9.99

EDGE CONNECTOR

0.1" inch 35 Way

LAST FEW Pcs 0.1" pitch PCB edge connectors with 70 Gold-plated contacts at about HALF the usual price! BUY 10-\$3.90ea, 100-\$3.50

\$4.50

23 WAY EDGE CONNECTOR

0.1" inch GOLD-PLATED **\$3**

G.I.S. ELECTRONICS
SYDNEY'S NEW ELECTRONICS CENTRE

1190 CANTERBURY RD,
PUNCHBOWL 2196
NEAR ROSELANDS SHOPPING CENTRE

TRADING HOURS
MON-FRI: 9:00AM-5:30PM
SAT: 8:30AM-5:00PM

Fast Mail Orders
PACK/POST: ADD 10% ORDER VALUE

Infrared 'trip' relay


Cut the beam of invisible light and 'trip' a relay or alarm — this simple project can be used as an automatic 'door minder', door opener, a burglar alarm or whatever.

Phil Wait
William Fisher

EVERYONE is familiar with the kind of door that's operated by an invisible beam. As you approach the door your body interrupts the beam, which triggers a switch to open the door. The same principle can be used for other things as well, like a 'door minder' alarm. The beam is set up across the doorway and when a person walks through it an alarm is set off.

This project is the basis of such a system. It comprises a transmitter which emits a beam of infrared radiation and a receiver which detects that radiation. As long as the receiver continues to receive the radiation nothing happens, but if the beam is interrupted a relay is energised (or 'tripped') and latched on for a fixed period of time. The contacts of this relay could carry the current for any 12 volt device, like a lamp, a piezoelectric siren, a small motor or whatever the application calls for. At the same time as the relay is energised, a low-level oscillator is switched on so that a buzzing noise can be heard through a loudspeaker if this is wanted.

The infrared beam is produced by two infrared light emitting diodes. These are just like any other LED, except that the light they emit has a longer wavelength. They use quite a lot of current, so to prevent batteries going flat too quickly they are supplied with very brief pulses of current at intervals of a few milliseconds, so that they emit short, intense bursts of radiation. This also makes it easier to detect the radiation. The range of the system is about two metres, which we thought was adequate for many applications. You could increase the range to about three metres by using two transmitters instead of one, but to increase it further requires a disproportionate amount of power. The range is inversely proportional to the square of the radiated power, so that doubling the range means quadrupling the amount of radiation transmitted, tripling the range means increasing the transmitted radiation by nine times, and so forth.



Construction

We recommend that you use our designs of printed circuit boards to construct the transmitter and receiver, but they are not essential.

Start by mounting the resistors on both boards, referring to our layout diagrams for their positions. Like all the components, these go on the plain side of the board, with their leads pushed through the holes and soldered to the tracks on the other side. Next, solder in all the capacitors on both boards, making sure that all the electrolytic or tantalum capacitors are correctly oriented with their positive leads at the ends we have shown.

Now mount the two infrared LEDs (LED1 and LED2) on the transmitter board. They must go in the right way round, with their cathodes (marked k on our diagrams) at the correct end. After that, mount the two transistors on the transmitter board (Q1 and Q2), making

sure that their base, emitter and collector leads (marked b, e and c on our diagrams) are in the correct positions.

Turning to the receiver board, mount the two potentiometers (RV1 and RV2), then insert the diode (D1) and the infrared detecting diode (IRD1), making sure their cathodes are at the correct ends. In the case of IRD1 you also have to make sure that the sensitive side, of the diode faces away from the board so that it can be pointed at the transmitter. The diode has two faces, one flat and one bevelled near the top, the flat side being the sensitive side. Mount IRD1 high enough above the board for it to be bent over to face the proper way.

Then mount the two transistors (Q1 and Q2), making sure you get all their leads in the right places. After that you can tackle the integrated circuits (IC1, IC2 and IC3). Make sure you put them in with the notch or spot at the same end

PARTS LIST — ETI 570

ETI-570a Transmitter

Resistors all ½W, 5%
 R1 47R
 R2 10M
 R3 3R3

Capacitors

C1 1n greencap
 C2 100u/16 V electro.

Semiconductors

LED1,2 CQY89A or similar
 Q1 BC558, BC178 or similar
 Q2 BFY50 or similar

Miscellaneous

ETI-570a pc board; case to suit, etc.

ETI-570b Receiver

Resistors all ½W, 5%

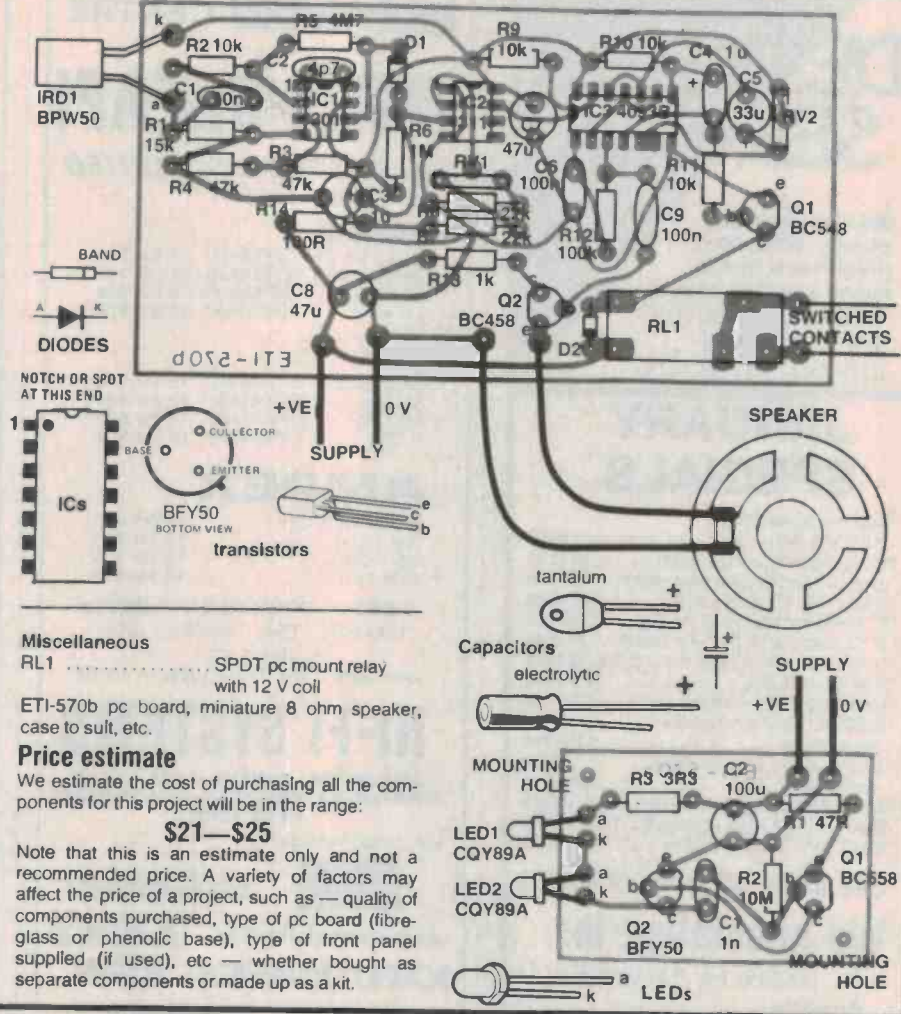
R1 15k
 R2, R9-R11 10k
 R3, R4 47k
 R5 4M7
 R6 1M
 R7, R8 22k
 R12 100k
 R13 1k
 R14 100R
 RV1 100k min. vertical mount trimpot.
 RV2 1M min. vertical mount trimpot.

Capacitors

C1 10n greencap
 C2 4p7 ceramic
 C3, C4 1u/16 V tantalum
 C6, C9 100n greencap
 C5 33u/16 V tant, or RBLL
 C7, C8 47u/16 V electro

Semiconductors

D1 1N914, 1N4148 or sim
 D2 1N4002, etc.
 IRD1 BPW50 or similar
 Q1, Q2 BC548, BC108 or similar
 IC1 301
 IC2 311
 IC3 4093B



Miscellaneous

RL1 SPDT pc mount relay with 12 V coil

ETI-570b pc board, miniature 8 ohm speaker, case to suit, etc.

Price estimate

We estimate the cost of purchasing all the components for this project will be in the range:

\$21—\$25

Note that this is an estimate only and not a recommended price. A variety of factors may affect the price of a project, such as — quality of components purchased, type of pc board (fiberglass or phenolic base), type of front panel supplied (if used), etc — whether bought as separate components or made up as a kit.

as our layout diagrams show, and take care when soldering them in that you don't overheat them. Use a reasonably small bit, don't spend too long over each pin and allow the whole IC to cool down for a few seconds between soldering each of the pins.

Finally mount the relay, connect the loudspeaker to the board (using insulated hookup wire), attach two insulated leads for the power supply, and attach the battery clip to the transmitter board. The transmitter and receiver are now both completed.

Setting up

Connect a 12 volt battery or power supply. Adjust RV1 for minimum resistance. With the transmitter turned off, increase the value of RV1 until the relay just operates. You will notice that the relay will switch off as the latch resets at the end of the timing period, then switch on again as the latch is set again.

Turn on the transmitter and move it away from the receiver, keeping the two

LEDs pointing towards the receiver all the time. You should be able to move two metres away without anything happening. If you find that the receiver is not sensitive enough, you can add another infrared receiving diode in parallel with IRD1 to increase the amount of radiation it picks up. If the range is OK, check that the relay operates when the beam is broken.

The volume of sound from the speaker can be altered by altering the value of R13. Reducing the value of R13 increases the volume, increasing R13 reduces it. You can also vary the time that the relay contacts are closed by varying the setting of RV2.

Housing

As individual applications of this project will vary widely, we have not described how to house it in any specific way. However, a few hints may help. The transmitter could be housed in any convenient small container, such as a jiffy box or even a cheap plastic soapholder from a chain store. The two infrared

LEDs can be mounted in any convenient position, secured with common LED 'collar' mounts. When mounting the LEDs, keep in mind how you will mount the transmitter box so that the LEDs face in the desired direction.

The receiver can also be mounted in any suitable housing. The infrared receiver diode may be mounted off the pc board or the board positioned so that the diode is held against a hole cut in one side of the case. Alternatively, the receiver diode may be mounted on a tag-strip bolted in an appropriate position. You can secure a small piece of infrared filter plastic over the hole in the case. This will provide some physical protection for the diode. Kodak 'Wratten 89c' or a similar type of filter plastic will do. Make sure you correctly identify the sensitive face of the diode.

For outdoor applications, where the units may be exposed to the weather, we recommend you use aluminium diecast boxes. They're more expensive than other housings, but they're very robust and can be sealed against the weather. ▶

RADIO DESPATCH SERVICE

869 George Street,
Sydney, NSW. 2000.
(Near Harris Street)
Phone 211-0816, 211-0191.
WE ARE DISTRIBUTORS
FOR: — "INTERSIL"
INTEGRATED CIRCUITS

JANUARY SPECIALS

Power transformer PRIM: 240V SEC: 24V — 10VA	\$5.00
CC-250 Universal polarity checker	\$4.00 ea
"Jabel" 3 Pole 2 Position rotary switch	\$0.75 ea
"Adcola" S30 12W Soldering Iron	\$17.40 ea
"D" Connector ADIN-IS-25 Pin Plug	\$4.00 ea
"D" Connector ADIN-IS-25 Pin Socket	\$5.20 ea
"D" Connector Cover HD25 to suit above	\$2.84 ea
"Adel" Nibbling tool	\$13.00 ea
"Lotring" 3212 30W Soldering iron	\$15.54 ea
"M/SOUND" JN'R Groovemaster record cleaner	\$2.75 ea
"ARLEC" PC351 electronic speed control unit	\$21.65 ea
"SOAR" ME-531 digital multimeter L.C.D.	\$79.00 ea
"SOAR" ME-532 digital multimeter L.C.D.	\$59.95 ea
"SOAR" ME-533 digital multimeter L.C.D.	\$49.95 ea

See us for all types of valves

We specialise in:

- PC Boards for ETI and EA projects.
- Scotchcal labels made under order for ETI and EA projects 1979 and onwards.

TEXAS CALCULATORS

	Exempt Tax	Including Tax
TI-59	\$224.00	\$255.40
TI-58C	\$135.00	\$152.36
TI-PC100C Printer	\$205.00	\$231.50
TI-55	\$54.27	\$60.96
TI-54 (New Model)	\$36.96	\$41.58
TI-50	\$36.96	\$41.58
TI-40 (New Model)	\$32.84	\$36.95
TI-30/11 L.C.D.	\$17.20	\$19.00
TI-Speak and Spell Learning Aid	\$69.53	\$78.25
TI-Spelling Bee Learning Aid	\$46.96	\$52.84
TI-Little Professor Learning Aid	\$17.20	\$19.30
TI-Dataman	\$23.63	\$26.57

MAIL ORDER CUSTOMERS:
MIN. PACK AND POSTAGE\$2.50
MIN. INTERSTATE PACK AND POSTAGE\$3.00

OPEN: Mon-Fri 8 am to 5.30 pm.
Thursday night late shopping until
8.30 pm. Saturday 8 am to
11.45 am.

AMS MAIL
ORDER
CENTRE

TAPES CHEAP!

BULK TAPES DISCOUNTED

Maxell

UDXL IIS C90	EPITAXIAL	12 for \$58
UDXL II C90	EPITAXIAL	12 for \$49
UDC 90	EPITAXIAL	12 for \$38
LN C90	EPITAXIAL	12 for \$26

TDK

SA-X C90	EPITAXIAL	10 for \$49
SA C90	EPITAXIAL	10 for \$39
AD C90	EPITAXIAL	10 for \$30
D C90	EPITAXIAL	10 for \$24

AMPEX

NEW GM II C90	10 for \$42
GM I C90	10 for \$35
EDR C90	10 for \$29
ELN C90	10 for \$23

VIDEO — OPEN REEL — METAL
MAXELL, TDK, AMPEX, AKAI
— Send for
complete Tape Price Lists — FREE

HI-FI SYSTEMS

AMPLIFIERS, TUNERS, TAPE DECKS,
TURNTABLES, SPEAKERS, HEADPHONES,
RECEIVERS.

Our range includes:

Sansui **PIONEER**
marantz **AKAI**
SOUND DYNAMICS **KSW**

CAR SOUND

RECEIVERS, TAPE PLAYERS, BOOSTERS,
EQUALISERS, SPEAKERS — Including:

PIONEER **VOXSON**
ACCESSORIES

CARTRIDGES, STYLII, CLEANERS,
DEMAGNETISERS, DISCWASHER

eei — PARABOLIC STYLUS —
Complete Range

ortofon Moving Coil and
Magnetic Cartridges

Ring or Write for Free Price Lists!

TAPE ORDERS:

Add: Pack and Post \$2.00 per Order
and send cheque/money order to:

AMS

MAIL ORDER CENTRE
135 HAWTHORN ROAD,
CAULFIELD, VIC. 3162
(03) 528 1149

Stock at prices shown available at time
of going to press.

JIL SX-200, A BETTER SCANNING MONITOR RECEIVER.



Monitors over 33,000 frequencies from
26 to 88 MHz, 108 to 180 MHz and 380
to 514 MHz. Bands included within this
range are HF and UHF CB, 27 and 155
MHz MARINE, Australian LOW
BAND, AIRCRAFT band, VHF
SATELLITE band, 10 Mx, 6 Mx, 2 Mx
and 70CMx AMATEUR BANDS, VHF
High BAND as well as UHF two-way
band.

Mechanically rugged the SX-200 uses high
quality double-side Epoxy-Glass printed
circuit boards throughout. Some of its
other outstanding features include 3
MODE SQUELCH circuitry which allows
the lockout of spurious and carrier only
signals, extremely low spurious count, AM
and FM detection on all bands, FINE
TUNING control for off channel stations,
240 VAC on 12 Volt DC operation,
Accurate QUARTZ CLOCK, Squelch
operated OUTPUT for switching a tape
recorder etc, 16 Memory channels,
MEMORY BACKUP which lasts up to two
years, high SENSITIVITY and SIGNAL
TO-NOISE ratio on all bands, CRYSTAL
FILTER for excellent SELECTIVITY and
easy servicability due to component layout
as well as a 90 day warranty.

Its high quality and performance is testified
by the fact that it is in use by a large
number of State government and Federal
bodies including most state and federal
police departments.

Contact GFS, the Australian
Distributors, or our interstate outlets
for full technical specifications.

We also market a range of pocket
scanning receivers and transceivers.
Contact us for full details.

PRICE \$512 INCL S.T. + \$8 P&P
SERVICE MANUAL \$10 + \$1 P&P
SCAN-X BASE ANTENNA \$48 + \$8 P&P

GFS Electronic Imports
15 McKeon Road
Mitcham, 3132 Vic
TLX 38053 GFS

ROD IRVING ELECTRONICS

425 HIGH STREET, NORTHCOTE 3070, MELBOURNE PH (03) 489-8131

KITS

NOW A \$99 Computer!



Plugs into any TV!

ETI 660

No one would have believed it a few years ago. Features include: colour capability, operates from optional 9V plugpack, 1K memory expandable to 3K on-board, simple board construction, cassette interface, audio output (play tunes), simple to program (uses Chip-8). Expansion projects coming up include: ASCII keyboard, light pen, games software etc. (So we are told).
 Starter Kit (1K RAM, B&W video) \$99.00
 9V, 200mA plugpack to suit \$6.50
 Colour video option \$8.00
 RAM EXPANSION (add to PCB) \$16.00

As with all new kits, please phone first to check stocks. We expect the kit to be in stock some time in Oct 1981.

ETI 475 AM Tuner



Case slightly different from one shown.

\$89.00

\$100 Prom Board

ETI 682
 KITS \$115.00
 PCB \$69.00



ETI 476 Series 3000



\$84.00

ETI 568 Light & Sound Flash Kit



\$25.00

Series 5000 Mosfet \$275.00
Series 5000 Preamp \$235.00




ETI 477 Series 5000 Mosfet Power Amp
 All parts individually available **\$58.00**

COME IN AND HEAR THE SOUND

ETI 729 UHF TV Masthead

\$34.00



ETI1501 Negative Ion Generator

\$39.00



THIS MONTH'S KITS



ETI-824 SLOT CAR SUPPLY
 The simple, inexpensive solution.
 P.O.A.



ETI-825 SLOT CAR CONTROLLER
 The all-singing, all-dancing controller featuring electronic fuel tank, protection, etc. etc.
 P.O.A.



ETI-333 REVERSING ALARM
 Don't back into anyone! Now they'll hear you coming. Alarm operates on 6 V or 12 V systems. Simple to build.
 P.O.A.



ETI-570 INFRARED RELAY
 Simple to build and operate 'door minder' or whatever.
 P.O.A.



ETI-159 10-15 V METER
 Expanded scale meter for 12 V battery systems, power supplies, etc.
 P.O.A.



ETI-259 INCREMENTAL TIMER
 Versatile timer for doing photographic prints, pc boards, boiling eggs even!
 P.O.A.

Please phone or write for full list of kits available

EA DIGITAL STORAGE CRO KIT



\$78

ETI 256 HUMIDITY METER



\$19.50

ETI330 CAR ALARM



\$32.00

ETI 329 Expanded Scale Vehicle Ammeter



\$17.00

ETI 458 LED LEVEL METER



\$27.50

ETI 572 Digital PH Meter



\$97.50

ETI 567 Core-Balance Relay



\$42.00

UNIVERSAL RELAY BOARD ETI 257



\$12.50

ETI 258 MINI DRILL CONTROL



ANALOGUE & DIGITAL STORAGE CRO KIT



\$169

KITS

Playmaster Graphic Analyser kit \$99.50
 EA 79SF9 Sound Flash Trigger \$15.00
 ETI 585A Ultra Sonic RX \$15.95
 ETI 585T Ultra Sonic TX \$8.95
 ETI 576 Electromyogram kit \$89.00

ETI 147 Oct 80 Electronic Load kit parts \$75.00
 ETI 327 Turn-Hazard Unit kit parts \$22.00

EA Car Battery Voltage Monitor Oct EA kit parts \$6.50
 EA Bipolar Train Controller Nov 80 kit parts \$26.00
 EA Digital Storage CRO Adaptor Nov 80 kit parts \$78.00
 EA Light Beam Relay Nov 80 kit of parts \$13.00
 EA RS232 Printer Interface Nov 80 kit parts \$15.00

EA Digital Engine Analyser Oct 80/80TM8a 10 Kit parts Inc. front panel \$49.50

Bankcard Mail Orders Welcome
 Please debit my Bankcard

Bankcard No.....

Expiry Date.....

Name.....

Signature..... ETI 2/11/81

TO ORDER: Heavy items sent Comet Freight on. Mail Order phone 481-1436. Wholesale Customers phone: RITRONICS WHOLESALE 489-7099. Mail Orders to P.O. 235 Northcote 3070. Minimum P&P \$2. Add extra for heavy items, registration and certified mail. Prices, spec. subject to change without notice.

ROD IRVING ELECTRONICS
 425 HIGH STREET, NORTHCOTE 3070, MELBOURNE PH (03) 489-8131

Project 570

HOW IT WORKS

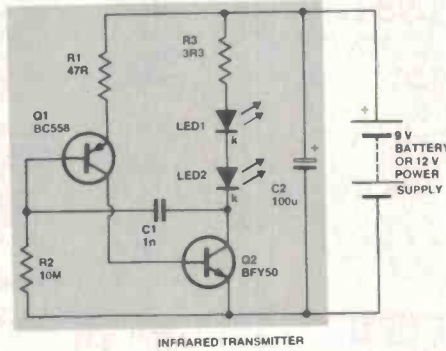
TRANSMITTER

A serial multivibrator allows frequent short pulses of current through two infrared LEDs, so that they emit pulses of radiation towards the receiver. To ensure a reasonable battery life, the duration of each pulse is kept short compared to the interval between pulses. Because the pulse length is short, the LEDs can pass a current of more than one ampere without burning out, thereby producing a high level of radiation that can be detected at a distance of about two metres. The radiation output is further increased by using two LEDs in series.

When the circuit is turned on, the base of Q2 is at a low voltage and Q2 is therefore turned off. This means that Q2's collector is at a voltage close to the battery supply voltage. A small current therefore flows through R3, LED1, LED2, C1 and R2 to ground. The voltage drop across R3 caused by this current keeps the base of Q1 at a 'high' voltage, so that Q1 is turned off. As C1 charges, it develops a voltage across its plates that opposes the flow of current through R3. The voltage on the base of Q1 therefore starts to drop, and when it has dropped about 0.7 volts below the supply voltage, Q1 turns on. This allows current to flow through the base-emitter junction of Q2 and turn that transistor on also, so that a large current can flow through R3 and the two LEDs.

The current through Q2 is large because of the low value of R3, and the high internal resistance of the battery means that it cannot supply this current without a considerable drop in the voltage across its terminals. The current therefore comes mainly from the discharging of capacitor C2. Once C2 has discharged, the low voltage across the battery terminals cannot drive enough current through R1 and Q1 to keep Q2 turned on, so this transistor turns off again, cutting off nearly all the current through the LEDs and allowing the battery voltage to rise again.

While Q2 is turned on, its collector voltage is low, which allows C1 to discharge, so that when Q2 turns off again the circuit is in the same state as it began in and the whole cycle repeats itself over and over again until power is turned off. The frequency of the pulses depends on the time taken for C1 to charge (which depends mainly on the battery voltage and the values of C1 and R2). The duration of each pulse depends on the time taken for C2 to discharge (which depends mainly on the battery voltage and the values of C2 and R3). The values we have specified for components give pulses a few microseconds long at intervals of a few milliseconds. The peak



current through the LEDs is about one amp, but the average current is only about one milliamp.

RECEIVER

The pulses of infrared radiation emitted by the transmitter are detected by an infrared receiving diode and amplified by an op-amp. The output pulses from the op-amp are used to keep a capacitor discharged, and a comparator IC compares the voltage across this capacitor to a reference voltage. As long as the reference voltage is higher, the comparator puts out a 'high' voltage and nothing happens. When the infrared beam is interrupted, there are no current pulses to keep the capacitor discharged, so its voltage rises and the comparator output swings low. This low voltage operates a latch, one of whose outputs switches on a transistor to allow current through a relay to close its contacts. The other latch output switches on an oscillator to produce a tone in a loudspeaker. When a set period of time has elapsed, the latch is automatically reset, cutting off current to the relay and loudspeaker.

When a pulse of infrared radiation strikes the receiving surface of the reverse-biased infrared receiving diode (IRD1), it conducts a pulse of current. The voltage drop across R1 caused by this current pulse is applied to the inverting input of op-amp IC1 via coupling capacitor C1. The non-inverting input of IC1 is held at a steady voltage by the potential divider R3 and R4. Negative feedback through R5 sets the gain of IC1 at around 500. Since the input pulses are applied to the inverting input of IC1, the amplified output pulses are negative-going.

The diode D1 passes only the negative pulses, which discharge capacitor C3. Because R6 has a high value, C3 cannot charge much between pulses, so that a

continuous series of pulses from the transmitter keeps C3 discharged, with a low voltage across its plates. If the beam from the transmitter is interrupted, C3 charges up and the voltage across it rises.

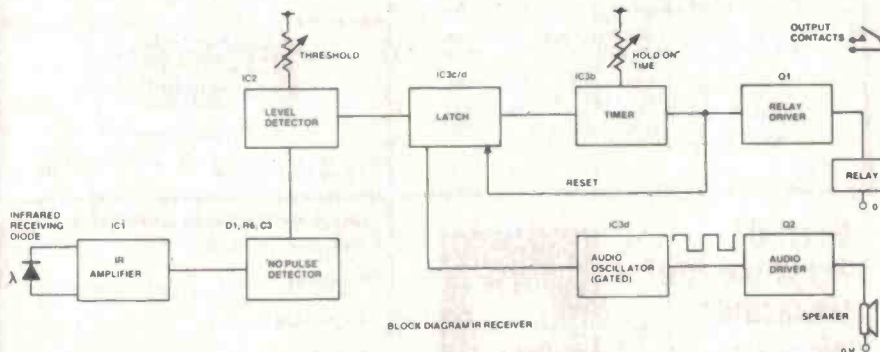
IC2 is a comparator. Its output (at pin 7) is high when the voltage on pin 2 is higher than the voltage on pin 3. If the voltage on pin 3 is higher than the voltage on pin 2, the output of IC2 is low. Pin 2 is held at a constant preset voltage by the potential divider chain of R7, RV1 and R8. When pulses are being received, C3 is discharged and the voltage on pin 3 is therefore low; when the beam is interrupted, C3 charges up and the voltage on pin 3 rises, switching the output of IC2 from high to low.

IC3b, IC3c and IC3d are Schmitt-triggered NAND gates connected as a latch circuit. If either of the inputs of a Schmitt-triggered NAND gate is low, then its output is high. If both inputs rise above a 'threshold' voltage, the output goes low. If either input then falls below a second threshold voltage, the output goes high again.

When power is first turned on to the circuit, pins 5 and 6 of IC3b are held high via RV2, so that its output (pin 4) is low. This means that current can flow through R10 and C4 to pin 4 of IC3b and the voltage drop across R10 caused by this current makes pin 8 of IC3c go low. Output pin 10 of IC3c therefore goes high and so does input pin 12 of IC3d. If pulses are being received from the transmitter, pin 13 of IC3d is also high, so that output pin 11 is low. Input pin 9 of IC3d is therefore held low also, and this low on pin 9 keeps the output of IC3c high, even after pin 8 goes high again, because capacitor C4 has charged up and stopped current flowing through R10.

When the pulses are interrupted, pin 13 of IC3d goes low, sending output pin 11 high. Pin 9 therefore goes high too and since pin 8 is also high, output pin 10 goes low. Current then begins to flow through RV2 and C5 to pin 10, causing a voltage drop across RV2 which sends pins 5 and 6 of IC3b low. Output pin 4 of IC3b therefore goes high and current flows from this pin through R11 to turn on transistor Q1, allowing current through the relay to close its contacts. At the same time, the high on pin 11 of IC3d is applied to input pin 2 of IC3a, which is another Schmitt-triggered NAND gate configured as a square wave oscillator. Capacitor C5 slowly charges up from current through RV2, developing an increasing voltage across its plates. After a while, the voltage on C5 forces the inputs of IC3b above the threshold voltage and its output (pin 4) goes low, cutting off the bias current to Q1, which therefore turns off and stops current to the relay so that its contacts open again. The low on pin 4 of IC3b allows a pulse of current to flow through R10 and C4, which resets the latch.

When pin 2 of IC3a goes high, the other input (pin 1) is initially low, so that output pin 3 is high. This allows current to flow from pin 3 through R12 and C6 to ground. At first the voltage drop across R12 caused by this current keeps pin 1 low, but after a short time C6 has charged up and developed a voltage across its plates, which forces pin 1 above the threshold level. Pin 3 therefore goes low and C6 discharges into it through R12. As C6 discharges, its voltage drops and after a little while pin 1 drops below the threshold, so that pin 3 goes high again. The oscillator is then in the same state it began in and the process repeats itself over and over again, producing



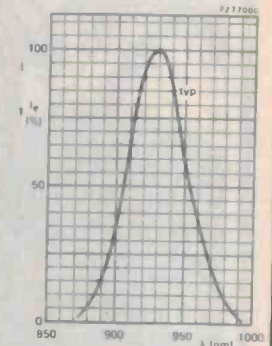
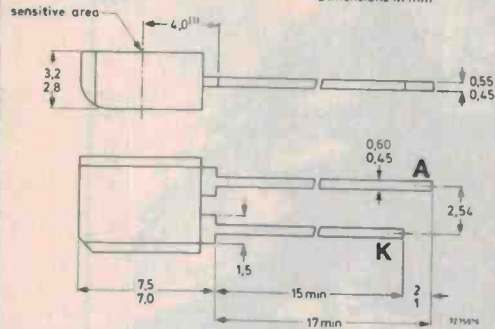
SILICON PHOTO P-I-N DIODE

Silicon photo p-i-n diode in a plastic envelope with an infrared filter.

QUICK REFERENCE DATA

Continuous reverse voltage	V_R	max. 32 V
Total power dissipation up to $T_{amb} = 47,5\text{ }^\circ\text{C}$	P_{tot}	max. 150 mW
Junction temperature	T_j	max. 100 $^\circ\text{C}$
Dark reverse current	$I_R(D) <$	30 nA
$V_R = 10\text{ V}; E_g = 0$		
Light reverse current	$I_R(L) >$	30 μA
$V_R = 5\text{ V}; E_g = 1\text{ mW/cm}^2; \lambda = 930\text{ nm}$		
Wavelength at peak response	λ_{pk}	typ. 930 nm
$V_R = 5\text{ V}$	A	typ. 5 mm ²
Sensitive area		

MECHANICAL DATA

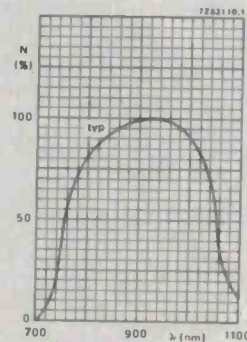


GaAs LIGHT EMITTING DIODE

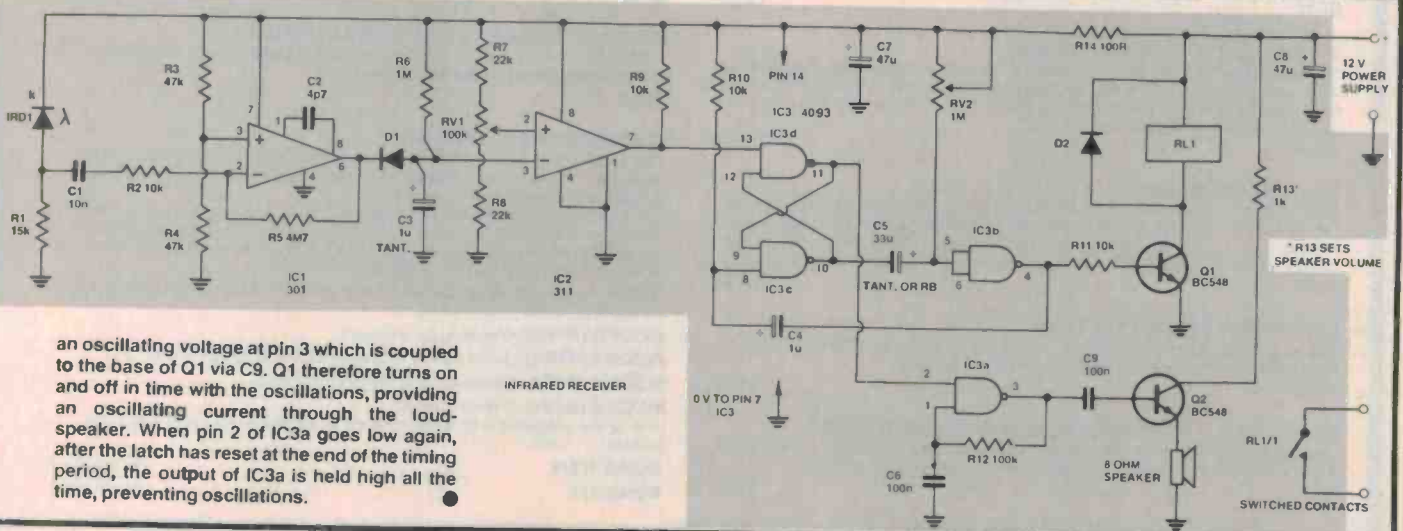
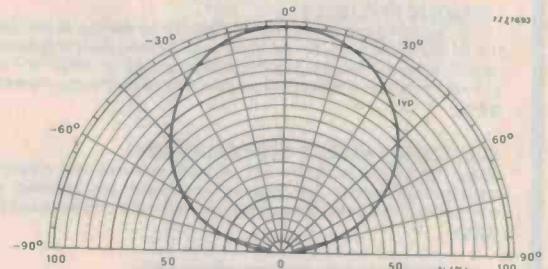
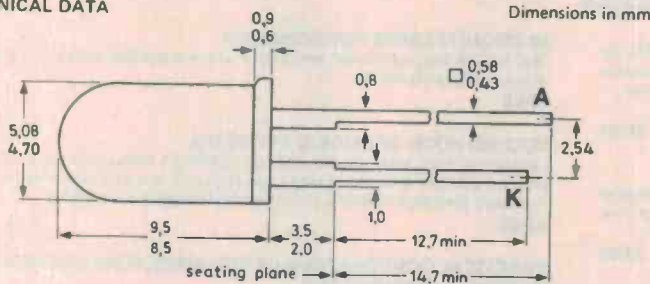
Epitaxial gallium arsenide light emitting diode intended for remote-control applications. It emits radiation in the near infrared when forward biased. Infrared translucent epoxy encapsulation (dark blue).

QUICK REFERENCE DATA

Continuous reverse voltage	V_R	max. 5 V
Forward current (d.c.)	I_F	max. 130 mA
Total power dissipation up to $T_{amb} = 25\text{ }^\circ\text{C}$	P_{tot}	max. 215 mW
Junction temperature	T_j	max. 100 $^\circ\text{C}$
Radiant intensity (on-axis) at $I_F = 100\text{ mA}$	I_e	$> 9\text{ mW/sr}$
		9 to 20 mW/sr
	I_e	$> 15\text{ mW/sr}$
Wavelength at peak emission	λ_{pk}	typ. 930 nm



MECHANICAL DATA





LM 3900 IC PROJECTS

Unlike conventional op-amps, the LM 3900 can be used for all the usual applications as well as many new ones. It's one of the most versatile, freely obtainable and inexpensive devices around. This book provides the groundwork for simple and advanced uses — it's much more than a collection of projects. Very thoroughly recommended.

BP50 \$4.55

ELECTRONIC MUSIC & TAPE RECORDING

Shows how electronic music can be made at home with simple and inexpensive equipment. Describes how sounds are created and recorded to build up final compositions. Includes how to build a small studio including mixer and effects units.

BP51 \$4.20

LONG DISTANCE TV RECEPTION (TV-DX)

Written by UK authority, the book includes many units and devices made by active enthusiasts. A practical and authoritative intro to this unusual aspect of electronics.

BP52 \$6.60

YOUR CALCULATOR & YOUR MONEY

How to get the most out of your calculator — in particular calculating mortgages, car costs, insurance, fuel, shopping, gambling, income tax etc. Also includes interest rates, savings, shares plus the use of a calculator in small businesses. This book could save you hundreds of \$\$\$\$\$\$\$.

BP54 \$4.55

RADIO STATIONS GUIDE

Eight sections covering: European LW/AM; European, Near East and N. African MW/AM; World-wide SW/AM; European FM/VHF; Broadcast band USA; Broadcast band Canada; Local UK; Wavelength/frequency conversion. Book shows station site, country, frequency, wavelength, effective radiated power and, in some cases, call sign.

BP55 \$5.90

ELECTRONIC SECURITY DEVICES

Simple and also sophisticated alarms using light, infra-red and sonics; also gas and smoke detectors, flood alarms, doorphone and baby alarms etc.

BP56 \$4.90

HOW TO BUILD YOUR OWN SOLID-STATE OSCILLOSCOPE

Project divided into sections for builder individually to construct and test — then assemble into complete instrument. Includes short section on 'scope usage.

BP57 \$5.05

Having electronic problems?

*Better buy a Babani
book or two from ETI
—before things start
getting really serious!
BIG price reductions!*

50 CIRCUITS USING 7400 SERIES ICs

7400 ICs are freely obtainable, inexpensive and very versatile. Here's 50 interesting and useful circuits using this IC.

BP58 \$4.55

SECOND BOOK OF CMOS IC PROJECTS

Leading on from book number 224 '50 CMOS IC PROJECTS', this second book provides a further selection of useful circuits mainly of a fairly simple nature. Contents have been selected to ensure minimum overlap between the two books.

BP59 \$5.05

PRACTICAL CONSTRUCTION OF PRE-AMPS, TONE CONTROLS, FILTERS, & ATTENUATORS

How to construct a variety of magnetic tape recording, microphone, and disc pre-amps, plus tone controls, rumble & scratch filters, attenuators and pads etc. etc.

BP60 \$4.90

BEGINNER'S GUIDE TO DIGITAL ELECTRONICS

Covers all essential areas including number systems, codes, constructional and sequential logic, analog/digital/analog conversion.

BP61 \$3.20

ELEMENTS OF ELECTRONICS

This series provides an inexpensive intro to modern electronics. Although written for readers with no more than basic arithmetic skills, maths is not avoided — all the maths is taught as the reader progresses.

The course concentrates on the understanding of concepts central to electronics, rather than continually digressing over the whole field. Once the fundamentals are learned the workings of most other things are soon revealed. The author anticipates where difficulties lie and guides the reader through them.

BOOK 1 (BP62): All fundamental theory necessary to full understanding of simple electronic circuits and components.

BOOK 2 (BP63): Alternating current theory.

BOOK 3 (BP64): Semiconductor technology leading to transistors and ICs.

BOOK 4 (BP77): Microprocessing systems and circuits.

BOOK 5 (BP89): Communications.

This series constitutes a complete inexpensive electronics course of inestimable value in hobby or career.

Books 1/2/3

\$7.60 (each)

Books 4/5

\$9.95 (each)

SINGLE IC PROJECTS

Simple to build projects based on a single IC. A few projects use one or two transistors as well. A strip board layout is given for each project plus special constructional and setting up info. Contents include low level audio circuits, audio power amps, timers, op-amps and miscellaneous circuits.

BP65 \$5.05

BEGINNER'S GUIDE TO MICROPROCESSORS & COMPUTING

Introduction to basic theory and concepts of binary arithmetic, microprocessor operation and machine language programming. Only prior knowledge assumed is very basic arithmetic and an understanding of indices.

BP66 \$5.90

COUNTER DRIVER AND NUMERAL DISPLAY PROJECTS

Well-known author F.G. Rayer features applications and projects using various types of numeral displays, popular counter and driver ICs, etc.

BP67 \$5.90

CHOOSING AND USING YOUR HI-FI

Provides fundamental info invaluable when buying hi-fi. Explains tech, specs, and advice on minimum acceptable standards and specs for adequate sound. Also invaluable advice on how to buy and install and maximise your equipment's potential. Includes glossary of terms.

BP68 \$5.55

ELECTRONIC GAMES

How to build many interesting electronic games using modern ICs. Covers both simple and complex circuits for beginner and advanced builder alike. Good one!

BP69 \$5.90

TRANSISTOR RADIO FAULT-FINDING CHART

How to trace most common faults quickly. Top of chart indicates faults — users then follow arrows indicating checks in correct sequence until fault is cleared. Clever one!

BP70 \$1.85

ELECTRONIC HOUSEHOLD PROJECTS

Most useful and popular projects for use around the home. Includes two-tone buzzer, intercom, smoke and gas detectors, baby alarm, freezer alarm etc. etc.

BP71 \$5.90

A MICROPROCESSOR PRIMER

This small book takes the mystery out of microprocessors. It starts with a design for a simple computer described in language easy to learn and follow. The shortcomings of this basic machine are then discussed and the reader is shown how these are overcome by changes to the instruction set. Relative addressing, index registers follow as logical progressions. An interesting and unusual approach.

BP72 \$5.90

REMOTE CONTROL PROJECTS

Covers radio, infra-red, visible light, ultrasonic controls. Full explanations are provided so that the reader can adapt the projects for domestic and industrial as well as model use.

BP73 \$6.60

ELECTRONIC MUSIC PROJECTS

Provides constructors with practical circuits for the less complex music equipments including fuzz box, waa-waa pedal, sustain unit, reverb and phaser, tremolo generator etc. Text covers guitar effects, general effects, sound generators, accessories.

BP74 \$5.90

ELECTRONIC TEST EQUIPMENT CONSTRUCTION

Describes construction of wide range of test gear including FET amplified voltmeter, resistance bridge, field strength indicator, heterodyne frequency meter etc.

BP75 \$5.90

POWER SUPPLY PROJECTS

Designs for many power supplies including simple unregulated, fixed and variable voltage regulators — particularly for electronics workshops. Also included are cassette power supply, Ni-Cad charger, voltage step-up circuit, and simple inverter, plus info on designing your own supply. All designs are low voltage types for semiconductor circuits.

BP76 \$5.90

PRACTICAL COMPUTER EXPERIMENTS

How to build typical computer circuits using discrete logic. This book is a useful intro to devices such as adders and storers as well as a general source book of logic circuits.

BP78 \$5.90

RADIO CONTROL FOR BEGINNERS

How complete systems work with constructional details of solid state transmitters and receivers. Also included — antennas, field strength meter, crystal controlled superhet, electro-mechanical controls. Ideal for beginners. Section dealing with licensing etc. not applicable to Australia.

BP79 \$5.90

POPULAR ELECTRONIC CIRCUITS — BOOK 1

Yet more circuits from Mr Penfold! Includes audio, radio, test gear, music projects, household projects and many more. An extremely useful book for all hobbyists offering remarkable value for the designs it contains.

BP80 \$6.60

ELECTRONIC SYNTHESISER PROJECTS

For the electronic music enthusiast, an invaluable reference. This book is full of circuits and information on how to build analogue delay lines, sequencers, VCOs, envelope shapers, etc. etc. The author takes a clear and logical approach to the subject that should enable the average enthusiast to understand and build up what appears to be a quite complex instrument.

BP81 \$5.90

VMOS PROJECTS

A book to suit the dyed-in-the-wool experimenter. Though primarily concerned with VMOS power FETs and their applications, power MOSFETs are dealt with, too, in a chapter on audio circuits. A number of varied and interesting projects is covered under the headings: Audio Circuits, Sound Generator Circuits, DC Control Circuits and Signal Control Circuits. Learn while you build.

BP83 \$6.40

DIGITAL IC PROJECTS

Companion to No. 225 Practical Introduction to Digital ICs and BP61 Beginner's Guide to Digital Electronics. The projects included in this book range from simple to more advanced projects — some board layouts and wiring diagrams are included. The more ambitious projects have been designed to be built and tested section by section to help the constructor avoid or correct any faults that may occur.

BP84 \$6.40

INTERNATIONAL TRANSISTOR EQUIVALENTS GUIDE

Companion to BP1 and BP14 equivalents books, but contains a huge amount of information on modern transistors produced by over 100 manufacturers. Wherever possible, equivalents are subdivided into European, American and Japanese types. Also shown are the material type, polarity, manufacturer and indication of use or application.

BP85 \$9.95

AN INTRO TO BASIC PROGRAMMING TECHNIQUES

Ideal for beginners seeking to understand and program in BASIC. Book includes program library for biorhythms, graphing Y against X, standard deviations, regressions, generating musical note sequences, and a card game.

BP86 \$6.60

SIMPLE LED CIRCUITS — BOOK 2

Sequel to BP42. Further light-emitting diode circuits. If you liked BP42 you'll love this one. If you don't know either it's well worth buying both!

BP87 \$5.05

ORDER FORM

Please forward

Book	Qty		
BP69	...	BP69	...
BP70	...	BP70	...
BP71	...	BP71	...
BP72	...	BP72	...
BP73	...	BP73	...
BP74	...	BP74	...
BP75	...	BP75	...
BP76	...	BP76	...
BP77	...	BP77	...
BP78	...	BP78	...
BP79	...	BP79	...
BP80	...	BP80	...
BP81	...	BP81	...
BP83	...	BP83	...
BP84	...	BP84	...
BP85	...	BP85	...
BP86	...	BP86	...
BP87	...	BP87	...
BP89	...	BP89	...

Send to ETI Book Sales, 4th Floor,
15 Boundary St, Rushcutters Bay NSW 2011.

Please allow 4-5 weeks for delivery. Trade enquiries welcomed

Post & handling:

1 - 4 books:	\$1.35	11 - 20 books:	\$3.50
5 - 10 books:	\$2.70	over 20 books:	\$5.00

I enclose \$ (inc. p & h.)

Name

Address

Postcode

QUALITY KITS AT A LOW PRICE=JAYCAR!

KITS FROM "HOBBY ELECTRONICS"

The magazine may have folded but we still have ALL of the kits. Check the list.

HE No.	Mag Issue	Description	Price
102	Aug 81	Guitar Phaser	\$26.50
103	July 81	Transistor Tester	\$9.50
104	July 81	Simple AM Tuner	\$7.50
105	July 81	Basic Amplifier	\$9.75
106	July 81	Wireless Microphone	\$6.50
107	Aug 81	Electronic Dice	\$5.95
108	Aug 81	Power Supply	\$11.95
110	Sept 81	Unmistakabell	\$6.95
111	Sept 81	Ohmmeter	\$19.95
112	Sept 81	Micromixer	\$12.00
113	Sept 81	Water Alarm	\$9.50
114	Oct 81	Digital Counter/Display	\$13.95
115	Nov 81	Reaction Timer**	\$6.95
116	Oct 81	OP Amp Tester	\$3.95
117	Oct 81	House & Car Alarm	\$16.95
121	Oct 81	Scratch & Hiss Filter	\$9.50
123	Nov 81	Alien Invaders	\$13.95
126	Nov 81	NiCad Charger	\$9.95
127	Sept 81	Siren	\$3.95
128	Sept 81	Foghorn	\$5.95
129	Nov 81	Simple Timer	\$6.95

** HE114 kit also required for complete operation.

"ARLEC" CAR ALARMS

SAVE CA443
20%



\$45

Normally these units sell quickly at \$57. For January only \$45!!

- Includes:
- Siren Horn
 - Dash mount flashing LED
 - Control module
 - Switches etc.
- Features:
- Prevents car being driven
 - 12 months guarantee

DON'T FORGET!! Pick-up your latest issue of EA or ETI from us for only \$1.00. That's right!! Almost 1/2 price. Naturally this is well below our cost & quantities are limited to one of each per customer whilst stocks last! ONLY JAYCAR is prepared to subsidise your hobby!!!!

"Electronics Australia"
600MHz 7 digit DFM (12/81)
Set of two boards 81fm 10a & 81fm 10b in quality fibreglass \$6.50
Peak/Average LED Bar Graph PCB (12/81) \$4.50
Electronic Metronome PCB (1/82) \$3.50

1981 Linear Applications Handbook - NS

only 16.50

A fully indexed and cross-referenced collection of application notes for Linear Devices. Literally hundreds of circuits are described by NS engineers. Included are explanations of various circuit functions including full math formula.

24mm THICK * 230 x 170

EXPERIMENTER BREADBOARDS

We stock a great range of experimenter breadboards.

- WB-TH - Total 200 holes \$8.95
- WB-2N - Total 840 holes \$12.95
- WB-4N - Total 1680 holes \$12.50
- WB-6N - Total 2420 holes on chassis with binding posts \$39.50



TV ANTENNAS

\$27.50

ORIG-2: A 300 ohm Twin Dipole Yagi.
Channels 0-11 & FM. Can be mounted horizontally or vertically. Features quick installation and modest cost. Comes complete with mast pipe and 300 ohm feeder ribbon.

\$12.50

SPIROMATIC 0-U: Indoor "Spiromatic" antenna with the unbelievable reception capability of VHF 0 through 10 PLUS UHF. (Patent pending). This is accomplished with specially wound traps on mast boom.

IONISER KITS

The short form kit runs directly from the 240V mains and produces an output of around 7.5KV.

ONLY \$24.50

A complete kit is available with high efficiency emitter head, re-designed PCB, high quality ABS box etc.

ONLY \$45



SPECIAL 16 PIN IC SOCKET

16 pin I.C. sockets - quality "CAMBION" BRAND NORMALLY 0.40c EACH DECEMBER SPECIAL ONLY

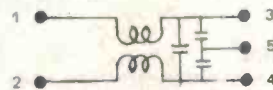


normally 40c
25 cents over 35% off

AN ECONOMICAL MAINS FILTER!! 250VAC @ 3A

250V AC @ 3A. Insertion loss: line-to-line 20dB 0.8 - 30MHz. Line-to-ground 30dB 0.7 - ideal for computers, amps etc.

only \$14.50



SILICON GREASE

NOW AT HALF USUAL CHARGE!




SAVE 50%

\$1.25

Up until now you have had to buy a lifetime quantity of silicon grease in an expensive medical syringe package. Now you can buy all that you are ever likely to need for HALF commonly charged!

FLASHING LEDs

49c



You don't have to buy 2 from us! Ours are only 49c each anyway!!

45c 10 or more

GOLD PLATED RCA CONNECTORS

A must for the serious audio enthusiast.

Gold plated metal line plug ONLY \$1.99 normally \$2.50

SAVE 51 cents

Gold plated metal chassis skt. ONLY \$2.95 normally \$3.75

SAVE 80 cents

WE ALSO HAVE GOLD PLATED "NEUTRIK" Swiss made XL type connectors. Black finish.

3 pin line plug \$5.25
3 pin line socket \$6.65

ETI KITS

446 Audio limiter \$12.00
480 50 watt PA module \$23.00
480 100 watt PA module \$27.00
466 300 watt PA module (inc. heavy heatsink bracket) \$70.00
477 100 watt Mosfet PA module \$59
581 General purpose +/-15V Power Supply \$15.50
729 UHF masthead amp \$35.00
489 Audio Spectrum Analyser (comp kit featuring rectangular LEDs) \$165.00

330 Current trip car alarm (inc. LM394 IC) \$24.50
735 UHF convertor \$32.50
458 Peak reading level meter \$29.50
445 General purpose preamp \$7.99
478M.C. Moving coil preamp (as used in 5000 preamp) \$26.50
478M.M. Moving mag. preamp (as above) \$19.50

EA KITS

Graphic analyser EA4/81 \$89.00
Colour option \$25.00
Horwood cabinet to suit above \$16.50
"Le Gong" EA3/81 \$13.95
P.C. Birdies EA5/81 \$14.95
2 channel Infra Red remote control EA5/81 \$65.00
Sound level meter EA5/81 \$32.00
Audio oscillator EA6/81 \$64.50
Musicolor IV EA8/81 \$94.50
Photon torpedo EA9/81 \$29.50
Cassette deck audio test unit EA10/81 \$45.00
Jaycar CLEF string synthesiser \$445

DIGITAL LOGIC PROBE-NEW



\$25.95

- Max input 10MHz
- Memory/Pulse switch
- TTL/CMOS switch
- Input impedance 300K ohms
- Smart black case
- 530mm leads

ARLEC

"SUPERSWITCH"

Fantastic plug-in timer at a fantastic price!!

Grab one now while they last! only \$17 normally over \$24

MONSTER CABLE?

Many people are aware now that very heavy cable between the amp and your speakers can result in a substantial improvement to your system. The problem is that the most popular type of heavy cable is very expensive. Whilst it IS good we think that it is just TOO expensive. We have produced a flat cable which has two conductors (of course!) of 90 (yes 90) x 0.12mm strands. The total bundle of wires in each conductor is 3mm! Grab this low inductance, low DC resistance speaker cable NOW for:

\$1.25 per metre 100m + \$1 per metre



Can also be used as extremely loss 300 ohm TV ribbon.

Jaycar

380 Sussex St Sydney 2000

Ph. 2646688 Telex 72293

Mail Orders To:

Box K-39 Haymarket 2000

Post and Packing charges

\$5-\$9.99 (\$1) \$10-\$24.99 (\$2)

\$25-\$49.99 (\$3) \$50-\$99.99 (\$4)

\$100 up (\$5.50)



SHOP HOURS

Mon-Fri 9 to 5.30

Sat 9 to 3

Sun 10 to 2

Thurs night to 8pm

If you don't have a copy of our XXXX special mailer that is crammed with bargains call in, phone or send a SAE. It's worth it!!!!

Reversing alarm for your car

Ever had a 'near miss' with a pedestrian or a member of your family while reversing your car or station wagon? This little reversing alarm will let people know, in no uncertain fashion, to watch out when you're reversing.

ALMOST EVERY driver, some time in their driving career, will back into something while reversing. All you do is wince and say a few expletives deleted if it happens to be the gatepost, garage door, etc, but it's a horrifying experience if you run into a person. Apparently, in a large number of accidents where people are injured while a driver is reversing a car, a friend or member of the family is the victim. Too often, it's a child. Whilst it's not possible to completely eliminate the risk, you can go a long way towards reducing it significantly by alerting people when reverse gear is selected in the vehicle. A loud, attention-getting audible alarm is a good way to do it, hence this project.

Our alarm is intended to be installed at the rear of the vehicle, connected across the 'reversing' lights. Reversing lights have been commonly fitted to vehicles, as part of 'standard' equipment, since about 1968-70. They have been a compulsory fitment in cars (sedans, etc) sold in Australia since January 1972 and 'general purpose' vehicles (off-road types, etc) since January 1973, and in trucks up to 4½ tonnes since July 1973, trucks over 4½ tonnes since July 1975. Reversing alarms for trucks or other vehicles are not a compulsory fitment, but many Japanese trucks have included them for the past few years.

Getting attention

This alarm has been designed to get your attention in two ways. Firstly, it is **LOUD**... *piercing*, in fact. The noise maker is a piezoelectric alarm. These employ a ceramic piezoelectric element and generate an audio signal at a few kilohertz at sound pressure levels in

excess of 90 to 100 dB a few metres from the alarm. Their electrical energy to sound energy conversion efficiency is very high. They are somewhat directional, but that's fine for this sort of application. A variety of types are available and may be used with this project. However, we suggest you purchase a type which is specified to produce a sound pressure level (spl) of at least 90 dB at 2 m distance from the alarm.

The second attention-getter we have incorporated is to *pulse* the alarm. But, to improve its attention-getting, it is a staccato pulse rate rather than an even rate. The project will work on 6 V or 12 V electrical systems, positive or negative (conventional) 'ground'.


Two CMOS ICs are used. One is a 4049 hex inverting buffer with three pairs of inverters arranged as pulse oscillators, each set to a different pulse rate. Another IC combines outputs of the oscillators to produce the staccato pulse rate. The composite pulses drive a transistor, which turns the piezo alarm on and off.

Construction

While we have designed a printed circuit board for this project it is not essential to use one and the unit could be constructed on matrix board, Uni-board or Veroboard if you wish. However, our construction description applies to the pc board we designed.

First thing to do is make sure all the component holes are drilled. There's nothing more infuriating than getting most of the components in place only to find one won't fit because the hole is undrilled. It's especially infuriating if you've made the board yourself! Un-

Roger Harrison
Graeme Teesdale

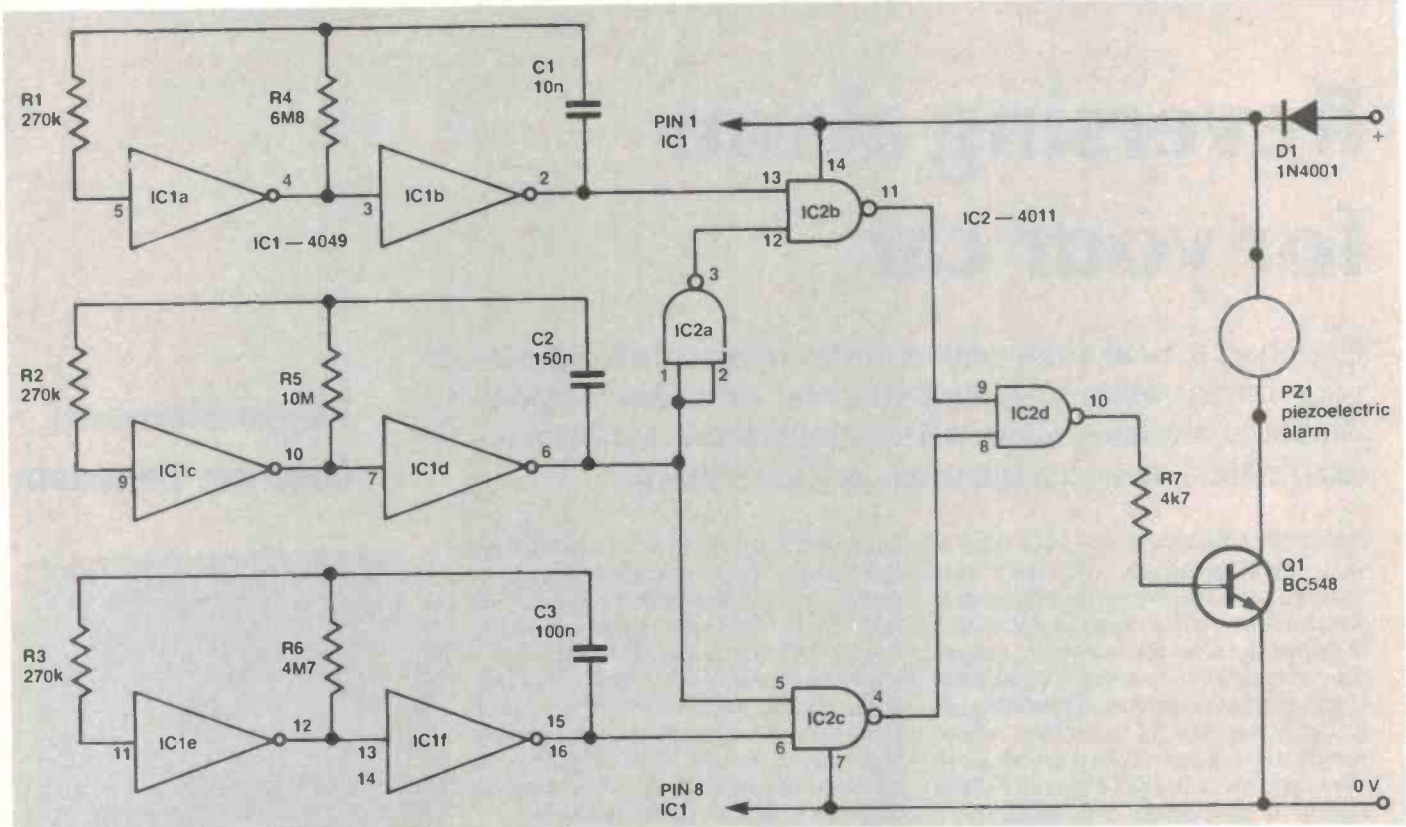


Simple, but effective. Built around a piezoelectric alarm, our project will operate on 6 V or 12 V systems.

drilled holes are generally a rarity with commercially-made boards.

The next thing is to insert all the resistors and capacitors. As with most projects assembled on pc board, all the components are mounted on the plain side of the board. The resistors and capacitors do not have any particular orientation, but make sure you put the correct values in the right places. Next, ▶

Project 333



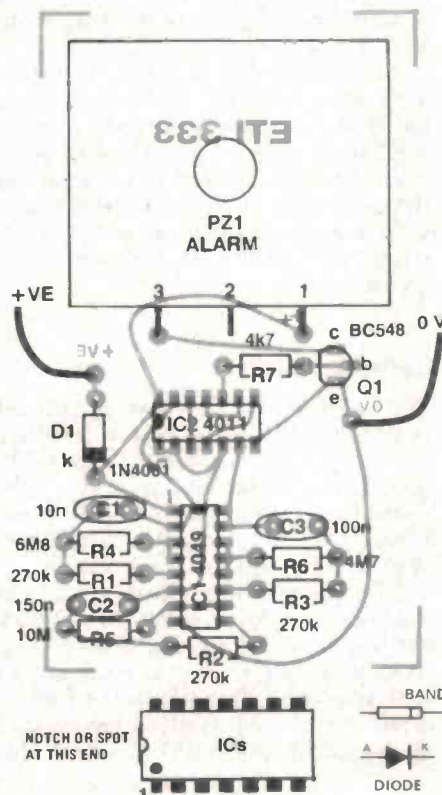
HOW IT WORKS — ETI 333

Three pairs of gates from IC1, a 4049 hex inverting buffer, are arranged as three 'ring-of-two' oscillators, each having a different period. The outputs of these three oscillators are gated together and the composite signal drives the base of Q1. A piezoelectric alarm in the collector of Q1 is thus pulsed on and off by the composite signal. Because the three oscillators are not synchronised their phases are random and an attention-getting staccato sound is produced, something like: beep-beep/bip-bip-bip-bip/beep-bip/beep-bip-bip-bip, etc.

The shortest period oscillator is formed by IC1a, IC1b, R1, R4 and C1. It has a period of about 140 ms (70 ms on, 70 ms off). The longest period oscillator is formed by IC1c, IC1d, R2, R5 and C2. It has a period of about four seconds (2 s on, 2 s off). The last oscillator has a period of only one second and is formed by IC1e, IC1f, R3, R6 and C3.

The four gates from IC2, a 4011 quad NAND, are employed to gate the oscillator outputs together to provide the composite signal. The base of Q1 is driven from the output of IC2d, via R7, which limits the base current to Q1 to an appropriate value.

The piezoelectric alarm may be any suitable type that can operate over a voltage range of five to 15 volts. This type of alarm was chosen as it is very efficient and produces a very loud, high-pitched noise. Diode D1 protects the circuit against damage from reverse-supply connection. The circuit will work over a voltage range from 5 V to 18 V (limited by the operating voltage range of the CMOS ICs).



PARTS LIST — ETI 333

Resistors all ½W, 5%
 R1,2,3 270k
 R4 6M8
 R5 10M
 R6 4M7
 R7 4k7

Capacitors
 C1 10n greencap
 C2 150n greencap
 C3 100n greencap

Semiconductors
 D1 1N4001, 1N4002 or similar
 IC1 4049
 IC2 4011
 Q1 BC548, BC108 or similar

Miscellaneous
 PZ1 — Murata piezoelectric alarm; ETI-333 pc board; wire etc.

Price estimate

We estimate the cost of purchasing all the components for this project will be in the range:

\$8 — \$10

Note that this is an estimate only and not a recommended price. A variety of factors may affect the price of a project, such as — quality of components purchased, type of pc board (fibre-glass or phenolic base), type of front panel supplied (if used), etc — whether bought as separate components or made up as a kit.

reversing alarm

insert the transistor, Q1. Take care to get it the right way round, otherwise the alarm won't work at all and you may destroy the transistor when you first apply power.

Now you can install the two integrated circuits. As they are CMOS devices handle them only by the ends of the package, not by the pins, and insert them carefully in the board, taking care to orientate them correctly. Identify pin 1 on the package before you take them out of their protective packaging. You'll find a notch in the pin 1 end or an indentation adjacent to pin 1 on the IC package.

When soldering the ICs in place, solder pin 8 and then pin 1 of IC1 first, then pin 7 and pin 14 of IC2. Let the ICs cool down and then solder all the other pins. Use a hot iron with a fine tip and do it quickly. You can pause every few pins to let the ICs cool down before continuing.

Next comes the protection diode, D1. It is important you get this in the right way round, otherwise it may offer no protection at all! The piezo alarm is attached last of all. The Murata type we

used has three connections, marked 1, 2 and 3 on the package. Pin 1 connects to the collector of Q1 and pin 3 connects to the pad on the board that goes to the cathode of D1 (it's marked with a '+' on the copper side of the board). Whatever piezo alarm you use, the '+' lead will be identified in some way. We mounted our Murata alarm on the pc board using a double-sided sticky pad.

Testing

Now you can attach leads to the supply +ve and 0 V pads on the board and test the project. Use different coloured wires to identify the leads. Just check, last thing, that all the components are the correct ones and inserted the right way round. You can use an ordinary 6 V or 9 V battery to test the project; it only draws between 20 and 30 mA on 12 V, somewhat less at lower voltages.

All you have to do is connect it up and see if it emits a staccato series of piercing beeps!

If it doesn't, disconnect the supply and check you have the components correctly placed on the board. Check the

polarity of D1 and the piezo alarm. Check with a multimeter that the supply is getting to the supply pins on the two ICs. You might also check that the unit is drawing current. Any problems here will give clues to where the fault may lie.

Installation

We'll have to leave the installation details up to you. However, a few pointers may assist. The board may be mounted anywhere convenient and the piezo noise maker put remote from the board, in a spot where it is protected from the weather, but can be readily heard — but *always* at the rear of the vehicle, *facing rearward*. The supply connections from the board should be connected in parallel with one of the reversing lights. In some vehicles, the whole pc board and piezo alarm assembly will fit inside the rear light housing.

Make a trial fitting and test it out before permanently mounting the unit. Make sure it can be heard above other loud sounds (such as a revving car engine a metre or two away). ●

In the long run, smart motorists go buy the book.



Gregory's Auto Service Manuals take the guesswork out of car maintenance. No nonsense, easy to follow instructions to keep your car running smoothly and economically. From a simple wheel change right through to a complex overhaul. Gregory's show the way and save money on repairs.

Gregory's now have manuals to cover Holden, Ford, Chrysler, Datsun, Toyota, Honda, Hillman, Jaguar, Leyland, Mazda, Renault, Triumph, Volvo, Volkswagon and many more. Check the full list at your retailer.

Gregory's Auto Service Manuals are the best books on four wheels. After you've read yours, we think you'll agree.

Gregory's **Auto Service** **Manuals**

The best books on four wheels.

Available at: Repco Auto Parts Stores, Dynamic Auto Accessories, Unipart, Grace Bros, Kenneth Godfrey Wiggins, other automotive accessories stores and departments and at selected newsagencies and bookshops.

DICK SMITH KITS

"look so good
your friends
won't believe
you built
them."



OVER 1500
SOLD!



PLAYMASTER STEREO MOSFET AMPLIFIER

This "Top of the Line" amplifier with huge 50W per channel output, has everything you'll ever need in an amplifier. Features include: LED indicated input, Loudness control, Muting control, Full speaker switching facility, Stereo/Mono switching, Tape monitor switch. With its professionally designed front panel, this amplifier looks as good as it sounds! Complete with comprehensive instructions.

Cat. K-3515 **\$165**

Note: Transformer is included in above price, but supplied separately at point of purchase.

GREAT VALUE!



DIGITAL CLOCK/ THERMOMETER

This kit gives you all the features of a digital alarm clock as well as a digital thermometer. The thermometer will display in either Fahrenheit or Celsius and the clock will even turn your radio on for you. Fitted with an alarm (speaker included) and snooze button, the clock is mains powered with battery back-up. No case is included with this kit.

Cat. K-3436 **\$49⁵⁰**




STEREO BOOSTER AMP

An easy-to-build kit which can economically upgrade the power of your car's stereo radio or cassette to 12.5W RMS per channel. Fitted with a bypass switch for comparison purposes and works with all negative earth electrical systems.

Cat. K-3493 **\$29⁵⁰**

AN INEXPENSIVE WAY
TO UPDATE YOUR CAR
STEREO!



DISCO-STROBE

This includes a special printed circuit board, with provision for a second tube if required. Also includes a 180mm photographic type reflector, which is specially modified so that the perspex safety guard which is supplied, can easily be fitted. Special new instructions are also supplied. A timing control allows flash rate to be varied between one and twenty flashes per second.

Cat. K-3152 **\$26⁵⁰**

BUILD ONE FOR YOUR
NEXT PARTY!



CAPACITOR DISCHARGE IGNITION

ONLY **\$33⁵⁰**

A simple, easy-to-build kit. Your cars plugs and points last up to 10 times longer and easier to start even on the coldest mornings! Suits most cars. Cat. K-3280



CORE BALANCE RELAY

ONLY **\$52⁰⁰**

This is a must for every hobbyists workshop. In fact, a real lifesaver! Senses any leakage to earth from a mains appliance, shuts off the power before it has a chance to harm! Cat. K-3315

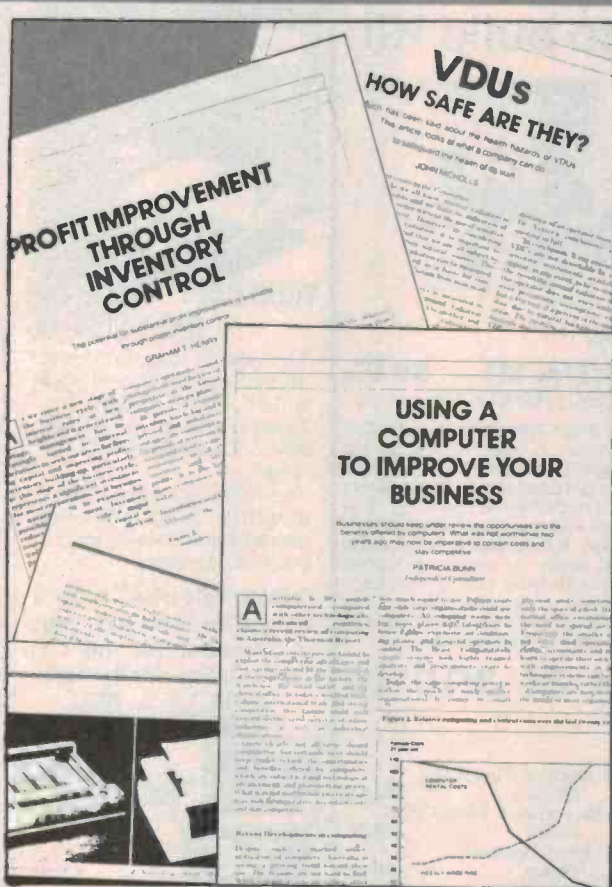
DICK SMITH Electronics



See our other ads for address details

DSE/A140/LM

a NEW magazine



Whatever business you're in you need to know how to get the best from the new technology, and **Comdec Business Technology Magazine** tells you what you need to know.

Each issue is jam-packed with authoritative articles on every aspect of computing and business technology — explaining precisely (and in plain English) how it will improve your practice, business or organization.

COMDEC

BUSINESS TECHNOLOGY FOR THE NON-TECHNICAL

JUSTICE KIRBY

Exclusive Interview

Special Purchasers' Edition

Business Technology for Lawyers
Instant Business Information

for a NEW business age

David Reid Electronics

now better than ever.
sinclair
ZX81
Personal computer

\$248



Complete with mains adaptor, leads & basic manual

New, improved specification

- Z80 a microprocessor — new faster version of the famous Z80 chip.
- Unique 'one-touch' key word entry: the ZX81 eliminates a great deal of tiresome typing.
- Graph drawing and animated display facilities.

Coming soon — the ZX Printer

Designed exclusively for use with the ZX81 (and ZX80 with 8K BASIC ROM).




YES! We are into KITS and COMPONENTS...

Give the kids an interest over the Holidays, with an exciting, easy to build Kit.


AUDIO AMPLIFIER \$9.25
ELECTROKIT 133

An excellent general purpose amplifier with a voltage range of between 9.30 DC. Power 12-13.6 watts. Suitable for 4 or 8 ohm speakers. Millivolt input sensitivity variable. No battery or speaker included.



CRYSTAL SET \$5.95
ELECTROKIT 105

It's here! The radio that runs on thin air. A must for every new comer to electronics. This is the age old crystal set just like every Dad had when he was a boy, now back in its original form with this kitset. No soldering is required and every kit comes complete with coil wire, coil former, connection clips, earphone, diode detector and even the traditional wooden mounting block.



Others to look at and to buy . . .

K1 1 Trans Radio	\$5.95	K68 Gents 5 Func LCD	
K5 Intercom Kit	\$9.95	Clock	\$16.50
K6 Stereo Preamp.	\$34.50	KT 69 Ladies 5 Func LCD	
K15 Mag Preamp.	\$7.95	Clock	\$16.50
K17 4.5 W Stereo	\$14.75	K81 Elect Decision	
K25 Cont Test Amp.	\$5.50	Maker	\$8.25
K28 Elect Train Horn	\$7.50	K82 Elect Siren	\$6.25
K33 Snooze Alarm		K83 Elect Organ	\$9.50
Clock	\$20.00	K85 Elect Police Car	
K41 Calculator	\$10.50	Siren	\$7.50
K43 Burg Alarm	\$13.50	K89 Elect Light Flasher	\$7.50
K47 Power Supply for		K90 Elect Damp & Water	
Kits 48,49,51-52	\$11.95	Level Detect.	\$6.95
K48 30 W Power Mod	\$27.95	K92 Solar Power Kit	\$16.95
K49 50 W Power Mod	\$38.95	K105 Crystal Set	\$5.95
K50 Stereo Amp Cab	\$38.25	K106 Temp Alarm	\$8.95
K50C 30 W Stereo		K114 Led Dice	TBA
Amp	\$120.00	K120 Strobe Light	TBA
K51 10 W Power Mod	\$16.50	K124 Speed Control for	
K52 20 W Power Mod	\$23.45	Drills	\$19.50
K60 Cass Deck Mech	\$36.95	K129 2 Way Xover 8ohm	
K66 LCD Credit Card		12db/octave	\$TBA
Cal	\$14.25	K130 3 Way Xover 8ohm	
		12db/octave	\$21.85

Yes we are also stockist of the
ATARI 400
PERSONAL COMPUTER SYSTEM



YOUR COST
ONLY \$699.00

The 400 is supplied with 8K bytes of RAM, and offer a 10K ROM Operating System and an 8K ATARI BASIC Language Cartridge.

The 400 features 4 independently programmable sound synthesizers and a built-in speaker.

Talking about ATARI we stock And sell a full range of Cassettes for the T.V. Game Computer System.



System Priced only

\$265.

Sells elsewhere
RRP \$314.00

Cartridges @
\$39.95
\$49.95
\$59.95

DAVID REID
ELECTRONICS
PTY. LTD.

SYDNEY:
127 York Street
Sydney 2000 N.S.W.
P.O. Box Q103
Sydney 2000 N.S.W.

Part No.	Description	Quantity	Price	Total	
Please print clearly. Date				Minimum Postage/Packing charge	1.00
Tel.				Plus Postage/Packing surcharge	
Name				Subtotal	
Address				TOTAL	
Postcode					

Enclose your personal cheque, Money Order or Bankcard Numbers as specified below:

- Check and fill in
 Cheque or Money Order Enclosed
 Charge to my Bankcard No. CARD HOLDER'S NUMBER

496

Signature

Card Expiry Date

Versatile, low cost 'incremental' timer

This timer is based on the popular LM3914 LED display driver IC, rather than a 'timer' IC, and provides period timing in preset increments — you choose the number of increments, up to a maximum of 10. The period between increments may be preset by a front panel control and a 'bar' of LEDs indicates 'where you are'. A switched 240 Vac output is provided along with audio indication of the end of timing.

Graeme Teesdale

MANY ELECTRONIC timers published make use of a timing device, such as the ubiquitous 555 IC or UJTs like the 2N2646, to generate pulses at pre-determined intervals which are used to operate a relay or alarm. Some employ digital counting techniques, using the mains frequency as a timing reference. This project employs an LM3914 LED display driver IC in an unusual way. The input is driven with a voltage that increases linearly with time. That is, the voltage increases equal amounts in equal periods of time.

The outputs of the LM3914 go 'active' in turn, lighting a LED, and further circuitry detects when a selected output goes active, setting off an audible alarm, tripping the relay circuit and re-setting the timing.

At the one time, we obtain all the usual features included in many other timers, plus a ' bargraph ' indication of how the timing period is progressing. This is very useful in the timing of many processes — particularly photographic processing, such as print development and resist development in the manufacture of pc boards. You can also co-ordinate a sequence of activities as the process continues, using the display to prompt you.

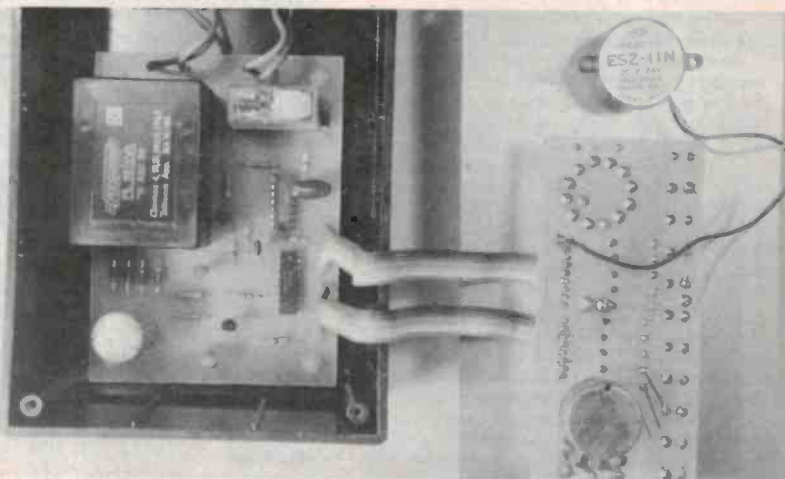
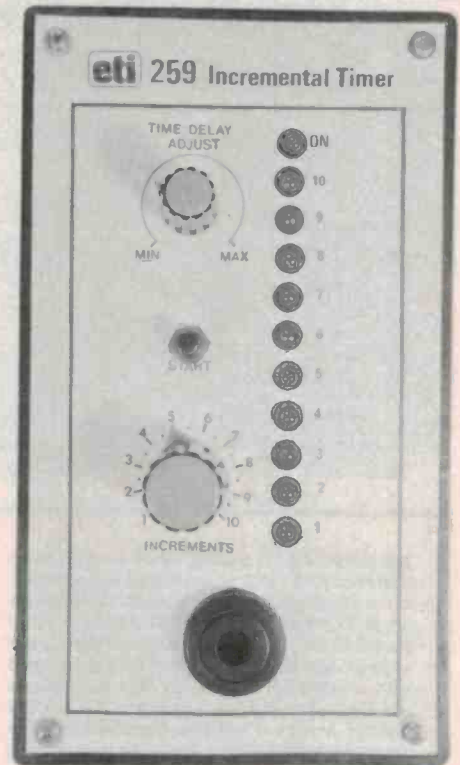
The total time, and thus the period between increments, may be varied by means of a potentiometer and the circuit has been arranged so that this provides about a 10:1 variation. The maximum period may be chosen by selecting the value of one capacitor. Accuracy is typically 1% over a wide temperature range.

Construction

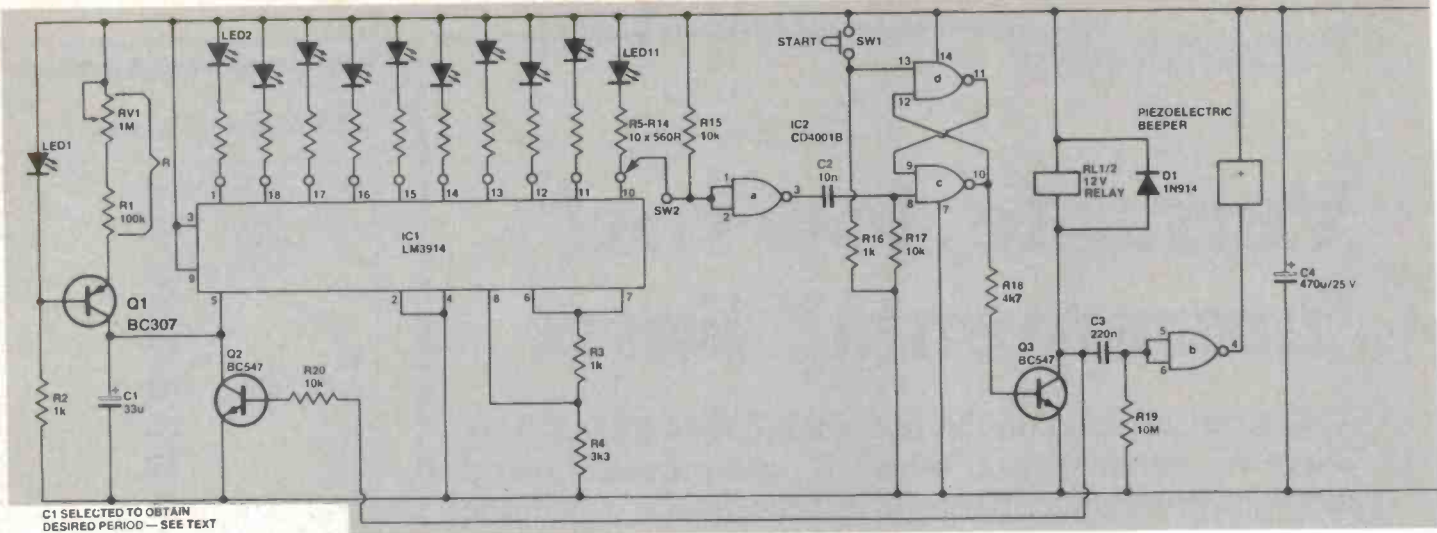
Two pc boards are employed and the whole unit is housed in a standard 'jiffy' box measuring 196 x 113 x 60 mm. Although not absolutely essential, we recommend you use the pc boards designed for this project. The boards simplify construction and help ensure that there are few wiring errors. One board holds the power supply, relay and most of the electronics. This is the larger board, and is mounted in the bottom of the jiffy box. The other, smaller board holds all the display LEDs, the potentiometer, the increment selector switch, the START pushbutton and a few resistors. It is connected to the other board by two ribbon cables. This board is mounted to the front panel of the box via the securing nuts of the START button and the increment selector switch. The piezoelectric buzzer is separately mounted to the front panel.

Commence construction by drilling the box and front panel. The larger pc board (ETI-259a) should be used as a template to mark the hole positions for the four mounting bolts it requires. Also mark hole positions for the 240 Vac mains input cable. We strongly recommend you use a clamp-type grommet to secure the cable where it enters the box. Also mark out the hole positions for the 3-pin mains output socket. The terminal block may be bolted to the bottom of the case or glued ('liquid nails' will do).

The front panel artwork, obtainable from ETI, may be used as a template to mark out the hole centres ▶



The inside story! As you can see, assembly is pretty straightforward.



HOW IT WORKS — ETI 259

The LM3914 LED display driver is connected as a zero-to-5 V (full scale) voltmeter to display in the bargraph mode. Thus, each LED will turn on at increments of 0.5 V as the input rises from 0 to 5 V. The input to IC1 is driven by the voltage across capacitor C1. This is charged with a constant current so that the voltage across it will rise linearly with time. That is, the voltage across it will rise equal amounts in equal periods of time. Thus, as the voltage across C1 rises, the LEDs will light up one by one until the voltage reaches 5 V or until C1 is discharged.

A relay and alarm circuit is built around IC2 plus Q3 and associated components. SW2 selects at which 'increment' the relay and alarm are operated by selecting one of the outputs of IC1. When that output goes 'active' (when the LED lights) the alarm sounds, the relay drops out and the timer is reset by discharging C1. For example, if the third increment is selected (pin 17, IC1) then LEDs 2, 3 and 4 only will light, the alarm sounding when LED4 lights. C1 is then discharged at that time, resetting the timer ready for its next use.

Now, let's get down to individual circuit details. First, the constant current source that charges C1. Transistor Q1 plus LED1, R2, RV1, and R1 form the constant current source. Figure 1 shows the collector characteristics of a typical silicon transistor. This shows that, if you hold the base current constant, the collector current will remain substantially constant for a widely varying range of collector voltage. Figure 2 shows the general circuit of a 'constant current generator' using an npn transistor, as in our circuit. The voltage between the base and the emitter return (the +ve supply rail) is held fixed by a zener diode. Thus, the voltage (V_e) across the emitter resistor, R_e , is fixed at a value equal to the zener voltage (V_z) minus the base-emitter voltage drop of the transistor (about 0.6 V for a silicon transistor). With a fixed voltage across R_e , the current through it will be constant. Thus the emitter current of the transistor, and therefore the collector current, will be constant. The resistor supplying current to the zener is generally chosen so that the zener current is five to ten times the base current of the transistor.

When you charge a capacitor with a fixed current, the voltage across the capacitor will rise linearly with time. As we want to drive IC1 with a voltage that increases linearly with time in order to obtain equal time increments, C1 is charged from the constant current generator formed by Q1, R2, RV1, R2 and LED1. Note that LED1 (a green LED — as an 'on' indicator) replaces the zener. The forward voltage drop of a LED behaves much like a zener, the LED

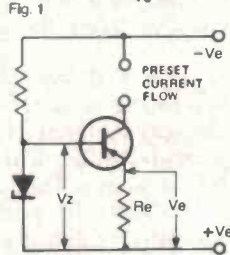
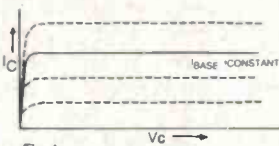
used having a voltage drop of around 2.5 V. To vary the rate of charge (and thus the time it takes to charge C1 to a maximum voltage) the current supplied by the constant current generator can be varied by varying the emitter resistance of Q1. RV1 performs this function.

The maximum period can be determined approximately from the following formula:

$$\text{Total Time} = 5 \times C1$$

where C1 is in uF. Thus, a 33 uF capacitor (as specified) will charge to 5 V in around 165 seconds with RV1 set at maximum resistance. The tolerance on tantalum capacitors is quite broad, so the formula is only approximate.

The voltage across C1 'ramps' upward as it charges. As the input to IC1 is quite a high impedance, it has little effect on the charging rate of C1.



Let us now consider the overall operation of the timer, commencing at switch-on.

At switch-on, the output of the RS flip-flop formed by gates 'c' and 'd' from IC2 (pin 10) will be low as the inputs, pins 8 and 13, are low. Thus no bias is applied to the base of Q3 and the relay will not be operated. Its collector voltage will be the same as the +ve supply rail and thus the base of Q2 will draw current via R20 and Q2 will be on. C1 will be unable to charge as the collector-emitter junction of Q2 will shunt the collector current of Q1 to the 0 V rail. As there is no input to IC1, no LEDs will be lit.

When the START button is pressed (SW1), the output of the RS flip-flop (pin 10), formed by gates 'c' and 'd' from IC2, will go high, turning on Q3. The collector of Q3 will conduct and the relay will operate. The collector voltage of Q3 will fall to nearly 0 V and the base of Q2 will no longer be forward-biased and Q2 will thus turn off. The collector current of Q1 will then

commence to flow into C1 and the voltage across it will rise. As the voltage at the input of IC1 rises, LEDs 2 to 11 will turn on at 0.5 V increments.

If we now assume that SW2 was set to select the fourth increment (pin 16 of IC1, driving LED 5), then the input to gate 'a' from IC2, connected as an inverter, would go low when LED 5 turns on. Initially, the input to gate 'a' from IC2 is held high by R15, its output will be low and C2 will be discharged. When its input goes low (at the selected increment) its output goes high and C2 charges rapidly via R17. Thus a voltage pulse is applied to pin 8 of IC2 — one input of the RS flip-flop. This causes pin 10 of IC2 (output of the RS flip-flop) to go low again, removing gate bias from Q3, which turns off, de-activating the relay. When this happens, the collector voltage of Q3 goes high and C3 charges via R19. Now, gate 'b' from IC2 is connected as an inverter, its input being connected to R19/C3. When pins 5/6 of IC2 go high, pin 4 goes low and the piezoelectric beeper sounds. C3 takes a second or two to charge, the voltage across R19 decreasing as it does so. When it falls below the 'low' threshold of pins 5/6 of IC2, pin 4 goes high once more and the beeper ceases to sound.

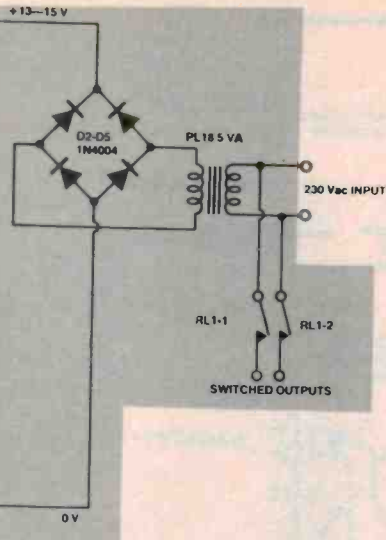
When the collector of C3 goes high when LED 5 lights (remember?), Q2 receives base bias once more, via R20. It turns on again, shunting the collector current of Q1 to 0 V and discharging C1. Thus the timer is reset at the end of the selected period.

By varying RV1, the time it takes C1 to charge to a particular voltage is varied, and thus the period of each increment and the total period can be varied. The time interval of the first increment is slightly shorter than the subsequent increments as Q2 is not capable of discharging C1 completely due to its collector-emitter saturation voltage (about 200 mV or so).

A conventional diode bridge rectifier is employed and C4 provides smoothing. A Ferguson pc-mount transformer is employed to drop the 240 Vac mains to a suitable voltage. Only one secondary winding from this transformer is used, providing 9 Vrms to the rectifier, which thus gives a dc supply of around 13-15 volts.

Resistors are used from each output of IC1 to each LED cathode to ensure that the outputs of IC1 drop below the 'low' threshold of the inputs to gate 'a' of IC2 when the IC1 outputs are 'active'.

The relay contacts are rated at 5 A and will switch a load of up to 1200 watts, providing the load has a unity power factor (i.e. it's resistive).



for drilling the front panel. Centre punch them before drilling. Leave the panel at this stage, as it will be completed later.

The 3-pin mains outlet socket may be mounted to the box at this stage. Attach mains wire to each pin connection, using the appropriate colour coding (brown — active, blue — neutral, green/yellow — earth). Each wire needs to be about 70-80 mm long. Now secure the mains input cable. Strip the end first and cut the blue and brown wires so that they are 120-150 mm shorter than the green/yellow wire. This ensures that, should the cable ever be pulled out of the case, the earth wire will be the last to break.

The two pc boards may now be assembled. Tackle the smaller board first. Install the link first — it's in the middle of the board. The resistors should come next; these are all the same value — 560 ohms. Mount the LEDs next, inserting them in the board one by one and making sure you have each the right way round, as indicated on the overlay — cathode lead faces into the board. Each LED is positioned so that the distance between the board and the base of the LED is 12 mm. When distanced correctly, solder the leads in place.

The increment selector switch, SW2, may be mounted next. The holes in the pc board for its pins should be the correct size; check this. The switch can only go in one way. Carefully line up the pins and insert the switch in the board, pushing it all the way home. Solder the pins. Now the START pushbutton may be mounted. Make sure the holes for its pins have been drilled oversize too. You will need to trim the lugs on the pushbutton so that they fit in the pc board holes. Mount the pushbutton, making sure that the distance between the board and its mounting shoulder (with washer) is the same as that for SW2. You could temporarily mount the board

PARTS LIST — ETI 259

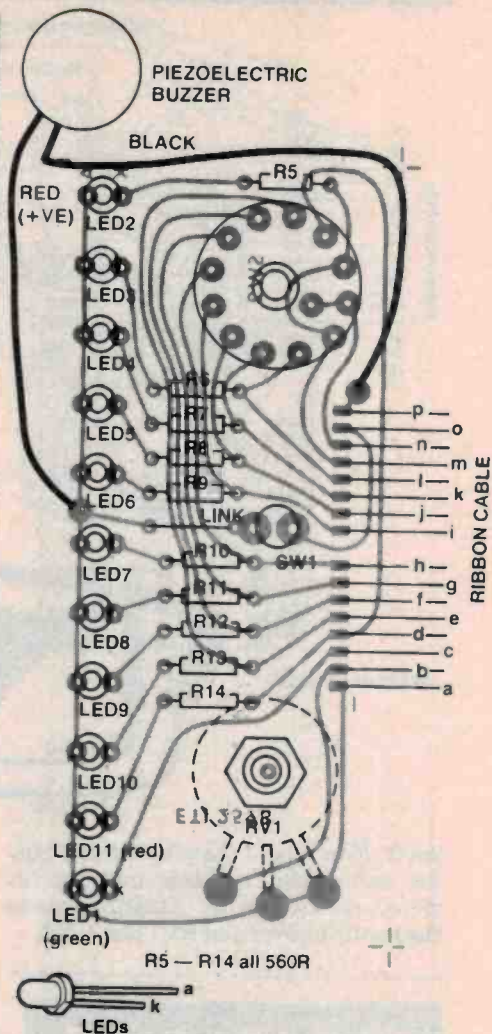
Resistors	all ½W, 5%
R1	100k
R2,3,16	1k
R4	3k3
R5-14	560R
R15,17,20	10k
R18	4k7
R19	10M
RV1	1M lin. pot.
Capacitors	
C1	33u/16 V tant.
C2	10n greencap
C3	220n
C4	470u/25 V electro.
Semiconductors	
D1	1N914,1N4148 etc.
D2-D5	1N4002,1N4004 etc.
IC1	LM3914
IC2	4001
Q1	BC307,BC177 etc.
Q2,Q3	BC547,BC107 etc.
LED1	TIL220G green LED
LED2-11	TIL220R red LEDs
Miscellaneous	
ETI-259a and ETI-259b pc boards; T1 — PL18/5VA transformer or similar; SW1 — miniature pushbutton; SW2 — 1-pole, 10-position rotary switch; RL1 — 12 V relay with 240 Vac/5 A contacts e.g: Fujitsu FRL-621DO12 or Takamisawa VB 12STAN or Pye 265/12/G2V; piezoelectric alarm or buzzer, e.g: Piezo-II type ESZ-11N; jiffy box 196 x 113 x 60 mm or similar; four-way or six-way terminal block; mains cord, cable clamp and plug; 3-pin mains socket; LED mounts; Scotchcal panel; ribbon cable; wire; nylon nuts and bolts, etc.	
Price estimate	
We estimate the cost of purchasing all the components for this project will be in the range:	
\$32 — \$45	
Note that this is an estimate only and not a recommended price.	

to the front panel, using SW2 to secure it, and then solder the pushbutton's pins when the board is parallel to the panel.

The potentiometer is mounted last. Position it so that its lugs are over the appropriate pads on the pc board and then secure it to the board with its nut. Use a spring washer or a star washer under the nut. Then bend the lugs down to the pc board pads and solder them in place.

Last of all, attach two pieces of 8-way ribbon cable. These should each be about 130-150 mm long.

The front panel assembly may now be completed. If you're using a Scotchcal



stick-on panel, this should be carefully attached to the ready-drilled aluminium jiffy box panel. Smooth it on, rubbing from the centre outwards to remove any bubbles. Cut the holes in the Scotchcal with a scalpel or other sharp-bladed knife. Insert the LED mounts in their holes next. Now you can mount the pc board, making sure that the LEDs all seat correctly in the mounts. Carefully tighten the nuts on the shafts of the START pushbutton and SW2 so as not to damage the Scotchcal on the panel. A large solder lug was secured between the washer for the pushbutton and the front panel to provide a mains earth

CHANGING THE PERIOD

The total time period may be altered by changing the value of C1. The approximate maximum period may be found from this formula:

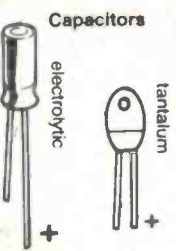
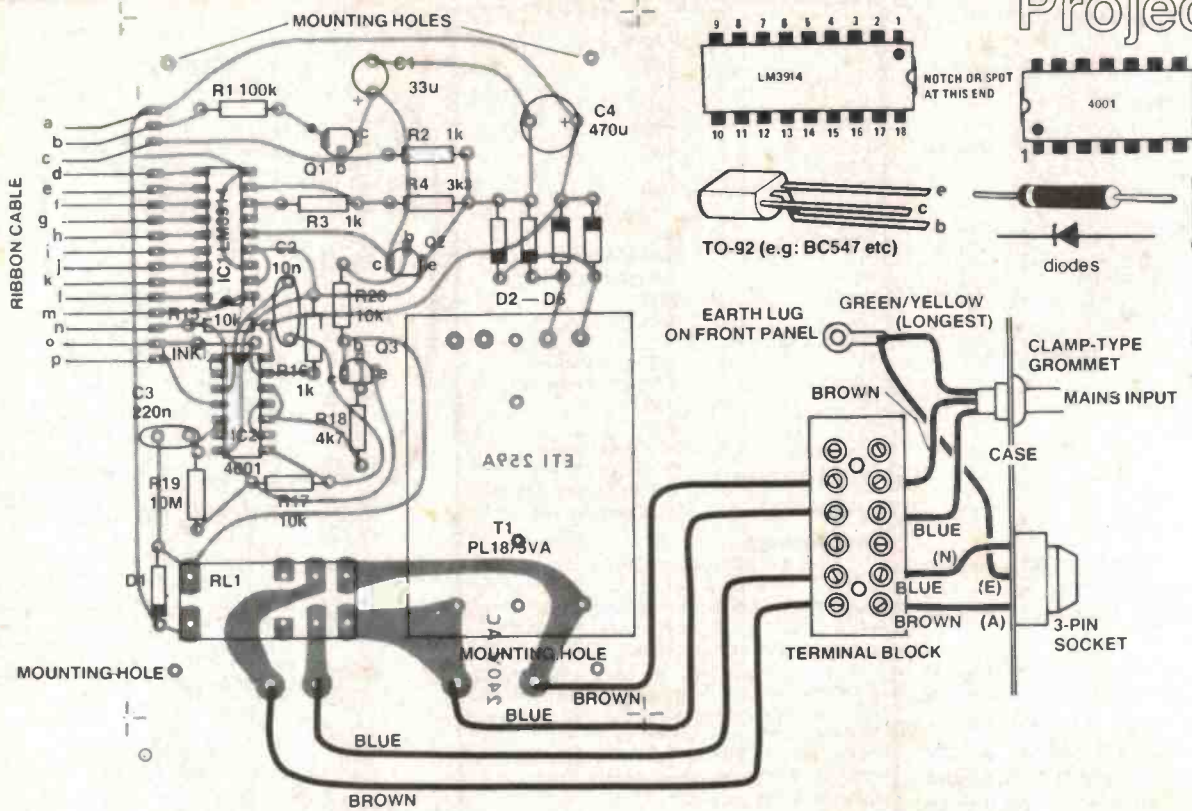
$$\text{Period (approx.)} = 5 \times C1$$

where the value of C1 is in uF. It's only approximate as the tolerance on tantalum capacitors is quite broad. Thus with a 33u capacitor for C1, as specified, the maximum period is around 165 seconds or so. Given a desired period, calculate the capacitor value from:

$$C1 = \text{period}/5$$

and the value will be in uF. Choose the next highest preferred value, for safety's sake. You can then set the maximum period, and thus the period of the increments, using RV1, calibrating the unit with your watch. It's advisable not to use a capacitor any greater than about 120 uF — but this will give you a maximum period of 10 minutes!

Note that an RBLL-type electrolytic may be used for C1, but accuracy may suffer a little compared to tantalum types. The voltage never gets above 5 V, so a capacitor rated at 6 V, 10 V or 16 V is perfectly adequate.



FRONT PANEL ARTWORK
 Front panel artwork for the ETI259 may be obtained by sending a large, stamped, self-addressed envelope marked ETI-259 FRONT PANEL to: ETI Magazine, 15 Boundary St, Rushcutters Bay NSW 2011.

point. Now mount the piezoelectric buzzer and solder its leads in place, as shown on the overlay. Attach knobs to the shafts of SW2 and RV1 last of all.

The next stage of construction to tackle is the large pc board. All the resistors and capacitors should be mounted first, taking care that you get C1 and C4 the right way round. Next, mount the diodes and the three transistors, again taking care with orientation. Mount IC1 (the LM3914) next — get it the right way round, followed by IC2. The latter is a CMOS IC and should only be handled by the ends of the package. When soldering it in place, solder pins 7 and 14 first, followed by the other pins. Use a hot iron with a clean tip when soldering the IC pins, solder each one quickly and pause every few joints to let the IC package cool down a little.

Mount the relay next. We used a type which can be readily soldered in place — a Fujitsu type FRL 621D012, although the board has been laid out to take several other common types. Make sure the board has been drilled out to accept the relay used before commencing construction.

The pc mount transformer can now be mounted to the board and its pins soldered in place. Note that it can only go on one way. Last of all the ribbon cable from the smaller pc board can be attached and then two pairs of mains wires, each about 40-50 mm long. These are the mains input and switched mains output leads. Use colour-coded wires, cut from mains cord, to avoid wiring errors.

The main pc board may now be mounted to the case. Use nylon nuts and bolts. Raise the board off the bottom of

the box a few millimetres using fibre spacers. Use nylon nuts and bolts for the terminal block if it is bolted to the box too. Now complete the mains wiring, as indicated in the overlay/wiring diagram. The earth lead from the mains input cord goes to the solder lug attached to the front panel (under the pushbutton). A lead from this lug goes to the earth pin on the 3-pin mains output socket.

After a careful final check, you're ready to test the unit.

Testing

Set the 'Time Delay Adjust' control to minimum and the 'Increments' switch to 10. Plug the timer into the mains and turn it on. Wait five seconds or so for the power supply to reach full voltage and press the START pushbutton when the sweep second hand of your watch, or the seconds display on your digital watch, is at a convenient point. The LEDs 1 to 10 will light up, the piezoelectric buzzer sounding when LED 10 signals the end of the timing period. If you have used a 33u capacitor for C1, as per the parts list, then this should take close to 15 seconds. The relay should pull in when you press the START button, dropping out when LED 10 lights. You can calibrate the Time Delay Adjust pot. to suit the applications for which you use the project so that you obtain the required period.

A little experimentation and practice will show you how to use the unit to best advantage.

ELECTRONIC HOBBYIST!

DO YOU LIVE IN ...

RINGWOOD
LILYDALE
BORONIA
WANTIRNA
BAYSWATER
CROYDON
MOOREBANK
ETC ...

We carry a comprehensive range of electronic components at very keen prices.

TRUSCOTT ELECTRONICS

Cnr. Eastfield & Bayswater Roads
 South Croydon Victoria
 (03) 723 3860



ELECTRONIC MUSIC

you can build and SAVE!




DRUM SYNTHESISER KIT

JOIN THE DRUM REVOLUTION

Original design from the UK magazine "Electronics and Music Maker" April 1981. This self-contained unit can produce a variety of fixed and falling pitch effects triggered either by tapping the unit itself or striking an existing drum to which the unit is attached! The Jaycar "SYNTOM" Drum Synthesiser comes complete with a high quality PRE-DRILLED moulded all ABS box 152 x 80 x 47mm with professional silk-screened front panel.

FEATURES: Decay from less than 0.1 second to several seconds Pitch control - sweep control and volume on/off.



As used by WARREN CANN of "ULTRAVOX"
Send \$2.00 and SAE for more information.

\$36.50

programmable master rhythm generator



FULLY IMPORTED

This project was originally described in the UK publication "Practical Electronics". We have fully imported "Clef" kit This attractive kit is presented in an attractive metal cabinet with silk-screened front panel.

The Master Rhythm can be programmed (in RAM) to play back:
- 24 Rhythm patterns 8 parallel tracks 12 instruments
It is also capable of sequence operation - the ULTIMATE UNIT

complete **\$199**

SEND SAE FOR DESCRIPTIVE LEAFLET
LOW BATTERY POWER DRIVEN

8 channel mixer kit

Due instock before end of January Basic functions of 19"x14" rack mountable mixer panel:

- 8 balanced inputs line/mic switch
- Input attenuator
- Bass/Mid/Treble equalisation
- Foldback & effects send
- Stereo pan
- 60mm slides
- Professionally formatted panel
- VU's on master monitors
- 5 band graphic on monitors
- Master effects send/receive
- Effects stereo pan
- Master foldback

Total cost of all above including all electronics, knobs, professional black heavy gauge prepunched & silk-screened front panel - \$495

Set of Cannons to suit ONLY \$29.50

Console mount chassis and power supply ONLY \$98.00

FROM **only \$495**

CHORUS GENERATOR KIT

This kit consists of a PCB measuring 115x130mm and all components including Bucket-Brigade Delay lines, and instructions. (A -15V power supply is required at an extra \$14 if purchased from us).

The Chorus Generator basically creates an apparent multiplicity of sound sources (i.e. a "Chorus") from one single-phase signal. This is achieved with a fairly sophisticated but straightforward circuit using two BBD's, two V.C.O.'s, fast and slow modulators, low pass filters etc. Great for adding new effects to your music! Complete with circuit explanation and instructions.

ONLY \$59.95

Jaycar 380 Sussex St Sydney 2000
Ph. 2646688 Telex 72293

SHOP HOURS
Mon-Fri 9 to 5.30
Sat 9 to 3
Sun 10 to 2
Thurs night to 8pm

Mail Orders To:
Box K-39 Haymarket 2000
Post and Packing charges
\$5-\$9.99 (\$1) \$10-\$24.99 (\$2)
\$25-\$49.99 (\$3) \$50-\$99.99 (\$4)
\$100 up (\$5.50)

"Blueprint" 5000 preamp

We have produced a vast number of the standard 5000 pre-amp kits and we have subsequently learnt a lot about them. To celebrate our 1st year of trading and as a tribute to the perfectionists among you, we are offering a very special kit. This kit is individually assembled with only the highest quality components including:

1. GOLD PLATED RCA jacks on ALL phono inputs.
2. One pair of GOLD PLATED RCA line plugs.
3. Military spec. LM194 in lieu of commercial grade LM394.
4. Low capacitance screened cable used throughout - over 12 metres.
5. All IC sockets provided (high quality sockets).
6. Special multicoloured LED display no cost optional extra.
7. All metal film resistors used.
8. Pre-tinned PC boards.
9. Special black anodised rear panel with silk screened white lettering and format borders.



Don't forget the Jaycar Superfinish Front Panel Only \$49.50.

ALL THIS FOR ONLY

\$275

The standard 5000 preamp is available at \$245.

5000 POWER AMPLIFIER
PERHAPS THE PERFECT REALISATION OF THE CLASSIC POWERFET AMP DESIGN.

ONLY \$289

or \$299 with Superfinish front panel

Refer ETI Jan-April 1981.

Top quality Jaycar kit with high quality capacitors and 1% metal film resistors as standard. 100 watts r.m.s. per channel into 8 ohms.

480/100W AMP KIT SLASHED

The famous Jaycar version of this kit is renowned for its road designed metal cabinet. When you buy this kit there is nothing else needed for a 100W slave P.A. Add the Jaycar 2-input mixer-preamp module (with bass/treble) at only \$30 and you have a complete P.A.!!!



Normally \$130
SAVE OVER \$30

January

Only **\$99**

- THAT MEANS YOU CAN HAVE A COMPLETE PA WITH PREAMP FOR LESS THAN THE NORMAL COST OF THE PA ALONE!!

MUSICOLOR IV

Musicolor IV Ref: EA. ~~\$/81~~
The price on this superb kit has now been permanently reduced to only \$85. Our kit is in the original box as described in the project.




NEW LOW PRICE **\$85**

SAVE \$9.50*

DISCO STROBE

NOT A KIT - Complete built-up.

- housed in a smart wooden cabinet
- 0-12 powerful flashes/second
- just plugs into a power point



only **\$36.50**

Lab Notes

Zero-voltage switching with the CA3059

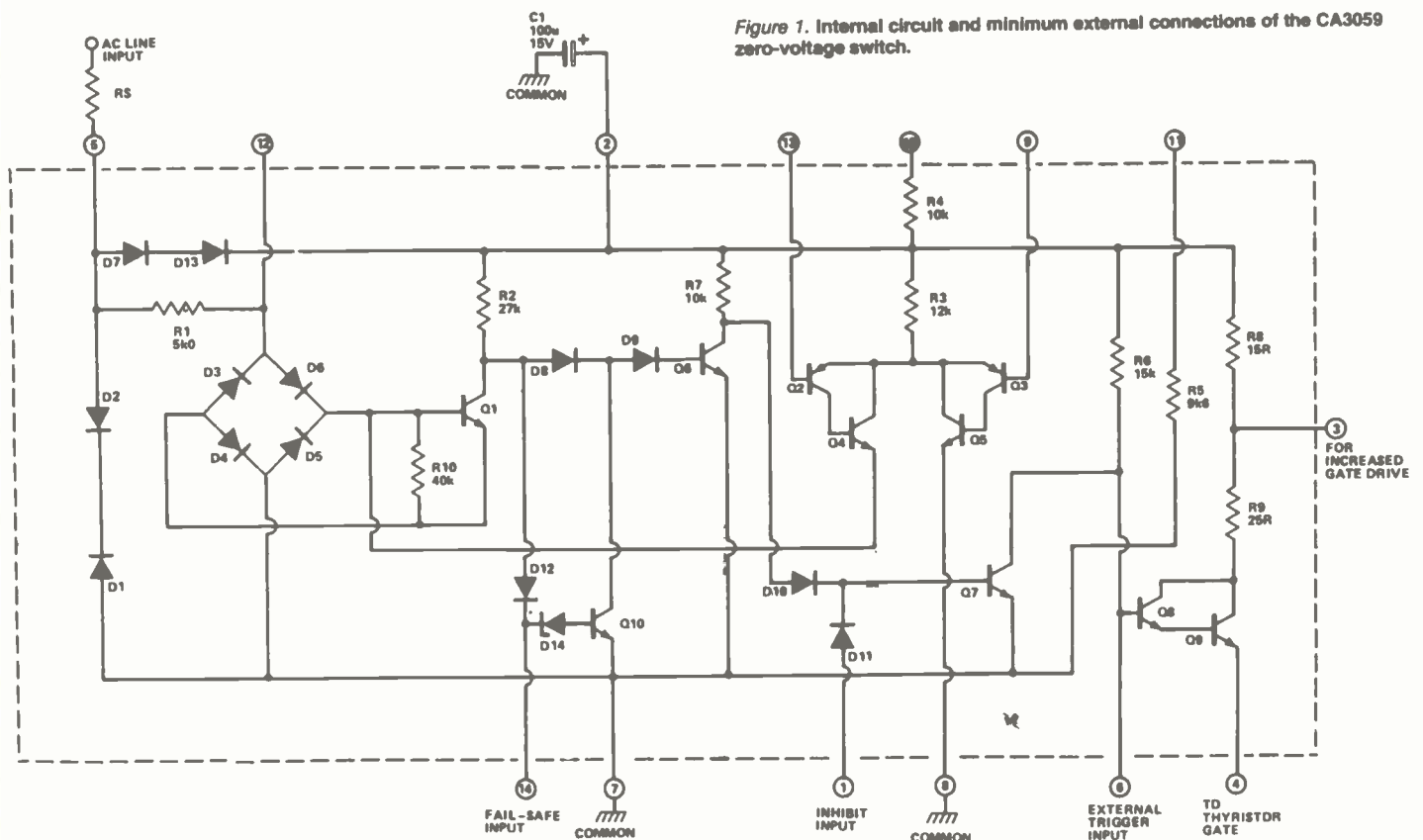
Ray Marston

The control of mains power employing triacs has wide application — light dimmers, motor controllers, etc — but the radio frequency interference (RFI) produced can be difficult to suppress. A more elegant solution is to switch the mains on and off at or near where it passes through the 'zero volt' point. This article discusses the technique with reference to an IC developed specifically for this application — the CA3059.

THERE ARE TWO basic ways of switching mains power to a load — either via a mechanical switch or via a solid state switch such as a triac. Mechanical switches are fairly slow-acting devices; they suffer from severe arcing at the moment of switching and

generate a great deal of RFI (radio frequency interference) at switch-on and switch-off. This RFI can often be heard on domestic radio and TV sets and can cause malfunctioning of some electronic equipment (particularly digital equipment).

Triac switches are fast-acting devices and do not suffer from arcing problems. Nevertheless, they are still capable of generating considerable RFI at switch-on. Why? As the triac turns on, the load current may rise from zero to several amps in a mere couple of microseconds;



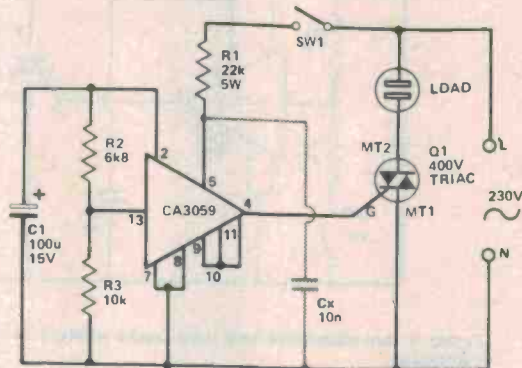


Figure 2. A simple mains-switched zero-voltage switch. Cx may be used to overcome latching deficiencies of some triacs.

since this current flows through the mains wiring, the wiring may radiate a great 'splurge' of RFI in response to this heavy surge current. The magnitude of the RFI is proportional to $\delta i/\delta t$ and can be reduced by either reducing the surge current amplitude or increasing the surge current rise time, or possibly both; once the triac has turned on, the subsequent large 'rise time' of the 50 Hz mains signal causes virtually zero RFI even when load currents of tens of amps are being drawn.

Thus the degree of triac switch-on RFI is proportional to the value of instantaneous mains voltage at the moment of triac turn-on. If a 100 ohm load is being driven from 230 Vac mains, the surge current will be 3.25 A if switch-on occurs at a 'crest' value of 325 V, or a mere 32.5 mA if switch-on occurs at a 'near zero-crossover' value of 3.25 V.

Triacs are self-latching devices. If they are turned on by a brief gate signal, they remain on until their main-terminal currents fall below a minimum 'holding' value of a few milliamps. They automatically turn off at the end of each mains half cycle as their main-terminal currents fall to near-zero. They can be turned on near the start of each half cycle as soon as their main-terminal currents are capable of exceeding the minimum holding value.

Thus, a triac can be persuaded to generate virtually zero switch-on RFI by feeding it with gate current *only* when the instantaneous mains voltage is close to the zero or crossover value at the start of each half cycle. This

technique is known as 'zero-voltage switching'. Special zero-voltage triac-driving ICs are available from a number of manufacturers. One such device is the CA3059, manufactured by RCA.

The CA3059 zero-voltage switch

The internal circuit and minimal external connections of the CA3059 zero-voltage switching IC are shown in Figure 1. The device is housed in a 14-pin DIL package and incorporates dc power supply circuitry, a zero-crossing detector, triac gate drive circuitry and a high-gain differential amplifier/gating network. Circuit operation is as follows.

Mains power is connected between pins 5 and 7 of the device via limiting resistor R_s (22k, 5 W when 230 V mains is used). D1 and D2 act as back-to-back zeners and limit the pin 5 voltage to ± 8 V. On positive half cycles D7 and D13 rectify this pin 5 voltage and generate approximately 6.5 V across the 100 μ F capacitor connected to pin 2. This capacitor supplies sufficient energy storage to drive all internal circuitry and provide adequate triac gate drive, with a few milliamps or so spare drive available for powering auxiliary (external) circuits.

Bridge rectifier D3-D6 and transistor Q1 act as a zero-voltage detector, their action being such that Q1 is turned on (driven to saturation) whenever the pin 5 voltage exceeds ± 3 V. Gate drive to an external triac can be made via the emitter (pin 4) of the Q8-Q9 Darlington pair of transistors, but is available only

when Q7 is turned off. When Q1 is turned on (pin 5 greater than ± 3 V) Q6 is turned off through lack of base drive, so Q7 is driven to saturation via R7 and no triac gate drive is available from pin 4. Triac gate drive is thus available only when pin 5 is close to the 'zero-voltage' or crossover mains value. When gate drive is available, it is delivered in the form of a narrow pulse centred on the crossover point with pulse power supplied by C1.

Vive la differential

The CA3059 incorporates a differential amplifier or voltage comparator, built around Q2 to Q5, for general purpose use. Resistors R4 and R5 are externally available for biasing one side to the amplifier. The emitter current of Q4 flows via the base of Q1 and can be used to disable the thyristor (pin 4) gate drive by turning Q1 on. The configuration is such that the gate drive can be disabled by making pin 9 positive relative to pin 13. The drive can also be disabled by connecting external signals to pin 1 and/or pin 14.

CA3059 switching circuits

Figure 2 shows the simplest possible way of using the CA3059 as a 'noiseless' switch with the zero-voltage switching provided via the IC and the triac and with on/off switching controlled by SW1. The circuit action is quite simple. The IC is connected to the mains via SW1 and limiting resistor R1; dc energy is stored by C1. The IC is wired in the 'enabled' mode by biasing the pin 9 side of the internal differential amplifier at half-supply (dc) volts via the pin 10 and 11 connections and by biasing the pin 13 side above half-supply via the R2-R3 divider network. Switch SW1 passes only a few milliamps of current and thus generates negligible RFI. The circuit can power mains loads such as lamps and heaters via a suitable rated triac.

The 'zero-voltage' triac-gate-drive pulse of the CA3059 is very narrow. In some applications, the pulse may terminate before the triac main-terminal currents have reached their minimum holding levels and self-latching may fail to occur. This problem can be overcome by wiring Cx as shown in Figure 2. This ▶

Lab Notes

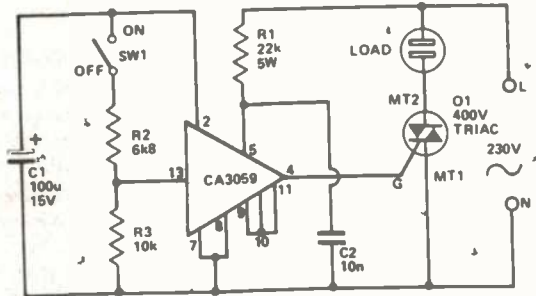


Figure 3. Direct-switched zero-voltage switch.

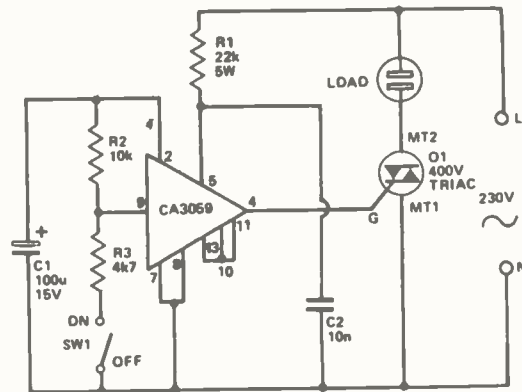


Figure 4. An alternative and very useful method of direct-switching the CA3059 IC.

capacitor, in conjunction with R1, gives a slight phase shift to the pin 5 signal and extends the 'zero-voltage' pulse further into the start of each mains half-cycle. A value of 10n is adequate in most applications.

The Figure 2 circuit consumes virtually zero mains power under the 'off' (SW1 open) condition. The only defect of the circuit is that SW1 operates at full mains voltage. This defect can be overcome by using the switch to directly

enable or disable the CA3059 logic circuitry, as shown in Figures 3 and 4, but in this case the circuit consumes a few watts of power (via R1) when the circuit is in the off mode.

The Figures 3 and 4 circuits work by

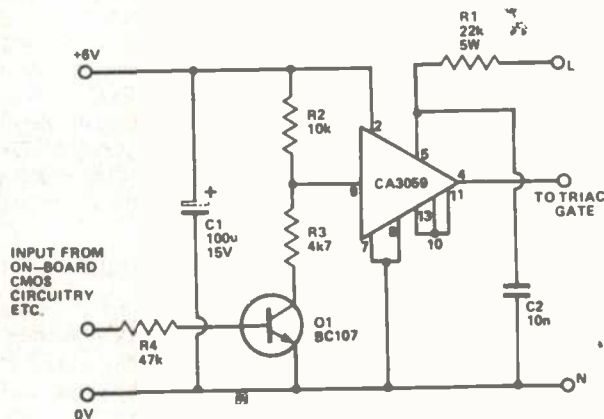


Figure 5. One method of transistor-switching the CA3059 via on-board CMOS circuitry such as one-shots, astables, etc.

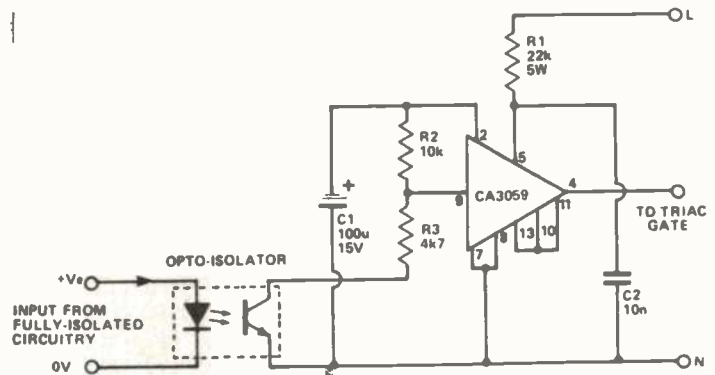


Figure 6. A method of remote-switching the CA3059 via an opto-isolator.

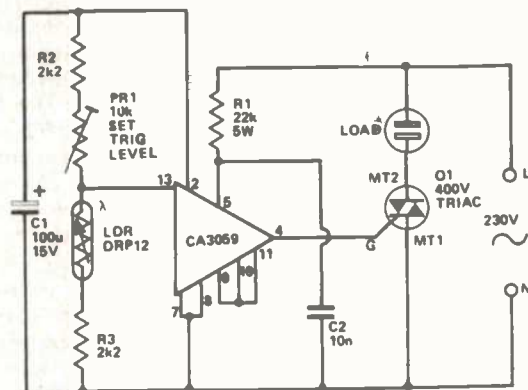


Figure 7. A basic dark-activated zero-voltage switch.

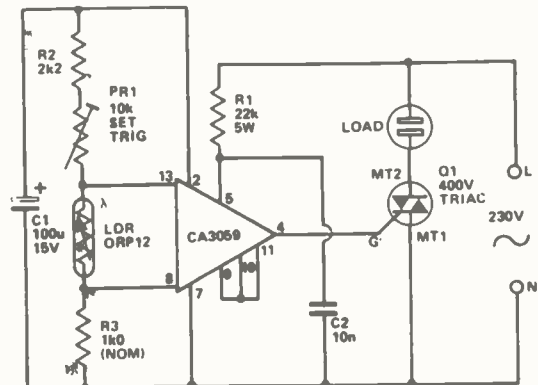


Figure 8. A dark-activated zero-voltage switch with hysteresis provided by R3.

using the switch to enable or disable the triac gate drive via the internal differential amplifier of the IC. Remember, the drive is enabled only when pin 13 is biased above pin 9. In the Figure 3 circuit, pin 9 is biased at half-supply volts and pin 13 is biased via R2-R3 and SW1. In Figure 4, pin 13 is biased at half-supply and pin 9 is biased via R2-R3 and SW1. In both circuits, SW1 handles maximum potentials of 6 V and maximum currents of 1 mA or so.

Note in Figure 4 that the circuit can be turned on by pulling R3 low or can be turned off by letting R3 float. Figures 5 and 6 show how this simple fact can be put to use to extend the versatility of the circuit. In Figure 5 the circuit can be turned on and off by transistor Q1, which in turn can be activated by on-board CMOS circuitry (such as one-shots, astables, etc) that are powered from the 6 V pin 2 supply.

In Figure 6, the circuit can be turned on and off by fully-isolated external circuitry via an inexpensive optoisolator; the isolator needs an input current of only a milliamp or so to give the 'on' action.

CA3059 comparator circuits

The built-in differential amplifier of the CA3059 can readily be used as a precision voltage comparator that turns the triac on or off when one of the comparator input voltages goes above or below the other. If these input voltages are derived from transducers such as LDRs or thermistors, the on/off power control action can be controlled by ambient light levels or temperatures. Figures 7 to 10 show some practical circuits of these types.

Figure 7 shows the circuit of a simple dark-activated zero-voltage power switch. Here, pin 9 is tied to half-supply volts and pin 13 is controlled via the R2-PR1-LDR-R3 potential divider. Under bright conditions the LDR has a low resistance, so pin 13 is above pin 9, the triac is enabled and power is fed to the load. The precise threshold level of the circuit can be preset by PR1.


Figure 8 shows how a degree of hysteresis or 'backlash' can be added to the above circuit, so that the triac does not switch annoyingly in response to small changes (passing shadows, etc) in the ambient light level. The hysteresis level is controlled via R3, which can be selected to suit particular applications.●

MPI Hi-D Mini Drives

taking care
of business

Just when you were convinced that only massive 8-inch drives could handle the big jobs, along comes MPI Hi-D, with up to 1 Megabyte capacity, 5 millisecond track-to-track, pushbutton media eject and head load for longer media and head life, all neatly squared away with the elegance and power efficiency of a 5¼-inch drive.

Need less storage? . . . MPI builds 40-, 77- and 80-track, single or double head 5¼-inch drives with the same classic 8-inch features.



Authorised Dealers:

Sydney: (02) E&M Electronics 51 5880, Applied Technology 487 2711, QT Computers 29 5599, Micro Repair 747 1061, Computer Components 868 3614. Wollongong: (042) Macelec 29 1455. Brisbane: (07) Baltec 36 5183. A.C.T.: (062) Ortex 80 5283. Boulevard 48 5411. Perth: (09) Micro Controls 325 2444, Electronic Systems 335 7313. Adelaide: (08) Rogers Electronics 42 6666, Micro'80 211 7244. Melbourne: (03) Stewart Electronics 543 3733, Ellstronics 602 3282, Altronics 489 8131, Pennywise Peripherals 82 2389, De Forrest Software 877 6946. Tasmania: Coastal Computers (004) 31 3259.



daneva australia pty ltd.

66 Bay Road, Sandringham, Vic., 3191. Ph: 598-5622. Telex: AA34439

SN 781

RIC ROD IRVING ELECTRONICS

425 High St, Northcote. Vic.


Phone (03) 489-8131. Telex 38897

HAPPY NEW YEAR TO ALL OUR CUSTOMERS

COMPONENT SPECIALS

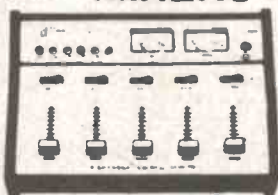
	1-9	10+
2708	\$5.20	\$4.50
2716	\$5.20	\$4.50
4116	\$2.00	\$1.80
2732	\$9.00	\$8.50
2114	\$2.00	\$1.80
2114 LP3	\$2.50	\$2.00
Z80 P10	\$5.90	\$5.25
BUX80	\$5.50	\$4.90

FREE!!
250 pack of resistors on purchase of over \$10 on presentation of this advertisement
Save \$10 (Normally 4¢ per resistor)



NEW

AUDIO MIXERS



• 2 Hi-Low microphone inputs
• 2 Magnetic Ceramic phono inputs
• Also tape and tuner inputs
• 2 VU meters
• Stereo or mono
• Independent CUE on each chan
• Compact size 26 x 20 x 6.5cm
• 9V battery operation, ext DC input socket

\$89

PRO Model



• Facilities for 4 stereo program input and 2 mic inputs
• Built-in low noise preamplifier for magnetic phonos and low or high impedance microphones
• Professional stereo slide controls
• Headphone circuits to monitor each input and output
• Talk switch to attenuate music volume 14db so mic's can be used without readjusting music levels
• 5 channel stereo graphic equalizer section using separate slider controls
• Meters monitor the output of left and right channels independently

\$189

"Selectalott"

With this great little kit you don't have to bother about thinking up numbers anymore. It features 40 LEDs and tells you what numbers to choose. Great for picking a winner.

\$22.50



CYLON VOICE

Are you sick and tired of that boring voice? Build this delightful little kit and impress your friends with the Cylon Voice.

\$18.50

'LE GONG' door bell kit

Are you sick of ding-dongs? You don't have to spend a fortune to hear a pleasant sounding doorbell. This great little kit does the job simply and cheaply (pushbutton not included).

\$15.00

ROD'S REAL VALUE SPECIALS



TRIO CRO'S NOW IN STOCK

(write for full product range and price list)

130 mm DUAL-TRACE
15 MHz TRIGGERED SWEEP
OSCILLOSCOPE

TRIO \$495
plus tax

* Simplified circuitry improved performance and dependability have been successfully realised with the use of IC's throughout.

* A vertical amplifier provides as wide a bandwidth as DC to 15 MHz, as high a sensitivity as 10 mV/div, and a low input capacitance.

* A sweep rate extends from 0.5 sec/div to 0.5 sec div in 19 ranges. Further, TV vertical and horizontal syncs are available for measuring video signals, and with its x5 magnified sweep, its range of application is extremely wide.

* Very easy X-Y operation of high input sensitivity for Lissajous measurements.

* Dimensions 260(W) x 190(H) x 385(D) mm Weight 8.4kg

REED SWITCH AND COIL **30¢**
NOW THRASHED TO RIBBONS **60¢**

RACK MOUNTING BOX



from **\$35**

Beautiful fashionable sturdy durable matt black finish

1-4 \$39.95

5 up \$35.00

Standard 19" (48.3cm) stacking

RELAY

• 8-12 V DC operation • 225 OHM coil resistance • Silver change over (S.P.D.T.) contacts handle up to massive 2 amps at 24 V DC or 100 V AC • Mounts directly on to PCB • Ideal for many applications

SAVE 1's 10's 25 up
\$1.50 \$1.20 \$1.00

sinclair : you're the greatest, now better than ever.

ZX81



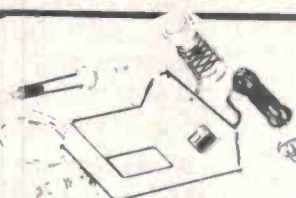
Personal computer,

\$245

COMPLETE WITH MAINS ADAPTOR, LEADS & BASIC MANUAL

REGULATORS

	1-9	10+
7805	90c	80c
7812	90c	80c
7815	90c	80c
7818	90c	80c
7824	\$1.00	90c
7905	\$1.20	\$1.10
7912	\$1.20	\$1.10
7915	\$1.20	\$1.10
7924	\$1.20	\$1.10



WELLER SOLDERING STATION

A transformer powered soldering station, complete with a low voltage, temperature controlled soldering pencil. The Special Weller features a 'closed loop' which controls maximum tip temperature, thereby protecting temperature sensitive components while the grounded tip protects voltage and current sensitive components. Features: • quick connect/disconnect plug for the soldering iron • extra large wiping sponge • tip tray to store extra tips • 2m flexible 3-wire power cord.

ONLY \$58.50

LCD PANEL METER KIT



This economical evaluation kit features on-board clock and reference, accuracy guaranteed to ± count over entire 2000 counts, single reference voltage for ratio/metric operation plus many more important features. Kit includes PC Board & hardware, A/D converter, LCD display, resistors, capacitors, wiring diagram, application notes and data sheet (power supply not included).


\$32.50

TO ORDER: Heavy items sent Comet Freight on Mail Order phone 481-1436. Wholesale Customers phone: RITRONICS WHOLESale 489-7099 or 489-1923. Mail Orders to P.O. 235 Northcote 3070. Minimum mail order \$2. Add extra for heavy items and registration, certified mail. Prices, spec. subject to change without notice.

Ideas for Experimenters

Pinpoint light

- 1 x 3.5 mm plug with tip and hardware removed
- 1 x suitable voltage 'wheat grain' bulb
- 1 x suitable length of cable and power terminations



BARREL AFTER TIP AND INSULATED CONNECTORS ARE REMOVED

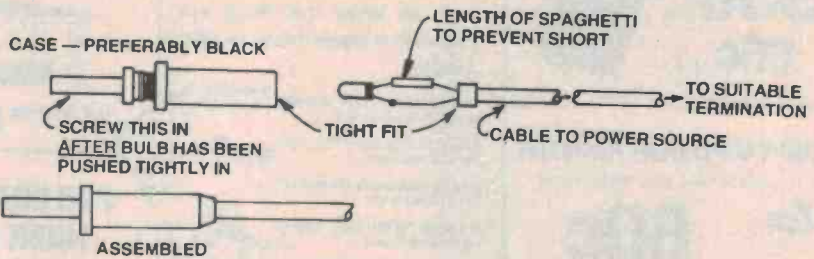


'WHEAT GRAIN' LIGHT BULB (TYPE USED: 12 V)

Ever needed a tiny light to illuminate a small corner? This device should find numerous applications around the home workshop, repair bench, etc. Construction is self-explanatory from the diagrams. Submitted by **W. Brown of Dromana in Victoria.**



MODEL 333 — RAPID ASSEMBLY CIRCUIT BOARD HOLDER.



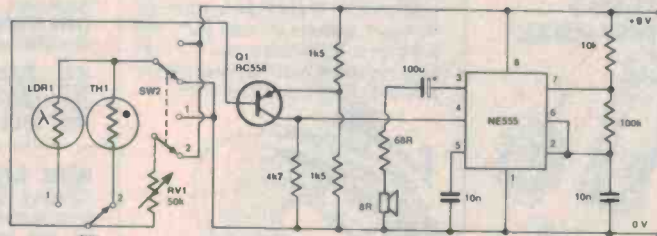
Versatile alarm

This versatile alarm circuit can be set to trip on light/dark/hot/cold, as an 'under' or 'over' alarm. **Justin Roff-Marsh of Oonoonba in Queensland** submitted the idea.

An LDR and a thermistor provide the appropriate sensing, selected by switch SW1. Switch SW2 sets the sensors to trip the relay as an 'under' or 'over' alarm. If SW2 is set to position 2, and SW1 to position 1, the alarm will trip when sufficient light falls on LDR1, reducing its resistance so that it provides bias to the base of Q1, via RV1 — the sensitivity control. With SW2 still on position 2 and SW1 on position 2,

the thermistor is selected and the alarm will be tripped when the thermistor reaches sufficient temperature to lower the resistance and provide enough bias to Q1 to turn it on. When SW2 is on position 1, bias is robbed from the base of Q1 when the light is above a preset level or the temperature is above a preset level, depending on which sensor is selected. When the light or temperature falls below the preset level — determined by RV1 — then Q1 turns on and the alarm sounds.

When Q1 turns on, it sets the 555, which commences to oscillate, its output driving the 8 ohm speaker, providing the alarm sound.



LDR1 = ORP12 OR SIMILAR
TH1 = SMALL DISC THERMISTOR
RV1: SENSITIVITY VALUE CAN BE CHANGED TO SUIT NEEDS
Q1: ANY GENERAL PURPOSE PNP TRANSISTOR SHOULD DO

SW2: 1 - UNDER ALARM; 2 - OVER ALARM

'IDEA OF THE MONTH' CONTEST

Scope Laboratories, who manufacture and distribute soldering irons and accessory tools, have offered to sponsor a contest with a prize to be given away every month for the best item submitted for publication in the 'Ideas for Experimenters' column — one of the most consistently popular features in ETI. Each month we will be giving away a Scope Panavise pc board holder, model 333 — as described in News Digest, p.8, October '81 issue. Selections will be made at the sole discretion of the editorial staff of ETI Magazine. Apart from the prize, worth about \$70, each winner will be paid \$10 for the item published. You must submit original ideas of circuits which have not previously been published. You may send as many entries as you wish.

RULES

This contest is open to all persons normally resident in Australia with the exception of members of the staff of Scope Laboratories, Murray Publishing, Offset Alpine, Australian Consolidated Press and/or associated companies.

Closing date for each issue is the last day of the month. Entries received within seven days of that date will be accepted if postmarked prior to and including the date of the last day of the month.

The winning entry will be judged by the Editor of ETI, whose decision will be final. No correspondence can be entered into regarding the decision.

Winner will be advised by telegram the same day the result is declared. The name of the winner, together with the winning idea, will be published in the next possible issue of ETI.

Contestants must enter their names and address where indicated on each entry form. Photostats or clearly written copies will be accepted but if sending copies you must cut out and include with each entry the month and page number from the bottom of the page of the contest. In other words you can send in multiple entries but you will need extra copies of the magazine so that you send an original page number with each entry.

This contest is invalid in states where local laws prohibit entries.

Entrants must sign the declaration on the coupon that they have read the above rules and agree to abide by their conditions.

COUPON

"I agree to the above terms and grant Electronics Today International all rights to publish my Idea in ETI Magazine or other publications produced by them. I declare that the attached idea is my own original material, that it has not previously been published and that its publication does not violate any other copyright".

* Breach of copyright is now a criminal offence.

Title of idea
Signature
Name
Date
Address
Postcode

Cut out and send to: Scope/ETI 'Idea of the Month' Contest, ETI Magazine, 15 Boundary St, Rushcutters Bay NSW 2011.

Will the other 48,000 Electronic enthusiasts now stand up !!!

E.A. and ETI reckon they print 60,000 magazines a month - well we calculate there is around 48,000 of you who haven't yet tried altronics for your electronic components supply. This is a pity on at least two counts. Firstly because your missing out on some real bargains on direct import quality components, and secondly because by the time you read this we will have expanded our ever growing mail order service department (over 700% growth in 12 months) to accommodate approximately 48,000 extra customers.

PRICES/QUALITY OK the prices are about the best in Australia right? And with our quality control we guarantee full replacement or refund for goods returned to us (in original condition) within 14 days of purchase apart from our 100% parts and labour warranty for a full 3 months. Then all that's left is to tell you about our three brilliant delivery services.

\$2 DELIVERY AUSTRALIA WIDE We process your order the day received and despatch via Australia Post. Allow approx. 7 days from day you post order to when you receive goods. Weight limited 10kg's.

\$4 DELIVERY AUSTRALIA WIDE We process your order day received and despatch via Jetservice for delivery next day.

BANKCARD HOLDERS CAN PHONE ORDER UP TO BPM (EST) FOR NEXT DAY DELIVERY - SOUNDS INCREDIBLE DOESN'T IT? Alright you cynics just try us! Weight limit 3.3kg's. Jetservice cannot deliver to P.O. box numbers (Australia Post would have a fit).

\$10.00 HEAVY HEAVY SERVICE - AUSTRALIA WIDE All orders over 10kg's must travel on the heavy service, that is - road express. Delivery time 7 days average.

WHAT COSTS \$4.00 AND TRAVELS AT AROUND 130 MILES PER HOUR? Our Jet delivery service that's what! David Nichols of Wybalena Grove, Cook Act rang us the other day to exclaim that his order phoned through the previous day at 7.30pm (est) had just arrived (it was 10.00 o'clock next morning) "that's an average of 130 miles an hour!" Calculates Dave - - - - - strewh!

ROTARY SWITCHES

All with 1/4 in shafts

S3002	6	POL	2POS
S3003	4	PDL	3POS
S3004	3	POL	4POS
S3005	2	POL	5POS
S3006	2	POL	6POS
S3012	1	POL	12POS

\$1.40 ea
10 UP \$1.20



HEAVY DUTY RELAY AND SOCKET IDEAL FOR SWITCH 240V 12V coil

DPDT contacts rated 240V AC 10 AMP includes socket

new low price **\$7.50**



MINI RELAY



PRICE BREAK THROUGH ON CRADLE RELAY SOCKETS

S4058 FOR DPDT RELAY
S4059 FOR 4PDT RELAY

\$1.00 25 UP .90



FLASHING LED

5mm red led with inbuilt micro circuit were \$1.50

now **49c.**

CAT.NO	COIL VOLTS.	COIL RESIST.	CONTACT SET	MAX SW CURRENT	MAX SW CAPACITY	PRICE 1-24	PRICE 25 UP
S4060	12	400	SPDT 1A	100VA	100VA	\$1.50	\$1.25
S4061	12	300	DPDT 1A	100VA	100VA	2.00	1.60
S4066	12	400	SPDT 3A	350V	350V	2.00	1.60

RELAYS FROM THE IMPORTER

Cradle relays, pinout compatible with Ilt and siemens. High sensitivity, high reliability Gold flashed contacts. *Operate time 15ms max *Release time 10ms max *Insulation resistance 100 M OHM at 500 V DC *Dielectric strength 1000 V AC (1 min)



SAVE 30%

CAT.NO	COIL VOLTS.	COIL RESIST.	CONTACT SET	MAX SW CURRENT	MAX SW CAPACITY	PRICE 1-24	PRICE 25 UP
S4067	12V	325	DPDT 2A	120VA	120VA	\$4.50	\$3.90
S4068	24V	1600	DPDT 2A	120VA	120VA	4.50	3.90
S4070	12V	185	4PDT 1A	60VA	60VA	4.95	4.50
S4071	24V	700	4PDT 1A	60VA	60VA	4.95	4.50

SCHOOLS, UNIVERSITIES, GOVERNMENT DEPARTMENTS Your orders are very welcome - simply post or phone your order and nominate delivery service required.

PERSONAL SHOPPERS Hey these great bargains are for you twol Come see us soon - ask us for a free \$2 voucher, limit one per customer and valid for use with any purchase \$20.00 or more January/February only.

Rush in your order NOW, we will rush it back

AT LAST THE FABULOUS ETI 5000 STEREO PRE AMP


(Brilliantly designed by Australia's top audio engineer David Tilbrook)



EXCLUSIVE metal film 1% resistors supplied throughout. EXCLUSIVE Iorin low noise high relaiity switches supplied. Kit includes absolutely all components and full instructions and includes superb instrument rack cabinet. COMPLETE KIT ONLY \$245.00 - SEE ETI OCT 81

CREDIT CARD CALCULATOR

Extra thin, quality altronics import. Ideal for student, business man and overseas traveller for those currency conversions etc - and at our price who needs "Duty Free?" Slips neatly into the wallet.



Includes Wallet!
\$9.95

VOESA LCD CALCULATOR LC-5

USES 2 STANDARD PENLIGHT BATTERIES *High visibility display *2 years operation Plus on two 25c batteries *Altronics Direct Import NOTE - Delinety the most easy to use calculator I have ever had - Jack O'Donnell M.D. Altronics

\$12.50
Exc. Batteries



NEONS

220-260V
9mm Panel Mounting
S4015 Red
S4016 Green

90c
10 UP 75c

\$1.50 DALO PENS



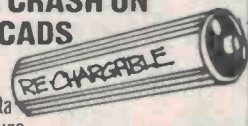
Great PC art-work ald.

HARD TO GET SEMIS AT BARGAIN PRICES

2N6027 PUT	65c	MPF105	50c	BF470	\$1.00	UAA 170	\$3.80
BF115	75c	LM380	\$1.60	VN88AF VMOS	\$3.95	2N3055	85c
MPF102	55c	CA3140	\$1.25	MEL12 PHOTO	95c	BUX80	7.95
HF/VHFFET		BF469	\$1.00	DARLINGTON	95c	BU208	4.20
MPF104	50c			LAM3915 LED	\$3.50	LM317K	2.95
				BAR/DOOT ORVR		LM309K	3.50
						TA7205	2.95
						MPF105	50c
						LM339	1.75

PRICE CRASH ON AA NICADS

Quality Matsushita manufacture 1.2v 500mah



\$1.50

INFRA RED LED SAVE 60%

Philips COY89A

1-24 25-99 100 up
75c 65c 55c



ETI 5000 MOSFET AMP MOSFET BARGAINS

*Audio Power module kit \$59.95 (1 channel) *Power transformer \$37.50 with copper flux strap *Electro's 8000 MF/75V \$9.50 *Mosfet semi's hitachi 2SK134, 2SJ49 \$6.00 ea.

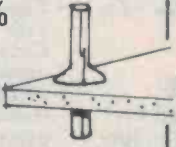


*COMPLETE AMP KIT \$289.00 Includes superb finish front panel/heat-sink and every last nut and bolt, even solder! FULL INSTRUCTIONS INC.

PC STAKES (PINS) SAVE 33%

Pack 100 (ave)

\$2.00 only



NEW OP AMPS

Used in the 5000 series preamp



NE5534N **\$1.25** 10 up \$1.15
NE5534AN **\$1.95** \$1.85

Bitsav RESIN CORE SOLDER


\$1.00 OFF 200g reel Lab grade 1mm diam BARGAIN



\$3.95 10 UP **\$3.50**

ALTRONICS
105 Stirling St. PERTH
(09) 328 1599
for instant service

ALL MAIL ORDERS:
BOX 8280 PERTH
Stirling St. WA 6000



TYPE-'N-TALK™ IS T.N.T.

The exciting text-to-speech synthesizer that has every computer talking.

Cat. X-3290

- Unlimited vocabulary
- Built-in text-to-speech algorithm
- 70 to 100 bits-per-second speech synthesizer

Type-'N-Talk™, an important technological advance from Votrax, enables your computer to talk to you simply and clearly — with an unlimited vocabulary. You can enjoy the many features of Type-'N-Talk™, the new text-to-speech synthesizer, for just \$525.00.

You operate Type-'N-Talk™ by simply typing English text and a talk command. Your typewritten words are automatically translated into electronic speech by the system's microprocessor-based text-to-speech algorithm.

The endless uses of speech synthesis.

Type-'N-Talk™ adds a whole new world of speaking roles to your computer. You can program verbal reminders to prompt you through a complex routine and make your computer announce events. In teaching, the computer with Type-'N-Talk™, can actually tell students when they're right or wrong — even praise a correct answer. And of course, Type-'N-Talk™ is great fun for computer games. Your games come to life with spoken threats of danger, reminders, and praise. Now all computers can speak. Make yours one of the first.

Text-to-speech is easy.

English text is automatically translated into electronically synthesized speech with Type-'N-Talk™. ASCII code from your computer's keyboard is fed to Type-'N-Talk™ through an RS-232C interface to generate synthesized speech. Just enter English text and hear the verbal response (electronic speech) through

your audio loud speaker. For example: simply type the ASCII characters representing "h-e-l-l-o" to generate the spoken word "hello".

TYPE-'N-TALK™ has its own memory.

Type-'N-Talk™ has its own built-in microprocessor and a 750 character buffer to hold the words you've typed. Even the smallest computer can execute programs and speak simultaneously. Type-'N-Talk™ doesn't have to use your host computer's memory, or tie it up with time-consuming text translation.

Data switching capability allows for ONLINE usage.

Place Type-'N-Talk™ between a computer or modem and a terminal. Type-'N-Talk™ can speak all data sent to the terminal while online with a computer. Information randomly accessed from a data base can be verbalized. Using the Type-'N-Talk™ data switching capability, the unit can be "de-selected" while data is sent to the terminal and vice-versa — permitting speech and visual data to be independently sent on a single data channel.

Selectable features make interfacing versatile.

Type-'N-Talk™ can be interfaced in several ways using special control characters. Connect it directly to a computer's serial interface. Then a terminal, line printer, or additional Type-'N-Talk™ units can be connected to the first Type-'N-Talk™ eliminating the need for additional RS-232C ports on your computer. Using unit assignment codes, multiple Type-'N-Talk™ units can be daisy-chained. Unit addressing codes allow independent control of Type-'N-Talk™ units and your printer.

Look what you get for \$525.00. TYPE-'N-TALK™ comes with:

- Text-to-speech algorithm
- A one-watt audio amplifier
- SC-01 speech synthesizer chip (data rate: 70 to 100 bits per second)
- 750 character buffer
- Data switching capability
- Selectable data modes for versatile interfacing
- Baud rate (75-9600)
- Data echo of ASCII characters
- Phoneme access modes
- RS-232C interface
- Complete programming and installation instructions

The Votrax Type-'N-Talk™ is one of the easiest-to-program speech synthesizers on the market. It uses the least amount of memory and it gives you the most flexible vocabulary available anywhere.

DICK SMITH Electronics

SYDNEY 290 3377
 NEWCASTLE 61 1896
 WOLLONGONG 28 3800
 CANBERRA 80 4944
 MELBOURNE 67 9834
 ADELAIDE 212 1962
 PERTH 328 6944
 BRISBANE 391 6233



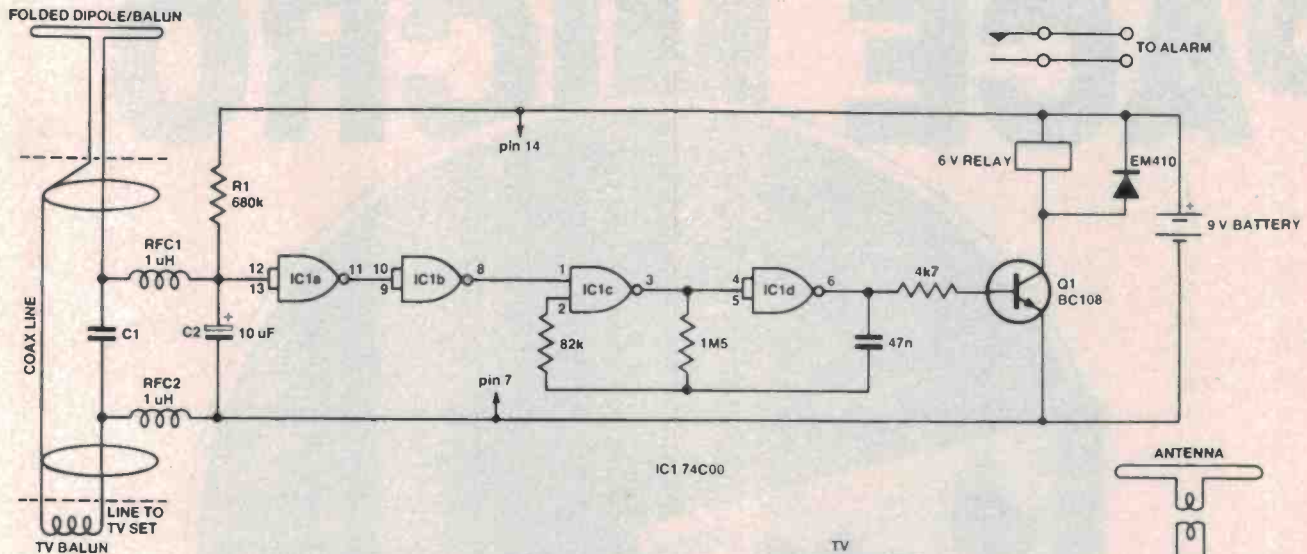
Mail Order Centre: PO Box 321, North Ryde 2113. Phone: (02) 888 3200

ANY TERMS OFFERED ARE TO APPROVED APPLICANTS ONLY.



DSE/A122/LM

Ideas for Experimenters



TV 'watchdog' alarm

If you don't want your TV set stolen from under your nose, then this simple alarm should do the trick. The idea comes from G.N. Vayro of Broadmeadows in Victoria.

The device is a simple supplementary burglar alarm. It is designed to awaken householders if a burglar strikes at night and to so shock a would-be thief that he/she flees in panic.

It operates on the basic closed wire loop principle, i.e.: breaking the loop at any point activates the alarm. The TV antenna, coax or ribbon and the set's internal balun are used as the loop, therefore installation effort is practically nil.

The alarm is completely self-contained and all components including battery are mounted inside a small jiffy box. A standard Belling-Lee plug is mounted on the box so it plugs directly into the TV set. The antenna lead plugs

into a socket on the opposite side of the jiffy box. The alarm is operated (after a delay) if the antenna is unplugged from the alarm or if the alarm is unplugged from the TV set.

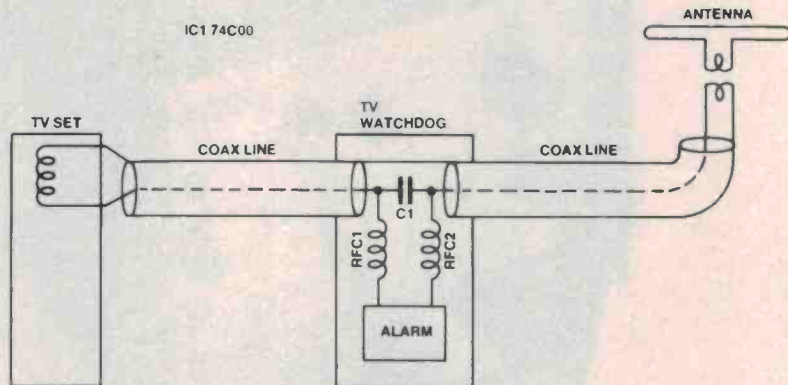
The unit is isolated from the TV signals by RF chokes, and TV signals bypass the alarm via a capacitor. The antenna loop circuit holds C2 discharged and current flows in the loop via a 1M5 resistor.

When the loop is opened C2/R1 provide a ten-second delay before the alarm operates. This is so the would-be

burglar does not know what activated the alarm. IC1b inverts the logic level and activates IC1c and IC1d, which oscillate at about 4 Hz. IC1d drives Q1 via a current-limiting resistor and Q1 pulses a relay to switch an alarm or a piezoelectric transducer direct.

Quiescent current is very low and a 9 V transistor battery should last almost to its shelf life.

When activated, the alarm draws only about 6 mA (average) and makes a very loud noise due to the efficiency of the piezoelectric transducer.



Winding metal detector coils

A highly novel approach to winding coils for home-made metal detector search heads has been suggested by Malcolm Young of Dunedin, N.Z.

As the coils consist of a number of turns wound to a large diameter, a suitable former can be obtained by

using a party balloon! Just blow one up to the right size, carefully wind on the required number of turns and apply five-minute epoxy to secure the turns. After the epoxy has dried, pop the balloon — presto! a self-supporting search coil.

Any ideas?

Have you had a bright idea lately, or discovered an interesting circuit modification? We are always looking for items for these pages, so naturally we'd like to hear from you.


We pay between \$5 and \$10 per item — depending on how much work we have to do on it before we publish it.

The sort of items we are seeking, and the ones which other readers would like to see, are novel applications of existing devices, new ways of tackling old problems, hints and tips.

THE NEW PACE MICRO



DESOLDERER



Repair PCB's Anywhere!

Finally there's a power desoldering and soldering system that's so portable, you can use it anywhere. Depot. Service centre. Mobile van. On site. Anywhere! Yet it will even outperform most bench top systems in key areas:

- One-minute warm-up • Precise tip temperature control
- Spike-free operation • Finger-activated vacuum
- Desoldering and soldering with one handpiece
- AC and 12VDC source operation
- Compact and lightweight

Call or write today for FREE brochure:

COLTRONICS TRADING COMPANY

8 Gipps Road, Greystanes, 2145
Telephone: SYDNEY (02) 636 7211
NZ WAIKANA I 6739

PAGE[®]

Micro Portable

Systems for PCB Repair Anywhere™

Shoparound

THIS PAGE is to assist readers in the continual search for components, kits and printed circuit boards for ETI projects. If you are looking for a particular component or project - check with our advertisers if it is not mentioned here.

ETI-570 Infrared trip relay

Components for this project are widely available and readers should experience little difficulty. If, however, you can't locate a source for the CQY89A infrared LEDs and the BPW50 IR detector diode, then one or more of the following firms may be able to assist: in Melbourne - All Electronic Components, Rod Irving Electronics, Tasman Electronics, Magraths, Kalelectronics and Raycross Electronics; in Sydney - Electronic Agencies, Radio Despatch Service and Jaycar; in Perth - Altronics (... and they're cheap!). Note that Dick Smith carries the CQY89A, but not the BPW50. You could substitute a BPW34 (which D.S. does carry) but the BPW50 is recommended for better sensitivity.

We understand All Electronic Components and Rod Irving Electronics will be carrying kits of this project. If you have most of the parts but require the pc board, suppliers are listed at the end of this column.

ETI-333 Reversing alarm

This project will be widely stocked as a kit, we believe. Ask for it at your local Dick Smith store, or try All Electronic Components or Rod Irving Electronics. Parts and pc board will be available from Radio Despatch Service, also. Note that piezo alarms are widely stocked. For pc board, see the suppliers listed at the end of the column.

ETI-259 Incremental timer

Same story on this one. There's nothing particularly special about any of the components. Kit suppliers as for the ETI-333.

ETI-726 6 & 10 metre RF P.A.

This 70 watt power amplifier for the 28 and 52 MHz amateur bands has enjoyed

a resurgence in popularity recently, probably owing to the increased activity on these bands. However, we have been receiving quite a few enquiries as to where to get the parts, as our original Shoparound advice no longer holds. The last sole supplier (so far as we know) is 'old reliable' All Electronic Components of 118 Lonsdale St, Melbourne 3000, (03)662-3506. If you want a kit, or just the DX542CF transistor, they're the people!

PC Boards, panels etc.

Almost every pc board ever published by ETI may be obtained from the following firms:

RCS Radio
651 Forest Rd
Bexley NSW 2207

All Electronic Components
118 Lonsdale St
Melbourne Vic. 3000

In addition, many of our boards are stocked by Radio Despatch Service or, if they haven't got your requirements in stock, can have them made to order for you. Here they are:

Radio Despatch Service
869 George St
Sydney NSW 2000

The same three firms can provide front panels for our projects, too.

For the projects we've done over the past three or four years, many (if not most) pc boards and panels may be obtained through the following firms:

Mini Tech
P.O. Box 9194
Auckland N.Z.

James Phototronics
522 Grange Rd
Fulham Gardens S.A. 5024

Sunbury Printed Circuits
10 Counihan St
Sunbury Vic. 3429

Jemal Products
P.O. Box 168
Victoria Park W.A. 6100

Rod Irving Electronics
425 High St
Northcote Vic. 3070



PRICE REDUCTIONS

Because of economies of production and favourable exchange rates, Electromark has been able to reduce prices by 15% to 30% over the whole range of amplifier modules. Write enclosing 45¢ postage for data sheets and new price list.



		Standard with Heatsinks		
BIPOLAR		Without Heatsinks (P)		
MODEL NUMBER	OUTPUT POWER WATTS RMS	DISTORTION		SUPPLY VOLTAGE TYP/ MAX
		TNB TYP at 1kHz	IMD 60HZ/ 7kHz 4:1	
HY30	15w/4.8Ω	0.015%	<0.006%	± 18 ± 20
HY60	30w/4.8Ω	0.015%	<0.006%	± 25 ± 30
HY120	60w/4.8Ω	0.01%	<0.006%	± 35 ± 40
HY200	120w/4.8Ω	0.01%	<0.006%	± 45 ± 50
HY400	240w/4. Ω	0.01%	<0.006%	± 45 ± 50
HEAVY DUTY				
HD120	60w/4.8Ω	0.01%	0.006%	± 35 ± 40
HD200	120w/4.8Ω	0.01%	0.006%	± 45 ± 50
HD400	240w/4. Ω	0.01%	0.006%	± 45 ± 50
MOSFET				
MOS120	60w/4.8Ω	0.005%	0.006%	± 45 ± 50
MOS200	120w/4.8Ω	0.005%	0.006%	± 55 ± 80
MOS400	240w/4. Ω	0.005%	0.006%	± 55 ± 60

FP480. BRIDGING UNIT FOR DOUBLING POWER

Designed specially by I.L.P. for use with any two power amplifiers of the same type to double the power output obtained and will function with any I.L.P. power supply in totally sealed case, size 45 X 50 X 20 mm with edge connector. It thus becomes possible to obtain 480 watts rms (single channel) into 8 ohm. Contributory distortion less than 0.005%.

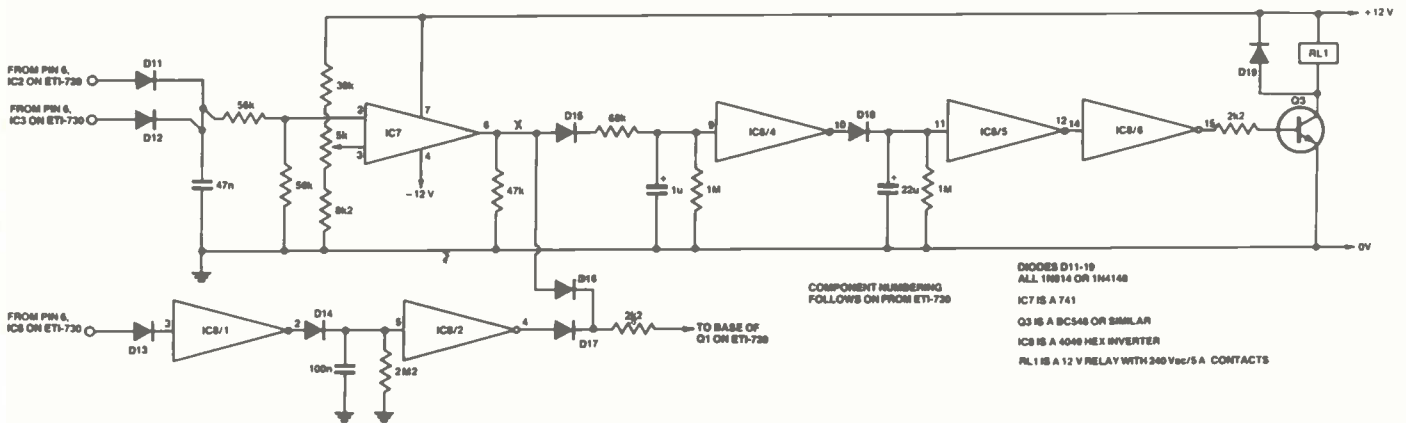
POWER SUPPLY UNITS AND TOROIDAL TRANSFORMERS ALSO AVAILABLE

ELECTROMARK PTY. LTD.

40 Barry Avenue,
Mortdale, NSW 2223

short circuits

Auto-start and anti-space for the ETI-730 RTTY decoder



AUTO-STARTS are used by many amateurs for unattended monitoring of a radioteletype (RTTY) channel. When a 'mark' or 'space' tone is received for approximately one second, this circuit will close a relay which can supply power to the teleprinter's motor and loop supply. When the tones disappear for about 22 seconds, the relay removes power from the machine until further RTTY signals are received.

In addition, this circuit contains 'anti-space', which will simulate a mark signal if a space tone is received for longer than 220 ms. Mark is also simulated when no signal is received or when voice is received. The design of this circuit prevents voice from activating the auto-start and, in about 98% of cases, will prevent 'phone signals from printing garbage. (This is controlled by RV1. A compromise must be chosen between introducing distortion and totally

eliminating 'phone from printing garbage).

Point X can be used to monitor the signal with a CRO or meter and facilitate tuning SSB signals (for those who do not have a CRO with X-Y facilities).

Input from the two CRO test point outputs of the ETI-730 go to IC7, a comparator, whose output is low when an RTTY tone (mark or space) is received. When no RTTY signal is present, driver transistor Q1 is saturated and a mark-hold condition is created. Combined with anti-space (IC8/1, IC8/2 and components), which simulates a mark tone after 220 ms of space tone is received, the teleprinter never chatters away for any length of time. The delay of 220 ms is chosen as at 45.45 baud; the longest space tone that is ever sent is about 132 ms.

Auto-start operation is controlled by the remaining gates of IC8. When an

RTTY tone is received, the 1 uF capacitor from pin 9 to 0 V discharges via the 1M resistor in parallel with it. In about one second, the output of IC8/4 goes high, charging the 22 uF capacitor on the input of IC8/5 and saturating Q3 via IC8/6. When the tone is removed, the 22 uF capacitor discharges via the 1M resistor in parallel with it and in approximately 22 s, the output of IC8/6 goes low and RL1 is turned off, removing power from the teleprinter.

The trimpot RV1 is adjusted to give a high output on IC7 with no signal, and a low output when a tone is received. A CRO placed at point X will show a steady -12 volts on an accurately tuned signal. If the signal is not tuned correctly, or noise is received, the trace is no longer a straight line at -12 volts, but spikes to +12 volts are obtained.

Ralph Youie VK3YR

ATTENTION!

SOURCE CODE

ACCOUNTS SOFTWARE \$1200.00

MAKE A PROFIT - SELLING CUSTOMISED VERSIONS

Our N.B.A.S. Version 1.3 accounts program designed to run under the CP/M operating system is now available. Written in CBASIC includes an integrated Accounts Payable, Accounts Receivable, General Ledger, Stock Control and comprehensive instruction manual (not the Osbourne system). Complete file lay-outs and variable descriptions are provided to make customisation an easy operation. Ideal for personal use or RESALE at a profit under your name. Up to 600 clients per disk, 1000 invoices, and 900 stock items to mention just a few features. For further details contact Software Services.

NULA
PTY. LTD.

7/91 WEST BURLEIGH ROAD,
BURLEIGH HEADS, QLD. 4220
PHONE (075) 35 2052

MAIL ORDER SERVICE

We can provide a range of computer products at low discount prices, compare our prices to others advertised in this magazine, for example:-

MICRO PRO	PERSONAL SOFTWARE (Apple)
Word Star (CP/M) \$399.00	Microchess 2.0 \$23.95
Mail Merge \$125.00	Zork \$36.95
Super Sort \$220.00	Visicalc 3.3 \$199.95
Word Star (Apple) \$355.00	Desktop plan 11 \$199.95
SORRENTO VALLEY (Apple)	
Disk Control for 8in. DD DS total capacity 2.2MB	\$695.00
Disk Control for 8in. SD SS	\$400.00

CALIF COMP SYSTEM

2422 Disk Control with CP/M	\$370.00	For our complete mail order catalogue send \$1.00 to cover postage.
2718 4-Port Serial Interface	\$305.00	
7710 Apple Async Interface	\$159.00	

(Sales Tax not included)

Contact Mail Order Department J

The FIX automatic synchronisation system eliminates complex synching procedures in the **TRIO CS1830, 30MHz/2mV dual trace scope** ... single sweep simplifies single pulse measurements ... trigger delay allows magnification of any part of the waveform ... alternate delayed sweep function enables the delayed or normal sweeps to be set for both channels 1 and 2 with either internal or external synching.



Ideal for video signals, digital and pulse work.

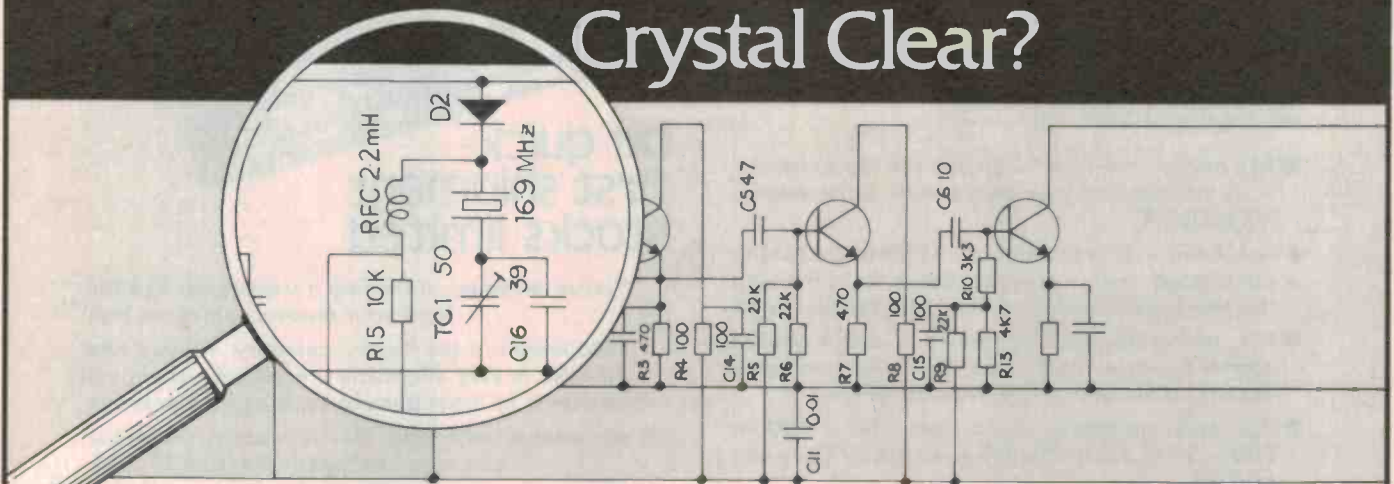
PARAMETERS^{PTY}LTD

Sold and Serviced Throughout Australia.

"Perfection in Measurement"

Sydney 439 3288 Melbourne 580 7444

Crystal Clear?



Rakon employs state of the art fabrication techniques to produce high quality crystals which meet the highest demands of modern communications and frequency control technology.

Supplied in a welded, hermetically sealed package, Rakon crystals are capable of operating within such limits as ± 5 parts per million over a temperature range of -10 to $+60$ degrees celsius, with low ageing characteristics.

Where the crystal parameters are unknown, our experienced engineering staff is available to advise on selection of the correct specification.

Standard Microprocessor Frequencies

Rakon also offers a quality range of low costs crystals specially designed for microprocessor applications.

New Zealand manufactured crystals are competitively priced and duty-free in Australia.

Inquiries concerning price and delivery should be forwarded to:



9 George Street, Mt. Eden,
P.O. Box 9308, Newmarket, Auckland.
Cables: "RAKON". Telex: 21682.
Phone (64-9) 605-010, 605-270.

Civil Aviation Department Approval No. AWB556

DICK SMITH

presents the transceiver
you've all been waiting for

the brilliant
YAESU FT-ONE



Chosen by Dr David Lewis
for the 1982 Antarctic
Scientific Expedition

look at these features

- ALL mode – even FM* – so you can 'go anywhere' – on its own, or teamed up with a transverter. It's brilliant!
- ALL band – it receives from 150kHz to 30MHz continuous, with resolution down to 10Hz! And the transmitter includes all the new WARC bands.
- ALL microprocessor controlled – which makes operation nice and easy for you (including keeping track of the FT-ONE's 10 VFO's!)
- ALL area operation: run it from 100 – 120 or 200 – 240V AC in the shack, or 13.5V DC when mobile!
- ALL solid state (of course!) with a massive complement of 659 semiconductor devices, including over 70 IC's!
- ALL performance – with better than 0.3uV sensitivity and more than 100W PEP output (SSB).

be quick- first shipment stocks limited

You've dreamed of owning a transceiver like this
Now your dreams can come true!

No longer in the 'luxury' category, Yaesu's new
FT-ONE is very affordable – especially when you
compare it to other general coverage transceivers.

If you want a transceiver that commands the bands,
you won't do better than the FT-ONE.

And you won't do better than buying your Yaesu
from Dick Smith Electronics: Australia's leading
factory-approved Yaesu agent . . . after all, we're
the ones who give you a full 12 month guarantee
AND guarantee to match or better any genuine
Yaesu price offered by other suppliers!

all this for only **\$1795**

* FM board optional at extra cost

Cat. D-2852

DICK SMITH Electronics

Sydney : Canberra : Melbourne : Adelaide : Perth :
Brisbane : Newcastle : Wollongong

COMMUNICATIONS



Russian Satellites to sport 'robot' transponder!

Three new Russian amateur satellites were due for launch December/January, according to European reports, each to include 'Mode A' transponders (as per the OSCARs) plus a unique 'robot' transponder.

The robot transponder is said to respond to an appropriate call by sending back the caller's call sign, a signal report and possibly a serial number for the contact.

Input/output frequencies for the

robot transponders are reported as 145.82/29.32 MHz, 145.83/29.33 MHz and 145.84/29.34 MHz for each of the three satellites. Mode A transponders are reported to have bandpasses that start 40 kHz above the two robot frequencies. (Thanks to HR Report).

Communications and the micro

A new concept in radio communications techniques has been developed by Philips by effectively 'marrying' sophisticated two-way radio and microprocessor technologies, they say.

The DS 1002 Data Radio System enables data as well as voice to be transmitted at high speed to and from any equipped fleet delivery and freight vehicles, service vans, mining trucks, police emergency and other authority vehicles, boats — in fact, any mobile.

Exhibited at IREECON, the DS 1002 frees the radio operator from verbally transmitting every message and allows greater concentration on actual fleet deployment. This efficiency can in turn lead to considerable savings being enjoyed in time, distance and fuel with a parallel increase in service, Philips

claim.

Whilst several basic modules make up the system, these may be configured in the optimum fashion for the chosen application. The DS 1002 Mobile Data Processor Unit (MDPU) is fully software controlled and can be programmed to operate with a number of vehicle peripherals, including a mobile printer, 14-digit alphanumeric keyboard control unit and dash-mounted mobile data control heads.

Further information on system elements and example application notes are available from Philips-TMC (Radio Division).



It's on again!


The VK amateur's Mecca, otherwise known as the Central Coast Amateur Radio Club Field Day, will be held this year on Sunday 25 February.

Venue, as usual (does Mecca ever move?; does a camel drink water?) is the Gosford Showground, Showground Rd, Gosford (and that's easy to remember as it's almost a palindrome). The fun starts at 8 am and registration is a mere \$4 for

men, \$2 for women and \$1 for harmonics.

As it's the club's 25th annual bash, they'll no doubt excel themselves. Going to Gosford? ... you're mad if you don't!

Channel King



Model 1114
Far Suburban
85" Long

QUANTUM Reception Light Years Ahead

A new breakthrough in Australian television to combat the ever increasing problems of Random Electronic Noise (snow) and multipath reception (ghosting) in suburban and outer suburban TV reception.

R.E.N. reaches your TV receiver from many sources. Two of these are (a) Noise received along with the signal, and (b) Noise generated by the Antenna itself as a result of receiving a signal.

In the past this was overcome by choosing an Antenna which would receive more signal, and thereby increase the ratio of signal to noise, unfortunately this increased the chance of picking up unwanted reflected TV signals (ghosting). Quantum approaches the problem from the opposite direction, by reducing the amount of noise picked up and generated by the Antenna the Quantum is able to decrease the possibility of picking up unwanted Ghost signals.

1117 Burwood Highway, Ferntree Gully, Victoria 3156
Telephone (03) 758 9111

HALF PRICE COMPUTER!

it had
to happen!

Are you fed
up with 'built up' projects?

Why not build this very high
quality kit computer and save
over 50% on equivalent built
up units!

A FULL SIZE COMPUTER KIT

You are supplied with a full
board including power-on
EPROM monitor, 16K of RAM,
cassette interface (relay
activated) for universal control
of any tape recorder, TV
modulator and direct video
output PLUS full size
professional keyboard - not a
'feel less' toy.

ALL THIS
FOR ONLY \$ **295**

Cat. K-3600

OUR MOST
POPULAR
KIT EVER!

Any extra parts
shown in illustration
are sold as
separate, chargeable
items.

OPTIONAL EXTRAS

Transformer (M-2325)	\$23.00
BASIC interpreter (tape) (K-3602) ...	\$24.50
IC socket set (K-3603)	\$12.50
BASIC in EPROM (K-3604)	\$99.50
S-100 Expansion (K-3606)	\$19.50

Yes, this would make the fully assembled
computer with above options.

ONLY \$355.00

THE
FANTASTIC
SUPER 80

Construction details and a full copy of the EA
article is supplied with each kit. We also have
available two very comprehensive manuals to
assist in construction and programming:

SUPER 80 Technical Manual (B-3600) ... \$12.50

SUPER 80 BASIC Handbook (B-3602) ... \$14.50

This book has over 50 separate versatile com-
mands. Features arithmetic and integer functions,
user-defined functions, machine language routines,
text editing, string operations. Also contains 25
error codes to assist you in programming.

**DICK SMITH
ELECTRONICS**



See our other advertisements in this
publication for store addresses, phone
numbers, post and packing, etc.

DSE/935M/LM

COMPUTING TODAY

The ZX Printer is here!

Sinclair Research has introduced a printer exclusively for use with the ZX-81 personal computer, and the ZX-80 with retrofit 8K ROM. The new printer features full alphanumerics and sophisticated high-resolution graphics. Cost is only \$175 tax paid!

ZX users who write and edit their own programs will find the printer of special value. They will be able to obtain hard copy of their listings and a permanent record of their computations and results.

Special features include COPY, which prints out exactly what is on the TV screen without further instructions. L LIST instructs the printer to produce an entire completed program, and L PRINT to print copy out on the printer and not the screen.

The ZX printer has 32 characters to the line, nine lines to the vertical inch (25.4 mm) and a

printing speed of 50 characters per second. For operation it is attached to the rear of the computer by a stackable connector which allows the 16K RAM pack to be used at the same time.

The printer is supplied with a 20 m roll of special aluminised paper, enough for over 250 full screens of text. Additional rolls are available from Sinclair in packs of five for \$25 the pack.

For further information contact Sinclair Equipment (Australia) P/L, 86-88 Nicholson St, Abbotsford Vic. 3067. (03)419-3033.



Computer satellite links

A powerful new technique for the high bandwidth transmission of data between computers is being established by a consortium involving the British Government, universities and industry. It comprises the combination of ground based Cambridge rings with satellite links and will cost some STG£3 million over a period of three years.

This scheme was devised at the Science and Engineering Research Council's Rutherford and Appleton Laboratories, and was initially proposed as a joint research project with Cambridge University and University College, London. The project is known as UNIVERSE (Universities Expanded Ring and Satellite Experiment) and was quickly extended when GEC-Marconi Electronics, Logica and British Telecom agreed to join in the work. The cost will be shared between these industrial concerns, the Department of Industry (of the British Government) and the Science and Engineering Research Council.

At each of six sites in the UK a cluster of computer devices will be connected into a network directly coupled to an earth station at that site. Thus each

computer at every site will be able to communicate with any other computer at the same site through the local site network and also will be able to communicate with any computer at any of the five remote sites through a satellite link.

Each of the six sites will be equipped with an earth station comprising a 3 m diameter dish antenna, a 14 GHz transmitter for the up link and a 11 GHz receiver for the down link. These earth stations will operate with the Orbital Test Satellite (OTS), which is positioned in geostationary orbit above the equator over Gabon. The operational life of this satellite is expected to extend until at least early 1984, so that there will be time for the equipment for project Universe to be obtained and installed by early 1982 and to enable two full

years of operational experience with the system at the very minimum.

This type of system could be expanded to cover many more sites (possibly up to about 30) for some commercial applications. It is anticipated that Britain will greatly benefit by the experience obtained through the operation of this complex system, and there will be a national demonstration facility to show potential overseas customers. The industrial companies participating in the scheme obviously hope for export orders and UK sales as a result of the work.

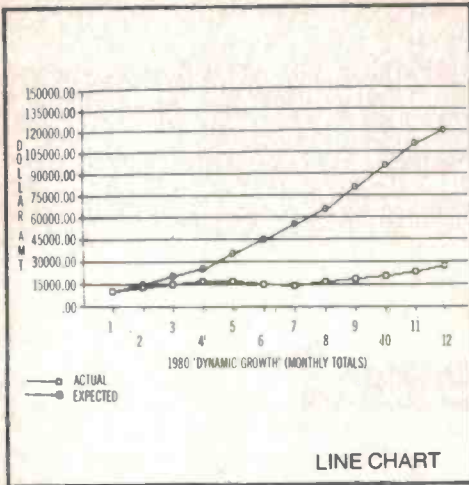
At distances of up to about 2 km, local data ring networks can provide high-speed data links between computers, packets of data flowing as signals with address labels defining the destination of each digital packet. For distances of up to about 100 m, twisted pairs of copper wires can be used to provide the connections, but at somewhat longer distances optical fibres are required to

prevent signal degradation. At still longer distances terrestrial microwave or satellite links are required to connect the data rings.

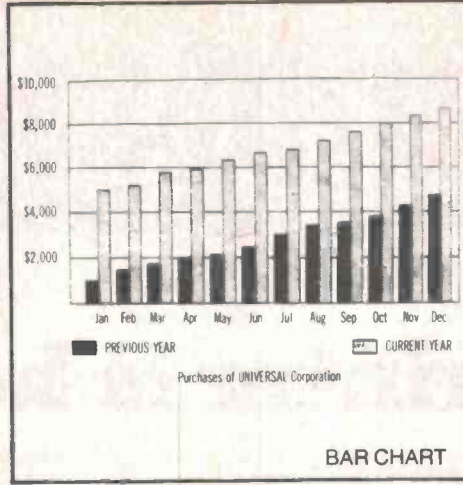
In underdeveloped countries satellite links are likely to be the only economic way of achieving high data rates, since they will have no existing complex telecommunications systems. The basic rate of digital data transfer from any station on the ring is 1 Megabit per second, but within a few years this will be increased to 10 Megabits per second.

Brian Dance

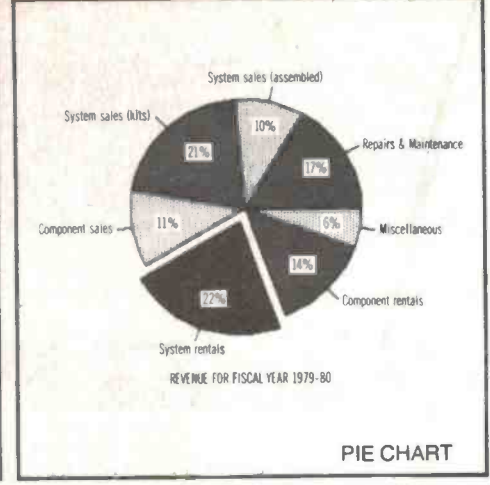




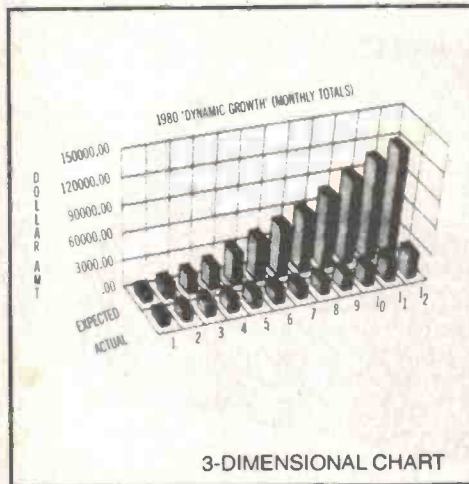
LINE CHART



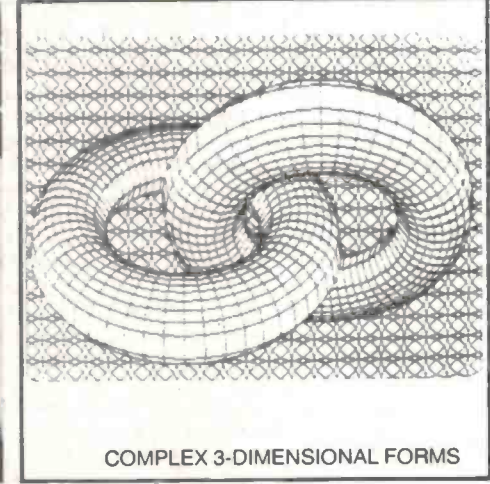
BAR CHART



PIE CHART



3-DIMENSIONAL CHART



COMPLEX 3-DIMENSIONAL FORMS

A business with all this at its fingertips must have an [®]Advantage.

With the North Star Advantage, A.D.E. can now offer to the computer industry a significant small business computer breakthrough. For the first time there is available a high performance, fully integrated desktop computer capable of producing bar charts, pie charts, plotted graphics and three-dimensional visuals. The Advantage's features include two integrated double-sides, double-density floppy disk drives, an 87 key Selectric[®] style keyboard which includes 15 programmable function keys, a 12-inch green graphics display, business graphics software and self-diagnostic capabilities. The A.D.E. Advantage package is completed with the excellent OKI Microline 82A Serial Dot Matrix Printer.



The small business computer user will be able to integrate graphics into everyday business without paying a premium. The Advantage package is available for a remarkable \$5,595. At that sort of price, and with the ability to produce everything from a 3-dimensional visual to a pie chart, the Advantage will give businessmen a chance to grab a bigger slice of the profit pie. Talk to your A.D.E. Representative now.

NorthStar 

ANDERSON DIGITAL EQUIPMENT PTY LTD

P.O. Box 322, MT. WAVERLEY, VIC. AUST. 3149 Phone: (03) 543 2077. P.O. Box 341, Pennant Hills, N.S.W. AUST. 2120. Phone: (02) 848 8533. Adelaide: 46 4062. Perth: 387 6055. Hobart: 34 4522. Brisbane: 350 2611. Darwin: 81 2712. Canberra: 58 1811. Newcastle: 69 1625. Albury/Wodonga: (060) 26 7209. New Zealand. Wellington: 69 3008. Auckland: 54 4224. Christchurch: 4 3001. New Guinea. Lae: 42 3924.

*Price includes duty, sales tax applicable.

®Registered Trade Mark



DHA/ADE5981/NST

Print-out

CP/M Bulletin Board operating in Sydney

Trevor Marshall's CP/M Bulletin Board and Remote Computer has moved from Perth to Sydney and is currently operating from 6 pm to 9 pm most evenings. All programs from the CP/M Users' Group (51 disks) and SIG/M Users Group (25 disks) are available by request. Directories and abstracts of these disks are available on-line and may be transferred or searched.

The Bulletin Board software supports directed or unrestricted messages and is essentially the same as the RBBS systems currently operating in the USA.

The remote computer has full HELP facilities (more than 260K of helpfiles) so if you have never used a CP/M-like computer before, type:

HELP CPM and
HELP THIS-SYS

after logging in and leaving the Bulletin Board program. A program called CHAT is available if you still need assistance.

Trevor's computer runs IOS, an enhanced version of CP/M. The CPU is a Z80 running at 5 MHz with 64K of user RAM. It has 2 Mbytes of files on-line on 8-inch floppies and uses an extra 48K of RAM purely for disk cache buffers (it's fast).

Anyone interested may log in by calling Sydney 95-5715. Connection is performed manually. A terminal and modem operating in the ANSWER mode at 300 or 110 baud is necessary in order to use the system.

Software exchange is performed (with handshaking) by the CP/M Users' Group MODEM7 protocol. If you do not have a copy of that program, type:

HELP SOFTWARE

VIC Centre

To coincide with the release of Commodore's low-priced home computer with sound and colour capabilities, Computerware have announced their establishment of 'The VIC Centre'.

The VIC Centre aims to provide a one-stop source for the VIC-20, VIC-20 hardware and VIC-20 software.

If you want to know what the VIC-

after logging in.

File 'squeezing' utilities are available which reduce transfer time of large files by up to 40%.

Trevor receives new programs and information regularly from Kelly Smith (the operator of the CP/M-NET in the USA), and currently has copies of Kelly's newsletters on Disk B.

All contributions are welcome (even if not fully finished) and selected gems will be sent to Kelly for raising on the US remote computer network. Contributed programs are left on B: for at least a month before archiving.

The SIG/M users' group disks include five disks of PASCAL-Z source as well as various useful hints about and programs for CP/M, together with the usual games. There are IBM to CP/M and DEC to CP/M file transfer programs.

Volume 11, a 241K ADVENTURE volume, is not available for modem transfer (it would take all day!) but enquiries from groups who wish to sub-distribute it (non-commercially) are welcomed.

Contact Trevor Marshall, c/o Nucleus Ltd, 14 Mars Rd, Lane Cove NSW 2066. Work: (02)428-1011; home: 95-5715.

20 system is all about, contact the VIC Centre at 305 La Trobe Street, Melbourne Vic. 3000. (03) 602-1006.

Printer graphics pack for Apples

Datatel Pty Ltd have released a hardware and software package that allows Apple owners to use all the graphic capabilities of the 88G and 99G printers manufactured by Micro Peripherals Incorporated.


Called the Apple Ap-Pak, the system includes a printer control card, interface cable, graphics and word processing software, and instruction manuals. Price in Australia will be around \$150 plus tax.

The hardware part of the Ap-Pak consists of an Auto Plot printer control card that plugs into the Apple II peripherals slot and drives an MPI graphics printer through a parallel I/O cable. In addition to the usual functions of a printer control card, the Auto Plot can transmit a picture from any Apple Hi Res display to the printer with a single keystroke. If the control parameters are supplied, it can print the Hi Res display in any of three heights and twelve widths, indented, rotated through 90°, or with two separate graphic files side by side.

The Ap-Pak includes two software

packages that show their versatility. Font Writer, used in conjunction with the Applewriter text editing system, allows users to select a printout in three different graphic fonts (text, bold or italic), with a choice of three heights and six widths, in addition to the standard ASCII fonts resident in the printer. Letter Post is a software package that prints individual letters to selected names from a mailing list. Prewritten paragraphs can be chained together and printed out in any typestyle available with Font Writer, and letters may be livened up by the insertion of graphics in the middle of the text.

For more information, contact the distributors, Datatel Pty Ltd, at 3 Raglan St, Sth Melbourne Vic. 3205. (03)690-4000, or 80 Chandos St, St Leonards NSW 2065. (02) 439-4211.



Motorola Memory System

A general purpose memory system which can accommodate up to 32 megabytes has just been announced by Motorola.

System 3000, as it is known, uses array boards mounting 288 64K dynamic ROM chips. An effective data transfer rate of 64 megabytes per second can be established through the use of parallel read with sequential addressing. At the memory buss level, the system can have an access time of 350 ns with error correction, or 275 ns without.

The standard package includes a card cage, power supply module, motherboard, two terminator boards, address-control card, error correction card, interconnect cables, interface card and two megabytes of RAM.

For more information, contact David Ednie of Rank Electronics on (03)541-8444.

GET INTO THE EXCITING WORLD OF HOBBY COMPUTING -AT DICK'S LOW PRICES

**OVER 4500
SOLD!**

DICK SMITH System 80 The affordable computer

It hasn't become Australia's fastest selling home computer by accident! The System 80 is a complete, ready-to-go computer. You don't have to buy add-ons like cassette recorders or monitors; the System 80 comes with built-in recorder and modulator, so you can use it with any TV!

*Monitor and Expansion Unit optional at extra cost.

Don't be fooled by inferior computers which don't offer you incredible features of the System 80 (like software compatibility with the world's largest range!) The System 80 is not just affordable: it's usable as well!

**ONLY
\$750***

Note: price includes increased Government Sales Tax

Remember: Price includes inbuilt cassette & video modulator.

**DON'T PAY
EXTRA!**



Cat.
X-4005


NEW

INTERFACING TO S-100

Covers such topics as mechanical & functional design, logical & electrical relationships, bus interconnections & busing techniques etc. A truly authoritative reference!



\$15⁹⁵
B-2341



LOOK AT DICK'S PRICE FOR A GREEN PHOSPHOR MONITOR


For the professional user — or even the hobbyist who uses his system for long periods, a Green Screen Monitor is a must.

Good definition, with bright, sharp picture that can be looked at for hours longer with less fatigue. Cat. X-1198

NOW WITH IN-BUILT AMPLIFIER FOR PROGRAMS WITH SOUND EFFECTS

STILL AT
PRE-BUDGET
PRICE! **\$199**

EXPANSION UNIT



A brand new model — now with extra value! Comes with 16K RAM plus provision for extra 16K (making 48K total) and it's \$100 cheaper than the previous model! (RS232 interface and S-100 card optional at extra cost). Now you can have a full 48K computer for \$299 less than before!!!

ONLY \$399
X-4020.

NOW IN STOCK!

GALACTIC TRADER

The objective of this fantastic program is to make a fortune by trading commodities throughout the galaxy. Has 10 levels of difficulty. Playing time from 20 minutes to 5 hours. 16K required, cassette based. X-3678.

ONLY \$19⁹⁵

GALACTIC EMPIRE

A sophisticated game of strategy & tactics. Your object is to unify the galaxy. Superb graphics and detailed manual supplied. Hours and hours of fun. 16K of RAM required, cassette based. X-3679.

ONLY \$19⁹⁵

GALACTIC REVOLUTION

Diplomacy, social manipulation and ruthlessness must be combined to bring the major power blocs of the galaxy together to serve your needs to lead the revolution. A fascinating game. 16K required, cassette based. X-3677.

ONLY \$19⁹⁵



Put yourself in the pilot seat as you approach the city on a high speed bomb run. Your mission is to destroy the enemy's ground installations. Naturally, they will respond with ground fire and can mount a formidable air attack. Incredibly fast, real time graphics, make this a very exciting package. Cassette based. X-3683

ONLY \$14⁹⁵

GALAXY INVASION

The idea of this game is to destroy the 'invaders' and save Earth - but beware of the roving flagships. Cassette based, 16K required. X-3693.

ONLY \$19⁵⁰

NEW!

ready to go
DISK DRIVES
& still cheaper
per byte!

Superb new model disk drives - now with power supply inbuilt for added reliability and less connecting! Ideal for all System 80 & TRS-80 computers - and many others... and they're still \$\$\$ cheaper than Tandy drives.

Now two models - one configured for drive 0 (Cat. X-4060) and the other configured for drive 1 (Cat. X-4061). It couldn't be easier!

Features: ● 40 Track - store up to 100K bytes per disk, ● High quality - uses MPI mechanism, ● Suits soft sector disks.



ONLY \$419

LUNAR LANDER

SYSTEM 80 & TRS 80 with 16K & Level II BASIC.

One of the most incredibly executed games ever! The program features a real time LUNAR LANDER which you attempt to manoeuvre across a rugged lunar landscape to a safe landing site. With approximately 10 landing sites to choose from, you select the one that suits your skill. Also included in a hidden ravine is a refueling station and for the grand master a special 900 point landing site. Requires 16K, cassette based. Great sound effects!

ONLY \$19⁵⁰
X-3691

METEOR MISSION



The objective of this graphical game is to rescue the stranded astronauts from the planet below. You must manoeuvre your craft through the meteor belt. Absolutely brilliant! X-3697.

ONLY \$19⁵⁰

NEW

Depth Charge

COSMIC FIGHTER



Similar to Space Invaders, but this time alien destruction requires two hits, then three hits... it becomes exceedingly difficult and fast. X-3695.

\$19⁵⁰

Depth Charge is another brilliant addition to our large range of exciting software. Picture yourself as a captain of a subdestroyer, it is your duty to track down & destroy as many enemy submarines as possible. You're able to drop depth charges, but beware: the enemy sub can fire torpedoes, plus a heat-seeking missile that you can't dodge. Simply superb! Requires 16K, cassette based. X-3686

ONLY \$19⁵⁰

Call into one of our stores & browse.

DICK SMITH ELECTRONICS

NSW Auburn 648 0558 - Bankstown Square 70 3566 - Blakehurst 546 7744 - Broadway 211 3777 - Brookvale 93 0441 - Chullora 642 8922 - Gore Hill 439 5311 - North Ryde 888 3200 - Parramatta 683 1133 - Sydney 290 3377 - Tighes Hill 61 1896 - Wollongong 28 3800 ACT Fyshwick 80 4944 QLD Buranda 391 6233 - Chermerside 59 6255 SA Adelaide 212 1962 - Oarlington 298 8977 - Enfield (Opening Soon) VIC Melbourne 67 9834 - Coburg 383 4455 - Richmond 428 1614 - Springvale 547 0522 - Geelong (Opening Soon) WA Cannington 451 8666 - Perth 328 6944.

Mail Order Centre: PO Box 321, North Ryde 2113. Phone: (02) 888 3200



DSE A123RB



New line isolating transformer

Arlec Pty Ltd has just introduced a printed circuit board mounting audio transformer which has been designed specifically to provide the isolation necessary between Telecom Australia lines and mains operated equipment likely to be used on them. It is equally suitable for switched network and private line applications.

Officially approved by Telecom Australia (Engineering Approval No. RA81/144), Arlec Transformer No. 45035 conforms to the relevant clauses of Telecom Australia specifications 1053 and 1054.

The 45035 is a 600 ohm transformer with a turns ratio of 1:1. At zero dBm, frequency response covers the range 300 Hz—10 kHz and return loss is better than 15 dB, 300 Hz-5 kHz.

It will carry up to 60 mA dc in one winding without any appreciable variation in performance, and up to 200 mA dc continuously without suffering any damage.

Mounting is via the pc board mounting pins, which are spaced at 25 mm. Overall dimensions of the transformer are 41 mm x 33 mm x 31 mm, and it weighs a mere 150 g.

Further information is available from Arlec Pty Ltd, 30 Lexton Road, Box Hill Vic. 3128. (03)840-1222.

New TCG releases

US-based Novell Data Systems recently released a new, fully programmable dot matrix printer onto the Australian market, to be distributed by the TCG group.

The printer features 30 programmable functions including six sizes of condensed and expanded print, variable line spacing, subscripting and superscripting, selection of two character sets and a programmable VFU (Vertical Format Unit). Interfaces are available for RS232 or Centronics.

The Novell 800 prints 150 characters per second, bi-directional, with logic-seeking intelligence. The printhead is designed for an average of 200 000 000 characters.

The cost of the Novell Image 800 is under \$1700.

Also newly released from TCG is the Hendrix Micro HS40 Series, designed to meet the complete electronic text editing and production needs of small to medium newspapers.

The Micro HS40 is a full-capacity system, providing up to eight complete Edit III VDTs. It will support up to eight I/O devices, including low and high-speed newswires, an on-

line phototypesetter with 4/SIGHT soft copy terminals, remote input terminals, display ad terminals, printers, and interfaces with other Hastech systems. The system's TPS/4 software system can handle editorial functions, classified ad functions and composition functions.

Micro HS40 Series systems are available in three cluster configurations, which, in conjunction with the modular product line, should make future system upgrading or expansion simple. A remote configuration for newspapers with bureaus or for small newspapers sharing production facilities is also offered.

A package including three terminals, a console printer, news wire and typesetter interface is priced at under \$50 000.

For further information contact Mr. Mike Barraclough, The TCG Group, 31-33 Hume St, Crows Nest NSW 2065. (02)439-6477.

Programming without tears — or expense

Many small businesses could do with the help of a pocket computer to help them save time and overcome problems, yet they are put off by the daunting task of programming. To overcome this problem, Powerchip Software have just announced the first release of a series of books which have taken the United States by storm.

Specifically designed with the novice computer programmer in mind, these books provide a unique opportunity to learn what programming is all about without having to spend a lot of money.

Aimed at use with the Tandy TRS80 and the Sharp PC1211, these books provide an easy to follow, step by step guide to programming. Using BASIC language, the easiest computer language to follow, it is claimed they will guide even the most novice programmer along the path to successful programming.

The books currently available cover both business and entertainment applications for either the small businessman or student, and although they are specifically intended for use with the Sharp and Tandy models, with only minor changes to the programs they can be modified to operate on other, larger computers, thereby increasing their versatility.

Business programs include 'Profit Estimator', 'Invoice Totalling' and 'Wages and Overtime', to name but a few, all of which are ideal for the small merchant who can see his business growing but as yet cannot justify the use of a large computer. Each program clearly sets out the steps to follow and then gives a sample run so you can see for yourself what form the final program will take. This is a vitally important educational

factor, as it teaches the user what programming is all about, enabling him to expand his own knowledge so that he will eventually be able to write his own programs.

This educational aspect has been one of the major concerns kept in mind during preparation of the books. There are twelve books in the current series, which may be bought either individually or as a package. Individual books carry a recommended retail of \$9.95 each.

Some of the titles in the series include '101 Tips and Hints', which is a vital book in that it gives an outline of some of the shortcuts, 'Programming for the Home, School and Office', which covers many useful areas, and 'Murder in the Mansion', a superb new game which will have the entire family involved! Soon to follow will be software for the Casio FX-702P.

For further details Powerchip Software may be contacted at P.O. Box 32, South Caulfield Vic 3162. (03)529-2884.



Club Call

OMEGA (OSI Microcomputer User's Group Australia) is a club for users of the increasingly popular OSI micro, until recently relatively unknown in Australia. We are advised that the ACT sub-group meets on the third Wednesday of every second month, and membership costs \$6 per year (overseas air mail \$12). There is a bi-monthly newsletter produced for over 150 members in Australia, New Zealand and the USA. Contact Geoff Cohen, 72 Spofforth St, Holt ACT 2615, for more details. (062)49-2688 (bh) or 54-7608 (ah).

John Newman, of P.O. Box 4, Thornbury Vic. 3071, wrote asking us if we knew of people interested in forming a club for users of **6800 and 6809 microprocessors** — chips which are now being used by quite a number of people in Australia. If anyone is interested in forming such a group, contact John at the above address and take it from there!



RS232C data-communications analyser

The Hawk 4020 is designed for interactive troubleshooting and passive monitoring of serial data associated with the RS232C digital interface.

It can accommodate synchronous and asynchronous data rates up to 19200 bits per second, capturing and storing up to 256 characters

(including four EIA control lines) for later analysis. Data traffic is read out on a one-line, 20-character alphanumeric display, and there is also an optional teletypewriter interface.

Using the 4020, field service technicians can passively monitor and trap on-line data, perform error rate tests and simulate both data terminal and data communications

equipment. It can also be configured to transmit or reply to polling messages, to generate or verify redundancy checks and to measure delays between related control signals.

For more information contact The Dindima Group Pty Ltd, P.O. Box 106, Vermont Vic. 3133. (03)873-4455.

RFI/EMC filter for computer applications

One of the problems that has arisen with computers and related equipment is 'electromagnetic compatibility', or EMC. A new filter-adaptor that fits between 25-pin D-subminiature plug/sockets helps overcome some of these EMC problems.

The problem arises because digital signals generate harmonics well beyond the frequency range required for reliable operation, and these spurious signals may interfere with other electronic equipment operating nearby.

STC-Cannon Components have released this new filter that deals with the problem. It is a plug/socket — 25-pin D-sub style — that you simply insert 'in the line'.

The filter employs a monolithic capacitor substrate that can handle a claimed 1 Adc (max.) at a working voltage of 100 Vdc (at sea level). Specified attenuation is around 10 db at 20 MHz, rising to more than 30 dB between 80 and 150 MHz, maintaining more than 20 dB attenuation at frequencies up to 500 MHz. Spec. sheet and further details from STC-Cannon Components.

BOFFIN MAIL ORDER

DOUBLE DENSITY FOR FERGUSON BIG BOARD

WITH SOFTWARE AND FITTING INSTRUCTIONS

BOFFIN BUSINESS COMPUTER

Z80A, 64K RAM, 2K ROM, RS232 SERIAL PORTS, PARALLEL PORTS, 2 x 8" D/SIDED, 0/DENSITY DISK DRIVES, GIVING 2.4 MEGABYTES ON LINE STORAGE, TELEVIDEO 950 TERMINAL SYSTEM. INCLUDES DESK OR MOBILE STAND AND CPM 2.2 OPERATING SYSTEM SOFTWARE.

Price: \$5,850 plus 17.5% Sales Tax.

	Less Tax	Inc. Tax	P&P
QUME 8" DOUBLE SIDED DISK DRIVES	\$582	\$684	\$25
KAGA MONITORS 18 MHz GREEN PHOS	\$223	\$262.26	\$25

OKI:

MICROLINE 83A DOT MATRIX PRINTER 15" CARRIAGE, UPPER AND LOWER CASE WITH DESCENDERS.

Price \$1,300 plus Tax P&P \$30.

Our Prices for 5 1/4" Disc Drives are too good to advertise.

ALL TYPES OF EPROM INCLUDING CPU'S PROGRAMMED.

From \$5 to \$25 depending on type.

Please write or phone for details . . .

BOFFIN



MICRO-COMPUTER DESIGN AND SYSTEMS

P.O. BOX 68, THORNBURY, VIC. 3071

Please allow 21 days for delivery.

Desolder in seconds!

with **Soderwick** DESOLDERING BRAID

1. Hold Soderwick on termination with hot soldering tip. Wicking action soaks up solder.



2. Remove tip and braid. Termination is left clean and solder-free.



- Fast, safe and easy.
- Soaks up molten solder like a sponge.
- Acts as a heat sink to protect circuits and components.
- Six braid widths available.

The Specialists

in electronic circuit fabrication

ROYSTON ELECTRONICS

NSW (02) 709 5293 QLD. (07) 277 4311
VIC. (03) 543 5122 S.A. (08) 42 6655
TAS. (002) 34 2233 W.A. (09) 381 5500

TS 811

SALE COMPUTER COMPONENTS

Transformers: (C-core prim 240V sec 8V, +12V, -12V approx. 100VA)	\$15.00 @
G.I. AY-5-2376 Keyboard Encoders (data sheet included on request)	\$10.80 @
SGS323K 5V Regulators (similar to LM323K)	\$4.00 @
2114-L Static Ram	\$18.00 @
14 pin headers + .5m ribbon cable	\$ 2.00 @
18 MHz Crystal	\$ 2.00 @
Plastic Cases (Similar to Dick Smith Cat. H-2515)	\$ 4.00 @
Multipol Connector: Male Socket (Dick Smith Cat. P-2700)	\$ 2.00 @
Multipol Connector: Cover (Dick Smith Cat. P-2740)	\$ 1.50 @
T.I. 24 pin D.I.L. socket	\$ 0.50 @
1000uF 35V axial capacitor	\$ 0.60 @

TTL + TTLS IC'S

7400	0.20	74121	0.30	74LS240	1.20
7404	0.20	74123	0.40	74LS244	1.20
74LS04	0.20	74132	0.60	81LS96	1.50
7432	0.20	74154	0.70	7905	0.80
74LS32	0.20	74157	0.50	4040	0.80
7475	0.30	74165	0.50	4116	2.00

Minimum Order \$10.00 Post & Pack \$2.00

Edmark Electronics

P.O. Box 158, Earlwood N.S.W. 2206
Phone (02) 78 6249 A.H.

Print-out

OKI's Microline 80 rules, OK?

Anderson Digital have released a new printer from OKI, called the Microline 80, that features program-selectable fonts, graphics, 80 and 132-column printing, continuous duty operation, 96-character ASCII set and tractor, pin or friction feed.

The Microline 80 standard models include Centronics-compatible parallel and RS232C serial interfaces. It can handle all common types of paper — 80-column fanfold, rolls and letter or legal forms.

The printhead has seven pins 'fired' using energy stored in tension members claimed to provide excellent reliability. The head design permits continuous operation at 80 cps with no duty cycle limitations. The Microline 80 will print both double width and condensed characters in addition to the normal ones. Font selection, character spacing and line spacing are all under program control.

For further information, contact Anderson Digital Equipment, Unit 1, Pioneer Ave, Thornleigh NSW 2120.



News from Natsemi

National Semiconductor has introduced the first LSI circuits for equipment using the IBM 3270 Information Display System standard. Two chips now replace the 40 chips previously required to perform the encoding, transmitting, receiving and decoding functions in these systems.

Housed in 24-pin dual-in-line packages, the DP8340N transmitter/encoder and the DP8341N receiver/decoder are priced at \$21.50 each in 100-piece quantities.

Also available from Natsemi is a high-speed, 256-word by 4-bit Emitter Couple Logic (ECL) RAM, designated the DM10422, claimed to be ideal for use in scratch pad, buffer and control store applications.

Synertek Inc (a division of Honeywell) and Natsemi have signed a co-operative agreement to second source the NS16000 family of microprocessor devices. The

agreement, which is effective immediately, calls for the exchange of mask-making data for National's proprietary NS16032 CPU and all peripheral devices, in exchange for which Synertek will design additional peripheral circuits for the NS16000 family.

Natsemi has also reached an agreement with Monolithic Memories Inc, in which Natsemi's projected advanced error correction device and family of dynamic RAM (DRAM) controllers will also be manufactured and marketed by Monolithic Memories. These devices are the first members of National's DP84XX memory interface family.

National Advanced Systems in the US has acquired Intel Corporation's remaining inventory of Advanced System computers, peripheral equipment, spares, tools and test equipment, as well as certain leasehold improvements, a US Government lease base, and the residual interest in Advanced System computer equipment already leased to customers.

Software Source Pty Ltd

89 OXFORD ST.,
BONDI JUNCTION
PH: (02) 389 6388 P.O. BOX 364,
EDGECLIFF 2027

SOFTWARE AND PERIPHERALS FOR THE SORCERER

WRITE FOR FREE CATALOGUE

MOSS COMPONENTS

PO BOX 324, FAIRFIELD, NSW 2165.

RESISTORS

½W Carbon Film 5% 4¢
¼W Carbon Film 5% 3¢

DIODES

IN4004 8¢ IN4007 ... 14¢
IN5404 ... 38¢ IN4148 5¢

MAIL ORDER SUPPLY SPECIALISTS

ZENER DIODES

½ Watt 23¢
1 Watt 25¢

Write for Catalogue
Pack & Post 10%
Min \$1.00 Max \$5.00
Office. 68 Dawson St.,
Fairfield. NSW.

Dick Smith's
AUBURN STORE



OPEN EVERY SUNDAY 10 till 2

(and every other day of the week!)

Monday-Friday: 9 - 5.30
Saturday: 8.30 - 12

NO PARKING PROBLEMS AT ALL!

**145 Parramatta Rd,
AUBURN
Phone: 648-0558**



Despite the TLC we give them, like through hole plating, reflowsoldering, high quality fibre glass, solder resist masks and hard gold edge connectors — our boards and cages, and systems just don't come back to visit.

We know they all don't go to good homes either. Some are stuck in dusty factories, some are in the hot and steamy tropics, some are even sent to sea. You'd think some of them would get sick of it and come back — even if it's only for a check up.

If you are interested, here are some of our most ungrateful lines.

\$100 PRODUCTS

SBC 800

The SME Systems Z80 single board computer. On board EPROM, battery backed CMOS RAM & clock and a host of other features.
Kit \$445 A&T \$495.

FDC-II DISK CONTROLLER

For single or double density, 5" & 8" drives. SDOS and CP/m available.
Kit \$395 A&T \$465.

64K DYNAMIC RAM CARD DRC-III

For low-cost memory expansion from 64K-256K. Invisible refresh.
Kit \$550 A&T \$600.

I/O BOARD SPC-29

Dual serial ports capable of up to 19,200 baud. Nine programmable parallel ports. Many more features.
Kit \$205 A&T \$245.

MPB 100-CPU

Meets Z80 CPU card requirements. Provision for 4K PROM.
Kit \$310. A&T \$365.

OTHER BOARDS INCLUDE

VDB 8024 VIDEO

(On board CUP and keyboard interface).

FDC-I DISK CONTROLLER

(for 5" & 8" single dens.)

Z-80 STARTER KIT

(Low-cost entry into micros).

MPC-4

(Multi Port Card, 4 serial)

WIRE WRAP CARD

EPROM PROGRAMMER

And many more. Send today for a full catalogue. Enclose 72¢ in stamps.

SPECIAL APPLICATIONS

If your board isn't on our list, or our drawing board, we'll design and build it for you.



Also produced or Distributed by SME

UNICORN MICROCOMPUTER SYSTEM

— widely popular in business and industry. 4MHz Z80 CUP, 64K dynamic memory with bank select to allow multi-tasking multi-user through 8 pages of 64K each, and up to 256K of RAM on a single board.

DOS CP/M and CDOS compatible with a wide range of software. Supplied as basic system or as complete turnkey package.

CARTRIDGE DRIVE 5+5 Mbyte

Interfaces to S100, Apple & Tandy Systems and others.

DUAL 8" DRIVE SYSTEM

Available rack or bench mount.

DDR-II Rack Mount \$1800

DDR-II Bench Mount \$1750

\$100 CARD CAGE

Available rack or bench mount.

Fan cooled power supply — 8v @ 15amps; ±16v @2amps.

11 slot motherboard.

R/M Kit \$375 A&T \$475

B/M Kit \$415 A&T \$515.

DATASOUTH DS180

180cps dot matrix printer with long list of features. \$2840.

TELEVIDEO TV1950

Smart terminal 80 x 25 display, 15 baud rates, programmable function keys and many other features. \$1595.

SOFTWARE

Business packages, languages, word processing, entire CP/M users library. Database debuggers, assemblers — call us for a full list.

SME SYSTEMS

ELECTRONIC SYSTEMS SPECIALISTS

HOURS 9 a.m. - 5 p.m.

22 QUEEN ST., MITCHAM

PHONE (03) 874 3666

MELBOURNE, AUSTRALIA, 3132 TELEX SMELEC.AA37213

Book Review

K2FDOS, a Floppy Disk Operating System for the 8080

By Kenneth B. Welles

There are substantial advantages in using disks to provide bulk storage on a computer system. Compared to other forms of bulk storage, such as the audio cassette, programs can be located in a fraction of the time previously needed, loaded into the computer memory in seconds rather than minutes, and it becomes feasible for one program to find and load any data required, or even another program, without operator intervention.

The most common type of disk in small computers is the so-called floppy disk, which is of modest capacity and speed as compared with hard disks such as the Winchester type, but also of modest cost in comparison.

Any disk system comprises three parts: the disk drive or drives, the hardware interface between the drive and the computer, and a software program that organises the system to perform a useful function. Such a program is known as a 'Floppy Disk Operating System' (FDOS).

The work area on the surface of a disk is divided into tracks (concentric rings), which are themselves divided into short sections called sectors. In order to read and write to or from the sectors and tracks, the disk drive requires quite a degree of low-level control — pulses to move the head, a signal to control the direction in which the head moves, pulses to lower the head down into contact with the magnetic surface, some detection system to recognise the index mark and count sectors, and so on. The FDOS issues such necessary commands, which are then turned into electrical signals by the interface in order to operate the disk drive.

This brief description of the components and operation of a disk system should help to make clear what 'K2FDOS, a Floppy Disk Operating System for the 8080' is about. In fact there is more to the book than just an FDOS; it contains four other pieces of software, one of them a general disk utility program of comparable magnitude and complexity, and a circuit diagram and reasonably detailed explanation of a hardware interface (reprinted from Byte Magazine).

The book is written in the form of a teaching manual, with ten chapters and fifteen appendices. The chapters, which make up about a third of the book, start with how to use the FDOS commands and those supported by the disk utility program, and slowly go deeper and

deeper into how FDOS works internally and how to use its facilities from your program rather than by commands from the keyboard. There are plentiful examples and useful summaries at the end of each chapter. The appendices contain fully commented listings of all the software, details on how to use the other three pieces of software supplied, and information about the hardware interface.

The FDOS itself is quite a small program, designed to fit into a 4K RAM area. Only six commands are available from the keyboard, as most of FDOS consists of sub-routines for other programs to use.

Up to eight disk drives can be supported, and the commands are sufficient to save a named and dated file on the drive of your choice; the file may be built up from the contents of any number of contiguous or non-contiguous sections of memory. A file can be located and loaded by name, and will begin execution immediately if it was so specified on saving, or may be executed through another command if not.

FDOS is always resident in memory (apart from the 1K buffer area, which may be placed in ROM if you wish), and when it is kept on disk rather than in RAM a short bootstrap program (given in appendix F) must be run to bring FDOS itself from the disk into memory.

Chapters three to ten inclusive and appendices A, B and I deal with the question of how to use FDOS's many subroutines in your own programs. The explanation is given in a most readable way, with superb detail and many examples. Why can't all program documentation be as good and clear as this book?

There is of course more to the use and maintenance of a disk full of programs than just loading and saving them. A large program called PIP (1¼K bytes long plus up to 3K of buffer area) is provided, which when run in conjunction with FDOS unlocks some of the power hidden

in FDOS's subroutines so that it may be used directly from the keyboard. With PIP you can do the following (the name of the command is given in brackets):

- Find out what files are on a disk (DIRECTORY)
- Find out how much space is left on a disk (FREE)
- Remove a file no longer wanted (DELETE)
- Change the name of a file (RENAME)
- Make a new file which is a concatenation of existing files (COPY)
- Print a copy of a file on the terminal or a printer (LIST)
- Transfer information from an input device to disk (READ)
- Transfer information from the disk to any output device (PUNCH)
- Leave PIP and return to the control of FDOS (EXIT).

These commands allow the user to perform all the normal operator-initiated file manipulation necessary.

In order to initialise a disk and get FDOS and PIP onto it, two programs called FORMAT and SYSGEN are used. These are also fully documented in appendices D and E respectively.

As there is no standard hardware configuration, any program that is hardware-dependent will be of little use unless it can be tailored to any reasonable hardware situation.

These programs are very well served in this respect. A very detailed explanation of the construction and operation, together with the fully documented source listings, eases any customising that

has to be done, and to help further three appendices are provided specifically for this purpose: 'Patching your own I/O devices to FDOS', 'Interfacing to other disk interfaces', and 'Interfacing to a 5-inch floppy disk drive'.

To sum up, this is a very well detailed software package, written for the 8080 but also suitable for the 8085 and the Z80. For this latter a rewrite using some of the more powerful opcodes would shrink the program quite substantially. Physically the book is soft-covered and professionally produced on good-quality paper by Byte Books, a division of Byte Publications Inc, USA. The price, US\$20, seems reasonable for the contents.

It is inevitable that K2FDOS will be compared with the most common 8080 disk operating system, CP/M. K2FDOS is smaller and runs in far less memory, but is a little less powerful. It does provide a fully commented source listing, essential to customisers and software tinkerers, whereas CP/M does not provide a listing and likes to dine on at least 16K of RAM. However, as far as I know only one firm, Inter-systems, has produced K2FDOS-compatible software, whereas a vast mountain of software has been written to run in conjunction with CP/M, and it will probably remain the 8080/Z80 user's first choice.

So while not everyone will find this book useful, it is nevertheless a goldmine of information for any enthusiast or tinkerer. Thank goodness for personal computer enthusiasts like K.B. Welles.

Reviewed by Dr. Tim Hendtlass
Applied Physics Department
Royal Melbourne Institute of Technology

Intel handbook for E²PROM

A 96-page handbook describes the operation and several application possibilities of Intel's new 16-kilobit electrically erasable programmable read-only memory (E²PROM).

Following an overview of the implications of E²PROMs and a technical discussion of the 2816's operation, the handbook shows ways to interface it to a microprocessor and program it from a 5-volt power supply.

Also included are several application notes, ranging from use of the 2816 to remotely up-

date microcomputer-based in-field equipment, to E²PROM storage of changeable programs in CRT and POS terminals.

A free copy of the E²PROM Family Applications Handbook may be obtained by writing to AJF Systems & Components, 310 Queen St, Melbourne Vic. 3000. (03)67-9306.



**COMPUTER
CITY**

**QUEENSLANDS FASTEST GROWING
APPLE DEALER
SOLE QUEENSLAND
DISTRIBUTOR
THE AUSTRALIAN SOURCE**

Introducing "THE CASIO" FX-9000P

The Engineers' Computer Calculator

THE "NEC" PC 8000 DESK TOP COMPUTER

See us for our ever growing range

PHONE HORRIE OR RICHARD NOW FOR DETAILS (07) 398 6759, (07) 398 6571
COMPUTER CITY 600 OLD CLEVELAND ROAD, CAMP HILL, 4152, BRISBANE.

sinclair

ZX81

*Personal
computer,*

\$250

Code: 0720 6620

**COMPLETE WITH
MAINS ADAPTOR,
LEADS & BASIC MANUAL**



The ZX printer



16K-byte RAM pack for massive add-on memory

\$150

CASSETTES

"Super Invasion".....	\$16.96
"Double Breakout".....	\$16.96
Cassette 1 — Games.....	\$12.18
Cassette 2 — Junior Education.....	\$12.18
Cassette 3 — Business & Household.....	\$12.18
Cassette 4 — Games.....	\$12.18
Cassette 5 — Junior Education.....	\$12.18

Cassettes Exempt Sales Tax.

Reach advanced computer comprehension in a few short hours with the new, mighty ZX81

Available from:
RADIO PARTS GROUP
562 Spencer Street,
West Melbourne, 3003.
Telephone: 329 7888

From the Software Professionals at Sorcim.



PASCAL/M™

The Tool of the 80's.

The Pascal programming language has made such a universal impact in the computer industry that it's quickly becoming accepted as the major software tool for the 80s. Most computer system manufacturers and software developers are now using Pascal-based languages to implement their system software.

Standard Pascal was designed as a tool for teaching the definition of programming concepts. Because of Pascal's block-structured format, programmers learn to think logically and concisely, facilitating their understanding of the problem being solved and eliminating many common programming errors.

Software designers are finding that no matter how far BASIC is extended in the name of structured programming, it can never approach the ability of Pascal to dramatically reduce program development and maintenance time. Ease of learning, high readability and program flexibility are contributing factors to the acceptance of Pascal.

The PASCAL/M product is implemented using a pseudo machine P-code (Portable Pascal code). The P-code instructions generated by the compiler were chosen to optimize instruction execution and code space of Pascal programs. The execution of the P-code is accomplished by an interpreter (PRUN) which performs the programmed operations on the target machine. The choice of using an interpreter vs. generating target machine code was critically examined during the design of PASCAL/M with the conclusion favoring the memory compactness of P-code.

CP/M Compatible I/O

PASCAL/M does all input/output and file manipulation through calls to the host operating system, giving immediate and uniform access to the entire spectrum of devices supported. The PASCAL/M file interface intrinsically were chosen to promote Pascal program portability and to provide a bridge between specific operating system capabilities and the Pascal language definition.

If representation dependent I/O is necessary or desirable, the concept of untyped files is included. Intrinsics are provided to transfer memory image bytes with no interpretation; data blocking and deblocking are then left up to the user.

Real-World Extensions

PASCAL/M has been carefully extended to provide the capabilities that are useful or necessary for developing actual application programs. These extensions have been carefully selected and defined with heavy emphasis on compatibility with other existing Pascal implementations. Many special features of PASCAL/M not provided by the standard language are implemented in terms of additional predefined procedures and functions and do not conflict with standard Pascal. PASCAL/M extensions include STRING data types, non-decimal radix constants, greatly expanded I/O facilities and a large number of SEGMENT memory partitions.

Operating Systems

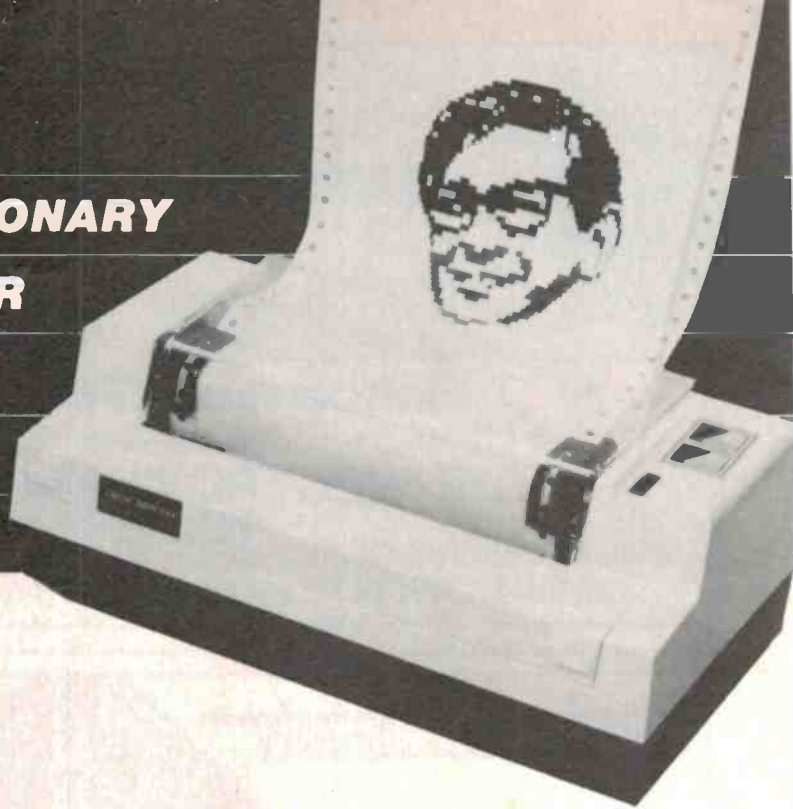
PASCAL/M fully supports all CP/M devices and provides an interface for you to define the capabilities of your console (cursor controls). All runtime input/output requests are directed to the host operating system. This results in files that are portable between other products running under the host system.

archive

COMPUTER SERVICES
P.O. Box 13,
23 Wagner Road,
Clayfield, QLD. 4011
telex: 41150 WATWIL
telephone: (07) 262 2911

**DICK SMITH'S REVOLUTIONARY
DOT MATRIX PRINTER
WITH JUST ONE HAMMER.
AT AN INCREDIBLE PRICE —
JUST \$495.**

Cat. No. X-3252 P & P \$5.50

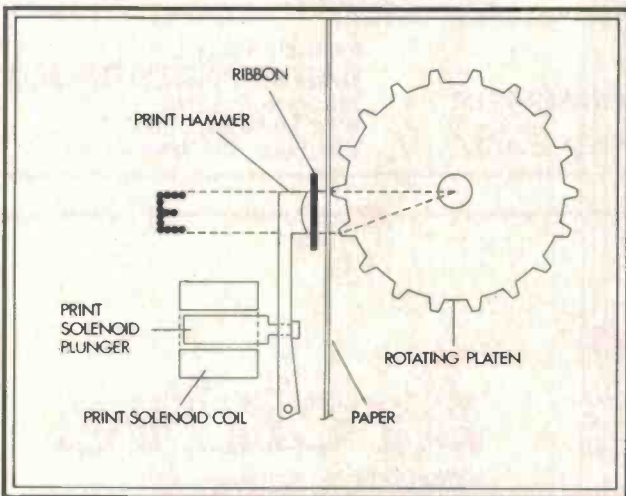


The Uni-Hammer Replaces Seven . . . or More.

Revolutionary? We don't know what else to call it. An impact printer with a single rugged hammer, rather than the seven or more individual solenoids and print wires found in conventional dot matrix printers.

At an incredible unit price of \$495!

Because of the unique Uni-Hammer design, the X-3252 is smaller and simpler than other dot matrix printers yet costs considerably less. Which makes it a natural for the personal or small business user who wants a quality, reliable impact printer at the lowest possible price.



A Product of the Seiko Group

It took a company such as the Seiko group, world's largest watch manufacturer, with vast experience in the design of small, intricate, precision products, to come up with a totally new concept in dot matrix printing.

How the Uni-Hammer Works

The X-3252, which prints both graphics and alphanumerics, uses a rotating platen with protruding splines positioned behind the paper (see diagram). The character or graphics image is created by multiple hammer strikes in rapid succession as the print head advances across the paper. The precision gear train assures exact positioning of the print hammer relative to the splines on the platen, to provide excellent print quality.

A Complete Printer

The X-3252 has features comparable to printers selling for thousands of dollars. These include upper/lower ASCII character sets, ribbon cartridge, 80 columns at 12 characters per inch, adjustable tractor feed, original and 2 copies, 30 characters per second, and full graphics with a resolution of better than 60 dots per inch in both horizontal and vertical axes.

Centronics Interface

The X-3252 DOT MATRIX PRINTER has a Centronics-type parallel data interface and is compatible with System 80, TRS-80, Sorcerer and Apple computers etc.

**EXCLUSIVE TO
DICK SMITH STORES**

SEE OUR OTHER ADVERTS
FOR STORE ADDRESSES.
Available by mail order
(P. & P. \$5.50 from
P.O. Box 321, North Ryde)



Fan Form Paper
2,000 sheets continuous fan
form paper to suit printer

Cat. X-3254 **\$27.50**

**Replacement
Ribbons**

Cat. X-3253 **\$8.95**

COMPUTING TODAY

'CATCH' — trapped, by a ZX80!

This program is sort of a 'kindergarten' version of the popular Japanese game of Go. Will you get hooked on CATCH? It's a real trap!


I. Soutar

THE OBJECT of the game is to avoid getting trapped by the computer. You move by inputting '5' to move left, '6' to move down, '7' to move up or '8' to move right (in the directions indicated by the arrow above those numbers). When you have moved, the computer will place a black square on one of the four sides of your position. If you move onto a black square the game ends and the computer tells you how many moves you managed to stay free for (about 100 is quite good).

Program Listing

```
1  RANDOMISE
2  LET B = 16
4  LET A = 6
6  LET M = 0
8  LET P = 0
10 LET W = 0
12 LET D = 0
14 LET C = 0
20 LET Z = -1
25 GOSUB 700
30 FOR I = 1 TO 9
40 PRINT , , , ,
50 NEXT I
52 GOSUB 700
60 GOSUB 500
70 POKE W + 181, 20
80 LET Z = Z + 1
90 INPUT C
100 GOSUB 500
110 GOSUB 600
120 POKE M, 0
130 IF C = 6 AND A < 10 OR C = 7 AND A > 1
    THEN LET A = A - 2 * C + 13
140 IF C = 5 THEN LET B = B - 1
150 IF C = 8 THEN LET B = B + 1
160 GOSUB 600
170 IF PEEK (M) = 128 THEN GOTO 400
180 POKE M, 20
190 LET D = RND(4)
195 IF A = 10 AND D = 4 OR A = 1 AND
    D = 3 THEN GOTO 190
200 LET D = (D = 1) - 1 * (D = 2) + 33 *
    (D = 3) - 33 * (D = 4)
210 GOSUB 500
220 GOSUB 600
230 POKE M + D, 128
240 GOTO 80
400 CLS
410 PRINT "YOU LASTED FOR" ;
    Z ; "MOVES"
499 STOP
500 LET P = PEEK(16397)
510 IF P > 127 THEN LET P = P - 256
520 LET W = PEEK(16396) + P * 256
530 RETURN
600 LET M = W + (A - 1) * 33 + B
610 RETURN
700 FOR I = 1 TO 32
710 PRINT CHR$(128);
720 NEXT I
730 RETURN
```

ELECTRONIC REFRIGERATION



NEW LOW COST TEMPERATURE CONTROL DEVICE

CAMBION introduces a new Low Cost general purpose thermo-electric module, suitable for water coolers, small refrigerators, hot and cold temperature sources and a host of other low cost temperature control applications.

OPERATING CHARACTERISTICS

	at hot side temp. = 50°C	
Maximum Temperature Difference (ΔT)	= 60°C	or greater
Maximum Current	= 6.0 Amperes	
Nominal Voltage	= 8 VDC at max. current	
Maximum Heat Pumping Capacity (Qc)	= 27 Watts	or greater
Maximum Operating Temperature	= 150°C	



ELECTRONIC DEVELOPMENT SALES PTY LIMITED

92 CHANDOS STREET, ST. LEONARDS
P.O. BOX 217 ST. LEONARDS, N.S.W. 2065
AUSTRALIA
TELEPHONE: 438 2500 438 2412
TELEX AA 25963

DISTRIBUTORS


N.S.W.: DGE SYSTEMS
103 Broadmeadow Road, Broadmeadow
Phone: (049) 69 1625
MACLECE ELECTRONIC
99 Kenny Street, Wollongong 2500
Phone: (042) 29 1455
A.C.T.: ORTEX PTY LTD
58 Cumberland Court, Wollongong Street, Fyshwick 2609
Phone: (062) 82 4995
VIC: STEWART ELECTRONIC COMPONENTS PTY LTD
44 Stafford Street, Huntingdale 3166
Phone: (03) 543 3733
S.A.: GRAPHIC ELECTRONIC INDUSTRIES PTY LTD
41A Rundle Street, Kent Town, 5067
Phone: (08) 42 6655
W.A.: RESERVE ELECTRONICS
5 Bookham Street, Morley 6062
Phone: (09) 275 2377
QLD: FRED HOE & SONS PTY LTD
246 Evans Road, Salisbury North 4107
Phone: (07) 277 4311

AT COMPUTER SUPERMARKET

WAIT! Revolutionary single board computer

Working in cooperation with a major IC manufacturer, AT have produced what is probably the finest low cost computer on the market today. 'The Experimenter' is due for release next month and promises to offer the computer enthusiast a no compromise choice in portable micros.

The use of revolutionary new CMOS static RAMs has made this machine possible. If you are a real enthusiast and you don't want the instant S100 capabilities of our Z.A.T. machine, then just look at these features and



compare them with other machines around \$300.

- Z80 design - fully expandable
- Non-volatile memory. Battery backup.
- Extremely powerful interactive 16k Basic in ROM.
- 16K CMOS RAM (Memory expandable on-board to 64K).
- Upper/lower case 64X16 format plus high resolution graphics.
- Fully socketed ● Attractive case.
- Line renumber, and graphics plot facility.

Wait for the Aussie Giant Killer.

SPECIAL Unbeatable offer on SOAR digitals

Now you don't have to pay \$60-\$100 for a high quality autoranging digital meter. For this month only, AT are offering the high performance SOAR Models 532 and 533 at rock bottom prices. Both meters feature 3.5 digit LCD displays, full autoranging and auto polarity indication. The 532 has a built-in buzzer for continuity testing. Accuracy of both models is 0.8% on the bottom d.c. range. Both meters feature excellent overload protection, 300Hr battery life and low battery indication. Resolution on the ohms range is 0.1 ohm. The a.c. voltage range goes down to 1.999V full scale, giving 1mV resolution, very useful for audio work. Autoranging is quick, with a sampling rate of twice per second. The meters are ruggedly constructed from tough ABS plastic.

ME-532 was \$59.50
now \$37.50
ME-533 was \$49.50
now \$32.50



Model ME-532 (with continuity tester)

NEW S100

MEGAMEMORY

The use of the latest CMOS static RAMs(6116) has made this design possible. Even when fully populated (64K), the board draws a tiny 4W. It will work up to 4MHz or more and is designed to IEEE 696 S100 bus standard. The board is configured as 8X8K selectable blocks with the last block further divided into four 2K 'windows'. The board is assembled and tested and is available in three formats.

32K \$325.00
48K \$425.00
64K \$525.00

THE VDU MW6545

This fully software programmable design can be reconfigured under software control to give virtually any screen format. Formats include 64X16, 80X24 and 132X40. The board features PCG graphics, upper and lower case and light pen facility.

MW6545 Built and tested \$295.00

ROMBLASTER MW450

With the price of EPROMs dropping, it makes sense to burn your own programmes in for instant access. This versatile design will burn in the popular 2516, 2532, and 2732 single 5V EPROMs. When used under DGOS, the MW450 only requires a block move and a block compare to verify an EPROM. The MW450 is supplied with a ZIF socket for on-board or front panel mounting.

MW450 Built and tested \$195.00

Fantastic kit Sellout

Now is your chance to make big saving on these popular ETI and Hobby Electronics kits. We can only offer these savings while stocks last.

Hobby Electronics Kits

HE103 Transistor Tester was \$8.95
now \$4.95
HE104 AM tuner was \$9.95
now \$6.50
HE105 Amp/fier \$8.95
now \$5.95
HE106 Radio Mike was \$5.95
now \$4.95

ETI Kits

ETI044 2 tone doorbell was \$4.50
now \$3.00
ETI068 LED Dice was \$5.75
now \$3.95
ETI065 Siren was \$5.50
now \$4.00

NEED SEMIS IN A HURRY?

Then don't forget about our Semiconductor Hotline. We've got Australia's best stocks at the best prices around

Hotline Number:

(02) 487 3798




APPLIED TECHNOLOGY PTY. LTD.

Office/Showroom: 1A Pattison Ave Waitara 2077
Hours: 9-5 Monday to Saturday. Telephone: (02) 487 2711
Mail Orders to: PO Box 311, Hornsby 2077

Please add \$2.00 per order to cover packing and postage.
Phone-in Bankcard orders accepted. Overnight bag available for only \$7.50

Interfacing with the ETI-685 2650 S100 computer board



Five ports have been supplied on the ETI-685 processor board to provide the user with a wide variety of input-output interface possibilities. Two of these ports are fixed in format, one is serial for interface to a printer, serial VDU or modem, and the other is a parallel-in port for use with a keyboard. The other three ports, A, B and C, supported by the PPI, are user-programmable.

PROGRAMMABLE peripheral interface devices (PPIs) are being used extensively these days in micro-computer-based equipment because of their relatively low cost and interface flexibility. Several standard TTL integrated circuits (such as latches and tri-state buffers) can be used for I/O interface, but when they have been designed into a piece of equipment there is no way

that the interface function that they provide can be altered. The use of programmable devices, such as PPIs, can reduce this problem and, as more ports are concentrated in the one device, circuit complexity and chip count is reduced with a resulting reduction in cost.

The PPI was included on the ETI-685 to provide the user with valuable hands-

on experience in the use of these modern devices. The purpose of this article is to provide the user with a basic understanding in the use of the 8255 PPI and to illustrate, with a few simple experiments, its use on the ETI-685 processor board. These experiments will require the construction of a few 'basic' interface circuits. ▶

Ron Koenig

8255 PPI description

The 8255 PPI is a 40 pin, large-scale-integrated circuit (LSI) device which was designed to interface between the 8080 eight-bit microcomputer and an external input or output peripheral device. The PPI is a general purpose programmable I/O device with 24 I/O pins supported by three 8-bit ports, and these 24 pins can be programmed to operate in a large variety of interface configurations.




Figure 1. 8255 PPI Pin Configuration.

Each of the three ports of the PPI (A, B and C) has been manufactured with special features to enhance the PPI's interface capabilities.

Port A contains one 8-bit data latch-buffer and one 8-bit data input latch.

Port B contains one 8-bit input and output latch-buffer and one 8-bit data input buffer.

Port C contains one 8-bit data output latch-buffer and one 8-bit data input buffer (no latch). This port can be programmed into two 4-bit ports, where each port contains a 4-bit latch. These 4-bit ports can be used in conjunction with Port A and B for control signal outputs and status signal inputs. Also, special command words can be used to set or reset any of the eight Port C bits independently.

Any of the eight Port B and C output buffers can source 1 mA at 1.5 V to directly drive Darlington-type power transistors. No output should be shorted directly to 0 V (ground) or +5 V (Vcc).

Programming the PPI

The functional configuration of each port is programmed by the system software writing a control word into the control resistor. This command word sets up the PPI's internal data buss, and the read/write control logic issues the appropriate commands to the Group A and Group B control blocks. The Group A control sets up Port A and Port C upper, and Group B Control sets up Port B and Port C lower.

There are three basic modes of operation of the PPI, which are selected by writing a control word into the control resistor.

Mode 0: This is the basic I/O mode in which each control group of 12 I/O pins can be programmed in sets of four and eight to be inputs or outputs.

Mode 1: This is the strobed I/O mode in which each group of 12 I/O pins may be programmed to have eight lines of input or output, with the remaining four pins in each group being used for handshaking and interrupt control signals.

Mode 2: This is a strobed bidirectional buss I/O mode where the eight

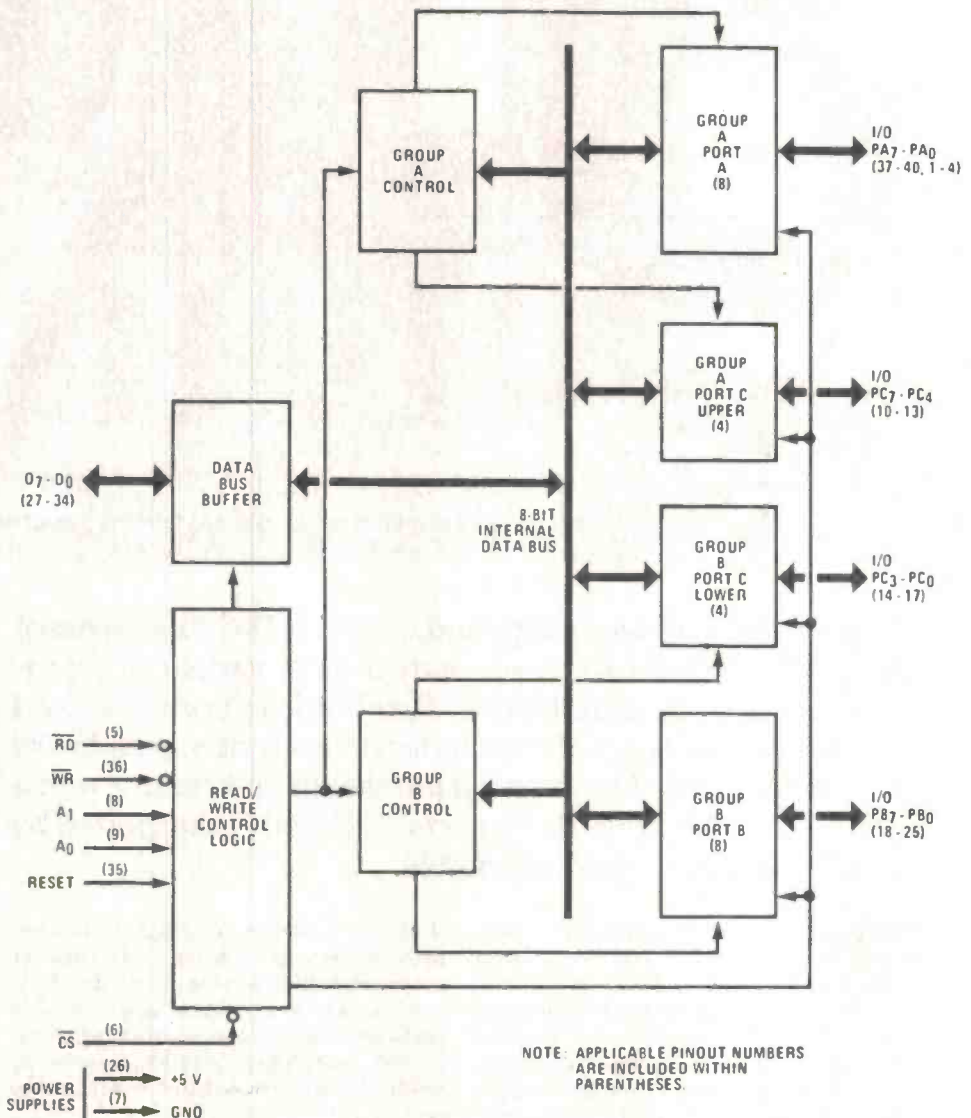


Figure 2. 8255 PPI Block Diagram.

Port Bits	Mode 0		Mode 1		Mode 2
	IN	OUT	IN	OUT	Group A Only
PA ₀	IN	OUT	IN	OUT	Bidirectional ↑ ↓ Bidirectional
PA ₁	IN	OUT	IN	OUT	
PA ₂	IN	OUT	IN	OUT	
PA ₃	IN	OUT	IN	OUT	
PA ₄	IN	OUT	IN	OUT	
PA ₅	IN	OUT	IN	OUT	
PA ₆	IN	OUT	IN	OUT	
PA ₇	IN	OUT	IN	OUT	
PB ₀	IN	OUT	IN	OUT	(Mode 0 or Mode 1 only)
PB ₁	IN	OUT	IN	OUT	
PB ₂	IN	OUT	IN	OUT	
PB ₃	IN	OUT	IN	OUT	
PB ₄	IN	OUT	IN	OUT	
PB ₅	IN	OUT	IN	OUT	
PB ₆	IN	OUT	IN	OUT	
PB ₇	IN	OUT	IN	OUT	
PC ₀	IN	OUT	INTR _B	INTR _B	I/O
PC ₁	IN	OUT	IBF _B	OBFB	I/O
PC ₂	IN	OUT	STB _B	ACK _B	I/O
PC ₃	IN	OUT	INTR _A	INTR _A	INTR _A
PC ₄	IN	OUT	STB _A	I/O	STB _A
PC ₅	IN	OUT	IBF _A	I/O	IBF _A
PC ₆	IN	OUT	I/O	ACK _A	ACK _A
PC ₇	IN	OUT	I/O	OBFA	OBFA

Control word		Port C bit affected
Reset	Set	
00	01	0
02	03	1
04	05	2
06	07	3
08	09	4
0A	0B	5
0C	0D	6
0E	0F	7

Mode definition control word format.

Figure 3. Mode Definition Summary Table.

pins of Port A form a bi-directional I/O buss and five pins from Port C are used for handshaking. The remaining three Port C pins can be used with bit-set/reset commands, and Port B can be configured as either Mode 0 or Mode 1.

The mode definition control word is generated from the chart at the bottom of this page.

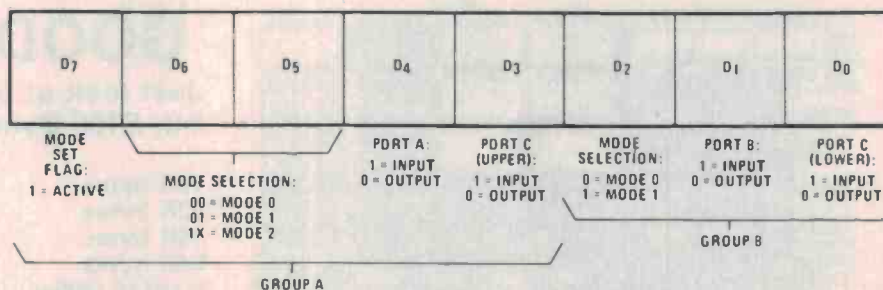


Figure 4. Bit Set/Reset Control Word Table.

Interrupt control facilities


When the PPI is programmed to operate in Mode 1 or Mode 2, control signals are generated that can be used as interrupt request inputs to the CPU. These interrupt request signals are provided at the Port C PC0 and PC3 pins and can be enabled or inhibited by resetting or setting the appropriate INTE flip-flops with bit-set/reset commands. These 'mask' flip-flops are automatically reset when a new control word is loaded into the PPI, and following a device reset. Alternatively, the condition of these signals can be determined by software

(polled mode) by reading Port C and testing the appropriate bits.

On the ETI-685 the two Port C interrupt request bits (PC0 and PC3) appear at the wire link field W4 as 'A' and 'B' respectively. These signals can be wired to any of the eight vectored interrupt lines V10 to V17 of the vectored interrupt controller, IC7. Full interrupt status between the PPI and the CPU can be established by the appropriate initialisation and programming of the programmable interrupt controller (IC7).

Single bit set/reset

Any of the eight bits of Port C can be set or reset independently using the bit set/reset feature. The table above provides a list of the ASCII words to be written into the control register to set or reset the appropriate Port C bit. When Port C is being used to provide status and control signals for Port A and Port B during Mode 1 or Mode 2 operation, the bit set/reset feature can be used to provide software control of these hardware interface signals. ●



VDU Housings

The standard base mouldings can be customised internally at minimum cost by the incorporation of inserts in the manufactured mould, to provide special bosses or fixtures. This offers considerable design flexibility at an economic cost. Alternatively, natural interior overhangs on the base moulding can be bridged with aluminium extrusions to create component mounting positions.

Keyboards

The two keyboards housings have been designed to accept two sizes of keyboard sub-assembly. The smaller housing takes the compact standard QWERTY alphanumeric assembly of up

to approximately 100 keys, while the larger one accepts the standard QWERTY key layout plus additional keys such as numeric pads and special function keys for word processors or other applications.

Floppy Discs

The standard enclosure accepts a variety of disc drives. The low line assembly for example, will accept up to four mini floppy disc units.

Other Facilities

The standard Mariner enclosures can be adapted to incorporate a number of other facilities including cassette mechanisms, printed circuit boards and front panel controls.



PRESENT THE

Mariner — OFF THE SHELF ENCLOSURES

OEM ENQUIRIES WELCOME

SUPERCOMPUTER — The most powerful S100 CP/M Computer in the world! (see Review Sept/Oct "Your Computer")

- Printers — Dot Matrix and Letter Quality
- Plotters — Single Pen and Multi Pen
- Video Displays — Standard and High Resolution Graphics
- Disk Drives — Floppy and Hard Disk

- All types of S100 cards including prototyping boards
- Special Services for Disk add ons
- CP/M Based Software including accounting wordprocessing plus Dental, Doctors and Real Estate Packages.

We also supply development software and frivolous games, etc.

WE ARE THE S100 SPECIALISTS



MICROCOMPUTER PRODUCTS


OPEN MON-SAT, 9AM-6PM

130 MILITARY RD., GUILDFORD, NSW 2161

TELEPHONE: (02) 681 4966

TELEX: AA 70664

48k RAM FOR \$295*



GOODBYE STATICS


Just look at these kit prices for our 64k S100 Dynamic memory board.

	inc. tax	ex. tax
16K bytes	\$259	\$225
32K bytes	\$299	\$260
48K bytes	\$339	\$295
64K bytes	\$379	\$330
8 x 4116 (200ns)	\$ 40	\$ 35
Manual only	\$ 7	

2716 (+5V) \$6.10*

Yes! We sell the TCT "Universal" Prom board (ETI-682.) Take a look at these prices!

	inc. tax	ex. tax
Complete kit	\$115	\$100
Board only	\$ 69	\$ 60
2716 (+5V,450ns)	\$ 7	\$ 6.10
Manual only	\$ 7	



TCT Micro Design Pty. Ltd.


P.O. Box 263 Wahroonga, 2076, N.S.W.

Phone: (02) 48-5388

Please add \$3 for post and packing.

* Plus sales tax.

In the world of
personal computers, there is just one
that is known as the best.



**NEW large screen model.
Still only \$999.**

Stop fooling around with mere toys! Get a real computer for the same price or even less. Get a Commodore PET Computer.

New generation PET Computer has all the features and more of the previous top-selling model that revolutionised the computer world. Your new PET has large crisp characters on a 12 inch green phosphor screen - no more eye strain! Other new features include an electronic end-of-line bell; the ability to erase all or part of a line; screen tabulation; and extra repeating keys.

New low-cost PET is suitable for personal, educational and scientific applications. Pet computers are easy to use - no previous computer experience is necessary and a wide variety of programmes are available from the nationwide network of Commodore's authorised dealers.

Commodore dealers are computer specialists - they can assist you on business and technical applications as well as providing specific programming advice.

Commodore PET 4016. Simply Australia's most professional personal computer.

commodore
COMPUTERS

For details of your local dealer send to:

Commodore Information Centre, Box 336, Artarmon, New South Wales 2064. Australia. Telephone (02)437 6296

PET 4016

FEATURES

The PET 4016 offers an IEEE parallel port and an IEEE-488 bus for disk and printer communications. Also included is an eight bit parallel user port with "handshake" lines. The PET supports two Commodore C2N cassette ports for external cassette input and output. Each PET 4016 includes 18K of ROM containing BASIC and a machine-language monitor. The BASIC interpreter is activated when you turn on your PET 4016 - no loading is necessary.

12" SCREEN

40 characters wide by 25 lines long.
128 ASCII plus 128 graphic characters
8x8 dot matrix characters
Green phosphor screen.
Brightness control.

KEYBOARDS

74-key professional keyboard.
Separate calculator/numeric pad.
Upper-case alphabetic characters.
Shift key gives 64 graphic characters.

MEMORY

PET 4016: 16K (15359 net) random access memory (RAM).

POWER REQUIREMENTS

Volts: 240v
Cycles: 50HZ
Watts: 100

SCREEN EDITING CAPABILITIES

Full cursor control (up, down, left, right).
Character insert and delete
Reverse character field
Overstriking
Return key sends entire line to CPU regardless of position

INPUT/OUTPUT

Parallel port
IEEE-488 bus
2 cassette ports
Memory and I/O expansion connectors

FIRMWARE

18K of ROM contains:
BASIC (version 4.0) with 9-digit floating binary arithmetic
Tape and disk file handling
Machine language monitor

PHYSICAL SIZE

Height: 14"
Width: 16.5"
Depth: 18.5"
Shipping Weight: 46lbs

COMPUTING TODAY

'660 Software

Play 'Mastermind' with your '660 Learners' Microcomputer


This is a game similar to the 'Mastermind' pegboard game where you have to guess the order of four hidden coloured pegs, only in this case you guess a three-digit number. The computer will compare your guess with the secret number. If a digit is the correct one in the correct place, you score two (2) points. Correct digits in the wrong order score one (1) point each. You've got the number correct if you score six (6) points. Hold challenges to see who can guess the number in the fewest turns.

** USE KEYS 0-9 TO ENTER YOUR GUESS **

MASTERMIND

0600	6E 00	VE=00	0656	16 5C	GO TO 065C	06AC	00 EE	RET
0602	A7 F0	I=07F0	0658	74 FF	V4+FF	06AE	66 00	V6=00
0604	26 A0	DO 06A0	065A	16 36	GO TO 0636	06B0	35 00	SKF V5=00
0606	26 A0	DO 06A0	065C	65 08	V5=08	06B2	16 C6	GO TO 06C6
0608	26 A0	DO 06A0	065E	26 D0	DO 06D0	06B4	A7 F3	I=07F3
060A	65 00	V5=00	0660	65 34	V5=34	06B6	F2 65	VO:V2=MI
060C	60 00	V0=00	0662	26 D0	DO 06D0	06B8	F0 29	I=DSP,VO
060E	61 00	V1=00	0664	7E 01	VE+01	06BA	26 CA	DO 06CA
0610	62 00	V2=00	0666	65 34	V5=34	06BC	F1 29	I=DSP,V1
0612	F2 55	MI=VO:V2	0668	26 D0	DO 06D0	06BE	26 CA	DO 06CA
0614	26 AE	DO 06AE	066A	4D 06	SKF VD#06	06C0	F2 29	I=DSP,V2
0616	65 34	V5=34	066C	16 88	GO TO 0688	06C2	26 CA	DO 06CA
0618	26 D0	DO 06D0	066E	4E 63	SKF VE#63	06C4	00 EE	RET
061A	A7 F6	I=07F6	0670	16 82	GO TO 0682	06C6	A7 F0	I=07F0
061C	26 E2	DO 06E2	0672	61 C0	V1=C0	06C8	16 B6	GO TO 06B6
061E	26 E2	DO 06E2	0674	F1 15	TIME=V1	06CA	D5 65	SHOW 5MI@V5V6
0620	26 E2	DO 06E2	0676	F1 07	V1=TIME	06CC	75 08	V5+08
0622	65 00	V5=00	0678	31 00	SKF V1=00	06CE	00 EE	RET
0624	26 AE	DO 06AE	067A	16 76	GO TO 0676	06D0	66 18	V6=18
0626	A7 F6	I=07F6	067C	65 08	V5=08	06D2	35 08	SKF V5=08
0628	F2 65	VO:V2=MI	067E	26 D0	DO 06D0	06D4	16 DA	GO TO 06DA
062A	A7 F3	I=07F3	0680	16 1A	GO TO 061A	06D6	FD 29	I=DSP,VD
062C	F2 55	MI=VO:V2	0682	A7 F0	I=07F0	06D8	16 CA	GO TO 06CA
062E	65 00	V5=00	0684	65 2C	V5=2C	06DA	A7 F6	I=07F6
0630	26 AE	DO 06AE	0686	26 AE	DO 06AE	06DC	FE 33	MI=VE(3DD)
0632	64 02	V4=02	0688	61 08	V1=08	06DE	F2 65	VO:V2=MI
0634	6D 00	VD=00	068A	60 02	V0=02	06E0	16 BC	GO TO 06BC
0636	A7 F3	I=07F3	068C	F0 18	TONE=VO	06E2	F0 0A	VO=KEY
0638	26 F4	DO 06F4	068E	6F 10	VF=10	06E4	40 0F	SKF VO#0F
063A	A7 F3	I=07F3	0690	71 FF	V1+FF	06E6	16 82	GO TO 0682
063C	F2 55	MI=VO:V2	0692	FF 15	TIME=VF	06E8	61 09	V1=09
063E	85 00	V5=VO	0694	FF 07	VF=TIME	06EA	81 05	V1=V1-VO
0640	A7 F0	I=07F0	0696	3F 00	SKF VF=00	06EC	4F 00	SKF VF#00
0642	26 F4	DO 06F4	0698	16 94	GO TO 0694	06EE	16 E2	GO TO 06E2
0644	A7 F0	I=07F0	069A	31 00	SKF V1=00	06F0	F0 55	MI=VO:VO
0646	F2 55	MI=VO:V2	069C	16 8A	GO TO 068A	06F2	00 EE	RET
0648	95 00	SKF V5#VO	069E	16 9E	GO TO 069E	06F4	F2 65	VO:V2=MI
064A	17 00	GO TO 0700	06A0	64 09	V4=09	06F6	83 00	V3=VO
064C	95 10	SKF V5#V1	06A2	C0 0F	VO=RND	06F8	80 10	VO=V1
064E	16 52	GO TO 0652	06A4	84 05	V4=V4-VO	06FA	81 20	V1=V2
0650	95 20	SKF V5#V2	06A6	4F 00	SKF VF#00	06FC	82 30	V2=V3
0652	7D 01	VD+01	06A8	16 A0	GO TO 06A0	06FE	00 EE	RET
0654	44 00	SKF V4#00	06AA	F0 55	MI=VO:VO	0700	7D 02	VD+02
						0702	16 54	GO TO 0654

NOW — A COMPUTER KIT FOR APPROX \$99!



Developed by our parent company in New Zealand (Hug 1802) and upgraded by ETI as project 660, this simple state-of-the-artkit allows the hobbyist to get into micro-processors at minimal cost. This simple, single board micro-computer has already become the top selling micro kit in New Zealand — thoroughly tested & proven during the last 12 months. And for those wishing to expand, there are many add-on's already under development.

CLUB: Each customer who purchases a kit from us, automatically joins our 1802-660 club, and will be notified the moment additional software and hardware becomes available. Club members will also be able to swap software and interesting applications.

EXTRA: In addition, each kit purchased from KIT PARTS will have the original 30 page HUG1802 manual included FREE OF CHARGE! (usually \$10). Prices of the kit plus colour add-on's may vary slightly, so if you're interested in project 660, drop us a note now, and the moment we have the kit in stock, we'll advise you of the exact details.

KIT PARTS (AUST) PTY LTD.

Private Bag, Noosa Heads, Qld 4567

NEW ZEALAND CUSTOMERS WRITE TO: HUG ELECTRONICS, BOX 6544 TE ARO, WELLINGTON.

VIDEO CLASSICS — CASSETTE MOVIES FROM OZMAIL \$69.95

Turn your den, club or TV room into a cinema. The Ozmail Video Classics can be yours by mail. \$69.95 per cassette plus \$1.50 package and postage. Fill in the coupon now and send cheque, money order, postal notes OR fill in your Bankcard, Diners Club or American Express numbers and signature.



1. Patrick Rod Mullinar, Susan Penhaligon, Sir Robert Helpmann. A coma patient suddenly develops strange powers and confronts all those that come near him. "A suspense thriller brilliantly performed." Australian production. Rated M. Colour. 115 Mins.

2. Evil in the Deep Stephen Boyd stars as a skipper of a salvage boat who takes a group of divers to the Caribbean searching for a sunken ship. But their biggest problem by far lies waiting for them down in the deep of the ocean. Rated M. Colour.

3. The Stick Up David Soul is a fun loving bank robber in England in the early '30's. He meets up with an attractive and crazy lady and she leads him unwittingly into a plan to steal a million pounds. 1979 Release. Rated M. Colour. 103 Mins.

4. England Made Me Peter Finch, Michael York. A powerful German industrialist is having an affair with his English secretary. She persuades him to employ her brother, but disaster reigns when the brother becomes outspoken about his dislike for the Nazis. Rated M. Colour. 104 Mins.

5. Secrets Jacqueline Bisset, Robert Powell (Jesus

of Nazareth), Perr Oscarsson. The story of a couple who, after nine years of marriage each embark on a romantic interlude, unknown to each other. Just what were her secrets? See Jackie in her 'denied' nude scene! Rated M. Colour. 115 Mins. 1978 Release.

6. Joe Peter Boyle is 'Joe', a factory worker with a dislike of 'hippies and blacks' lusting for a confrontation, he gets his chance when he finds his daughter living with 'drugged sex friends'. His search for her ends in the ultimate tragedy. From the director of 'Rocky'. Rated M. Colour. 107 Mins.

7. Halloween Donald Pleasance, Jamie Lee Curtis. Directed by John Carpenter. The most successful independent motion picture of all time — a horror classic! A patient escapes from a mental hospital after 15 years treatment for the brutal murder of his sister. He returns to his home town to relive the crime — on Halloween. Rated M. Colour. 92 Mins.

8. The Swap Robert De Niro. Star of 'Raging Bull'. An ex-con seeks revenge for the murder of his photographer brother. He knows that all the evidence is on one piece of film. Once he finds that, then it will be the Swap — on eye for an eye. 1979 Release. Rated M. Colour. 90 Mins.

Allow 14 days for delivery.

PLEASE INDICATE VHS BETAMAX
OZMAIL 11TH FLOOR, 168 WALKER STREET, NORTH SYDNEY.
SEND COUPON TO: OZMAIL P.O. BOX 60, CAMMERAY 2062.

NAME _____

ADDRESS _____

P/CODE _____

I enclose cheque, money order or Bankcard \$69.95 plus \$1.50 per cassette.



EXPIRY DATE _____ SIGNATURE _____

ORDER NO. & CASSETTE NAME _____

This computer will do anything!

— Limited only by your imagination

Graham Wideman on the experience of buying (or selling) computers.

"WHAT IS a computer . . . really?" asks the potential computer customer of a salesman. This seems to be one of those questions of such innocent simplicity that it rivals "What is life?" in degree of difficulty to answer. A computer is not adequately described by saying merely that it is something which computes. The browsing consumer usually must be initially contented with the explanation that a computer is something that you can "program" to do "whatever" you want it to do, usually with the added qualification that this is limited only by your imagination. The computer can balance your cheque book, store recipes, do word processing, more sophisticated accounting such as general ledger, receivables and payables, payroll, it can control your home appliances, send and receive information over the telephone and perform a host of other exciting, work-saving or entertaining functions. All because you can program it.

And so the customer, caught up in the excitement, leaves the store with a

computer he or she can program. And program and program and program. For it takes a huge amount of programming to actually *get* anywhere. Friends and relatives start to forget what you look like. Spouses and lovers take up other interests. And you realise you got what you paid for: something you can program.

So what is a computer?

It's time to come to terms with what a computer really is, or at least why it can be a great tool. When is a computer great? When it's doing a lot of work that someone else would otherwise have to do. The virtue of a computer lies not in the fact that you or I can program it, but in the fact that, thanks to programmability (yours, mine or preferably someone else's), a computer can act like any of a number of very useful specific-purpose machines. My computer at the moment is acting as a word processor machine, allowing me to be relaxed as I

write while it does the work. At other times it acts as a pay-cheque figuring-out machine, or a cheque book balancing machine.

This being the case, it is important to look at or present a computer (whether you are in the buyer's or seller's shoes) from the perspective of being a collection of useful machines. There are of course those people who buy computers for the fun of buying a sophisticated electronic gadget that is great fun to tinker with. This was particularly so in the beginning years of the personal computer. But a comparison can be drawn between this situation and that of the automobile and its first appearance. The first automobile owners were the real enthusiasts, who bought a car for the thrills of driving, and of being master of an often temperamental machine. And the horseless carriage owner of the very early days was likely to contribute as much to the construction and health of his vehicle as the manufacturer. These are our present-day computer 'hardware' enthusiasts, and I suspect the 'software' enthusiasts also fall into the same category. The people to whom the computer will ultimately prove itself to be most useful are the same kind of people who now take the car for granted.

What about software?

After buying a new car you wouldn't expect to hear the salesman say as you leave the showroom, "Oh yes, and we can also supply wheels and an engine, should you happen to be needing them . . .". Yet we do hear the computer salesman say that software is also available at his store, software which I consider *essential* to doing anything truly useful with the computer. Retailers and manufacturers must (I hope) be realising this; it is software — i.e. the programs — that makes a computer truly the tool that benefits a business.

For example, anyone who must normally do a lot of composition and typing instantly sees the benefits of a word processor, or a computer acting



like a word processor. And I have frequently heard tales from computer store personnel about how programs such as VisiCalc (from Personal Software) have so impressed a businessman that he's immediately ordered a computer. What's astounding about these stories is not that the program sold the computer, but that the salesman, the computer store and the manufacturer seem *surprised* that this should happen. In fact the customer was not buying a program and a computer to run it on, he was buying a particular visual calculating machine, one of many machines any computer can imitate.

Unfortunately software is presently 'expensive', which is to say that the average computer owner today perceives it to be expensive. Is it? Is \$200 to \$500 a large amount to pay for a disk which will turn your not-terribly-useful \$2000 system into a word processor, for example? It certainly is if you consider that it would only cost you \$3 for a disk if you could copy the program from someone; this has become a rampant crime. But the price is not so unreasonable compared to attempting to produce the same program yourself. The health of the better software houses attests to the fact that many computer owners are realising this, but it is often not something that the new computer buyer is exposed to or aware of.

The future

It is pretty obvious that the personal computer is catching on. As it does we will see efforts at software standardisation, which allows the same program to run on different computers, such as we already see with the CP/M disk operating system. This standardisation gives a software author a wider market for his product and more competition, which should lead to reduced software prices. Higher volume sales of computers themselves will contribute to lower prices and yet higher volume all around. This is the trend which most would predict, but to me this process looks like it might take some time. There is an alternative possibility which we might see, and which could heat up the action more effectively.


It's no big secret that giant Tandy-Radio Shack were very surprised at the popularity of their home computer line. We then should not be surprised if the computer manufacturers are still finding their way in determining what computer package it is that the public will just gobble up. As I have mentioned, my hypothesis is that the average consumer is just not inte-



rested in a box that he can program, no matter how expandable, how many K of RAM you can stick in it, or how much imagination he is limited by; in other words, very few people are interested in the machine itself. But Mr. and Mrs. A. Consumer are dead interested in many of the machines that the computer can pretend to be. Why then should we not expect the manufacturers to get into the

software act and make sure their computers are demonstrated and sold with a comprehensive gallery of software, or should I say demonstrated as and sold as a package of useful machines?

Manufacturers are starting to recognise that a minimum useful hardware configuration includes disk drives, as demonstrated by the Apple III and TRS-80 Model III. My expectation is ▶



AIM 65 The Professionals Microcomputer

Printer, display, full key-board —

Qty. 1-4 : \$454
5+ : \$419



For professional working, learning, designing, Rockwell's AIM 65 microcomputer gives you an easy, inexpensive head start!

- 20-column printer and display
- Dual cassette, TTY and general purpose I/Os
- R6502 NMOS microprocessor
- System expansion bus
- Read/write RAM memory
- PROM/ROM expansion sockets
- Self-prompt interactive firmware
- Big terminal-style keyboard
- Available languages include assembly, PL/65, BASIC, FORTH, Pascal

NEW! 40-column printer and display

AIM 65/40 — 5000 \$1259

SPECIAL

MICRO FLEX RM65-3132N
(32K Dyn RAM unloaded)
together with 16 x 4116
\$199



P.O. BOX 6502
GOODNA 4300
AUSTRALIA.
PHONE (07)
288 2757

Above prices are for prepaid orders and do not include sales tax.

that it won't be long before that minimum configuration includes software as well — personal word processing software, personal accounting software, perhaps personal telephone communication software, personal 'information management' software (storage and retrieval of information like recipes), personal mathematics software (like VisiCalc), and so on. It would sure make a computer easier to sell, and a lot more attractive to buy.

Advice for now


This marketing transformation is not going to happen overnight. If you are interested in getting a computer now, then consider what you really want to get out of the system. Don't be fooled into thinking you are going to do all the programming. Many people buy computers expecting to learn about them as they go along, adding a piece at a time. Unfortunately, although very interesting, this means that your computer spends many months not able to do very much useful. This is hardly any way to convince yourself to plunge in and go for the disk drives and printer that'll really make your computer a tool worth using. And worse still, a computer that doesn't really do very much, and consumes a large amount of your time, is even less well accepted by those associates or

other members of the family who might have some say in further expenditures.

When comparing features and prices of different computers don't just go for the cheapest starter outfit. Pay attention to the overall cost of a system expanded to the point at which it is going to be most useful, which inevitably includes software. If you have a particular application in mind, go to a computer store and get a demonstration of a computer pretending to be that machine. All are far from equal for different tasks.

And if you are in the business of selling computers, be aware that there are a lot of people who have heard that computers can be useful, but don't want to know about the computer itself. If you can immediately demonstrate the computer as the machine of the customer's needs — word processor, financial forecasting tool, or what-have-you — and have the customer sitting at the console actually using that dreamed-about tool within minutes, you've probably made the sale. There's nothing more off-putting for a customer than walking into a store and having a salesman try unsuccessfully to demonstrate a program.

By the way, this word processing machine was worth every penny it cost. And to think I got a computer thrown in for free!



DON'T FORGET TO CHECK WITH US BEFORE YOU BUY A COMPUTER OR OTHER PRODUCTS

ROD IRVING ELECTRONICS

425 HIGH STREET, NORTHCOTE 3070, MELBOURNE, VICTORIA.

16K EPROM CARD-S 100 BUSS



\$89.50
KIT

BLANK PC BOARD
\$49
USES 2708's!

Thousands of personal and business systems around the world use this board with complete satisfaction. Plus 16K of software on line at ALL TIMES! Kit features a top quality soldermasked and silk-screened PC board and first run parts and sockets. Any number of EPROM locations may be disabled to avoid any memory conflicts. Fully buffered and has WAIT STATE capabilities.

OUR 450 NS 2708'S
ARE \$6.90EA. WITH
PURCHASE OF KIT

ASSEMBLED
AND FULLY TESTED
ADD \$36

\$100 COMPUTER PRODUCTS

32K S-100 EPROM CARD

NEW!



\$99.95

KIT
USES 2716's
Blank PC Board - \$59
ASSEMBLED & TESTED
ADD \$30

SPECIAL: 2716 EPROM's (450 NS) Are \$6.90 EA. With Above Kit.

- KIT FEATURES:
1. Uses +5V only 2716 (2Kx8) EPROM's
 2. Allows up to 32K of software on line!
 3. IEEE S-100 Compatible.
 4. Addressable as two independent 16K blocks
 5. Cromemco extended or Norstar bank select.
 6. On board wait state circuitry if needed
 7. Any or all EPROM locations can be disabled.
 8. Double sided PC board, solder-masked, silk screened.
 9. Gold plated contact fingers.
 10. Unselected EPROM's automatically powered down for low power.
 11. Fully buffered and bypassed.
 12. Easy and quick to assemble.

* * * AVAILABLE AGAIN * * *



- 16K Dynamic RAM Board
- Fully Expandable to 64K
- Assembled, tested and guaranteed
- S100 Compatible

16K Dynamic RAM Board assembled and tested. Special \$269 plus tax (4MHz) \$299 plus tax (4MHz). This must be the best offer available on quality tested dynamic RAM boards.

32K Assembled and tested \$289 plus tax (4MHz)

48K Assembled and tested \$309 plus tax (4MHz)

64K Assembled and tested \$329 plus tax (4MHz)

16K STATIC RAM KIT-S 100 BUSS

KIT \$189
A&T \$219



KIT FEATURES:

1. Addressable as four separate 4K blocks.
2. ON BOARD BANK SELECT circuitry (Cromemco Standard) Allows up to 512K on line!
3. Uses 2114 (450NS) 4K Static Rams
4. ON BOARD SELECTABLE WAIT STATES
5. Double sided PC Board with solder mask and silk screened layout. Gold plated contact fingers.
6. All address and data lines fully buffered.
7. Kit includes ALL parts and sockets.
8. PHANTOM II is jumpered to PWR 07
9. LOW POWER under 1.5 amps TYPICAL from the +5 Volt Buss
10. Blank PC Board can be purchased in any multiple of 4K.

BLANK PC BOARD W DATA \$55

LOW PROFILE SOCKET SET \$22

SUPPORT IC'S & CAPS \$29

ASSEMBLED & TESTED ADD \$30

OUR #1 SELLING
RAM BOARD!

16K STATIC RAM SS-50 BUSS

PRICE CUT!

\$199 KIT
A&T \$219

FULLY STATIC
AT DYNAMIC
PRICES



32K STATIC ALSO AVAILABLE


KIT FEATURES:

1. Addressable on 16k Boundaries
2. Uses 2114 Static Ram
3. Runs at Full Speed
4. Double sided PC Board Solder mask and silk screened layout Gold fingers
5. All Parts and Sockets included
6. Low Power Under 1.5 Amps Typical

FOR SWTPC
6800 BUSS!

BLANK PC BOARD - \$49 COMPLETE SOCKET SET -
\$22 SUPPORT IC'S AND CAPS - \$45

NOW A \$99 Computer!
Plugs into any TV!
ETI 660



No one would have believed 6 or 7 years ago. Features include: colour capability, operates from optional 9V plugpack, 1K memory expandable to 3K on board single board construction, cassette interface, audio output (billy tunes), simple to program (uses Chip 8). Expansion projects coming up include: ASCII keyboard, light pen, games software etc. (So we are still...)

Starline 64116 RAM \$99.00
9V (Auto Plug) Pack to suit \$12.50
Colour video option \$13.50
RAM EXPANSION (add to PCB) \$16.00

ETI636 7 SLOT MOTHERBOARD WITH ACTIVE TERMINATION
Kit of Parts \$89.00. Assembled and tested \$115.00, inc tax.
RITRON COMPUTER GRADE POWER SUPPLY. +5V Reg. 10A,
±16V Unreg. Kit of parts \$89.90 inc tax AAT \$109.00 inc tax
Write for list of other power supplies. Tax free prices also available.

SINGLE

BOARD COMPUTER KIT NOW ONLY \$649 + TAX (17 1/2%)

Also available,
Blank PCB's with Roms \$295 + Tax.

THE FERGUSON PROJECT: Three years in the works, and maybe too good to be true. A tribute to hard headed, no compromise, high performance, American engineering! The Big Board gives you all the most needed computing features on one board at a very reasonable cost. The Big Board was designed from scratch to run the latest version of CP/M. Just imagine all the off-the-shelf software that can be run on the Big Board without any modifications needed! Take a Big Board, add a couple of 8 inch disc drives, power supply, and an enclosure, and you have a total Business System for about 1/3 the cost you might expect to pay.

FEATURES: (Remember, all this on one board!)

64K RAM

Uses Industry standard 4116 RAM'S. All 64K is available to the user, our VIDEO and EPROM sections do not make holes in system RAM. Also, very special care was taken in the RAM array PCB layout to eliminate potential noise and glitches.

Z-80 CPU

Running at 2.5 MHZ. Handles all 4116 RAM refresh and supports Mode 2 INTERRUPTS. Fully buffered and runs 8080 software.

SERIAL I/O (OPTIONAL)

Full 2 channels using the Z80 SIO and the SMC 8116 Baud Rate Generator. FULL RS232! For synchronous or asynchronous communication. In synchronous mode, the clocks can be transmitted or received by a modem. Both channels can be set up for either data-communication or data-terminals. Supports mode 2 InL. Price for all parts and connectors: \$95

BASIC I/O

Consists of a separate parallel port (Z80 PIO) for use with an ASCII encoded keyboard for input. Output would be on the 80 ± 24 Video Display.

REAL TIME CLOCK (OPTIONAL)

Uses Z-80 CTC. Can be configured as a Counter on Real Time Clock. Set of all parts: \$25

24 x 80 CHARACTER VIDEO

With a crisp, flicker-free display that looks extremely sharp even on small monitors. Hardware scroll and full cursor control. Composite video or split video and sync. Character set is supplied on a 2716 style ROM, making customized fonts easy. Sync pulses can be any desired length or polarity. Video may be inverted or true.

FLOPPY DISC CONTROLLER

Uses WD1771 controller chip with a TTL Data Separator for enhanced reliability. IBM 3740 compatible. Supports up to four 8 inch disc drives. Directly compatible with standard Shugart drives such as the SA800 or SA801. Drives can be configured for remote AC off-on. Runs CP/M 2.2.

FOUR PORT PARALLEL I/O (OPTIONAL)

Uses Z-80 PIO. Full 16 bits, fully buffered, bi-directional. User selectable hand shake polarity. Set of all parts and connectors for parallel I/O: \$45

PFM 3.0 2K SYSTEM MONITOR

The real power of the Big Board lies in its PFM 3.0 on board monitor. PFM commands include: Dump Memory, Boot CP/M, Copy, Examine, Fill Memory, Test Memory, Go To, Read and Write I/O Ports, Disc Read (Drive, Track, Sector), and Search. PFM occupies one of the four 2716 EPROM locations provided. It does not occupy any of the 64K of system RAM!

Bankcard
Mail Orders
Welcome

Please debit my Bankcard.

Bankcard No. _____

Expiry Date _____

Name _____

Signature _____

General enquiries (03) 489-8131, Mail order enquiries (03) 481-1436, Ritronics Wholesale (03) 489-7099. (Tax Exempt Enquiries)

Prices subject to change without notice. Send 60c and SAE for free Price lists. MAIL ORDERS PO BOX 235, NORTHCOTE, Vic. 3070. Minimum pack and post \$5.00. Telex AA38897.

PLEASE WRITE OR RING FOR THE BEST POSSIBLE PRICES ON DISC DRIVES, PRINTERS AND OTHER COMPUTER COMPONENTS.

Get there faster — with speedy BASIC

Grow your fingernails again — stop waiting for that program to run — avoid the rigours of machine code. Here are some useful hints on how to make things go faster, BASICally, that is!

THE FLEXIBILITY of BASIC as a programming language allows the programmer considerable freedom in choosing the exact manner in which a particular task will be tackled. There will often be a number of different approaches available for the writing of even a simple routine, all of which achieve the same end result but via different sequences of instructions. The readability of the program, the amount of memory used, the accuracy of the result, the ease of use of the program, its ability to deal with 'rogue' data and its speed of execution will all vary according to which approach has been adopted.

Programmer's criteria

Generally the most important criteria of good programming are ease of use, accuracy of result, ability to deal with rogue data and user errors, and readability. By readability we mean the degree to which the program listing can be understood by someone other than its author. This factor is important even in home computing where a program listing may be intended only for the eyes of its writer. Most programmers will have experienced the frustration of trying to decode one of their own programs several months or even weeks after it was written.

In graphics programs where animation is involved, such as in games and simulations, the situation is rather different, and in order to achieve an effective display it is often necessary to program for speed at the expense of other considerations, readability in particular. Games such as 'Breakout', 'Space Invaders', Pinball, etc, which rely heavily on animated graphics, are ideally programmed at least partially in machine code to give the necessary speed. Many home programmers are happier working with BASIC and good results can often be achieved if care is taken in writing those parts of the program where speed is most critical.

Real time control is another area where the execution time of a routine can be of paramount importance.

Time-saving techniques

This article describes a number of techniques which may be applied to BASIC programs to minimise processing time. Their use is by no means restricted to games and control applications, but it should be borne in mind that the speed is often won at the expense of readability.

A graphics animation routine typically employs one or more loops to achieve the illusion of movement of a graphic character on the VDU screen. The symbol is repeatedly written on to the screen, erased and rewritten into an adjacent location. If this can be done quickly enough there is a reasonably good illusion of movement. If the program loop is too slow the sequence of events will be seen for what it really is, namely a symbol constantly appearing and then disappearing to reappear slightly shifted, and the illusion is lost. It is the way in which the program instructions within these loops are written that will determine the success or failure of the animation. The loops will contain the rules which apply to the movement and will also test for collisions, etc, and modify the movement accordingly. In all the following programming examples, FOR...NEXT loops are used to compare the execution times of pairs of routines which achieve the same results by different means.

Number one

The first technique is a fairly obvious one which is often neglected by beginners. This is not purely a speed-up technique but should be applied to all programming. The rule is simply to avoid placing in a loop any instruction which only needs to be carried out once. Consider the following routine:

Malcolm Banthorpe

```
a) 10 FOR Y = 1 TO 32
    20 FOR X = 1 TO 64
    30 Q = SQR(X↑2 + Y↑2)
    40 NEXT X
    50 NEXT Y
(execution time 298 S)
```

In this rather slow routine (the SQR and ↑ functions tend to slow down any routine, as will be shown later), Y↑2 is evaluated 2048 times in line 30 when it only need be evaluated 32 times if placed outside the inner loop, since the value of Y only changes 32 times during the execution of the routine.

```
b) 10 FOR Y = 1 TO 32
    15 Y2 = Y↑2
    20 FOR X = 1 TO 64
    30 Q = SQR(Y2 + X↑2)
    40 NEXT X
    50 NEXT Y
(execution time 202 S)
```

The addition of line 15 and the modification to line 30 has reduced the execution time by nearly one third. The value of X↑2 must still be calculated 2048 times because the value of X changes 64 times for each of the 32 times that Y changes.

Timed twice

Where a constant is to be used several times, such as in a loop, set a variable to be equal to the constant before the loop, and thereafter use the variable.

```
c) 10 FOR X = 1 TO 30
    20 P = P + 1
    30 NEXT X
(execution time 12.4 S)

d) 5 A = 1
    10 FOR X = 1 TO 3000
    20 P = P + A
    30 NEXT X
(execution time 11.3 S)
```


Simply by setting A to be equal to 1 in line 5 and modifying line 20, a significant reduction in the execution time has been made. The BASIC interpreter takes less time to look up the value of A in its variable table than it does to convert one or any other number from the floating point decimal form to the binary form which it uses internally. So in this case the conversion is only required once in line 5 instead of 3000 times as in example (c). The technique can give significant speed gains, especially where several such constants are involved in a loop.

Technique three

In NEXT statements it is generally permissible to omit the index variable. This does tend to degrade program readability somewhat but can be useful where speed is critical.

- e) 10 FOR X = 1 TO 5000
20 NEXT X
(execution time 6.6 S)
- f) 10 FOR X
20 NEXT
(execution time 5.5 S)

The omission of the index variable, X, from line 20 gives a speed gain of nearly 20%. NEXT is faster than NEXT X because in the former case the computer does not check that X was variable specified in the last FOR...TO statement. This information is already stored on the stack and even where several FOR...NEXT loops are nested, the computer will execute them in the correct sequence without the variable being specified in each NEXT statement. A few dialects of BASIC will not accept this form of statement and will indicate a syntax error. Check that it is compatible with your computer by running example (f).

More on FOR

Addition and subtraction are performed more quickly than multiplication and division and these in turn are performed faster than functions such as ↑, SQR, SIN, LOG, etc. Often alternative functions can be implemented to achieve the same result but with a saving of time.

- g) 10 B = 2
20 FOR A = 1 TO 3000
30 C = A*B
40 NEXT
(execution time 12.6 S)
- h) 20 FOR A = 1 TO = 3000
30 C = A + A
40 NEXT
(execution time 9.7 S)

Both routines are involved with the doubling of the value of A but (h) is faster because it uses addition instead of multiplication to achieve this end. If B is set to 3 in line 10 of (g) and line 30 of (h) is changed to C = A+A+A, then the run time becomes 12.6 seconds in each case, showing that the extra addition operation cancels the previous advantage and that the technique is only beneficial where doubling is involved.

The fifth amendment

As mentioned previously, BASIC is particularly slow in evaluating powers of numbers when the ↑ function is used. Where the power in question is an integer, it is often advantageous to use multiplication instead.

- i) 10 FOR X = 1 TO 1000
20 A = X↑2
30 NEXT
(execution time 52.9 S)
- j) 10 FOR X = 1 TO 1000
20 A = X*X
30 NEXT
(execution time 4.5 S)

The time difference here is very large and would make an obvious improvement to the speed of an animation. The squaring of numbers is of use in such a program for the calculation of distances using Pythagoras' Theorem ($C = \text{SQR}(A^2 + B^2)$). Even higher powers can profitably be calculated by multiplication. If line 20 in the above examples is changed as follows,

- i) 20 A = X↑5
- j) 20 A = X*X*X*X*X

then the execution times are 52.0 and 10.7 s respectively, showing that multiplication still has the clear advantage despite the extra arithmetic operations.

The SQR function, which is also slow, is unfortunately not so easy to deal with. There is no straightforward alternative to the SQR function. Where it has to be used and is seriously affecting the success of a program, the one possible solution may be to use a look-up table for the values of the square roots. Those required can be evaluated at the start of the program and stored in an array:

- k) 10 DIM S(200)
20 FOR X = 1 TO 200
30 S(X) = SQR(X)
40 NEXT

This routine, although slow, can be run once and for all at the start of the program. Subsequently, the value of a square root of an integer in the range 1 to 200 can be looked up directly in the array in the time-critical part of the program, e.g.:

- l) 50 FOR X = 1 TO 200
60 A = S(X)
70 NEXT
(execution time 1.0 S)

Compare this with the execution time of 10.5 seconds when line 60 is changed to A = SQR(X).

This technique is useful where a limited range of roots is required, but is extravagant in its use of memory because of the array space required. It may be possible to reduce this requirement by the use of an integer array instead of a real array, if available on your computer.

If this technique were to be applied to program example (a) then it could most simply be implemented by using a two-dimensional array. The routine to set up the table of roots would be of the form:

- m) 1 DIM S(64,32)
2 FOR X = 1 TO 64
3 X2 = X*X
4 FOR Y = 1 TO 32
5 S(X,Y) = SQR(X2 + Y*Y)
6 NEXT
7 NEXT

Program (a) can now be rewritten to incorporate all the speed-up techniques mentioned so far which are relevant to it.

- n) 10 FOR Y = 1 TO 32
20 FOR X = 1 TO 64
30 Q = S(X,Y)
40 NEXT
50 NEXT
(execution time 14.1 S)

The big improvement in execution time over the previous 202 seconds is mainly due to the use of the array to eliminate the need for the ↑ and SQR functions.

Added extras


There are a number of further techniques which will have a lesser effect on speed but which may however be useful in fine-tuning a program. Variables are stored in a variable table by the BASIC interpreter in the order which they are first encountered in a program. Hence if the first line of a program is:

you may have guessed it

Over

6 Megabyte on a

IMS 5000



But it's the speed & reliability that counts

The IMS5000 with hard disk was benchmarked against all the other hard disk systems at the NCC Chicago USA '81 exhibition. On average 5.25 inch hard disk operates 15% faster than 8 Inch Winchester and up to 5 times faster than other 5 inch Winchester, and it will not cost a fortune.

The demonstration system at the NCC was dropped and punctured in transit by a forklift, and it still came up first time without an error! This is the sort of rugged reliability users have come to expect from IMS International Computers.

Isn't this what you NEED? — A machine so reliable, its manufacturers warrant it for TWO years.
— A machine so versatile, it operates under CP/M, MP/M, MVT-EFAMOS, USCD-PASCAL, MARC, MICROCOBOL;

— Yet a machine which is inexpensive and powerful. What system are you looking at purchasing? IMS I hope is at least on your short list. If not, Contact SI Micro and discuss your requirements with them. (The face is becoming familiar).

**SERIES
8000
SERIES
5000**

IMS
INTERNATIONAL
COMPUTERS

S. I. MICROCOMPUTER PRODUCTS PTY LTD
GPO BOX 72 SYDNEY 2001 92 PITT ST SYDNEY (02) 2314091 232 6804
Melbourne (03) 26-5522. Brisbane (07) 52-8455. Perth (09) 368-1800

COMPUTER COUNTRY PTY. LTD.

BIGGER AND BETTER THAN EVER

Largest Range of Micros in Australia

NEC, APPLE, CASIO, CEC, OKIDATA, HITACHI, ATARI, NORTHSTAR AND MICROMATION

It is not necessary to trade off getting the professional pre-sales advice and after sales hardware and software back-up and service that Computer Country Pty. Ltd. has long been famous for in order to get low prices for your computer purchases. Computer Country, because of its large sales volume and keen sourcing ability, is now able to give extremely low prices and probably be able to meet, or better, any prices you will be quoted elsewhere.

NOW AVAILABLE — OUR COMPUTER OF THE MONTH
THE NEC PERSONAL COMPUTER
 4 MHz Z-80 CPU, 80 x 25 display with graphics and 8 colours, 32K RAM, 24K ROM, parallel/serial/cassette interfaces, upper/lower case, numeric keypad, 10 special function keys, access to C.P.M.

COMPUTER COUNTRY

338 QUEEN STREET, MELBOURNE, 3000, VICTORIA. (03) 329 7533

then A becomes the first variable in the table and however often its value changes as the program is run it remains at the top of the table. Similarly B will be the second variable in the table. Each time a particular value is specified during a program the interpreter will search through its table, starting at the top until it is found. Some time can therefore be saved by declaring near to the start of a program any variables which are later to be specified frequently. Then each time the variable is encountered the search is minimised.

In very long programs it may be worthwhile to place any subroutines which are to be called frequently near the beginning. This is contrary to normal practice, where subroutines are normally placed after the main body of the program. When the interpreter encounters an instruction such as GOSUB 1000 it will look at every line number from the start of the program until line 1000 is found. Therefore the nearer to the start of a program a subroutine is placed, the less the search time on each occasion that it is called.

The use of multiple statements instead of one statement per line will have a very minimal effect on run time and is not generally worthwhile for speed considerations alone.

Any of the above techniques can be applied to reduce the running time of critical parts of your programs. Individually some procedures will have very little effect, but used in combination they can improve a program considerably.



S100 SPECIALIST

283 CLARENCE ST
SYDNEY NSW 2000
TEL: 29-2402, 922-1709
ASSOCIATED WITH QT USA

SYSTEM + II (2MB +)

Computer System with 8" Dual Sided Drives (uses Y-E DATA YD174 Disk Drives) Terminal not included.
A&T (6 slot)\$3883.00
A&T (8 slot)\$4083.00

MINI-SYSTEM + (1/2MB +)

Computer System with 5 1/4" Single Sided Drives (uses TEAC FD-50A Disk Drives) Terminal not included.
A&T (6 slot)\$3048.00
A&T (8 slot)\$3073.00

QT Systems are designed for both businessmen and engineers in accordance with the latest IEEE standards. Among other functions, they can be used for accounting and word processing as well as a variety of scientific applications. The systems are available with MP/M or OASIS operating systems to allow multi-user, multi-tasking operations. QT also offers a full line of business and applications software, ranging from a business package to word processing.

Technical specifications: 4 MHz Z-80 CPU • Dbl-sided, dbl-den. 5 1/4" or 8" floppy disk controller (handles both drives simultaneously) • CP/M 2.2 included • 64K RAM, expandable per your requirements • Comes complete in single mainframe • RS232C serial port • Parallel port • Hard disk compatible • Monitor program & disk routines included on EPROM • Power-on/reset jump to monitor program • Documentation included. • Extensive software available

SOFTWARE +

Word processing • System utilities and diagnostics • Games • CP/M users group diskettes \$10.00 each, catalogue \$6.00 • Pascal, Forth, Tarbell Basic, Fortran, and most other compilers and utilities are available • Complete range of business software • Custom programming can be arranged on a fixed price or hourly basis.

PERIPHERALS +

We have fantastic specials on printers, terminals and disc drives. Also card cages and mainframes. Call or write for details and pricing.
Hazeltine terminal\$995
M8500 Graphics printer\$795
YD-174 DS/DD Drives\$625

SBC + 1/4 SINGLE BOARD COMPUTER

1K RAM (which can be located at any 1K boundary) plus one each serial and parallel I/O ports • Power on jump to on board EPROM (2708 or 2716) addressable on any 1K or 2K boundary • Full 64K use of RAM in shadow mode • Programmable Baud rate selection 110-9600 • 2 or 4 MHz switch selectable • DMA capability allows MWRT signal generation on CPU board or elsewhere in system under DMA or front panel control • Two programmable timers available for use by programs.
Bare board\$66.00
A&T\$269.00
Monitor Eprom (2716)\$30.00
Kit\$199.00

RAM + 16

16KX8 bit static RAM • 2 or 4 MHz • Uses 2114 static RAM chip • 4K step addressable • 1K increment memory protection • Deactivates up to six 1K segments to create "holes" for other devices • DIP switch selectable wait states • PHANTOM line DIP switch • Eight bank select lines.
Bare Board\$41.00
4MHz A&T\$199.00

CLOCK / CALENDAR S-100 OR TRS-80

Date/Month/Year • Day of week • 24 hours time or 12 hours (a.m./p.m) selectable • Leap year • 4 interval interrupt timers • On board battery backup • Simple time and date setting • Simple software interface • Time advance protection while setting.
S-100 TRS-80
Bare Board\$66.00 A&T only\$167.00
A&T\$162.00

NEW! 64K MEMORY BOARD

64K Static RAM uses 2016 new static rams, or 2716 EPROMS • Provides extended address decoding and fast 4 MHz operation • Extremely low power
64K - A&T\$639.99

DYNAMIC MEMORY BANK — 64K OR 256K

Up to 6MHz operation • Supports 8 bit and 16 bit processors, port addressing or 24 bit address lines • Transparent refresh works with DMA.
64K A & T\$667.00
QT REV 1 B/B\$81.00
REV 1 64K A & T\$425.00

SILENCE + MOTHER BOARD

These mother boards are among the quietest on the market • A unique grounding matrix — with each line completely surrounded by ground shielding — eliminates need for termination and give high crosstalk rejection • They are customer proven, without crosstalk sometimes operating at 14 MHz.

6 SLOT		8 SLOT	
Bare Board ...\$31.00	Bare Board ...\$33.00		
A&T\$61.00	A&T\$84.00		
12 SLOT		18 SLOT	
Bare Board ...\$39.00	Bare Board ...\$61.00		
A&T\$108.00	A&T\$168.00		

S100 Sockets—
Gold Plated\$6.20 Nickel/Tin\$5.00

DISK CONTROLLER

CCS2422A features ROM bootstrap loader and monitor • CP/M 2.2 with documentation included • Accepts 5 1/4" and 8" disk drives • Double sided/single sided select • Read/write IBM 3740 or system 34 single or double density • Fast seek available for voice coil operation • Automatic disk density determination • ROM bootstrap phantom.

CCS2422A A & T Incl. CP/M 2.2\$399.95
JADE DD Bare Board\$85.00
SEND S.A.E. FOR FREE COPY OF LATEST CATALOGUE.

PRICES DO NOT INCLUDE SALES TAX OR DELIVERY, AND ARE SUBJECT TO CHANGE WITHOUT NOTICE.



Lothlorien Farming

Cultivating new concepts
PROUDLY PRESENT

THE CAVERNS OF MORDIA

Truly the most sophisticated computer game of adventure and strategy yet devised!

For the Apple II, II plus Computer (48k & disk drive req'd.)



Dungeons
Drop-offs
Dwarf Trade
Passages
Ascent Shafts
Tunnels
Maps
Caving Reports
Teleportation
Orcs
Balrogs
Serpents
Vampire Bats
Goblins
Giant Spider
Demons

Dragons
Dagger
Sword
Mithril Armour
Flares
Dragon Net
Charm Ring
Dragon Occular
Orb of Power
Tremors
Spider Web
Holes
Evil Spirits
Demon Curse
Gold
Vitality Exchange
Chests

Traps...and more!

- Different kind of combat with different monsters
 - Complex combat/retreat with variety of equipment & situations
 - Game can be interrupted & saved on disk for continuation later
 - Game never repetitious
- New Maps generated on re-start

Comprehensive, illustrated, 60 page Manual
Membership in the Caverns of Mordia Club
Disk, Manual & Club Membership \$49 (Aust.)
Postage & Handling \$2.00

Please specify: DOS 3.2 DOS 3.3
American Express Mastercharge
VISA Bankcard Cheque

Name.....
Address.....
Card No.
Expiry Date.....
Signature.....

Send to: Lothlorien Farming,
Box 1033,
GPO Sydney 2001,
Australia

magmedia magmedia

Verbatim Datalife

Means 7 data-shielding improvements
for greater durability, longer life

World's largest manufacturer of quality Digital Recording Media. Supplying the broadest range of Diskettes and Mini Diskettes, Cassettes and Mini Cassettes, Cartridges and Mini Cartridges for scientific, business and personal computer applications.

All Verbatim Media sets industry standards for long-life, error-free data storage, now with Datalife.

That's why Verbatim storage media is the choice of leading manufacturers of Digital Systems. Now it's available to you when you put your data into storage you get it back Verbatim!!

Now a comprehensive manufacturing operation is located in Melbourne, Australia. Complete laboratory and QC test facilities are available to provide customer service and testing for most Verbatim products.



Complete range available
Verbatim 8" Flexible Disks
Verbatim Cassettes
Verbatim Data Cartridges
Verbatim Optima Series Alignment Diskettes
Verbatim 5 1/4" Mini Disks
Verbatim Mini Cassettes
Verbatim Mini Data Cartridges
Verbatim Test Instruments

Sole Australian distributor



SYDNEY: 5 Apollo Place Lane Cove NSW 2066
Phone (02) 428 1100 Telex AA22703

MELBOURNE: 100 Park Street South Melbourne
Phone (03) 699 9688 Telex AA35968

BRISBANE: 123 Leichhardt Street Brisbane
QLD 4000 Phone (07) 229 1941 Telex AA42367

CANBERRA: 25 Lonsdale Street Braddon
ACT 2601 Phone (062) 48 6751 Telex AA22703

ATTENTION MICRO BUFFS!

Now is your opportunity to procure hardware at a bargain basement price. We have a large number of computer terminal units (incomplete), which would enable you to mount your micro and peripherals in a professional manner for

\$150 F.O.T.
our premises

EACH PACKAGE CONTAINS:

1 Cabinet — 1000mm high x 500mm wide x 830mm deep with attractive lift-off side panels, complete with castors.
Colour — black with fawn front and back panels and woodgrain top.

1 Keyboard — typewriter format with additional function keys.

1 19" Rack 3U — plus circuit boards and connectors.

1 1/2 Rack 4U — plus circuit boards and connectors.

2 Circuit Boards — 300mm x 150mm plus connectors.

1 Muffin Cooling Fan.

1 Set Draw Slides.

1 2-Pole Circuit Breaker

Cannon 'D' Connectors — 15, 25 and 37 way (many).

Plus many other sundry bits and pieces.

Note:

1. These units are incomplete and circuit detail is not available. Any person wanting a working processor system need not apply, this is an opportunity for the system builder.

2. Some of the component types on the boards are: 7400, 74H00, 7402, 7403, 7408, 7409, 7420, 7426, 7438, 7474, 74H106, 74154, 74193, 7511, 7540, 7552, MC1488, MC1489, MOSTEK 2407, 2496, IM5603, TR1420A, 2N2905, 555, 8-pole Dip switches, tubular tantalums, 1/2W resistors, 4.9meg and 19.7meg crystals plus many other bits.

3. All equipment is virtually new and would have a conservative value of \$1,000 at new prices.

This equipment can be inspected on our premises at:

SHARON YOUTH CAMP,
Dandenong Hastings Road,
Pearcedale, Victoria, 3912.
We suggest you ring
(059) 78 6278 for appointment.

Extra Keyboards and Miscellaneous Accessories Available.

TOP QUALITY AND BEST SERVICE!

Two Good Reasons to Buy from Us!

Fairchild's FAST family of Advanced Schottky TTL logic has arrived. Twenty-one products are currently available that deliver up to 75% more speed than Low Power Schottky, and up to 40% more speed than Schottky. At up to 75% reduction in Schottky power. We owe all of these improvements over previous TTL families to one thing. Our proven Isoplanar process.

Take a fast look at what we have.

There are six multiplexers to choose from, with typical select to output of 8 ns at only 70mW. Two flip-flops and two counters are available with toggling capability in excess of 120 MHz. We have an ALU that's 40% faster than its

Schottky counterpart, yet requires only 1/3 the power. If you need a high-speed shift register, ours has a shift frequency of 150 MHz. Or an octal latch that has a propagation delay of less than 4 ns. An octal buffer with 1/2 the power of its Schottky counterpart and full 64 mA drive capability. Plus six gates to help put them all together.

**When you want it fast, we've got it.
And at the right prices for the Australian O.E.M.**

CMOS
4000 Series
High Speed
Silicone Gate

LINEAR
UA555V

TTL
F7400 Series
F9LS00 Series

DIODE
IN4148, IN4000 Series
CDG00, 24

Regulator
UA 78H05SC
HYBRID

TO-92
CS9000
Series
PN3569/
4355

LED Display
Man-72, 73 & 74

If you're looking for LCDs, LEDs, linear products, hybrids, microprocessors, LSIs, bi-polar LSIs, CCDs, CMOS, TTLs, discrete components, or whatever — ellistronics has the technological and merchandising experience to give you what you need, when you need it.

We've been providing top-quality components for a number of years now. As recently appointed distributors for Fairchild, we're able to offer you an even more comprehensive range of products than ever before — with the very latest technologies available!

We have large inventories on hand, to ensure prompt deliveries, and have the technological backup to help you solve application problems. Contact us for more details.

Ex-Stock!

FAIRCHILD

A Schlumberger Company

Distributors of Fairchild

ELLISTRONICS

289 LATROBE ST., MELBOURNE, 3000
(03) 602 3282. 602 3836. Telex AA37758 LSTRON


Also Distributors for ELECTROLUBE

CAMBION — WELLER — S.G.S. ATES FERGUSON
HITACHI — TRIO — FLUKE — O.K. WIRE WRAP SYSTEMS
ADCOLA — ELLISTRONIC BREADBOARD AND LOGIC
PROBES ETC.

SYSTEM 80 AND TRS-80 COMPUTING

The Percom Peripheral

Percom's DOUBLER II™ tolerates wide variations in media, drives



The Revolutionary PERCOM DOUBLER™

GARLAND, TEXAS — Harold Mauch, president of Percom Data Company, announced here today that an improved version of the Company's innovative DOUBLER™ adapter, a double density plug-in module for SYSTEM 80 and TRS-80 computers, is now available.

Reflecting design refinements based on both theoretical analyses and field testing, the DOUBLER II plugs into the drive controller IC socket of a SYSTEM 80 or TRS-80 Expansion Interface and permits a user to run either single or double density diskettes.

With a DOUBLER II installed, over four times more formatted data — as much as 364K bytes — can be stored on one side of a five inch diskette that can be stored using a standard drive system.

The critical clock-data separation circuitry of the DOUBLER II is a proprietary design called a ROM-programmed digital phase-lock data separator.

According to Mauch, this design is more tolerant of differences from diskette to diskette and drive to drive, and also provides immunity to performance degradation caused by circuit component aging.

Mauch said "A DOUBLER II will operate just as reliably two years after installed as it will two days after installation."

The digital phase-lock loop also eliminates the need for trimmer adjustments typical of analog phase-lock loop circuits.

"You plug in a Percom DOUBLER II and then forget it," he said.

The DOUBLER II also features a refined Write Precompensation circuit that more effectively minimises the phenomena of bit and peak-shifting, a reliability-impairing characteristic of magnetic data recording.

The DOUBLER II, which is fully software compatible with the previous DOUBLER, is supplied with DBLDOS™, a TRSDOS compatible disk operating system.

The DOUBLER II (Cat. X-3540) sells for \$229.00, including the DBLDOS™ diskette and a comprehensive user manual, at all Dick Smith stores.

Note: The System 80 Expansion Unit's external data separator must be disabled when using the Doubler. Technical details are available — ask to see Technical Bulletin No. 44.

OS-80 Disk Operating System now available in Double Density


GARLAND, TEXAS — Percom's OS-80 Disk Operating System, formerly called MicroDos, is now available in a double density form as well as the original single density version. This means that the users of Percom's new Doubler II can now retain all of the features of OS-80, combining these with the higher speed and efficiency of double density operation.

Those who have already been using OS-80 for single density operation will know that its prime features are speed, the small amount of memory required for the DOS itself (less than 7K bytes), and extreme simplicity of operation. The last of these is due to the fact that OS-80 uses Level II BASIC commands for both DOS and Disk BASIC functions, giving the programmer complete and explicit control over all disk operations — whether they involve programs or data. This makes OS-80 very suitable for use by the newcomer to programming, as all disk operations can be achieved using simple BASIC programming.

These advantages have made the original single-density version of OS-80 particularly good value for money at only \$35.00, and a great many people have purchased them in Australia through the many branches of Dick Smith Electronics (who sell it as Cat. X-3555).

The new double-density version is known as OS-80D, and sells in Dick Smith Electronics stores at Cat. X-3545 for \$72.50. It offers all of the features of the original product, converted for double-density operation. As a result, users of the Doubler II recording adapter now have a choice of two different disk operating systems for their double-density operation: the DBLDOS supplied with the Doubler II itself, or OS-80D.

STOP PRESS . . . The Percom "Patch-Pak" is still available, for those who want to convert their TRS-DOS operating system for use with 40-track disk drives. It's available from all Dick Smith stores as Cat. X-3550, and costs only \$20.00.



DICK SMITH Electronics

SHOPS OPEN 9AM to 5.30PM
(Saturday: 9am till 12 noon)
BRISBANE: Half hour earlier.
ANY TERMS OFFERED ARE TO
APPROVED APPLICANTS ONLY



NSW	145 Parramatta Rd	AUBURN	648 0558
	T55 Terrace Level	BANKSTOWN SQ.	70 3566
	613 Princes Hwy	BLAKEHURST	546 7744
	818 George St	BROADWAY	211 3777
	531 Pittwater Rd	BROOKVALE	93 0441
	147 Hume Hwy	CHULLORA	642 8922
	162 Pacific Hwy	GORE HILL	439 5311
	396 Lane Cove Rd	NORTH RYDE	888 3200
	30 Green St	PARRAMATTA	683 1133
	125 York St	SYDNEY	290 3377
	173 Maitland Rd	TIGHE HILL	61 1896
	263 Keira St	WOLLONGONG	28 3800

Mail Order Centre:
PO Box 321, North Ryde 2113. Phone (02) 888 3200
DSE/A121/LM

ACT	96 Gladstone St	FYSHWICK	80 4944
QLD	166 Logan Rd	BURANDA	391 6233
	842 Gympie Rd	CHEMSIDE	59 6255
SA	60 Wright St	ADELAIDE	212 1962
	Cnr Main 5th Rd &		
	Flagstaff Rd	DARLINGTON	298 8977
	435 Main North Rd	ENFIELD	Opening Soon
VIC	399 Lonsdale St	MELBOURNE	67 9834
	260 Sydney Rd	COBURG	383 4455
		GEELONG	Opening Soon
	656 Bridge Rd	RICHMOND	428 1614
	Cnr Dandenong &		
	Springvale Rds	SPRINGVALE	547 0522
WA	Cnr Wharf St &		
	Albany Hwy	CANNINGTON	451 8666
	4 1/2 William St	PERTH	328 8944



A review of the Epson MX80 printer

This low-cost machine has upturned the printer market in every country in which it has been introduced. Australia has proved no exception. But why? Let's find out...

Michael Olsson

MOST personal computer users place a high priority on the purchase of a printer for their system, but for a long time such a purchase has been put out of the question for one reason only — they have been very expensive. In fact the price of a halfway decent printer has been as high as, if not higher than, the price of a good CPU.

Those people who have been able to purchase a printer will argue that they are indispensable. The ability to produce program listings, correspondence and hard copy records makes their computer much more useful. The process of documenting

software and all the vital 'housekeeping' functions become less difficult and tedious if you have good hard copy records of past activities to refer to. The presence of a printer makes available to you a host of software systems which require a system with a printer to run on. Using your personal computer in various business applications suddenly becomes a viable proposition.

In the last year or so a number of fairly inexpensive printers have been released on the Australian market, but many of them have been what can only be described as 'cheap and nasty',

with the emphasis definitely on 'nasty'. Of these recent releases one stands out as being more useful and versatile than the others, while at the same time being one of the cheapest on the market — the Epson MX80, marketed and supported in Australia by Warburton Franki. This printer has proved to be so popular in Australia that many personal computer stores report that the demand for other printers in the lower end of the market has dropped very dramatically; in fact one Sydney store has dropped all other low-cost printers altogether.

So why are so many people opting ▶

INSTALLATION

To install the printer, refer to the following instructions and illustrations.

STEP 1 Turn off the printer power. (Unplug the printer and the host computer.)
NOTE: Do not touch the printer's internal components. Do not touch the printer's internal components. Do not touch the printer's internal components.

STEP 2 Take off the upper case. (Refer to the operation manual of the applicable MX80 model for details.)
 1) Remove the 4 screws which fix the upper case.
 2) Pull and remove the upper case with care and the connector of the head cable.
 3) Take off the upper case. (Refer to the operation manual of the applicable MX80 model for details.)
 After the removal of the upper case, the printer will be in the state shown in Fig. 1.




Fig. 1 Removal of Upper Case

STEP 3 Plug the I/F board connector into the connector on the terminal I/F board of the Printer as shown in Fig. 2.


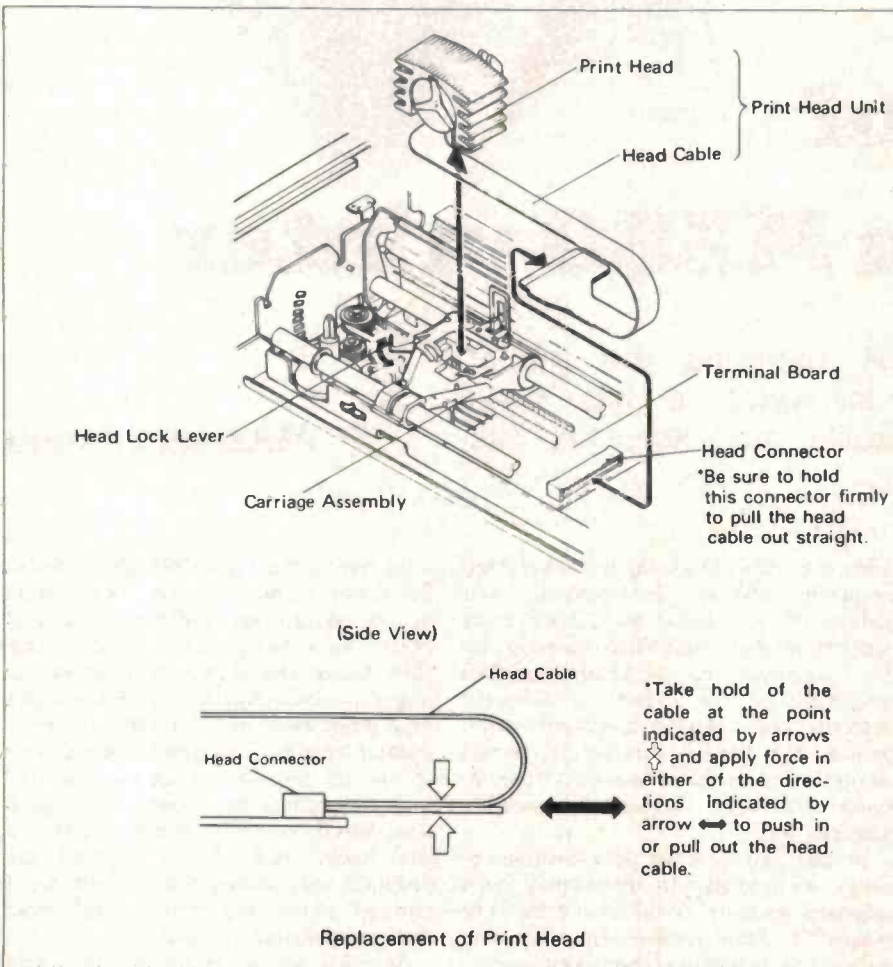


Fig. 2 Installation of I/F Board

STEP 4 Put the 4 screws into the 4 screw holes on the printer.
STEP 5 Disconnect the paper feed mechanism and connect the paper feed mechanism to the terminal I/F board.
STEP 6 Push the connector in a... and tighten 4 screws...
NOTE: Once the terminal I/F board is installed, the printer will be in the state shown in Fig. 3.

Documentation with the MX80 is clearly written, well set out and copiously illustrated. The picture above is just an example. The removable print head is one of the great advantages of the MX80, and it's simple to do, as the illustration below, taken from the manual, shows.



for the MX80 when evaluating printers for their system? The answer seems quite simple: the MX80 offers very good value for money. It has features which have never before been available on a relatively cheap printer, such as dot graphics and some 12 different print types, and comes with either friction or tractor paper feed mechanism on the slightly more expensive models.

The MX80 is a dot matrix impact printer using a 9 x 9 dot matrix. In other words, the MX80 uses a movable print head which consists of a series of small tubes, each of which contains a needle, fired individually by electrical solenoids to produce printed images. In its basic form the MX80 has a standard 96-character ASCII character set as well as 64 graphic patterns, in addition to some French and German characters. In normal usage the MX80 prints at 80 characters per second, but the print speed drops dramatically when you use the other print functions, sometimes well below 40 cps.

It uses a parallel interface as standard but is available with interfaces to suit most personal computers in Australia. The printer reviewed for this article was equipped with an RS-232C interface, the installation of which was quite simple, and it worked first time.

The print

It does not produce the best quality print in the world, nor is it terrifically fast, but it is certainly adequate for the average computer user in both respects. If you use the emphasised print capability the characters are quite solid, not letter quality but near enough. It's a matter of 'horses for courses'.

The MX80 can print four different character sizes: normal, double width, condensed and double width condensed. The type size is selected by standard ASCII control codes, usually a two-digit sequence but in some cases more than two. It recognises 64 programmable vertical tab positions and 112 horizontal tab stops. In the normal print mode the MX80 has, as the name suggests, 80 columns per line, but in the condensed print mode the data capacity of the print buffer is expanded to 132 columns, a feature which enables you to run software packages designed for use with larger printers with only minor or no modifications.

Also software-selectable are the three different types of print emphasis:



Suppose someone asked you -
"HOW OLD IS YOUR ANTENNA?"

You may reply . . .

- A** - ITS BEEN THERE SINCE WE MOVED IN!
- B** - I GOT IT WHEN TV STARTED!
- C** - NOT VERY OLD - ANYHOW, WHAT CAN GO WRONG WITH THE ANTENNA?
- D** - A FAIR WHILE, I'VE NOTICED THAT ONE OF THE WIRES HAVE COME OFF, BUT IT STILL WORKS!
- E** - DON'T KNOW, BUT IT'S IN THE LOFT. NOTHING CAN HAPPEN TO IT THERE!

What can go wrong with the antenna?
IN SHORT, JUST ABOUT ANYTHING!

- 1 The best designed & manufactured TV antenna are exposed to the elements. Even if mounted in the loft, salt air or possums may create havoc with your antenna installation.
 - 2 Have a good look at your antenna, are any bits missing? bent? wire hanging off?
 - 3 Turn the television set on. What is the picture really like? Snowy? Ghosting? Flashes on the screen? When the wind blows? Poor on one or two channels?
- Contact **ELECTROCRAFT** we will be able to give you good *verbal* advice on . . .
 Updating your antenna.
 Providing an extra outlet & splitter for that second set.
 Providing an FM, stereo antenna outlet. Installing an antenna for that new channel or UHF translator which started recently.
 We have the largest selection of TV antenna's in N.S.W.

ELECTROCRAFT PTY LTD
 68 Whiting Street, Artarmon N.S.W.
 Telephone 438-4308 or 438-3266

I M A R K
 for JAPANESE ICs
 & TRANSISTORS

OEM Quantity prices available

NEC



SANKEN



OKI

TOSHIBA



HITACHI




SANYO



MITSUBISHI



MATSUSHITA



FUJITSU

Send for price list

I M A R K
 PTY. LTD.
 167 Roden St., West Melbourne,
 Victoria 3003
 Phone: (03) 329 5433 Telex AA37753

E.S.D. Sales

P.O. BOX 144.
 TULLAMARINE. 3043
 Phone: 338 8033

— MOS —		
2708	8K EPROM	3.00
8748	8BIT/UP	20.00

— CMOS —		
CD4020CP	COUNTER	1.05

— RECTIFIERS —		
1N914	75V/75MA	0.03
1N4004	400V/1A	0.05
1N5061	600V/1A GLASS	0.15
1N5062	800V/1A GLASS	0.18
PF 40	400V/1A BRIDGE	0.35

— TRANSISTORS —		
BC107	TO 18 METAL	0.14
BC108	TO 18 METAL	0.14
BC109	TO 18 METAL	0.15
BC177	TO 18 METAL	0.15
BC178	TO 18 METAL	0.15
BC179	TO 18 METAL	0.16
BC338	TO 92 PLASTIC	0.11
BC548B	TO 92 PLASTIC	0.07
BC549	TO 92 PLASTIC	0.08
BC557	TO 92 PLASTIC	0.08
2N441	GE 40V/15AMP	3.50
2N443	GE 60V/15AMP	3.75
PN3565	TO 92 PLASTIC	0.07
2N3638A	TO 105	0.14
2N3640	TO 106	0.12
2N3641	TO 105	0.14
2N4233	TO 66	1.65
2N4358	TO 106	0.12
ASV77	GE TO 5 60V/1A	2.00
BUX80	T03 800V/10A	3.90
BU208A	TO 3 1.5KV/5A	1.65
2SD350A	TO 3 1.5KV/5A	2.35

— OPTO —		
LED	5MM RED	0.10
LED	5MM GREEN	0.15
LED	5MM YELLOW	0.18
PHOTO TRANS	FPT 100	0.55

Prices plus tax if applicable.
 Please include \$2.00 Post & Package

Other Products available
 on request.

PLEASE CALL OR WRITE

SIGHT & SOUND

PCM — hold on, it's coming!



The PCM compact disc is set for a big launch late this year. PCM disc players were on show in all shapes and sizes at the Tokyo All Japan Hi-Fi Show last October. You name it and it was there: square ones, flat ones, round ones, and upright ones.

While all the companies had PCM (pulse code modulation) disc players, several have even developed PCM cassette decks (many using the compact cassette format).

The disc players come in a variety of styles. Some stood upright and you posted the disc in from the top, others had front-loading systems similar to a cassette deck. Denon had a flat model where the disc posted in from the front, which gave one an idea of what a car PCM player will look like.

Sanyo showed a matching upright twinset combination. The disc player had a slot in the top and through this you posted the disc much as you put a slice of bread in a toaster. The disc is visible through a glass panel.

There are two main thrusts for the PCM cassette. Sharp took most of the limelight with its compact digital cassette player, but they weren't alone with the concept. Alpine showed a PCM compact cassette for recording digital sound, but didn't promote it as well as Sharp.

Technics re-launched their SV-P100 audio digital cassette recorder that uses a VHS tape. They showed it last year and promised a production run by

April. This time, the production run was guaranteed to be by the end of 1981. The SV-P100 is expected to be aimed at the semi-professional market, like radio stations. The SV-P100 is huge and doesn't really lend itself to the home market where everything else is getting smaller and smaller.

But Sony might have the answer for that. It showed a 'mini' PCM decoder that matches its portable F-1 video recorder and which will convert that or any other video recorder into a PCM audio recorder. It will cost around \$1000.

The idea is that the audio buff who is also a videophile will be able to buy this as an add-on to his hi-fi/video system and use some of his Beta tapes for recording audio off his PCM records.

There appears little doubt that the compact digital disc will hit the market this year. All the Japanese manufacturers I spoke to were super-confident of the launch; in fact one wonders why they are all hanging back for 'CD Day'. My guess is that Philips has everyone on a tight rein for an international launch.

One of the interesting aspects

of the digital disc is the opportunity it has for displaying text on a digital alphanumeric display, and doing search exercises. Sanyo's unit showed the title of the music and/or song, and the name of the artist or group. This was displayed on the front panel automatically.

One of the chief technicians in Philips' Eindhoven headquarters earlier last year said that in fact there is enough room to store up to 50 words every half a second. So if they want to put a full-scale display screen onto the system the record manufacturers could encode the complete libretto from an opera or lyrics from a pop song so the audience could read it on the screen while they listened to the music.

The record producers could also encode signals onto the disc so that should you want to have all slow numbers the record player would seek these out, automatically skipping the fast dancing numbers. And likewise, the player, on request, could seek out the fast dance records, ignoring the romantic numbers to keep a party swinging.

But even with all this technology the vinyl disc won't pass away overnight. When Mr. Thorens was in Australia recently he said that the new digital records and conventional records will live side by side for another ten or fifteen years. He pointed out that there are vast musical works on the old vinyl

system, and in comparison, only a limited number of works recorded ready for the digital release.

Philips estimates that there will be around 150 titles available on the one-hour, one-sided compact digital discs on release day, so it would appear that the new digital age will have a slow start and then gain momentum.

And if you think this new technology is going to be aimed at the audiophile, think again. After the initial release, the industry anticipates that the move will be to cheaper, mass-production players using 10-bit processing instead of the 16-bit standard settled on by the industry.

The discs will all have 16-bit information but the cheaper machines will only have 10-bit processing capability, which will mean increased quantisation noise, poorer signal-to-noise ratio than the more expensive players, and far less dynamic range. But even with 10-bit processing these machines are expected to rival the best we have in vinyl discs now.

The Japanese industry can't wait to get started. One gets the feeling the manufacturers are like over-fit horses fighting the bit behind the starter's gate, ready to leap into the new technology race that promises to give them a new lease of life.

Dennis Lingane


Marantz Gold. Your New Recording Standard.



For over twentyfive years the name Marantz has stood for the ultimate in audio engineering brilliance and fidelity.

In keeping with this standard of technical excellence, the new Marantz Gold range of Cassette Decks with stunning designer element of brushed-gold finish now includes a recorder incorporating the latest in noise reduction processing.

The Marantz SD3030 Cassette Deck features the new Dolby C system to provide recordings with far less tape hiss than those made using standard Dolby B.



Unlike some other noise reduction systems, Dolby C recordings can be played back on a deck equipped with standard Dolby only without audible distortion or pumping effects.

Recording enthusiasts will be delighted by the other models in the new range.

Marantz Gold decks offer a variety of advanced features such as LED peak level meters on the SD1030, fine bias adjustment on the SD2030, and a motorized linear skating loading system on the SD5010.

All feature Dolby B noise reduction, compatibility with metal tapes, soft touch controls and DC Servo motors to ensure constant tape speed and silent operation.

So, set your standards high. And your recording standards higher.

See your local stockist and listen to the future. Listen to Marantz.

marantz
Now you're listening.



Decks shown in stack (from top): SD1030, SD3510, SD2030, SD3030 and SD5010.
All decks shown with TDK Metal tapes.

Dolby and Dolby Systems are trademarks of Dolby Laboratories, Inc.

Copyright may exist on material you wish to record. Copying on such material requires the permission of the owner or owners.

Distributed by MARANTZ (Australia) Pty. Ltd. 19 Chard Road, Brookvale NSW 2100
Telephone (02) 939 1900 Telex AA24121 Melbourne (03) 544 2011,
Brisbane (07) 44 6477, Adelaide (08) 223 2699, Perth (09) 276 3706, Townsville (077) 72 2011

Marantz Gold.
The New Audio Standard.

Akai's new video tape recorder

Akai's VS-5 VHS video tape recorder has been designed with the user very much in mind; using the tagline 'you can't miss', Akai hopes to preach to the unconverted that video tape recording is both uncomplicated and relatively inexpensive.

With 'you can't miss' in mind, the VS-5 has been designed for super-simple operation, and has a fault detection system which allows correction before recording time is lost.

The VS-5 offers fast channel selection; pause/still frame-by-frame playback which allows close scrutiny of single or consecutive frames — useful for sportspersons analysing their movements, for example; a quick-finder system that runs at about nine times normal playing speed; and complete remote control operation with a handheld infrared controller.

The VS-5's timer covers 14 days and offers nine different programs, subdivided into three different common programming situations.

Five programs are reserved for one-time purposes, two for recording a program every day of the week at the same time, and the remaining two to tape a program each week on the same day. A supplementary timer feature is the 'sleep' function, which allows the user to drop off to sleep by automatically powering-down after the preset time!

The VS-5 is designed with a sloping front panel to make for easy reading and operation at normal heights, and features in addition many other quality facilities.

You can find out more about the VS-5 from Akai Electric Co Ltd, P.O. Box 21, Tokyo Airport, Japan. Phone: Tokyo (742)5111; telex: J26261, J28674.



Yamaha cassette deck with dbx

Yamaha's new cassette deck, the K-960, incorporates dbx tape noise reduction circuitry, which can reduce noise on cassette tapes by as much as 30 dB with the push of a button during taping.

The deck also features Sendust record/play heads for better frequency response and reduced dropout and modulation noise, a double gap ferrite erase head and metal tape capability.

The K-960's independent two-motor drive is said to reduce wow and flutter to only 0.028% W RMS, comparable to the drive stability of a quartz-locked turntable. The core/coil design and silver wires used in the K-960 substantially lower head impedance, providing improved square-wave response, better linear-phase response at higher frequencies, superior channel separation and increased dynamic range.

reduction, Yamaha's low-impedance pure plasma process Sendust Rec/Play head, double-gap ferrite erase head, metal tape capability, two-motor separate drive tape transport, IC logic control, fluorescent bargraph peak meter, continuously adjustable bias control, timer recording switch, subsonic and MPX filters, Dolby noise reduction, low-noise equaliser amp, and a focus switch to extend high-end frequency response or improved phase coherence. All this comes for a suggested retail price of \$500.

For more details contact the Public Relations Manager, Yamaha/Rose Music, 17-33 Market St, South Melbourne Vic. 3205. (03)699-2388.

Features include: dbx noise



Another VCR from Sanyo!

There's obviously no holding Sanyo on the video scene — they've just released another Betacord video cassette recorder, the VTC 5300P, said to be easy to use, compact and attractively styled.

Its tape will record up to three hours 40 minutes, so that, using the inbuilt programmable recording timer, a 30-minute programme may be recorded every day of the week on the same tape, the whole sequence being preset in advance.

The VTC 5300P also features electronic microprocessor controls for fast, silent mode switching, and functions may be selected

without the need first to press 'stop'. The model also has an auto rewind function and 'one touch recording', plus a record lock to safeguard against accidental over-recording.

VTC 5300P is available now, selling at around \$899. For further information contact Mr. W. Christie, Sanyo Australia Pty Ltd, 225 Miller St, North Sydney NSW 2060. (02)436-1122.



National video search controller

National's automatic search controller for VHS recorders divides up recorded videotape into segments for automatic search and playback. In this way it can find information very quickly at the touch of a button.

The NV-A850 Automatic Search Controller has been developed with sales and product demonstrations, classroom situations and government departments in mind. It can, for example, recall from different cassettes a series of maps or drawings in sequence for quick reference, exhibit a set of illustra-

tions to coincide with a speaker's comments, or display products or services at random for advertising or demonstrations.

The NV-A850 is distributed in Australia by the Electronics Division of GEC, and more information may be obtained by contacting David Rose on (02)212-5488.

ROLLS ROYCE ?
DUNHILL..... ?
PIERRE CARDIN?
DOM PERIGNON?
CARTIER ?

JANSZEN
ELECTROSTATIC HI-FI SPEAKERS



JANSZEN HI-FI SPEAKERS

Dear Customer,

A myriad of companies manufacturing high fidelity speakers seems to be limitless, and each company, including JANSZEN, vehemently claim that their product is the only accurate reproducer of music.

It must be confusing trying to decide which speaker system will give the highest degree of accuracy in relation to price. We would not be so pretentious as to say the JANSZEN ELECTROSTATIC is the only "Ultimate" reproducer. There are other companies utilizing electrostatics who deserve consideration, but, we believe it is generally accepted among knowledgeable people and technical experts, that by the laws of physics it is not possible for any speaker other than the electrostatic to achieve the ultimate goal: accurate reproduction. JANSZEN was the "original" electrostatic manufacturer in the United States, and holds the major base patents on electrostatics. JANSZEN has developed and manufactured electrostatic loudspeakers for over 30 years, considerably longer than anyone else in the industry.

We feel that JANSZEN electrostatics offer to the serious listener, a level of sophistication, manufacturing technology, and performance that is associated with the theoretical excellence of a speaker system that many strive for, but few accomplish.

Sincerely

A handwritten signature in black ink that reads "Nigel V. Cowan".

Nigel V. Cowan
Managing Director
N. V. DALE ELECTRONICS
JANSZEN DISTRIBUTORS
FOR AUSTRALIA

Mail this for the name and address of your nearest stockist and/or literature on the range of Janszen Electrostatic Speakers

Contact:

n.v. dale electronics

274 VICTORIA STREET, BRUNSWICK
VICTORIA 3056 387 6170
(03) 387 7076



New audio systems from Sanyo ▲

Sanyo recently released five new packaged sound systems. The 'Otto' series systems feature teak timber-look cabinets with brushed silver and black trim, glass panels and high performance components.

Recommended retail prices range from \$629 up to \$2320 in a choice of features and power output from 20 to 60 watts RMS per channel. All systems comprise a turntable, amplifier, tuner, tape deck, speaker system and matching cabinet.

Sanyo's 'Otto' systems 200, 300 and 400 are available from the end of November; availability of the other systems will be announced.

For further information contact Mr. R. Hopwood, Sanyo Australia Pty Ltd, 225 Miller St, North Sydney NSW 2060. (02)436-1122.

New SA5103 AM/FM receiver

The new SA5103 AM/FM receiver from Sharp Optonica is a high performance unit especially designed for sale at budget prices. Its output end will deliver 28 W per channel (RMS) into 8 ohm loads at a maximum distortion level of 0.8% total harmonic.

This tuner incorporates a five-digit fluorescent frequency readout which provides a bright display for easy and accurate tuning. In addition the receiver includes a

signal strength meter incorporating a five-LED display.

This new receiver is expected to be available about the end of 1981.

Brian Dance

German Hi-Fi has new Korting models

German Hi-Fi of North Sydney recently introduced a range of Korting hi-fi models, claimed to be top quality value for money.

Korting's C.220 cassette recorder features built-in High-Com noise reduction system and separate fine bias control for metal tape. It is a two-motor system and offers Dolby replay and limiter, and retails at \$596.

The tuner has preprogramming for 16 stations and automatic search on FM, and is claimed to give extremely good separation. The amplifiers are 50 or 60 watts per channel and feature the Korting patent loudspeaker recording system and Duo-Programme, which allows recording to continue unaffected while all other functions of the amp remain in operation.

The components are all housed in well styled, German designed and

manufactured modular units, yet are still said to offer an economically priced hi-fi system.

Another new release from German Hi-Fi is a new range of direct drive turntables from Elac. These are claimed to be of unique design and extremely high quality, but remain competitively priced.

Around Christmas German Hi-Fi will be offering specials on Uher hi-fi components, so anyone wanting to own really top quality hi-fi equipment for a reasonable price should take a look at what is available.

You can contact German Hi-Fi International Pty Ltd at 5 McLaren St, North Sydney NSW 2060. (02)92-4177.



NEW YEAR SUPER SALE

ASTRODISC (02) 73-5446
365 CONCORD RD CONCORD WEST 2138
BANKCARD WELCOME

AUDIO REFLEX POWER AMPLIFIER

- 100 watts RMS per channel at 1kHz with no more than 0.01% THD.
- Twin LED power indicators.
- Separate power supplies for each channel.
- Protective relay circuit.

Recommended retail price \$399.00

SUPER SALE PRICE \$359.00

STROBE CUBE

Ideal for parties, dances and discos. Variable flash rate from 1 to 12 flashes per second.

SUPER SALE PRICE \$33.50

COLOURED PAR 38 LAMPS

100 watt coloured PAR 38 lamps. RED, YELLOW, GREEN and BLUE. Use with Chasers and Musicolours. Normal price \$7.95.

SUPER SALE PRICE \$5.00 ea.

DISCO LIGHTS

ALFA 3 channel Audio Chaser with two 3 way light box kits and lamps. Usually \$239.00

SAVE \$60.00 over 25% off

SUPER SALE PRICE \$179.00

LIGHT BOX KITS

A strong black vinyl covered timber box that will mount 3 or 4 100 watt coloured spot lamps supplied with all fittings, cable, plugs and 100 watt coloured spot lamps. 3 way light box with lamps: usually \$49.95

SUPER SALE PRICE \$39.50

4 way light box with lamps: usually \$59.95

SUPER SALE PRICE \$49.50

ALFA 4 "Phase Master" 4 channel lighting controller. The most versatile controller available.

SUPER SALE PRICE \$249.00

HI POWER SPEAKER SYSTEMS

Assembled speaker cabinet covered with black vinyl material. Supplied with front grille frame and cloth, metal corners, plastic feet, 15 inch Fosters bass driver and Piezo tweeter. Very easy to assemble. Usual price \$279.00.

SUPER SALE PRICE \$198.00 per kit.

EX HIRE EQUIPMENT

Over \$50,000.00 worth of ex hire equipment to be sold this month. Cassette decks, Hi-Fi amps, Turntables, Hi-Fi speakers, Power amps, Disco mixers, Disco consoles, Hi powered disco speakers. Complete disco systems, Mirror balls, Audio chasers, Strobes, Beacons, Effects projectors, Snake lights, Fog machines, Stage lighting, PAR 56 cans, PAR 64 1000 watt Cans, Tee bar stands, Follow spots, Road cases, etc.

Phone or call in for full list.

'The quality remains after the price is forgotten!'

Henry Royce, founder of Rolls-Royce, 1906.

ZEROSTAT ANTI-STATIC PISTOL

The new red Zerostat Pistol is the latest version of a leader in its field. The simplest way to remove static and its associated symptoms. Needs no refills, batteries or power supply and neutralises static charges in seconds. Lasts for at least 50,000 operations. \$24.95.

New discwasher DISCKIT

Combines the Zerostat Anti-static pistol, Discwasher D-4 Record Cleaning System and Discwasher SC-2 stylus cleaner in a handsome walnut storage tray with smoked perspex dust cover at a significant cost saving over the individual components. \$69. Save 22%. Discorganiser, the walnut tray and the perspex lid are available separately for just \$25.

New discwasher[®] D4 RECORD CLEANING SYSTEM

New formula D-4 fluid removes dust, dirt, even fingermarks, whilst protecting the vinyl record surface. Walnut mounted D-4 fabric pad has extra soft directional fibres to absorb fluid and contamination, leaving record surface entirely free of contamination or residue of any kind. DC-1 pad cleaner keeps the fabric in good condition for maximum efficiency. \$24.95.

New discwasher[®] SC-2 STYLUS CLEANER

SC-2 Stylus Cleaner fluid is formulated to disperse not only harmful grit, but also the very vinyl additives which D-4 fluid protects and which can clog stylus. SC-2 brush, with bristles of a calculated density and texture, removes dirt without damage to delicate stylus cantilevers. Reverse of brush is a magnifying mirror for easy stylus inspection. \$13.95.

Available now from hi-fi and record stores.

from
ZEROSTAT
and
discwasher[®]

Sole Australian Distributors

arena
DISTRIBUTORS

642 Albany Highway, Victoria Park, W.A. 6100.
Ph: (09) 361 5422 Telex: 93299

The instant upgrade.


The new Bose® 901® IV
Direct/Reflecting® speakers
help your stereo sound better.



If you are thinking of upgrading your music system, Bose has the fastest way to do it.

The new Bose 901® Series IV speaker.

Since the speaker has more to do with the sound you hear than any other part of your music system, you



can improve the quality of your sound by improving your speakers.


The new Bose 901® IV speakers

are the answer. You can drive these speakers with as little as 10 watts per channel. And they are durable enough to handle any non-commercial amp. So you can match them to your system, no matter what the system.

The Bose 901® Series IV speaker. The best regardless of size or price.

BOSE®

BOSE AUSTRALIA INC., 11 MURIEL AVENUE, RYDALMERE, NSW 2116.
TELEPHONE (02) 684-1022, 684-1255.



Dolby C — new weapon in the war against tape noise

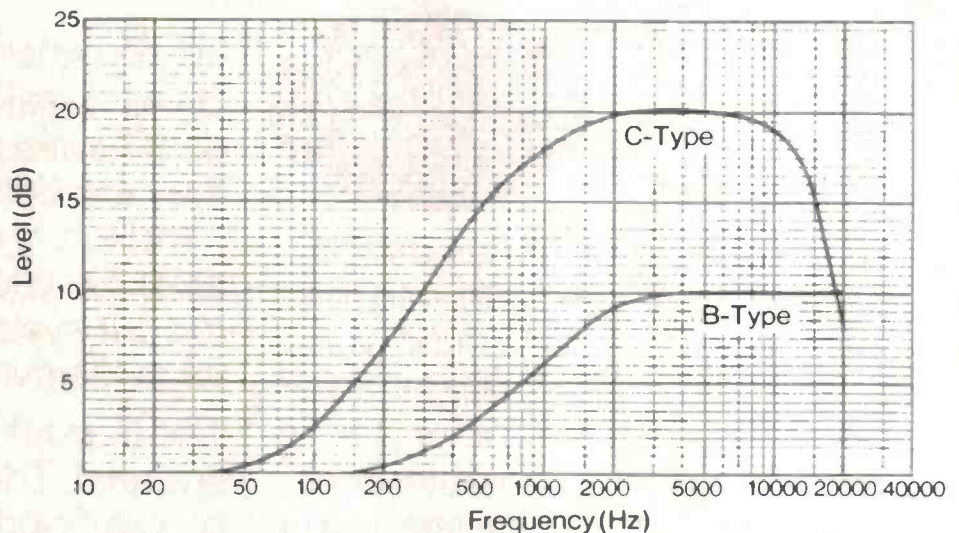
The Dolby B-type noise reduction system was introduced to the consumer in 1968, and the first cassette decks employing it appeared in 1970. The Dolby technique is the most widely used noise reduction system employed in domestic and commercial recording today, the number of products carrying the Dolby 'double-D' logo probably numbering in the hundreds of millions. Recently, Dolby laboratories came up with an improvement based on cascading B-type circuitry. Here's how it works.

William Fisher

THE DOLBY C noise reduction system for domestic tape recorders has been developed from the well-established Dolby B system. Essentially, Dolby C comprises two Dolby B-type stages in cascade, giving an overall 20 dB reduction in noise instead of the 10 dB achieved with a single Dolby stage. The two stages of the Dolby C system have slightly different characteristics from Dolby B, and there are two additional signal processing networks, but a Dolby C system can still be based on two Dolby B integrated circuits, which helps to keep the cost down.

First, Dolby B

Before going into the details of Dolby C, a quick review of the Dolby B circuit will be useful. Like all noise reduction systems, Dolby B is a compander (compressor/expander) system, where compression of the dynamic range before recording keeps the recorded



Dolby low-level encoding frequency response. Note that the maximum amount of compression in the C-type system diminishes above 10 kHz and crosses the B-type curve at 20 kHz. The 'spectral-skewing' circuit reduces the high frequency compression, preventing high frequency tape overload and inter-modulation distortion.

levels above the noise floor of the tape and below its saturation ceiling; expansion before playback restores the original dynamic range. Dolby B gives a maximum compression and expansion of 10 dB, with a consequent maximum reduction in noise of 10 dB.

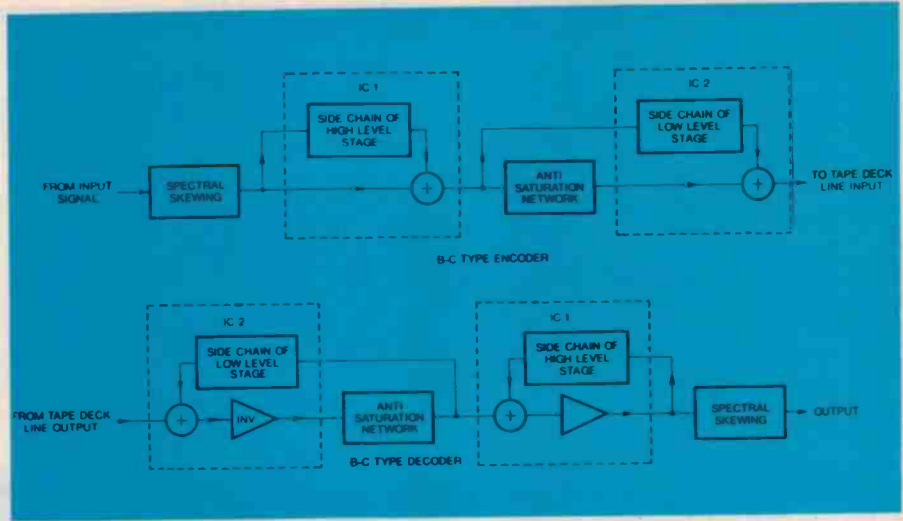
Simple companders, which apply the same amount of compression and expansion to all levels, have a number of unpleasant side-effects, most notably the expansion of tape hiss when the system reproduces loud bass notes. The Dolby B system avoids this problem by varying the amount of compansion (i.e. compression and expansion) according to the signal level. Low-level signals are companded (i.e. compressed and expanded) more than high levels. Also, the frequency range which is companded depends on the signal level. High frequencies are always companded more than low frequencies, and frequencies below about 300 Hz are never companded. As the signal level is increased, the lower cutoff frequency is raised. Dolby call this the 'sliding band' technique. It's overall effect is to minimise the 'noise modulation' effects produced by simple compansion, and to give a subjectively acceptable spectral distribution to whatever noise still remains after compansion.

Two B, or C

The Dolby C system has two signal processing stages which are both similar to the Dolby B-type circuit. The first, or 'high level' stage responds to signals in roughly the same way as a Dolby B circuit, reducing the amount of compansion at relatively high levels. The second stage is called a 'low level' stage, because it only applies full compansion to signals 20 dB or more below the highest levels that are fully companded in the first stage. Roughly, the first stage applies 10 dB of compansion to signals between -15 dB and -35 dB (referred to the standard 0 dB recording level), and the second stage applies an additional 10 dB of compansion to signals between -35 dB and -55 dB. At low signal levels, the system acts only as a fixed gain amplifier with no compansion.

In both stages of the Dolby C system the variation of compansion with frequency is different from that of the Dolby B system. Dolby B begins to take effect in the 300 Hz region and increases its compansion with frequency until a maximum of 10 dB noise reduction is achieved at around 4 kHz. Each stage of the Dolby C system takes effect nearly two octaves lower, around 100 Hz, and gives maximum (10 dB) compansion at and above 2 kHz.

The different frequency/compansion



Block diagram of the Dolby B-C type noise reduction system.

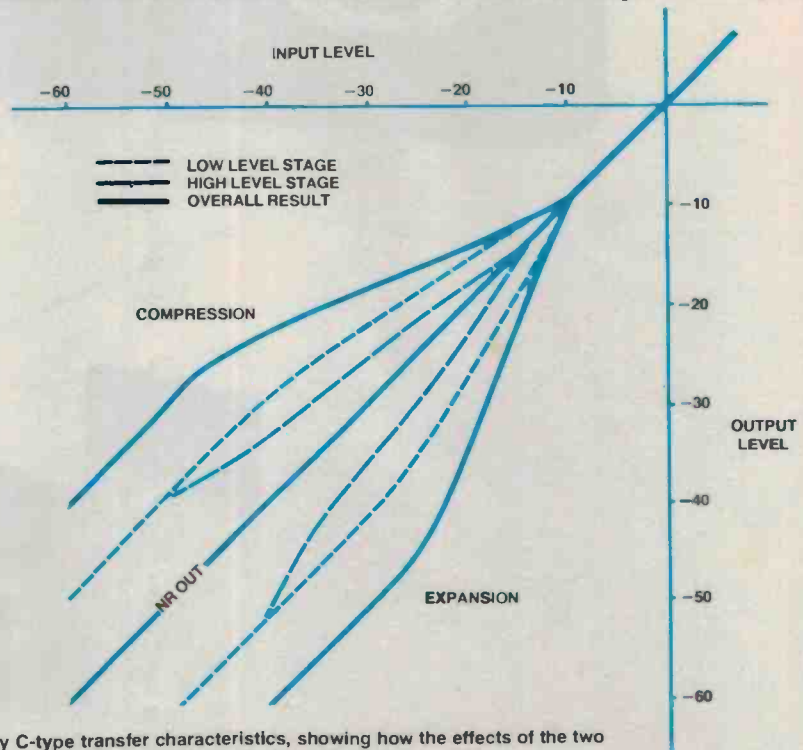
characteristic of Dolby C has two advantages. First, it produces a subjectively even spectral distribution of what little noise remains. Second, it is better adjusted to cope with half-speed microcassette recorders, where the spectral distribution of tape noise is shifted down one octave compared to that from compact cassettes.

Tracking

In any noise reduction system, it is important that the expander tracks the compressor precisely. In other words, the decoder must read the level of the encoded signal and apply just enough expansion to restore it to the level of the

original, uncoded signal. Unfortunately, the signal is encoded on magnetic tape, and there's many a slip twixt the head and the tape (. . . so to speak).

The signal that the decoder reads from the tape may not be exactly the same as the signal that the encoder tried to impress on the tape. Inaccurate encoding of signal levels on the tape is really only a problem at certain levels and frequencies. If the level is higher than the saturation level of the tape, then obviously the tape magnetisation won't be an accurate record of the magnetising signal. Above about 10 kHz, the response of many head/tape combinations is unpredictable, particu-



Dolby C-type transfer characteristics, showing how the effects of the two stages combine to produce 20 dB of compansion.



Hitachi's new car stereo system is the most advanced in the world. It features a built-in cassette deck, a 6-disc cassette player, and a 6-disc CD player. The system is designed to provide the best sound quality possible, with a powerful amplifier and a set of speakers that deliver clear, crisp sound. The system is also easy to install and use, making it the perfect choice for anyone who wants to enjoy the best sound quality in their car.

Hitachi innovative technology:
uncompromising quality, made to work
better, longer.

At Hitachi, perfect sound fidelity is merely the starting point for our Hi-Fi systems. Our innovative technology creates equipment that is as renowned for its efficiency and ease of operation as it is for its reliability.

Turntable rotation is as close to perfection as possible through our patented Unitorque direct drive and quartz lock speed control.

Hitachi's 'gathered edge' speakers and super linear circuit amplifier technology have made the sort of sound distortion common to conventional amplifiers a thing of the past.

A special station brightener on the Hitachi tuner achieves studio quality sound, even under adverse conditions and where radio reception is poor.

Ultra fast and accurate electronic sound level indicators—standard on Hitachi equipment—make the old style and unreliable VU meters positively obsolete. Even our three head cassette deck is controlled by a microcomputer to eliminate human error and tape foul-ups.

Our car stereo even thinks for itself, automatically adjusting volume to compensate for noise level inside the car. And if the perfection of our ME metal cassette tape is not quite in your price range, our SX and SR tapes rival metal performance at nowhere near the price.

And our mini Hi-Fi system, a masterpiece of micro-electronics, delivers a quality of audio that will have many full sized systems back on the drawing boards.

Uncompromising quality, unequalled reliability, all at a realistic price with fast, efficient after sales service.

Make sure you see an Hitachi before you buy anything else—it's not merely a matter of good judgement and sound common sense, it is the realisation that anything less is most certainly a compromise.

But because our standards also apply to our dealer network, you won't find our products on any street corner. However, you can discover your nearest franchised Hitachi dealer by ringing:

Melbourne 555 8722; Sydney 669 2200;
Brisbane 275 2033; Adelaide 212 1300;
Perth 458 1911; Hobart 280 291.



HITACHI

Where quality comes first.

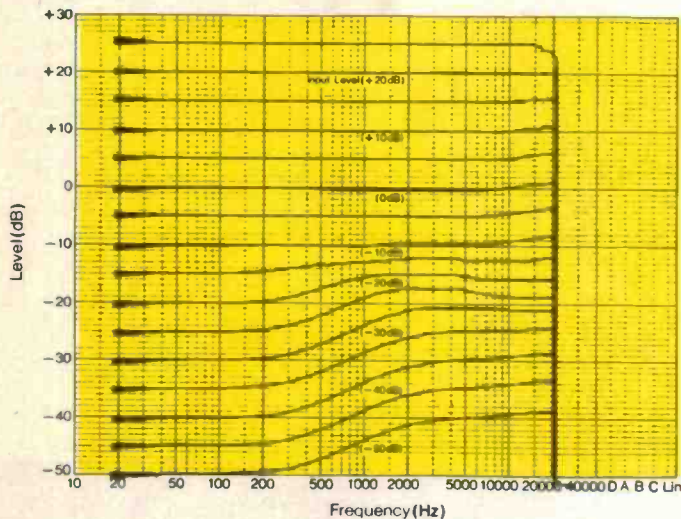
larly if the tape is not exactly suitable for the recorder or the heads are worn or dirty. At low frequencies, also, different recorders produce different variations in the magnetisation level. Any anomalies in magnetisation are exaggerated by expansion, so the Dolby C system restricts its operation to the range of frequencies and levels where the performance of a cassette recorder is accurately predictable.

Tracking problems at low frequencies are avoided by sharply curtailing the action of the Dolby C system at frequencies below 100 Hz, where the human ear is in any case relatively insensitive to noise. Dolby C also includes two pairs of networks designed to prevent mistracking at high frequencies and high levels. These are called *spectral skewing* and *anti-saturation* circuits.

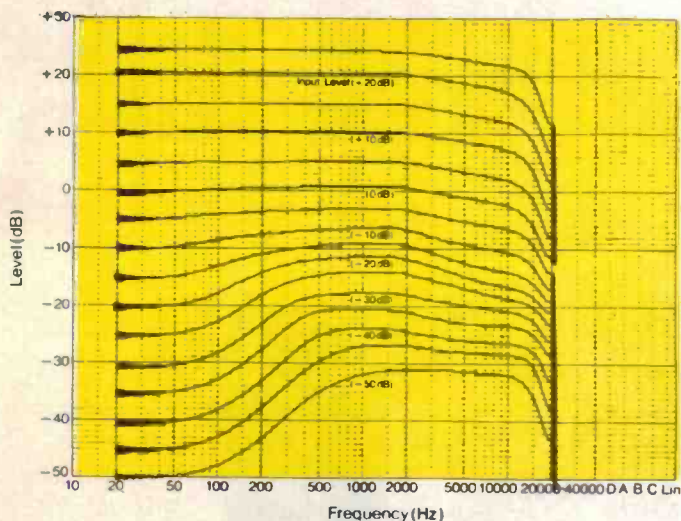
Spectral skewing is a high frequency rolloff introduced before the first stage of compression. To avoid errors caused by unpredictable tape response at high frequencies, the spectral skewing network gradually reduces the effectiveness of the noise reduction above 10 kHz, so that the overall noise reduction above 15 kHz is only about 10 dB. A complementary boost of high frequencies is applied after expansion on playback to maintain a flat frequency response. Spectral skewing obviously leaves a disproportionate amount of residual noise above 10 kHz, but this is not noticeable because the amount of noise reduction falls off more slowly with frequency than the natural sensitivity of the human ear. There is more noise at high frequencies, but it *sounds* like less.

Anti-saturation, as its name implies, helps to keep the tape magnetisation below its saturation level. This is desirable not only to prevent the expander mistracking the compressor, but also to minimise the intermodulation distortion which always accompanies saturation. The anti-saturation network is placed between the two stages of compression. It measures the level of the signal after the first stage of compression and splits high-level signals into two parts, one part going to the second compression stage and the second part being rolled off gently above 1.5 kHz. The two parts are then summed before recording. There is a complementary network in the replay stage to maintain a flat frequency response.

Because the Dolby C system is based on two companion networks which are



Dolby B-type encode characteristics (level versus frequency).



Dolby C-type encode characteristics (level versus frequency).


very similar to the Dolby B networks, it can easily be reconfigured as a Dolby B system for replaying Dolby B-processed recordings, or for making tapes to be replayed on equipment (car cassette players, for instance) that can only decode Dolby B-processed recordings. Conversion from Dolby C to Dolby B operation can be accomplished with a single multipole switch which bypasses the second stage of compression (as well as the spectral skewing and anti-saturation networks) and selects different components for the first compression network to give it the characteristic Dolby B compression bandwidth. It's worth noting here that the Dolby C system is so designed that recordings encoded with it sound *acceptable* (but obviously not perfect)

when replayed through Dolby B decoders or even without any decoding at all.

The structural similarities of Dolby B and Dolby C result in some cost savings for manufacturers installing the Dolby C system, since they can make use of ICs already developed for Dolby B (and Dolby do not require any extra royalties from Dolby B licensees who also make Dolby C systems). However, any system that provides an overall noise reduction of 20 dB demands a superior performance from the equipment in which it is installed. Noise levels of all amplifier stages in cassette recorders **must** now be *some 10 dB lower* than was necessary before, because noise which would once have been masked by tape noise may be exposed by Dolby C. ●

NEW

**THE 30 CM CONVERTIBLE:
MONITOR AND T.V. SET**



\$139.50

If you need a monitor for your computer, consider this dual purpose set. A fully-fledged B/W TV set with RCA input for your computer. Alternatively, you could use the set in conjunction with a video camera as a closed circuit TV system. A simple switch allows easy change-over from TV to monitor. Available only from:

**PHILIPS
LOUDSPEAKERS**

See us at Northpoint Hi-Fi for the new range of Philips loudspeakers and crossover networks. We have the ETI 4000 series speakers on display as well as other Philips kits. You can buy sets with or without boxes, any way you like. Come in for an audition, or write for further information.



northpoint hi-fi

100 Miller St, North Sydney.
Ph 922-7780.

**Remember these names.
Next month they could win you
prizes worth \$25,000.**



In the next three months you could share in \$25,000 worth of prizes just by reading the magazine you're reading now.

Prizes include a Jayco Camper Trailer, Haines Hunter Runabout, Tohatsu Outboard, Kawasaki Bike, 2 Star Video Libraries, Kawasaki Trail Bike, MiGi Sports Car, Dunlop Golf Gear, Eurovox Car

Stereo, Bob Jane Mag Wheels and Tyres.

Look for the "Name our Names" contest. Details in the current issues of Overlander and Outdoors and next month's issues of Wheels, Two Wheels, Revs, Modern Boating, Modern Motor, Modern Fishing, Australian Golf, ETI, and Australian Cricket.

Weekes Morris & Osborn MLP7

Sony TC-FX6C cassette deck

The Sony TC-FX6C cassette player is a new design incorporating the recently developed Dolby C noise reduction system, and was found by Louis Challis to hold its place excellently in a very crowded market.

Louis Challis



SONY TC-FX6C CASSETTE DECK
 Dimensions: 430 mm wide, 105 mm high, 275 mm deep
 Weight: 6.5 kg
 Price: \$449 rrp.
 Manufactured: In Japan by Sony Corporation
 Distributed by: Sony (Australia) Pty Ltd.

THE RELEASE of Dolby C tape recorder systems has created, and will continue to create, as many new models as the release some two years ago of the 'Type 4' or metal-type tape formulations. Here is the opportunity to redesign and release a wide new range of cassette decks with all the frills and thrills that the marketplace calls for, whilst simultaneously providing enhanced user capabilities and operational flexibility.

This particular cassette deck offers a number of new and innovative features which place it in the upper bracket of the best machines available. As well as having Dolby B and C noise reduction facilities, it offers an automatic music sensor system (AMS) supplemented by a convenient touch control system for both the AMS and normal mechanical controls.

The appearance of the TC-FX6C is subdued yet pleasing, and the designers

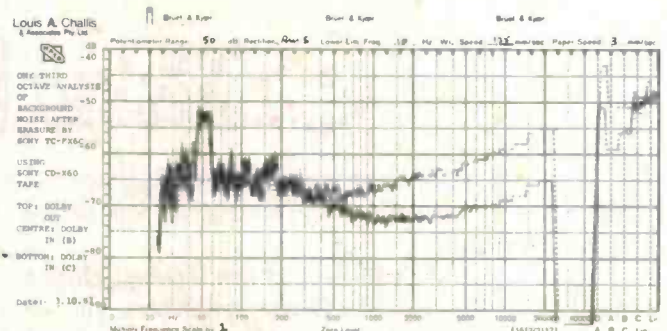
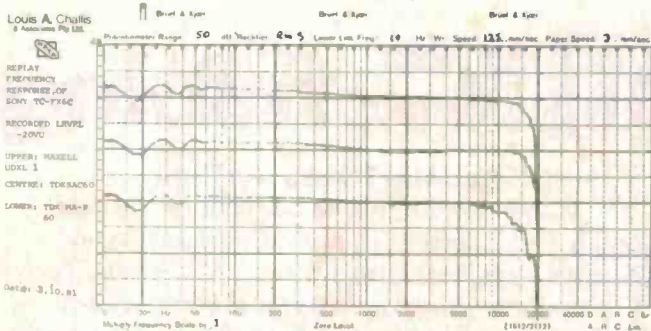
have taken a lot of trouble to provide a frontal appearance, which is a positive step forward over the design philosophy practised by Sony in the past.

The front panel features a satin-brushed aluminium fascia with three main sections of controls. On the left side is a power switch with a supplementary slider switch for selecting record timer, play and off position, to accommodate an external timer. The eject button controls the damped front panel in front of the cassette well. Below this is a stereo headphone socket with its own individual level control.

The central section is the digitally controlled heart of the cassette recorder and is divided into two primary sections. The upper section contains the automatic music sensor with digital fluorescent display, and the five controls to facilitate its programming.

The counter section at the top left hand side uses four blue-white fluores-

cent digits and uses a true *linear* counter to provide very fine resolution, which is only limited by tape stretching. If the memory switch is activated, a small flashing dot appears at the right hand side of this display. To the right of the counter are two separate fluorescent displays associated with the repeat programme button and the automatic music sensor (AMS) button respectively. Below these fluorescent displays are four controls for the counter reset for the memory activate, the repeat numerical sequence programme setting and the AMS programme selector control. By pressing the counter reset button at any point during the playing or recording of a tape the linear counter is reset to zero, and this zero point can be used for homing on either end of the sequence for replaying a tape. By pressing the memory button after the counter reset button a playing cycle can be reset in which an early part of the



tape, commencing at the very start, can be cycled to play up to a point which is determined by the counter zero. Conversely, by setting the zero at an intermediate point and utilising the programme repeat button, a starting point other than at the very start of the tape can be set and the tape can be recycled up to nine times (the exact number depending on how many times the memory button is keystroked).

The most complex function that the system provides is to set the linear counter to zero at the start of a sequence, activate the memory, keystroke the number of times the programme is to be repeated (up to a maximum of nine), and to set the automatic music sensor at any level from zero to nine, to indicate the number of sequences which the recorder is to play before recycling. The fifth control, a long touch bar, is a clear button which clears the counter, memory, repeat and AMS functions in much the same way as the clear button does on a small calculator.

All the mechanical controls are light touch buttons with a large central button for 'play' with its own integral LED flanked on either side by 'fast rewind' and 'fast forward' sensors.

The 'record' button, which also contains its own LED, has been made smaller than the other main controls, so

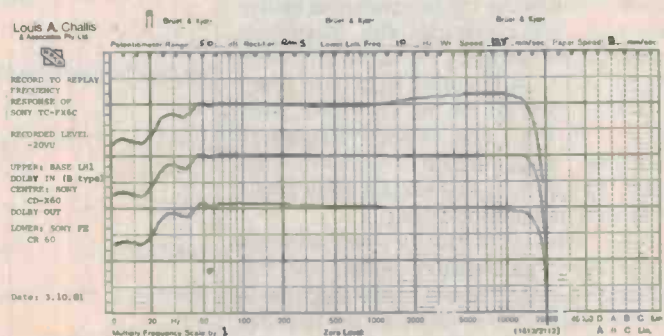
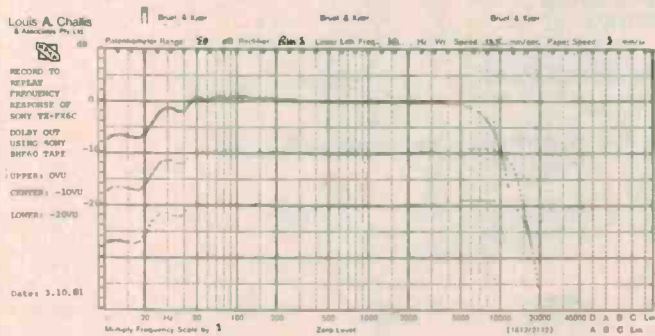
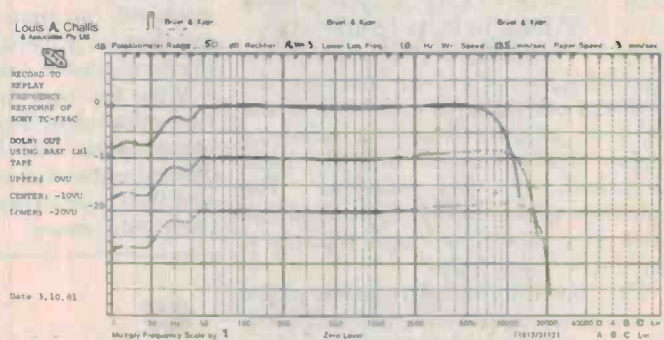
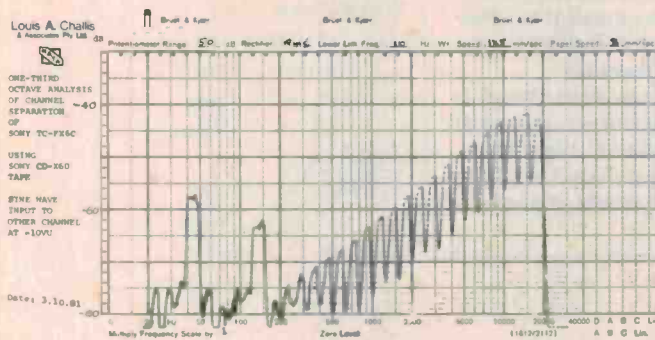
as to be less likely to be accidentally touched. It has to be activated simultaneously with the 'play' button to initiate a recording sequence. The 'stop' button is as large as the 'play' button and is sensibly located at the extreme bottom of the panel right under the play button. The 'pause' button, which is coloured yellow and contains a double segment light, is located between the 'stop' button and the 'record muting' button. When the 'record muting' button is activated a four-second blank section of tape is automatically created, during which time the pause button flashes on and off cyclically to indicate that this function is activated. These controls may sound complex but are *delightfully easy to use and the layout is ergonomically superior to the conventional in-line array* used by most other machines. The AMS function searches for the four-second blank sections of tape created by the 'record muting' button. This may be inserted whilst the original programme content is being recorded or at any time subsequent to the creation of the tape.

The right hand side of the fascia contains the fluorescent display peak programme meter at the top with an effective -30 VU to +8 VU dynamic range, with yellow segments up to 0 VU and red segments from 0 to +8 VU. This

display indicates the proper maximum limit of peak recording signal, which is +2 VU for type 1 and 2 tapes, +4 VU for type 3 tape, and +6 VU for type 4 (metal) tape. The display is a compound type in that it indicates the instantaneous VU level whilst simultaneously holding the peak level reached during the previous five seconds of playing. This is an excellent feature and avoids the need to provide the option of one or the other. Immediately below the fluorescent display are a pair of recording level slide attenuators, which may be operated independently or together.

The bottom row of controls contains four selector switches for tape types 1 to 4, i.e: normal gamma ferric-oxide, chromium dioxide, ferrichrome and metal tapes. Two additional push-buttons are provided for 'Dolby off' and 'Dolby B' or 'Dolby C'. Last but not least, two microphone sockets are provided for direct recording of stereo programmes.

The rear of the cabinet contains two pairs of coaxial sockets for 'line in' and 'line out', a filter switch for removing the 19 kHz pilot tone signal from FM stereo broadcasts, and a socket for a remote control unit for which other details have not been provided. The inside of the unit contains one large motherboard for the normal functional ▶



operation of the cassette deck, a separate large board immediately above it on which the Dolby B and Dolby C processors are mounted, and a very large board on which the microprocessor controls are located on the rear left hand side of the chassis. There are numerous other small boards provided for the fluorescent display, the linear counter display, for measuring the tape motion, and the headphone amplifier board, which is located immediately behind the headphone socket. The designers have made extensive use of ribbon cables and the neatness of appearance and detail provided by way of circuit designations creates a feeling of confidence in the design. The back of the space inside the chassis is effectively utilised and the design has apparently been properly researched and carefully proven as there are virtually no add-on components contained on any of the cards.

On test

The Sony cassette machines which we have reviewed over the last few years have, without exception, been remarkably well documented and faithful in terms of compliance with the catalogue figures quoted. The TC-FX6C was no exception. The first and one of the most notable features that we liked about this machine was the excellence of the replay response, which was ± 3 dB from 10 Hz to 17 kHz on type 1 tapes, ± 3 dB from 10 Hz to 17 kHz on type 2 tapes and ± 3 dB from 10 Hz to 13 kHz on type 4 tapes. This lower performance on the type 4 tapes is not a condemnation of the machine but rather a difference in the absolute alignment of our reference replay tape compared with the head alignment of this machine. The machine would reasonably be expected to perform as well on metal tapes as it does on ordinary tapes.

The record-to-replay response of the machine is not quite as good at the low frequency end but is generally equal to or superior to the replay response at the top end. We measured the frequency response as being 24 Hz to 16 kHz with BASF LH1, 24 Hz to 17 kHz with Sony CD-X60 and 23 Hz to 16.5 kHz with Sony FE CX. The overall frequency response is particularly smooth with each type of tape and on the Sony tapes it is almost a straight line.

The wow and flutter performance figures are particularly good, and the harmonic distortion at recording levels lower than 0 VU is remarkably low and typically amongst the lowest we have yet

seen. The dynamic range with Dolby 'out' is -53 dB(A), with Dolby B is -61 dB(A) and with Dolby C is -66 dB(A), which is quite commendable. Notwithstanding these figures the graph of signal-to-noise performance with Dolby C activated provides a subjective performance which is better than indicated by the absolute A-weighted figures.

The channel separation is -42 dB at 20 kHz, but is typically -62 dB at 1 kHz and even less at lower frequencies. The objective test results show that the machine equals or exceeds all of the manufacturer's claims and provides a technical performance which would be expected to meet the most stringent requirements of a demanding audiophile.

To play

The subjective assessment of performance was a real pleasure, for the ergonomic design attributes of the central control area are superior to the straight-line touch switch facilities previously used by Sony and still used by most other manufacturers. Whilst the automatic music sensor does not offer all the fancy cycling and recycling sequence capabilities that some other machines do, it is my opinion that they go just far enough to satisfy the 'real world' requirements of the average user. I was only able to assess the performance of this machine over one weekend, but that was enough to show me that on pre-recorded Dolby C tapes the performance is impeccable.

With the best pre-recorded Dolby B tapes the subjective performance is still exceptional. With Dolby C tape, background noise was completely inaudible and the C system and its added cost was positively proven.

I found the AMS facility good, reliable and much easier to use than most other 'music locating systems' being offered.

The TC-FX6C is not a cheap machine but it provides practical performance, design features and operational flexibility which I must rate as being worthy of a 'five star' rating. ●

Absolute copyright in this review and accompanying measurements is owned by Electronics Today International. Under no circumstances may any review or part thereof be reprinted or incorporated in any reprint or used in any advertising or promotion without the express written agreement of the Managing Editor.

MEASURED PERFORMANCE OF SONY TC-FX6C
S.N. 300665

HARMONIC DISTORTION:

Tape: SONY CD X60

		100Hz	1kHz	6.3kHz
OVU:	2nd	-	-	-47.6dB
	3rd	-33.9	-36.7	-38.0dB
	4th	-62.7	-59.1	-61.4dB
	5th	-70.8	-	-dB
	T.H.D.	2.0	1.5	1.3%
-6VU:	2nd	-	-55.8	-dB
	3rd	-49.5	-49.3	-43.3dB
	4th	-67.1	-	-dB
	5th	-	-	-dB
	T.H.D.	0.04	0.04	0.07%

MAXIMUM INPUT LEVEL:
(for 3% third harmonic distortion at 1kHz)

Tape: Sony CD-X60 + 2.0VU

DYNAMIC RANGE:

Tape: Sony CD-X60

Dolby Out	-48dB(Lin)	-53dB(A)
Dolby B In	-50dB(Lin)	-61dB(A)
Dolby C In	-51dB(Lin)	-66dB(A)

ERASURE RATIO:
(for 1kHz signal recorded at OVU)

Tape: Sony CD-X60 -86.5dB

Tape: Metal 85.4dB

MEASURED PERFORMANCE OF SONY TC-FX6C
S.N. 300665

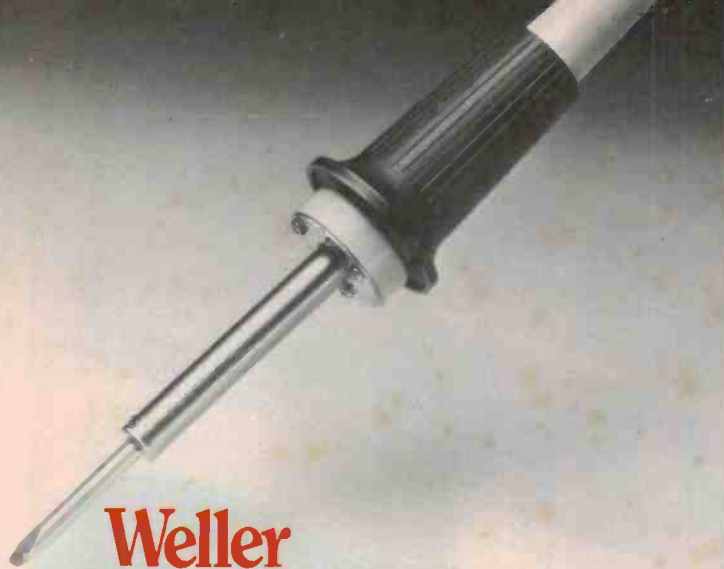
RECORD TO REPLAY FREQUENCY RESPONSE AT -20VU:

Tape	Dolby	Lower-3dB Point	Max. Point and Frequency	Upper - 3dB Point
BASF LH1	IN	24Hz	2dB @ 7kHz	16kHz
SONY CD-X60	OUT	24Hz	-	17kHz
SONY FE CX	OUT	23Hz	1dB @ 90Hz	16kHz

SPEED ACCURACY: 0.25%

WOW AND FLUTTER:

WOW:	Average	< 0.1% PP
FLUTTER:	Unweighted	0.13% RMS
	Weighted	0.035% RMS



Weller



Weller

The Tools. from Cooper The Toolmaker.

Weller industrial SPI non-temperature controlled line voltage soldering irons, with iron plated copper tips, stainless steel barrels. Impact and heat resistant handles are lightweight.

Available as SPI25D 25 watt or SPI40D 40 watt irons.

The Weller WTCPN soldering station is temperature controlled and combines high volume capability with precision performance. The low voltage TC201 soldering pencil employs the exclusive "closed" loop method to control maximum temperature and protect sensitive components.



Lufkin

Official Supplier of
Measuring Tapes to the
XII Commonwealth Games
in Australia 1982.



The Cooper Group

CRESCENT-LUFKIN-NICHOLSON-PLUMB
WELLER-WISS-XCELITE

The Cooper Tool Group Limited
P.O. Box 366, Nungong Street
Abingdon NSW 2640, Australia
Tel: 215511 Telex: 56995

REACH FOR RALMAR...

DECISION DIRECTORY

L

- L pads
- Lamps
- Lamp holders

M

- Magnetic cartridges
- Marine horn speaker
- Marine 27MHz crystals
- Microphones —
Cassette; CB; Dynamic;
Electret; FM wireless;
P.A. Cassette; CB;
- Microphone —
Attachments;
Accessories Cable; Plugs;
Mixers; Stands
- Miniature devices
- Mixers
- Modules
- Moisture repellent
- Multi-meter leads
- Multi-tapped
transformers

N

- Networks — Crossover
- Nicads; charger
cartridge
- Noise suppressors


O

- Outdoor speakers

**JUST PART OF THE RANGE!
AVAILABLE AT SELECTED
STORES EVERYWHERE!**

TRADE ENQUIRIES...

N.S.W. Ralmar Agencies P/Ltd (02) 4396566
Vic. Ralmar Agencies P/Ltd (03) 2673028
S.A. Charles Harwood P/Ltd (07) 2641118
QLD. Olbertz International P/Ltd (07) 2611513
W.A. Bruce Ingram & Assoc. P/Ltd (09) 3817777
TAS. George Harvey P/Ltd (003) 3316533



RALMAR®

RAL2/81

We got off to a
flying start with 2 pilots,
2 mechanics and 5 planes.



The Air Force of the 80's is a far cry from the Australian Flying Corps where it all began in 1916.

Today, without doubt, our aircraft, equipment and electronic systems reflect the technology of the future.

But one thing hasn't changed—the comradeship and dedication of our people. We're proud of that.

Security of employment, training and job satisfaction are something our members have enjoyed over the years. They're all part of the lifestyle in Today's Air Force.

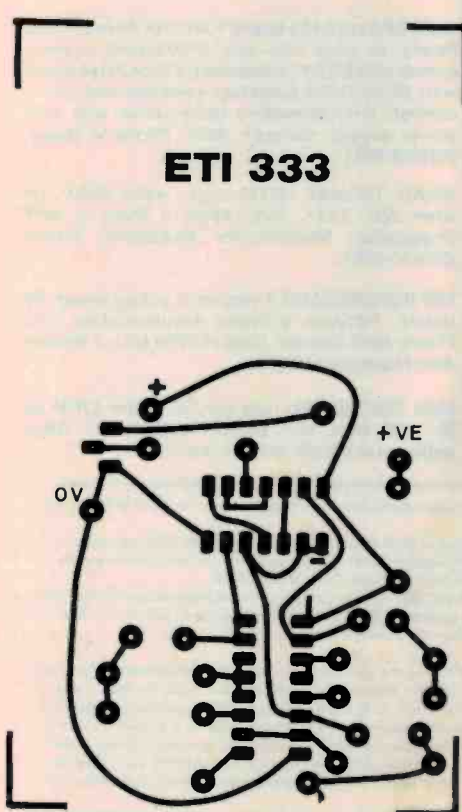
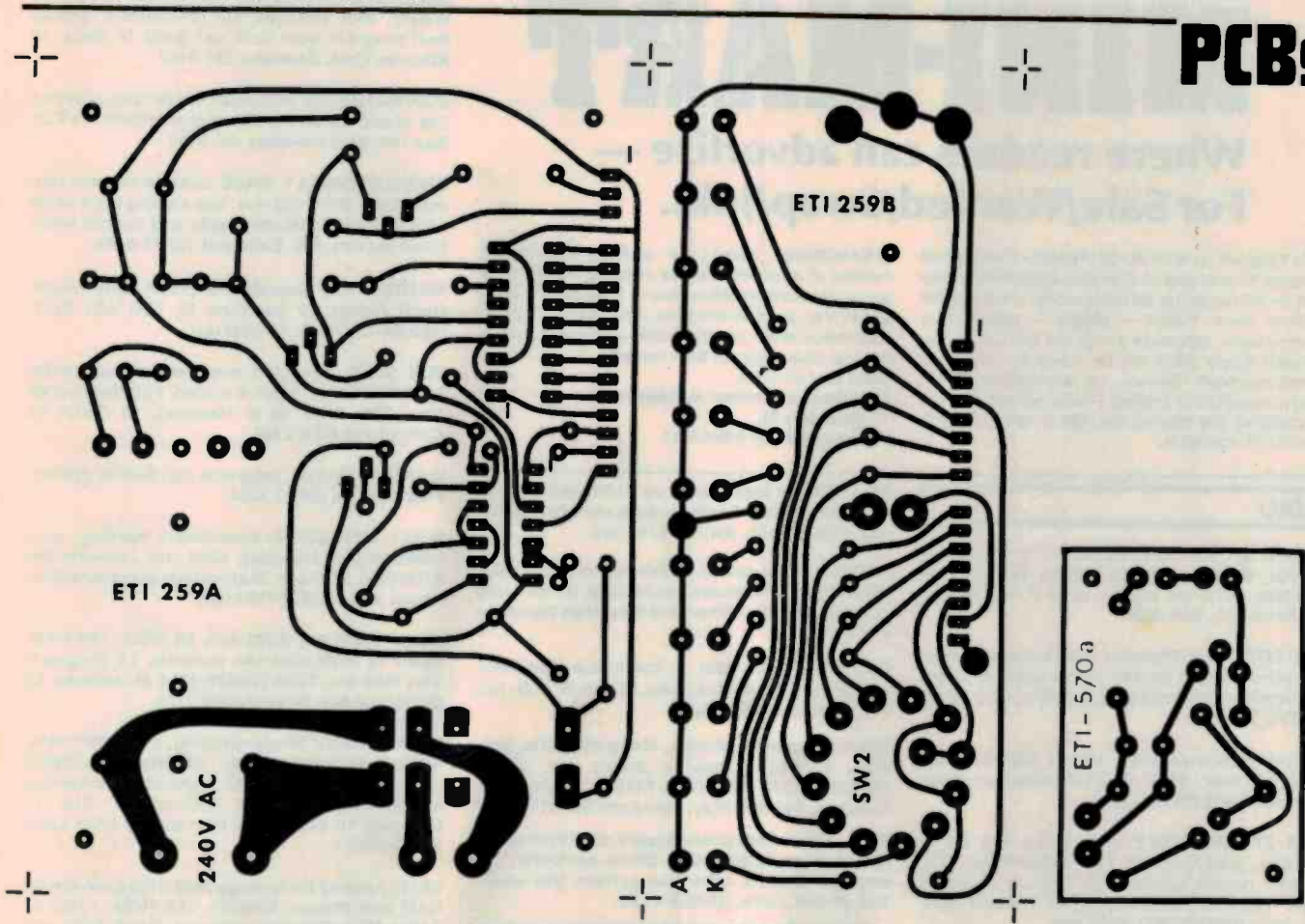
The Air Force of the 80's is a young, modern, dynamic organization—young in its thinking, progressive and innovative in its action.

Authorised by Director General Recruiting, Dept. Defence.

You're somebody
in Today's
Air Force.



RG10.FP.111



Using ETI PCB Artwork

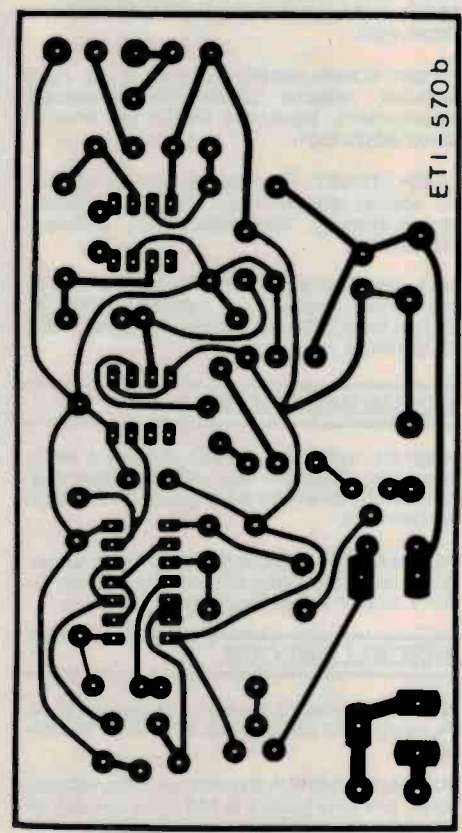
This method can be used to make negatives of ETI artwork from October 1977 on, provided the reverse of the page is printed in blue. The film used is Scotchcal 8007, which is UV sensitive and can be used under normal subdued light.

Cut a piece of film a little larger than the pc board and expose it to UV light through the magazine page. The non-emulsion side should be in contact with the page. This surface can be detected by picking the film up by one corner — it will curl towards the emulsion side. Exposures of about 20 minutes are normally necessary.

The film can now be developed by placing it emulsion side up on a table, pouring some Scotchcal 8500 developer on the surface and rubbing it with a clean tissue.

Further information on Scotchcal and pcb manufacture can be found in the September and December 1977 issues of ETI.

Please note that occasionally lack of space may prohibit the printing of blue type behind all pcbs. In this case the reader must resort to more conventional photographic techniques for pcb manufacture.



MINI-MART

Where readers can advertise —
For Sale/Wanted/Swap/Join.

● We'll publish up to 24 words (maximum) totally free of charge for you, your club or your association. Copy must be with us by the 1st of the month preceding the month of issue. Please — please — print or type adverts clearly, otherwise it may not turn out as you intended! Every effort will be made to publish all adverts received; however, no responsibility for so doing is accepted or implied. Private adverts only will be accepted. We reserve the right to refuse adverts considered unsuitable.

● Conditions: Name and address plus phone number (if required) must be included within the 24 words. Reasonable abbreviations, such as 25 W RMS or 240 Vac, count as one word. Adverts must relate to electronics, audio, communications, computing etc — general adverts cannot be accepted. Send your advert to:
ETI Mini-Mart, Modern Magazines
15 Boundary St,
Rushcutters Bay NSW 2011

AUDIO

YAMAHA A-1 Integrated Amplifier, 70 W RMS per channel, 5 year warranty expires 16.11.84. Immaculate, \$675. No phone, write P. Riddell, c/- New Farm P.O., Qld. 4005.

WANTED TO BUY: Pioneer CD-7 booster equaliser with echo control for car stereo system. Reply with details to B. Parkinson, P.O. Box 450, Sandy Bay Tas. 7005.

HITACHI SR903 receiver, 160 W RMS/channel, black, as new, \$400. DBX118 dynamic range expander, \$250. (03)470-3171.

ARXB 77 TURNTABLE with Shure V15 Mk III cartridge; preamp (WW), Eric Taylor (Sept. '77), includes rumble cancellation filter, J. Maçaulay (Sept. '79), and power supply, M. Oldfield (Nov. '72). John, (062)47-0491. \$250 ono.

PHILIPS EL3548 open reel tape recorder, 2-speed, 4-track, with reel of 7-inch tape, \$45. Drummoyne. (02)81-1005.

STUDIO SOUND MIXER: 24 x 3 in, 8 out. Fully balanced, modular construction. Broadcast specifications. Impressive unit at the price — \$2400. (02)80-2601.

COMPLETE SET: 'Hi-Fi Review'/'Hi-Fi and Music' (56 copies), \$35. Also last two years' 'Audio', 'Stereo Review', 'High Fidelity', etc, available. (02)620-1203.

SELL: Complete set of 'Hi-Fi Review' (later 'Hi-Fi and Music') magazines. If interested, offers to Michael Neep, 17 Fraser St, Launceston Tas. 7250. (003)31-5454.

COMMUNICATIONS

WANTED: Aus. Radio Service Manuals 6 and 9. Universal test speaker unit, universal valve tester. A. Goodwin, Goodwins Rd, Bagdad Sth, Tas. 7407. (002)68-6233.

SELL: EA 200 MHz frequency counter, \$90. Q. max, G.D.O., \$80. MIZUHO DX 555D marker/counter, 12-240 V, \$180. P.O. Box 345, Yeppoon Qld. 4703.

MISCELLANEOUS

WANTED: Chess Challenger 7 or similar. Dr. E. Plunkett, 7 Hill St, Eugowra NSW 2806. (068)59-2472.

FOR SALE OR SWAP: Back issues of EA, volumes 33-38, and nine binders at half price, or swap for ETI 1979-1981. P.O. Box 754, Morwell Vic.

SELL: Sinclair ZX80 1K, old ROM, 9 Vdc power supply, four manuals, six newsletters, display hold program; cost \$370, sell \$260. G. Black, 27 Killarney Cres, Capalaba Qld. 4157.

JOIN the National Sinclair ZX Users' Group. Send a 24c stamp for an introductory newsletter to P.O. Box 148, Glen Waverley Vic. 3150.

PROFESSIONALLY MADE metal computer cabinet, 390 x 480 x 120 mm, has sloping front panel with keyboard mounting rails and cut-out ventilation louvres. \$20. Earlwood, (02)78-6249.

WANTED: OSI Superboard, prefer early model. Geoff Cohen, 72 Spofforth St, Holt ACT 2615. (062)54-7608 (ah); 49-2688 (bh).

FOR SALE: Keyboard micro switch, solid-state type 72SW12-6. ASCII-encoded. Full documentation, \$70. Write to S. Hessler, 48 Curtin St, Cabramatta NSW 2166.

WANTED: Games programs for DG680 system. Phone Steve, (02)72-3924.

SELL: MEK6800D2 assembled, working, plus power supply and case, \$250 ono. Zero-one Z80 S100 CPU, \$100 ono. Both include documentation. Phone Jon, (02)520-7943 (ah).

SELL: SINCLAIR ZX80 with 8K ROM, 16K RAM, spare 4K ROM chip, two manuals, 9 V plugpack. Very little use, \$400. (02)628-3314. M. Jackson, 60 Discovery Ave, Willmot NSW 2770.

\$2650 DEBUG: Single-stepping, execution trace, multiple breakpoints, etc, for debugging T2650 programs. Uses PIPBUG routines. Documented assembler listing and instructions, \$10. C. Burrows, 45 Koninderie Pde, Narara NSW 2250. (043)28-2671.

SELL: Applied Technology 2650 S100 card with 4K RAM and popular BINBUG v3.6 ROM. 1 MHz or 2 MHz CPU. Software supplied. Worth \$300, sell \$195 ono. Ring K. Walsh for details, (02)642-6339 (ah).

MICROPOLIS S100-based 1042 disk drive system. Ready to plug into any S100-based system; comes with BASIC, Assembler, Editor; S100 board with BC00/DC00 bootstrap selection and motor control; interconnecting cable; drive with own power supply; manuals. \$650. Phone V. Dunis, (08)268-8021.

SWAP: THOMAS HB720 organ, value \$2400, for Atari 800, ZX81, 16K; Apple II Plus; or APF Imagination Machine for classroom. Walsh, (02)630-8361.

OSI SUPERBOARD II version 2 colour board. RF output. Includes software documentation, \$95. Phone Noel Coward, (03)546-2259 (ah). 3 Withers Ave, Mulgrave Vic. 3170.

6502 SIMULATOR: runs on Z80 under CP/M on 5¼" SD disk, with documentation, \$25. Other software available. (03)435-0885.

COMPUTERS

S100 CABINET, 12 slot with power supply, \$150; DGZ80 CPU, \$250; DG640 VDU, \$125; QT 64K RAM, \$500; or the lot, working, \$1000. (002)23-6941.

SELL: DG680 CPU, DG640 VDU, TCT 64K RAM, monitor, keyboard, SME mainframe, BASIC, Assembler. All boards assembled/tested. Phone Chris (03)417-3419. \$1200 ono.

THREE ASR 33s — two friction feed (\$525 each) one pin feed, reconditioned (\$550). Two Centronics 101 AL Industrial line printers (up to 15½" wide). Good condition, \$850 each. Circuits and service information available for all. Ring Errol (02)709-7646.

RAM, 8K, FORREST DUSTON (Ithaca Audio) S100 static board in good working condition. Fully socketed. Documentation. \$75 plus postage. Phone (062)82-2496.

COPYRIGHT: The contents of Electronics Today International and associated publications is fully protected by the Commonwealth Copyright Act (1968).

Copyright extends to all written material, photographs, drawings, circuit diagrams and printed circuit boards. Although any form of reproduction is a breach of copyright, we are not concerned about individuals constructing projects for their own private use, nor by pop groups (for example) constructing one or more items for use in connection with their performances.

Commercial organisations should note that no project or part project described in Electronics Today International or associated publications may be offered for sale, or sold, in substantially or fully assembled form, unless a licence has been specifically obtained so to do from the publishers, Modern Magazines (Holdings) Ltd or from the copyright holders.

LIABILITY: Comments and test results on equipment reviewed refer to the particular item submitted for review and may not necessarily pertain to other units of the same make or model number. Whilst every effort has been made to ensure that all constructional projects referred to in this edition will operate as indicated efficiently and properly and that all necessary components to manufacture the same will be available no responsibility whatsoever is accepted in respect of the failure for any reason at all of the project to operate effectively or at all whether due to any fault in design or otherwise and no responsibility is accepted for the failure to obtain any components parts in respect of any such project. Further, no responsibility is accepted in respect of any injury or damage caused by any fault in the design of any such project as aforesaid. The Publisher accepts no responsibility for unsolicited manuscripts, illustrations or photographic material.



Electronics Today International is published by Murray Publishers Pty Ltd, 15 Boundary St, Rushcutters Bay NSW 2011. It is printed (in 1982) by Offset Alpine, cnr. Wetherill and Derby Sts, Silverwater NSW, and distributed by Gordon and Gotch.

Editor
Roger Harrison VK2ZTB

Technical Editor
David Tilbrook VK2YMI

Production Editor
Jane Clarke B.A. (Hons)

Editorial Staff
William Fisher B.Sc. (Hons)
J.B. Scott B.Sc./B.E. (Hons)
VK2YBN
Jan Vernon B.A.
Phil Wait VK2DKN

Layout
Bill Crump
Githa Pilbrow

Typesetting
Deborah Newman

Reader Services
Pam Lord

Managing Editor
Collyn Rivers

Acoustical Consultants
Louis Challis & Associates

Mail enquiries: There is no charge for replies, but a foolscap-sized, stamped, addressed envelope must be enclosed. Queries relating to projects can only be answered if related to the item as published. We cannot advise on modifications to projects, other than errata or addenda, nor if a project has been modified or if components are other than specified. We try to answer letters as soon as possible. Difficult questions may take time to answer.

Phone enquiries: We can only answer readers' technical enquiries by telephone after 4.30 pm. In enquiring by telephone about back issues or photostats, please ask for the Subscriptions Department.

(02)268-9015

Editorial and Sales Office:
4th Floor, 15 Boundary St, Rushcutters Bay NSW 2011. Ph: (02)268-9811;
Tlx: 27243
Sales Manager: Bob Taylor
Sales Admin: Pam Lord
(address as above)

Melbourne: Virginia Salmon, 150 Lonsdale St, Melbourne Vic 3000. Ph: 662-1222; Tlx AA34543.

New Zealand: Frank Hargreaves, Circulation Marketing Manager, c/- ACP, 4th Floor, Sun Alliance House, 42-44 Shortland St, Auckland. Ph: (9)30311.

Adelaide: Admedia Group, 24 Kensington Rd, Rose Park SA 5067. Ph: 332-8144; Tlx AA82182.

United Kingdom: Australian Consolidated Press, Ludgate House, 107 Fleet St, London EC4A 2AL. Ph: 353-1040; Tlx: 267163.

Brisbane: Geoff Horne Agencies, 16 Bellbowrie Centre, Bellbowrie Qld 4070. Ph: 202-6813.

Japan: Genzo Uchida, Bancho Media Services, 15 Sanyocho, Shinjuku-Ku, Tokyo 160. Ph: 359-8866; Cable: Elbanchorito; Tlx: BMSINC J25472 Tokyo.

Perth: Aubrey Barker, 133 St Georges Terrace, Perth WA 6000. Ph: 322-3184; Tlx: AA93810

USA: Australian Consolidated Press, 21 East 40th Street (Floor 23), New York NY 10016. Phone: (212) 685-9570.

The publisher accepts no responsibility for unsolicited manuscripts, illustrations or photographic material.

ORDER FORM

I enclose \$ for (tick appropriate box/es). All prices include postage.
 Send orders to: ETI, 4th Floor, 15 Boundary St, Rushcutters Bay NSW 2011. Phone: (02)33-4282.

<input type="checkbox"/>	Subscriptions	\$23.30 per year within Australia \$36.60 overseas (surface mail) Airmail rates on application	\$	NAME (Please print)
<input type="checkbox"/>	Back issues	\$2.50, available from November 1978.	\$	ADDRESS
<input type="checkbox"/>	or photocopies	\$2.50 per article per issue	
	Project No.	Month	Year	\$
	Project No.	Month	Year	\$
	Project No.	Month	Year	\$
	Project No.	Month	Year	\$
	Please attach a list if more than four required.			
<input type="checkbox"/>	Binders	No. @ \$6.10 in NSW No. @ \$7.50 in other states	\$ \$	POSTCODE

Audiosound 'Motet' model 8023 speaker system

This review should be subtitled 'Australian manufacturer makes good'! Louis Challis thinks "The Motet . . . is the first shoebox-size system I have heard that does not really sound like a shoebox . . . one of the most commendable performances from a miniature speaker system that I have yet heard."

Louis Challis

THE DICTIONARY defines Motet as "a vocal composition in polyphonic style, on a Biblical or similar prose text, intended for use in a church service . . ."

Maybe Audiosound did intend these speakers for use in church services, but I really cannot be sure. Although there may be many things that these speakers are intended or designed for, only one may be presumed to be vocal compositions and prose text would be well down on the list of design criteria! The really important criteria bear absolutely no relationship to the title 'Motet', which is an unintentionally misplaced choice of name for what is otherwise a well designed 'bookshelf speaker system'.

The first miniature loudspeaker system I ever saw was a small, floor-standing one. Since that time various American and European manufacturers have released speaker systems under the general title of either a 'bookshelf speaker system' or 'a compact speaker system'. Very few of them have used the term 'compact monitor' or 'mini monitors' that Audiosound have used to describe the 8023 Series Motets, which once again raises the question of what constitutes a monitor speaker system

and if a monitor speaker system can ever be converted into a mini-monitor.

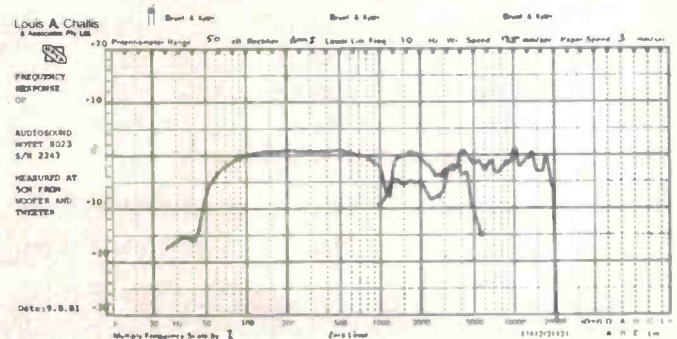
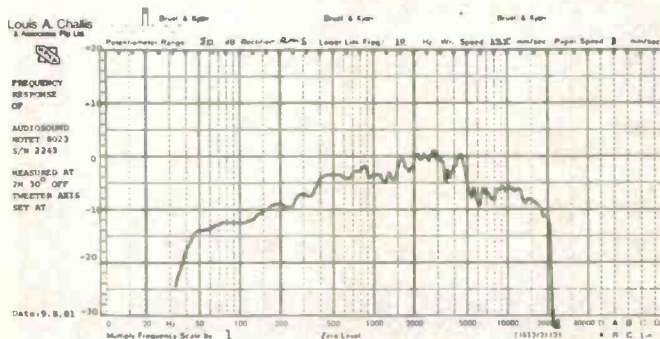
In the last couple of loudspeaker reviews I have been critical of some of the claims made by manufacturers and their advertising personnel. I have highlighted the difficulties they have in producing designs where the various competing problems of space, volume, selection, the positioning of the drivers and design of the crossover networks all interact so as to produce problems. Very few of the manufacturers have really adequately dealt with these problems and created speaker systems that can be regarded as 'state of the art' equipment.


As if to underscore this point, in the last few months we have seen some of the top speaker designers from England and the USA appear briefly on the Australian scene. They have been actively engaged in lecturing to professionals and sub-professionals on the attributes of their latest analysis and design systems, which have been developed to produce better speakers. With such big brass as that loitering on the edges of the stage one could well ask what chance a small Australian manufacturer has in the big league.

Conflicts and Thiele

The Audiosound 80 Series follows on from a series of very much larger speaker systems that Audiosound produced in the past (and may still be producing for all I know). The mini-monitor thus starts off with what appears to be a set of conflicting constraints, not the least of which is the size of the cabinet, which has a miniscule volume of only 24 litres. The speaker complement is based on a 100 mm (4 inch) driver, type MR5C, manufactured by Magnavox but modified by Audiosound, supplemented by a 25 mm (1") imported tweeter with an illegible designation. This is installed in a cabinet with a design based on recommendations by A. N. Thiele in his paper 'Loudspeakers — In Vented Boxes'. One could well be excused for thinking that with a complement of speakers as simple and as small as this, the performance would be disappointing and analogous to another system I once rudely described as being a 'shoebox' loudspeaker system.

The cabinet is fabricated from plastic-timber-veneered particle board with a 38 mm venting port and the low





frequency driver centrally located with the tweeter above and the port below. The front panel is similarly fabricated with a particle board frame covered in black open weave cloth and retained by Velcro fasteners at the four corners. The top of the frame features a white screen-printed escutcheon on satin black aluminium which extends right across the panel. The rear of the cabinet incorporates a recessed terminal block with spring loaded terminals to accept bared wires.

Measurement

The objective testing of the first of the speakers, Serial No. 2244, in the anechoic room, proved it at first to have a rather strange frequency response. It was only when we realised that the woofer and the tweeter had somehow been inadvertently misphased and corrected the problem that a surprisingly improved response was forthcoming.

The on-axis response was then ± 8 dB from 60 Hz to 20 kHz, and apart from a 5

dB rise between 3 kHz and 5 kHz would have been almost exactly within the manufacturer's specified frequency response. The off-axis response was, if anything, better than quoted, being within ± 6 dB from 60 Hz to 20 kHz. This performance seemed rather surprising, as we are usually sceptical of such claims on frequency response of any small speaker system, but we had to accept the fact that the people at Audiosound really have put their act together. By religiously following Thiele's paper they have developed a system using relatively simple drivers and a good crossover network to achieve what is an excellent frequency response — quite outstanding for such a small enclosure.

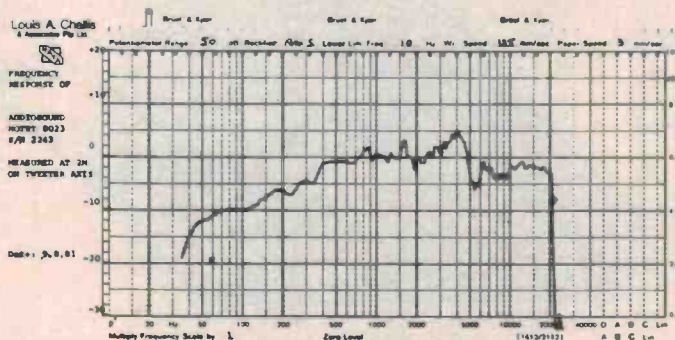
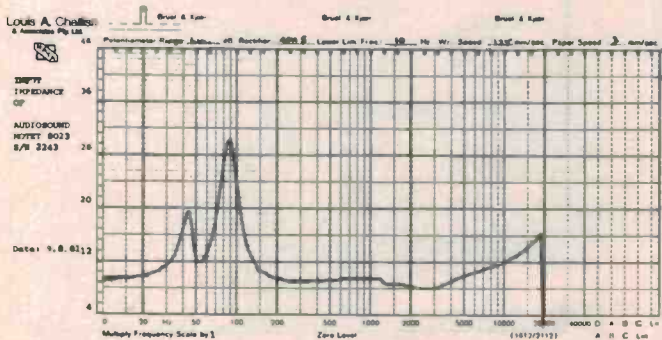
If the frequency response was good, the phase response was even better, and this system achieves one of the flattest phase responses I have yet seen from any speaker system. The impedance curve is a trifle unusual as it features two peaks in the response curve, one centred at 45 Hz and the second at 90

Hz. The higher curve reaches 30 ohms and the smaller peak 19 ohms.


The overall impedance curve in the critical region extending from 150 Hz to 20 kHz does not drop below 8 ohms, and so this speaker system can be readily paralleled with any other 8 ohm speaker system without adverse effects on your amplifier.

The distortion characteristics are, as one would really expect, moderately high at low frequencies, but particularly low in the frequency region from 1 kHz upwards. Here it features distortions of less than half a per cent, which are by and large inaudible. The tone burst testing that we carried out in the anechoic room showed that the speaker does have some trace of jitter and does generate some readily measurable resonance characteristics. The decay response analysis curves presented an even more direct and incisive picture of the overall characteristics of the system. Apart from two significant peaks in the 2 kHz and 5 kHz region, the treble and general tweeter response is remarkably smooth and equal to that provided by far more expensive systems costing many times the price; many much more expensive units cannot equal the treble response of this unit. The fundamental resonance in the decay response spectrum occurs at approximately 2.5 kHz, with an important supplementary peak occurring at approximately 5 kHz. The treble response above 5 kHz is remarkably clean, showing little or no trace of natural decay resonance characteristics, although some low-level natural resonances do occur at very low level all the way up to 23 kHz.

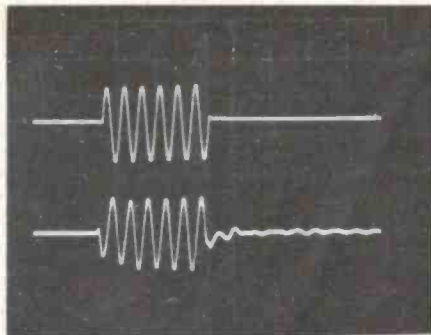
It is clear that some slight improvements in the woofer performance and in the vicinity of the crossover frequency could most probably be achieved. Nevertheless the overall response is much better than would be expected ▶




100 Hz (20 ms/div.)



1 kHz (2 ms/div.)



6.3 kHz (0.5 ms/div.)



Tone burst response of Audiosound Motet 8023, Serial No. 2243 (for 90 dB steady state SPL at 2 m on axis). Upper trace is electrical input, lower trace is loudspeaker output.

from either the size of the speakers or from their basic cost. It is clear that the designers have achieved a commendable result without spending a fortune on drivers and without resorting to an unusually large enclosure.

Subjectively

The objective testing produced overall results vastly different from what either you or I may well have imagined from seeing the enclosure. Consequently it was clear that the subjective testing of these speakers would be likely to offer some unusual surprises. Surprises they were, for the system performed admirably in almost all the critical areas. The first and most surprising feature was their ability to handle low frequency sounds, not necessarily faithfully, but without cone breakup as I would have expected from such a small woofer. The worst test that I know, leaving aside hard rock music, is a special test band on the Swedish High Fidelity Institute's test record. This is on the record SHF1, Track 10, which is entitled 'Elbas Bak Grund Hamnad Fran Piter Holm'skiva'. Quite

apart from the Swedish this is one of the nastiest and most unpleasant tests that any loudspeaker system could be subjected to. Yet, much to my surprise, this Motet 80 Series took the programme content in its stride, and although not reproducing it as well as the reference monitor system nonetheless gave one of the most commendable performances I have yet heard from any bookcase system.

The general transient performance of the system was outstanding, for although I could hear the resonance characteristics in the 2-5 kHz region coming through on certain pieces of music, particularly on woodwind, clarinet and flute, on most other programme content the performance of the system closely mirrored that of my reference monitor system. There were small subjective differences in the sound but the performance was good and on much of the classical music, remarkable.

On violins the response was particularly good and on voice, which is one of the most critical tests of all, the performance was clean and the majority of the voices really sounded like voices.

In a word . . .

The Motet Mini-Monitor is the first shoebox-size system I have heard that does not really sound like a shoebox, and whilst not necessarily being a true monitor speaker gives one of the *most commendable performances from a miniature speaker system that I have yet heard*. More importantly, this is a performance which is belied by the size of the enclosure and the size of the drivers, with a power output and performance which is, to say the least, commendable. ●

AUDIOSOUND MOTET MODEL 8023 LOUDSPEAKER SYSTEM

Dimensions: 370 mm high, 239 mm wide, 270 mm deep

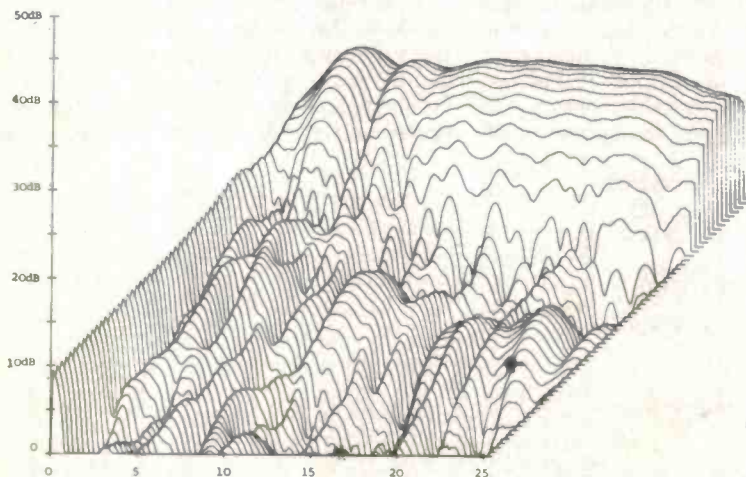
Weight: 7 kg

Price: \$329 pair, rrp.

Manufactured: In Australia by Audiosound.

Distributor: Audiosound, 148 Pitt Rd, North Curl Curl NSW. (02)938-2068..


Absolute copyright in this review and accompanying measurements is owned by Electronics Today International. Under no circumstances may any review or part thereof be reprinted or incorporated in any reprint or used in any advertising or promotion without the express written agreement of the Managing Editor.



LOUDSPEAKER DATA SHEET			
MEASURED PERFORMANCE OF AUDIOSOUND MOTET 8023			
SERIAL NO. 2243			
FREQUENCY RESPONSE:	45Hz - 20kHz		
CROSSOVER FREQUENCIES:	3kHz		
SENSITIVITY: (for 90dB average at 2m)	3.7 VRMS = 1.7 Watts (nominal into 8Ω)		
HARMONIC DISTORTION: (for 90dB at 2m)		100Hz	1kHz
	2nd	-24.4	-45
	3rd	-25.7	-52.3
	4th	-	-57.2
	5th	-34.5	-62.8
	T.H.D.	8.2%	0.63%
INPUT IMPEDANCE:	100Hz	25 Ω	
	1kHz	9.6 Ω	
	6.3kHz	10.4Ω	
	Minimum at 2.5kHz	8 Ω	

Forging new
frontiers in speaker
performance

Richard Allan



**top quality
English speakers**

The Richard Allen Power
Range is now available in
Australia.

MODEL	POWER HANDLING RMS WATTS	SENSITIVITY PEAK
Atlas 10	125	110
Atlas 12	125	110
Atlas 15	250	110
Atlas 18	250	108

Professional advice on all facets of speaker
design and construction available.
Come and inspect our unique
experimental speaker design
facility.



The
**ACOUSTIC
FOUNDRY** Hi Fi

56 King William Road, Goodwood 5034
(08) 2710276.

Please forward me further details
on Richard Allan speakers.
(Trade enquiries also welcome).
(Please include a note specifying area of interest)

NAME

ADDRESS

POSTCODE

**REACH FOR
RALMAR...**

**HOT TIPS
from JBC**



JX1 15 WATTS

Designed for small
printed circuits and
other precision work. Tip
temperature 380°C in 50 secs.



JX3 32 WATTS

Deluxe. Pistol action
solder feed. Ideal for
the hobbyist. Extra solder
reels readily available.



JX2 30 WATTS

For all electronic
work, repairs, assembly.
Tip temperature 380°C in 50 secs.

VARIOUS TIPS AVAILABLE FOR EACH MODEL

**DON'T BE A SUCKER
USE ONE!**

QUALITY DE-SOLDERING TOOLS

**JX13 STANDARD
SELF CLEANING
ACTION, TEFLON NOZZLE.**



**JX14 MINIATURE
IDEAL FOR IC'S ETC.
SELF CLEANING
ACTION TEFLON NOZZLE.**

TRADE ENQUIRIES...

N.S.W. Ralmar Agencies P/Ltd (02) 439 6566

Vic. Ralmar Agencies P/Ltd (03) 267 3028


S.A. Charles Harwood P/Ltd (07) 264 1118

QLD. Olbertz International P/Ltd (07) 261 1513

W.A. Bruce Ingram & Assoc. P/Ltd (09) 381 7777

TAS. George Harvey P/Ltd (003) 331 6533

RALMAR®




THE MARCH OF MUSICAL TIME...1877: Thomas Edison invents the first phonograph.

DREGS

NOW THAT the festive season is over and you're all recovering your wits, we thought we'd bounce back with another Dregs competition — hereinafter to be known as the 'Dregs Post Festive Season Competition'. The story goes like this:

Teledyne Acoustic Research of the US has developed a 'voice print computer' system that will analyse your speech and provide a printout, like that shown here.



Everybody's voice has a unique 'signature', just like your fingerprints. The voice print chart here is that of Teledyne's boss, Bob Berkovitz. We'll send a free copy of Circuits 3/Top Projects Vol. 5/Simple Projects Vol. 2/Test Gear Vol. 1 (pick one) to every entrant who can tell us what Bob Berkovitz said. (Clue: it's only one word and all the letters are contained in this clue).

Write your entry on the back of a sealed envelope and include your name and address below it. Send it to Dregs Post Festive Season Competition, ETI Magazine, 15 Boundary St, Rushcutters Bay NSW 2011. Entries must be post-marked no later than 31 January.

Double vision?

If you're surprised at the number of people these days who walk about with headphones on, listening to their Sony Walkman (or similar), you ain't seen nothing yet! The Dregs R & D laboratory is currently working on an invention that will make 'stereo to go' look like old-fashioned steam radio. Our lightweight VideoSpex will fit comfortably over your eyes and replace boring everyday scenery with your favourite TV programmes (or soft porn movies if you must). Signals are provided by a miniature receiver/recorder that clips on your belt or fits in your handbag, and displayed on a flat LCD matrix screen. So far, so simple. The real problem is with the optics, because human eyes can't focus closer than about 250 mm. A special lens system had to be developed which makes the screen appear to be a few metres away, while at the same time filling the whole field of view. Reckless volunteers who have tried out the system say the effect is fantastic,

better than wide-screen movies, especially as the focal length adjustment has been developed into a proper zoom facility. The zoom, together with a system for laterally displacing the image, lets you enlarge particularly interesting sections of the picture for closer scrutiny. Soft porn addicts find this feature very gratifying.

Dregs' scientists are sometimes as hidebound and unimaginative as anybody. They originally planned to have a single screen with sets of prisms that directed the image simultaneously into both eyes, but they eventually realised what an opportunity they were missing and are now frantically working to perfect a stereoscopic system. Results from crude prototypes with separate cassettes for each channel are astounding. Hitherto impossible visual effects can now be produced — objects rushing through the centre of your head and so forth. So next time you see someone opposite you on the train, wearing funny-looking dark glasses and ducking and twitching all the time, take a closer look. He may not be a mental defective and deserving of your sympathy; he may be a member of Dregs's evaluation team trying out a horror movie on the VideoSpex. Then again, maybe all of Dregs's staff are mental defectives deserving of your sympathy.



What is your turntable's "warp factor"?

You may not realize it but every record has some degree of warp. And no matter how slight, it can give your turntable fits.

Warp, along with off-centring, were the reasons why Sony invented Biotracer.

The continuously correcting action of the electronic Biotracer tonearm perfectly suspends the stylus in the record grooves with no tension resulting from the forces of gravity or lateral pressure.

Biotracer is featured on Sony's PS-X600 and X500 with the advantages of stifling low frequency resonance, expanding dynamic range and maximizing performance from any cartridge you use. Biotracer also suppresses peak tonearm resonance electronically within a range of 3dB.

The sole object of its design was to neutralize the effects of record warp and off-centring through microcomputer precision. Which Sony does with aplomb.



PS-X600

SONY
THE ONE AND ONLY

The average hi-fi designer versus the human ear.

The human ear forms part of a sound receiving system that outperforms the best audio equipment known to science.

Capable of interpreting a dynamic range of 120db or 10 octaves, it has double the capability of any man made electronic equipment.


The ear can discern direction, coloration and musical within a complex detail rendition of a 50 piece orchestra in a manner no electronic equipment is able to do.

It is, in short, a sophisticated piece of equipment that should represent the most stimulating challenge to any designer of audio equipment.

Unfortunately it's a challenge that's largely ignored. Which is why in most stereo



systems handling power and volume are substituted for subtlety and frequency response. Vector Research however is one of the few exceptions. Developed by a team of highly experienced audio engineers who



were tired of compromise, Vector Research represents a new standard in high fidelity excellence.

Discussing the Vector VRX 9000, *Stereo Review* states "The receiver surpassed virtually every one of its performance specifications... it sounds as good as it looks, which is saying a lot..."

High Fidelity states "a receiver with such sophisticated performance and functions demands attention." *Popular Electronics* on the Vector VCX 600 cassette deck, "Lower Flutter readings than those of the VCX 600 are hard to find..."

while not cheap, it affords excellent value." *Hi-Fi Buyer's Review* sums up.

"Vector Research is a newcomer to the audio scene, but if the VCX 600 is any guide, this company should be very successful."

If then you are an audiophile whose interest goes beyond famous names and shiny knobs then you owe it to yourself to learn more about Vector Research.

Dear V.R., In my book, beauty is in the ear of the beholder. Send me the test reports and the name of my nearest stockist.

Name _____

Address _____

Postcode _____

Keio International Pty. Ltd.
198 Normanby Road, South Melbourne 3205.
Telephone: (03) 643546.

KO40ET1

Vector Research. A fraction better than excellent.