

APRIL 1977

# electronics

**HI-FI**

**TODAY**

**INTERNATIONAL**

REGISTERED FOR POSTING AS A PERIODICAL, CATEGORY C

**COMPUTERIZE  
—AND BE  
DAMNED**

**DIGITAL LOGIC SYSTEMS  
HOW TO MEASURE POLLUTION**





# SONY'S answer

Superlative hi-fi doesn't come cheaply. The ultimate runs into four figures or even more. This Sony rig doesn't. Yet only the perfectionist would ask for better than this and even he mightn't tell the difference. Ask to hear, in combination, Sony's TA-1055 amplifier (23w/RMS per chl.), PS-5520 belt-drive turntable, the 3-speaker SS-7200 enclosures and the TC-134SD Dolby<sup>\*</sup> tape deck. They're Sony's answer to the quest for magnificent hi-fidelity at a three figure price.

<sup>\*</sup>Dolby is a trademark of Dolby Laboratories Inc.

**JACOBY**   
**KEMPTHORNE**

SYDNEY: 26 2651, MELBOURNE: 329 6866, ADELAIDE: 93 2338/9, BRISBANE: 44 4488, PERTH: 81 3422, LAUNCESTON: 25 322. Agents: CANBERRA: 47 9010, NEWCASTLE: 61 4991, FAIRY MEADOW: 84 8022.

# electronics TODAY INTERNATIONAL

APRIL 1973

Vol. 3 No. 1

## main features

- DIGITAL LOGIC** .....16  
*Characteristics of digital logic families – Brian Chapman explains*
- CMOS – LOGIC OF THE SEVENTIES** .....21  
*All indications point to CMOS as the successor to TTL*
- ELECTROSTATIC COOLING** .....36  
*Has Oscar Blomgren discovered a fundamental new principle?*
- SPEAKER COMPETITION RESULTS** .....40  
*Our readers rate the most important factors in speaker selection*
- IMPROVING BRIDGE SYSTEMS** .....49  
*Accuracy of strain gauge and other bridges improved by new techniques*
- COMPUTERIZE – AND BE DAMNED** .....51  
*Data may be potentially available – but is it there when you need it?*
- PROTECTING REED RELAYS** .....62  
*How to protect reed contacts from excessive voltage or current surges*
- TRANSDUCERS IN MEASUREMENT AND CONTROL** .64  
*In this article, Dr. Sydenham discusses pollution in its many aspects*
- RADIO ASTRONOMY FOR AMATEURS** .....88  
*In this concluding article, we describe how a complete system is used*
- THE STATE OF THE ART** .....96  
*Technological developments and achievements in amateur radio*

## projects

- DOOR MONITOR** .....59  
*Simple light-operated unit monitors doorways and passages*
- ETI MASTER-MIXER** .....78  
*Multi-input mixer/preamplifier has all facilities for professional PA use*

## product tests

- HEWLETT PACKARD CALCULATOR – MODEL 10** ...28  
*Tested on site in Arnhem Land – by Louis A. Challis and Associates*
- RECTILINEAR MK XII LOUDSPEAKERS** .....43  
*Three-way speaker system has a very pleasing and clean sound*


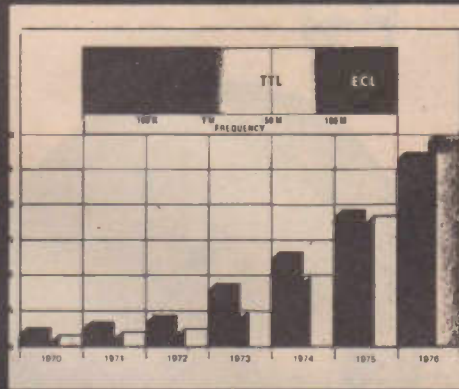

## reviews

REVIEWS – Classical, 111; REVIEWS – Pop, 115; BOOK REVIEWS – 109.

## news & information


NEWS DIGEST, 13, 14, 125, 126; EQUIPMENT NEWS, 98; COMPONENT NEWS 104; AUDIO NEWS 107; INPUT GATE (READERS' LETTERS), 120; SUPPLIERS GUIDE, 123; TECH TIPS, 123.

**COVER:** This ceramic work of art by Sylvia Halpern symbolizes transistor technology. It has been reproduced by kind permission of Fairchild.



Published by MODERN MAGAZINES (HOLDINGS) LIMITED, 15 Boundary Street, Rushcutters Bay 2011. Phone: 33 4282. Cables: MODMAGS SYDNEY. Managing director: Jules Feldman. Advertising director: Max Press. INTERSTATE advertising – Melbourne: Clarrie Levy, Suite 23, 553 St. Kilda Rd. (51-9836). Adelaide: W.J. Parkinson, A.C.P., 24 Halifax St. (8-4121). Brisbane: David Wood, Anday Agency, 11-14 Buchanan St, West End (44-3485) OVERSEAS – United Kingdom: A.C.P., 107 Fleet St., London EC4. U.S.A.: A.C.P., Room 401, 1501 Broadway, New York. Printed by Congress Printing Ltd., O'Riordan St., Alexandria. Distributors: Australian Consolidated Press. (\*Recommended and maximum price only.) COPYRIGHT.

# small speakers... GREAT SOUND



Here are the loudspeakers that make the Philips Quadreflect System the most exciting sound innovation of the seventies.

Illustrated are the tweeter (type AD0160/T8) and woofer (type AD7065/W8), just two examples of the imported Philips high-fidelity range.

Full details of all loudspeakers and enclosure designs available on request.

Write without obligation to ELCOMA, P.O. Box 50, Lane Cove, N.S.W., 2066 for your free 12 page booklet on the range of Philips loudspeakers.

## PHILIPS

## ELCOMA

ELECTRONIC COMPONENTS AND MATERIALS  
DIVISION OF PHILIPS INDUSTRIES LIMITED  
Sydney Melbourne Brisbane Adelaide Perth Canberra

*Collyn Rivers*  
Editorial Director

*Brian Chapman*  
Technical Editor

*Wendy Roy*  
Assistant Editor (Hi-Fi)

*Barry Wilkinson*  
Engineering Manager

*Clive Davis*  
Art Director

*Bob Izzard*  
Production Manager

*Howard Jenkins*  
Advertising Manager

*Terry Marsden*  
Advertising (Sydney)

*Clarrie Levy*  
Advertising Manager  
(Melbourne)

*Louis A. Challis*  
and Associates  
(Acoustical Consultants)

*Electronics Today International*  
Ryrie House  
15 Boundary Street,  
Rushcutters Bay 2011  
Tel: 33-4282

#### UK EDITION

*Shaun Kannan*  
Editor

*Alex Mellon*  
Advertising Sales

*Electronics Today International*  
Australian Consolidated Press,  
107 Fleet St., London, E.C. 4.  
Telephone: 01-353-1040

#### FRENCH EDITION

*Denis Jacob*  
Editeur

*Christian Darteville*  
Directeur de la Redaction

*Edouard Pastor*  
Directeur de la Publicite

*Electronique Pour Vous*  
International  
17, rue de Buci, Paris.  
Telephone: 633-65-43

# WHO SELLS THE GOODS?

FOR many goods, there is little justification for resale price maintenance — or restriction of retail sales outlets.

But in the latter case at least, such a policy is not invariably valid, and in our opinion the hi-fi industry represents just such an exception.

By its very nature, hi-fi equipment requires specialized marketing — and specialized after-sales service. At present — and indeed for the foreseeable future — this can only be satisfactorily provided by dealers who are conversant with the product, have the necessary technical knowledge and who are prepared to back these pre-requisites with adequate demonstration and servicing facilities.

There is of course no absolute guarantee that good service *will* be available from manufacturer appointed dealers — but it is a very rare exception when it isn't.

Until recently it was generally believed that the Restrictive Trade Practices Act limited the right of manufacturers to choose their own selling outlets, but a recent case, brought by Sydney Wide Stores Pty Ltd against Mikasa (Dinnerware) Ltd, has indicated that such selling outlet selection may in fact be perfectly legal.

No actual judgement was made at the hearing held before the Full Bench of the Commonwealth Industrial Court — because Sydney Wide withdrew their case. Nevertheless legal observers say that the withdrawal supports manufacturers seeking the right to appoint their own retail outlets — always providing resale price maintenance is not the test.

If manufacturers do in fact have this legal right to select their retail outlets — and do not abuse it by imposing unduly restrictive conditions — the average hi-fi buyer will almost certainly benefit.


There is little evidence to suggest that he will have to pay much (if any) more for his purchases, and he can be reasonably certain that specialized advice and after-sales service will be freely available. And if he is a knowledgeable purchaser and has no need of such facilities, then he is still free to make a deal on those terms.

*Collyn Rivers*



# WELL STACKED!

## 10 SM SWITCHES INCLUDING END PLATES STACK INTO LESS THAN 3½ INCHES



**Priced from  
\$1.46 per module.**

That's right! The new Birch Stolec Subminiature SM thumbwheel switches are *really* slim (.312") which allows you to stack more to the inch. A real bonus where panel space is at a premium. Output codes include 10-way decimal, 11-way decimal and 10-way binary. Production quantities can be manufactured with special codes, wheel markings and colours. These switches are rugged! In a recent test, a batch of Birch-Stolec Subminiature SM thumbwheel switches were tested and all were still working perfectly after more than 2.8 million detent operations.

We will assemble your SM thumbwheel switches with end plates, divider plates and blank bodies in any combination to your exact requirement. Panel mounting is a breeze. The whole SM thumbwheel switch assembly just snaps into your panel cutout. No special drilling or mounting hardware is required. Suitable edge connectors are available. Contact us now! We've got the best stacked thumbwheel switches in the business.



### **McMURDO (AUSTRALIA) PTY. LTD.**

*Head Office and Factory:*

17-21 Carinish Road, Clayton, Victoria. 3168. Tel. 544 3033  
N.S.W. 242 Blaxland Road, Ryde. 2112. Tel. 807 1944  
S.A. 346-348 Carrington Street, Adelaide. 5000. Tel. 23 1535

#### **AGENTS**

QUEENSLAND: Douglas Electronics Pty. Ltd. Tel. 97 8222, 97 8655. Walton Electronics. Tel. 38 5275. WESTERN AUSTRALIA: W. J. Moncrieff Pty. Ltd. Tel. 23 1194, 25 6140. A.C.T.: Electronic Components Pty. Ltd. Tel. 95 6811. TASMANIA: W. & G. Genders Pty. Ltd. Tel. 31 2511, 34 4311.

72/3/TS

# DOUGLAS

SELLS SOUND FOR LESS!

*...not just an idle statement, Douglas Trading want you to save money. Look at these examples...*



## AKAI 1720L

4 track stereo tape recorder

Complete with tape, spool and 2 microphones \* 4 track stereo/monaural recording and playback system \* 3 speeds \* Track selector \* Automatic Shut-Off; Pause control \* Tape cleaner \* Tone controls \* Speaker Switch

TOP QUALITY FOR ONLY

**\$185**



## AKAI X-2010

Stereo tape deck

Incomparable 3 motor crossfield head recording system. Automatic and Manual Reverse, Automatic Stop and Shut-Off, Pause Control. Two large VU Meters. Response: 40-22,000 Hz ( $\pm 3$ dB) at 7 1/2 i.p.s. 40-18,000 Hz ( $\pm 3$ db) at 3 1/4 i.p.s.

SAVE NOW AT JUST

**\$319**



## AKAI GXC 46D

HI-FI cassette stereo tape deck

\* Revolutionary GX head guaranteed for life \* Automatic distortion reduction system (ADR) \* DOLBY noise reduction system \* Epoch-making O.L.S. switch \* Amazing HI-FI response: 30-18,000 Hz at 58dB (with Dolby).

A SUPER SAVING!

**\$299**

\* POST YOUR CHEQUE OR ORDER TODAY!

**DOUGLAS for HI-FI sound**

185-191 BOURKE ST., MELBOURNE 63-9321

UNBEATABLE VALUE!



## AKAI GX 1900D

HI-FI reel/cassette combination stereo tape deck

\* Both way transfer \* Cassette to reel \* Reel to cassette \* GX wear-free head - lifetime guarantee \* Response: 30-22,000 Hz at 7 1/2 i.p.s. (reel) \* Response: 40-15,000 Hz  $\pm 3$ dB (cassette)

SPECIAL PRICE

**\$479**

# NEW PLESSEY

## 10" SPEAKERS

featuring new  
controlled fibre length  
cone technology



Plessey is proud to announce the first release of a completely new 10" high fidelity speaker series—and at the same time introduce a significant new technology for improved speaker performance. The new C100 woofer and C100X wide range speakers are the ideal choice for the hi-fi enthusiast who wants to move up from the 8" speaker range without incurring the extra cost and larger enclosures of the 12" speakers. With a cone area more than 1½ times that of an 8" speaker and the high performance characteristics of the new CFL technology, the new Plessey 10" speakers provide rich bass response and excellent overall performance.

### The CFL technology

CFL—"Controlled Fibre Length"—is a new advanced technique developed by Plessey for manufacturing speaker cones. The length of the fibre used in the cones is a critical factor in the final performance of the speaker. Both frequency response and speaker efficiency can be changed considerably by varying fibre lengths. With CFL, Plessey can now assert rigid control over the basic paper pulp used to felt the cones. Fibre lengths and pulp densities can be varied to meet specific requirements, resulting in cones with optimum resonance/efficiency combinations.

Plessey CFL cones provide better transient response, minimum distortion, smoother, richer bass, brighter top frequency performance and improved overall efficiency in the new Plessey C100 and C100X speakers.

Write to us for the technical résumé "CFL—A New Loudspeaker Technology"

### Plessey C100 woofer

This new 10" high fidelity bass speaker provides significant performance benefits in multi speaker applications. The curvilinear CFL cone with rigid apex produces a most satisfying rich bass, extended high frequency response and a valuable increase in efficiency. Full application details are available.

### Plessey C100X wide range

An excellent high efficiency 10" speaker providing superb sound reproduction over the full frequency range. The CFL cone adds richness to the bass, improves transient response and provides a brilliant top performance to satisfy the most discerning enthusiast.



### Enclosures

Full construction details for one, two or three way enclosures with suitable cross-over networks are available from Plessey Rola distributors, wholesalers or Plessey Rola direct.

### Specifications

	C100X	C100
Power handling	20 watts	20 watts
RMS*	RMS*	RMS*
Fundamental resonance	45 Hz	45 Hz
Voice coil diameter	1"	1"
Impedance	8 or 15 ohms	8 or 15 ohms
Frequency response	33 Hz—20 kHz	33 Hz—13 kHz

\*in Recommended enclosure



Look for the Plessey CFL stickers. The CFL mark is your guarantee of a speaker with exceptional performance characteristics.

**PLESSEY**  
**Rola**



**Plessey Rola Pty. Limited**

The Boulevard Richmond Victoria 3121  
Telephone 42 3921 Telex 30383  
NSW: PO Box 2 Villawood 2163 Telephone 72 0133

Distributors: N.S.W.: General Accessories, Lawrence & Hanson Pty. Ltd., Martin De Launay Pty. Ltd. Vic.: General Accessories, Lawrence & Hanson Pty. Ltd., Radio Parts Pty. Ltd. Qld.: General Accessories, The Lawrence & Hanson Electrical Co. (Qld.) Ltd. S.A.: General Accessories, Gerard & Goodman Pty. Ltd. W.A.: General Accessories, Atkins Carlyle Ltd. Tas.: W. & G. Genders Pty. Ltd., Homecrafts Tasmania. N.Z.: Plessey (N.Z.) Limited, Rata St., Henderson, Auckland.



# When you buy a TANDBERG tape recorder you get more than you bargained for.

Not only do you get a superb piece of precision equipment — you also invest in the Tandberg standard of reproduction . . . "sound reproduction indistinguishable from the original". You get long term reliability — continuing high fidelity performance — and the pleasure of owning a professional instrument made by one of Europe's most famous manufacturers. Some of your hi-fi friends will be envious — but that's the price you must pay for your extra taste and discrimination!

Probably the most popular Tandberg model is the 4041-X. It features the proven Tandberg Crossfield Head which provides wider frequency response, a superior signal-to-noise specification and more natural sound reproduction.

The Tandberg 40-41X is a complete stereo system, with built-in stereo amplifier and wide-range speaker systems.



## TECHNICAL SPECIFICATIONS

### Frequency Response:

7 1/2 ips — 40–20,000 Hz ± 2 db

3 3/4 ips — 50–16,000 Hz ± 2 db

1 7/8 ips — 50– 9,000 Hz ± 2 db

Signal-to-Noise Ratio: (7 1/2 ips).\*

60 db Quarter-track weighted

### Wow and Flutter:

7 1/2 — better than 0.07 % Weighted Peak

Heads: 4 precision-gapped, mumetal screened. One each for record, playback, erase and Crossfield (bias).

Speed Tolerance: Absolute tolerance ± 1.5 %.

Tape Speeds: 7 1/2, 3 3/4, 1 7/8 ips.

Motor: Asynchronous induction motor.

Transistors: 61 silicon planar and FET.

Pushbutton Controls: 2 each for selecting record and playback channels; start/stop/pause; normal/special mode.

Harmonic Distortion: From tape at 0 db record level less than 3 %.

Line Inputs: Stereo with built-in magnetic/ceramic cartridge selector.

Output Power: Max. 2 x 10W continuous sinus RMS

Bass Control: ± 15 db at 100 Hz continuous.

Treble Control: ± 15 db at 10,000 Hz continuous.

See and hear the Tandberg 4041-X at all franchised Bleakley Gray dealers. Listen and compare. Tandberg superiority is clearly evident when you witness a demonstration, when you instal your new Tandberg, and years later — after hundreds of hours of musical pleasure.

As we say, when you buy Tandberg you surely get more than you bargained for!

Price: \$690 inc. sales tax.\*

Bleakley Gray Corporation Pty. Limited,  
28 Elizabeth Street,  
Melbourne 3000.  
Please send me full technical information about the TANDBERG 40-41X and the name of my nearest Bleakley Gray franchised dealer.

NAME .....

ADDRESS .....

..... POSTCODE .....

\* The price is a recommended price only — trade-in valuations on your old equipment can make a world of difference!

BG-T-473

Australian National Distributors:

## Bleakley Gray Corporation Pty. Limited.

Head Office: 28 Elizabeth St., Melbourne, Vic. Tel. 63 8101\* Telex: 31904

Sydney Office: 177 Salisbury Rd., Camperdown, N.S.W. Tel. 519 5555.

Canberra Office: 25 Molongio Mall, Fyshwick, A.C.T. Tel. 95 2144\*

INTERSTATE REPRESENTATIVES: N.T.: Pfitzner's Music House, Smith Street, Darwin, Tel. 3801.

Adelaide Office: 301 South Terrace, Adelaide, S.A. Tel. 23 6219

Brisbane Office: 3 Prospect St., Bowen Hills, Qld. Tel. 52 7333

Perth Office: 27 Oxford St., Leederville, W.A. Tel. 81 4988

Tas.: K. W. McCulloch Pty. Ltd., 57 George St. east, Launceston, Tel. 2 5322.

# HIS HEARING IS BETTER THAN YOURS

*THAT'S WHY HE CHOSE*


# KOSS

The stereo headphone for  
the professional — now also  
available to you!

Be impressed, hear Koss headphones  
at the following Hi-Fi retailers . . .



ESP-9



PRO-4AA



KRD-711

## N.S.W.

**Autel Systems**  
20 Pittwater Road,  
Gladesville,  
89-0663.

**Audio Engineers**  
342 Kent Street,  
Sydney.  
29-6731.

**Magnetic Sound**  
387 George St., Sydney. 29-3371  
20 Macquarie St., Parramatta. 635-0830  
331 Princes Highway, St. Peters.  
519-5284

**Mastertone Electronics P/L.**  
824 Pittwater Road,  
Dee Why.  
982-2384.

## VIC.

**Douglas Trading**  
185-191 Bourke Street,  
Melbourne.  
63-9321.

## W.A.

**Alberts TV & Hi Fi Centre**  
282 Hay Street, Perth.  
21-5004.


## QLD.

**Brisbane Agencies Audio Centre,**  
72 Wickham Street,  
Valley — 2-6931.

# AUTEL SYSTEMS PTY LTD

SYDNEY'S LITTLE GIANT HI-FI CENTRE


## THREE OF OUR MOST POPULAR SPECIAL SYSTEMS



**JVC VN300**  
15 R.M.S. per channel  
High/Low filter. All  
facilities.



**DUAL 1214 TURNTABLE**  
Manual or Auto.  
Complete with  
Shure 55E Cartridge.



**JVC AUTEL SPEAKERS**  
8" 2 way - 25 watts  
R.M.S. 25 - 20 kHz


SYSTEM COMPLETE FOR \$339.00



**DUAL 1218, SHURE 91ED.**  
Cartridge. Professional  
quality making a  
perfectly matched  
system.



**TEAC AG 7000**  
80 watts R.M.S.  
per channel  
AM/FM Tuner -  
2 tape circuits.




**JBL** - Exact copies of  
the famous L55 speakers  
using JBL 5 + 2 speakers -  
unbelievable must  
be heard.

SYSTEM COMPLETE FOR \$1195.00



**MARANTZ 1060**  
Tested in excess of 40 watts/  
channel before clipping. Base,  
Treble, midrange control,  
Hi-Filters plus all facilities.



Large **ADVENT** speakers.  
Designed by the man who  
made A.R. speakers famous  
for reproduction.



**DUAL 1216 TURNTABLE**  
Plus Shure 55E  
Cartridge.

SYSTEM COMPLETE FOR \$639.00

# AUTEL SYSTEMS PTY LTD


20 PITTWATER ROAD, GLADESVILLE, 2111  
OPEN THURSDAY NIGHT



# The rave reviews keep coming...

"The Bose 901 is, indeed, one of the finest speaker systems it has ever been my pleasure to hear. I have lived with it now for several months, so that I am quite sure of what I say . . . it is the sound itself that remains paramount. The 901 is characteristically smooth. Everything is simply there . . . I urge that you listen for yourself. I think you will have to agree that Bose has, in a single giant step, produced one of the finest speaker systems ever made."

Larry Zide—American Record Guide—December 1969.



AUSTRALIAN DISTRIBUTORS  
**WEDDERSPOON**  
W. C. WEDDERSPOON PTY LTD  
193 Clarence Street Sydney 29 6681

Bose systems may be purchased from the following Australian dealers:

NSW: Sydney Hi-Fi Centre  
83 York Street  
Sydney, 2000

ACT: Homecrafts  
Petrie Street  
Canberra, 2600

WA: Leslie Leonard  
London Court  
Perth, 6000

VIC: Douglas Trading  
191 Bourke Street  
Melb. 3000

TAS: P. & M. Distributors  
87 Brisbane Street  
Launceston, 7250

QLD: Stereo Supplies,  
100 Turbot Street  
Brisbane, 4000

SA: Sound Spectrum  
33 Regents Arcade  
Adelaide, 5000

## 1. Norman Eisenberg—High Fidelity

"you feel you've made some sort of stereo discovery . . . if your own response to it is like ours, you'll be reluctant to turn it off and go to bed."

## 2. Julian Hirsch—Stereo Review

"all the room-filling potency of the best acoustic-suspension systems, combined with the tautness and clarity of a full-range electrostatic speaker . . . I have never heard a speaker system in my own home which could surpass, or even equal the BOSE 901 for overall 'realism' of sound."

## 3. Bert Whyte—Audio

"the illusion of an orchestra spread across the wall is uncanny . . . To hear a thunderous low 'C' organ pedal . . . or a clean weighty impact of a large bass drum is truly impressive . . . There is no doubt that the much-abused term, 'breakthrough', applies to the BOSE 901 and its bold new concepts."

## 4. Hi-Fi Buyers Guide

" . . . its over-all sound quality so clean that the listener is almost unaware of the electronics between him and the instruments . . . The sound? The 901 is very possibly the only speaker to date to pour forth in true concert hall fashion."

## 5. Stereo & Hi-Fi Times

"but the proof of the pudding inevitably is sound. And it is here that the BOSE 901 stands clearly away from the crowd . . . What a lovely sound those speakers produce! . . . Listen to Columbia's 'Carmina Burana' on this speaker and hear what a chorus should sound like! . . . these speakers provide a quality that is not to be matched."

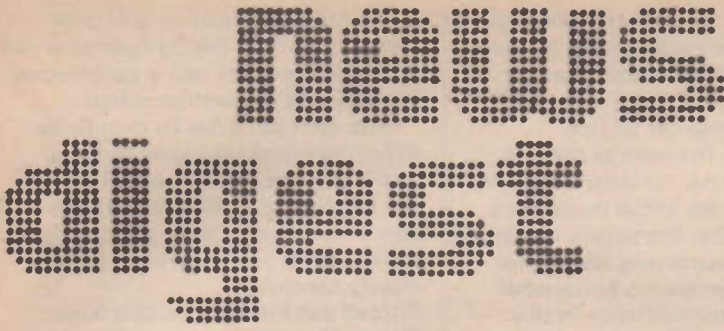
## 6. Elementary Electronics

"conclusion. The BOSE 901 speaker system delivers the most natural stereo sound, creating the illusion of being in a concert hall, with a uniformity of frequency response and freedom from distortion that is unbelievable, particularly if the listener takes into account the physical size. It is our opinion that this is the speaker system to own, regardless of price, if one wants the ultimate in listening pleasure."


Your inquiry will bring you complete reprints of these unprecedented reviews and a list of franchised BOSE dealers in your area. Ask your dealer for an A-B comparison of the BOSE 901 with the best conventional speakers—regardless of their size or price. Then, go back to your present speakers—if you can.

You can hear the difference now.

# BOSE



## APO TEST ELECTRET MICROPHONES



Greater voice clarity, longer life and a saving of millions of dollars in operating costs are the objectives of extensive tests by the Australian Post Office of new types of telephone microphones.

Known as active microphones, they are intended to replace the carbon microphone in use in most of the world's telephones. Because of its inherent high distortion, the carbon microphone has become the limiting factor in improving the quality of the whole telephone service.

The search for a better, low-cost microphone is part of continuing research by Post Office engineers who want to improve telephone instruments to the point where they will require no service calls during an average 12-year life.

In an attempt to discover an alternative long-life, low-cost and high fidelity microphone, designers followed two courses, both of which took advantage of the availability of a cheap electronic amplifier small enough to fit in the microphone case.

Amalgamated Wireless (Australasia)

Ltd. has developed a new type, the electret active microphone.

An electret, the electrical equivalent of a magnet, is essentially a piece of insulating material which will retain an electric field almost indefinitely.

The foil electret used in the microphone consists of a piece of special plastic film between the surfaces of which is a permanent electric field. Mr. Mototara Eguchi; a Japanese Professor of Physics is credited with having made the first electret. A.W.A. scientists have invented a new process to produce electrets with life expectancy of more than 1000 years.

The electret microphone developed by A.W.A. has similar properties and performance to a ceramic active microphone under test and will also be field-tested by the Post Office. In laboratory tests, the electret active microphone has given superior performance over long distances.

Coupled with a new telephone circuit designed by Post Office engineers, the active microphones should reduce the use of expensive heavy-gauge cable thus saving huge capital outlay on new installations.

## BETTER CONTROL OF VEHICLE FLEETS

A method of automatically feeding back to a central control point precise information on the position of buses along a given route has been developed in Britain, and is at present under trial by a major British fleet operator.

The method, developed by Moore Reed & Co., of Walworth Industrial Estate, Andover, Hants., can be used equally well for other types of vehicle fleet and is expected to improve efficiency of operation, particularly at periods of peak traffic.

To operate the system, a continuous counting device, driven from a vehicle's gearbox, provides a read-out directly proportional to the distance travelled. Data are encoded and transmitted by radio to a central control point where the vehicle's position, together with that of all others under the system, can be shown on a visual display.

In the trial fleet, encoders are driven by means of a common take-off from the speedometer drive. Another method is to 'tap in' the device to the gearbox. In this case, the design of the unit's gear assembly ensures that maximum continuous input speed does not exceed 600 rpm.

The Vehicle Monitoring Encoder requires an input of 10 V to 30 V and can operate at ambient temperatures from minus 5°C to plus 85°C. Together with its reduction gearbox it is housed in a cast-aluminium case with all joints and bearing housings sealed for maximum protection from dirt and water. Total weight of the assembly is about 4 lb. (1.8 kg).

Design of the unit is claimed to be such that no maintenance is required before about 200 000 miles (321 850 km) — or about five years' operation.

## COMPUTER CHIEF WARNS CITY

More shocks in the computer industry were forecast by the head of Britain's largest independent computer service company.

Speaking to the press following the opening of the computer industry's biggest trade show, Computer 72, Bryan Mills, joint Computer Director of the CMH Computer Management Group, warned the industry that they were misleading their customers. Mr. Mills also predicted the collapse of yet more major companies in the service bureau sector and advised shareholders to get out quickly while they still have time.

'We at CMG are concerned with the introspective attitude that persists in the computer industry,' Bryan Mills began.

'And I feel it is pertinent to make this point very strongly today on the

opening of Computer 72 here at Olympia. This is purely a trade show for the computer industry. If businessmen believe they will learn something from it, they are only fooling themselves. A businessman wants his problems solved — all he will find at Olympia is a confusing display of techniques and hardware.

'Unfortunately the mystique of computers has not been dissipated' Mr. Mills continued. 'The majority of businessmen do not understand them. As a result so-called computer professionals wield a vast amount of power within a company by their control of the computer department.'

'It is estimated that 80 per cent of the computer installations in the UK are being run inefficiently. Yet one continues to see commercial organisations taking on computers, whose annual running costs exceed their normal profits.'

'This kind of empire building has also led to the creation of pseudo computer service bureaux, created as a spin-off from a company's data processing department. Some of these operations are being financed by Britain's largest public quoted companies.'

'Shareholders in companies who have computer bureau subsidiaries should start asking questions. Often the real picture — that of an organisation which is milking its parent — is buried

in the accounts. Soon these computer service companies will start to be shut down; they cannot be subsidised for ever.

'Running a computer service company is just the same as running any other business — it should become profitable after the initial investment. The trouble is that the bureau industry has not been around long enough for financial management to know what makes a company profitable in this market. They have to accept the advice of their computerised whizz kids.'

Concluding, Bryan Mills stated; 'Computer service bureaux represent a market in Britain approaching £70 million a year. Yet few people realise that less than 25 per cent of the companies in this industry are really profitable.'

## PRINTED COIL KIT

A kit containing all the necessary components for the production of prototype printed coil transformers and inductors is now available from Plessey Windings.

Using the kit, a development engineer can produce for himself a compact, lightweight and highly stable printed coil which fulfils the requirements of his individual circuit.

The kits are designed to cover both the RF and AF ranges and, once the engineer has developed his transformer or inductor using the kit, Plessey Windings can manufacture the identical coil in production quantities at competitive prices. Automated production facilities ensure both quality and speed of manufacture.

The printed coil principle, developed by Plessey engineers, enables a small,

stable, high specification coil to be assembled within the confines of a small pot core. The coil is constructed from a series of identical spirals.

Since each spiral has its own finite inductance, leakage inductance and distributed capacitance (all of which can be accurately determined), the sum of these parameters making up the complete inductance can be very closely controlled.

Printed coil kits are available from: Plessey Ducon (Components), Christina Road, Villawood, N.S.W. 2163, Australia.

## SHOCK REPORT

Most people have experienced the uncomfortable effects of static electricity when, for example sliding across the seat of a car and getting out, or walking across a carpeted floor and opening a door.

These electrostatic discharges from a person are not felt unless the body potential is 1500 volts or more. The Australian Defence Standards Laboratories (DSL) have been examining the problems of charges on insulated persons, since the energy involved can be as high as 200 microjoules — quite enough to ignite hydrocarbon-air mixtures (typically requiring 200 microjoules) or set off explosives (0.2 microjoule) or interfere with computer programs.

Nowadays, most people are well insulated because of the widespread use of synthetic materials for the soles of shoes, which can have resistances as high as  $10^{12}$  ohms. Socks make very little increase

*(Continued on page 125)*



# Sonab

## Dealer of the Month

Talk to **STEVE ECKLAND** at  
**BRISBANE AGENCIES AUDIO CENTRE**


72 WICKHAM STREET, FORTITUDE VALLEY, QLD.  
TELEPHONE: 21-9139

**When second  
best is not quite  
good enough....**



**think of Sweden...and Sonab**

# DIGITAL LOGIC-

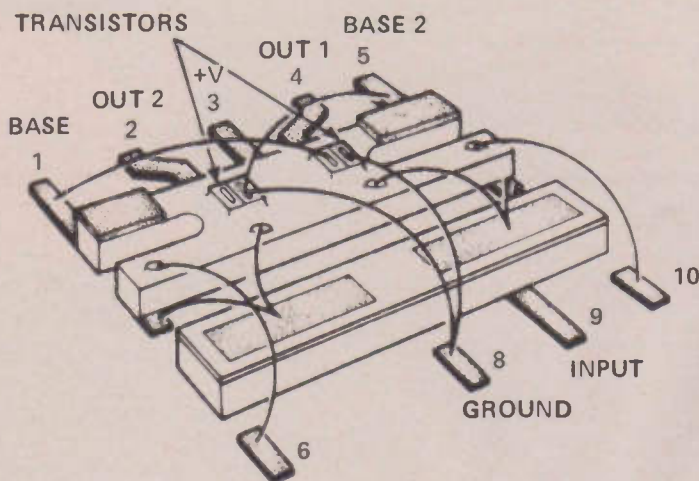


PITY the poor beginner in electronics these days — new components and new techniques are radically altering equipment design. In fact the total body of electronic theory is doubling almost every 15 years, and the exponential rate at which new applications are being found for electronics, in domestic as well as commercial fields, is making it difficult for even electronic whizz-kids to keep up-to-date.

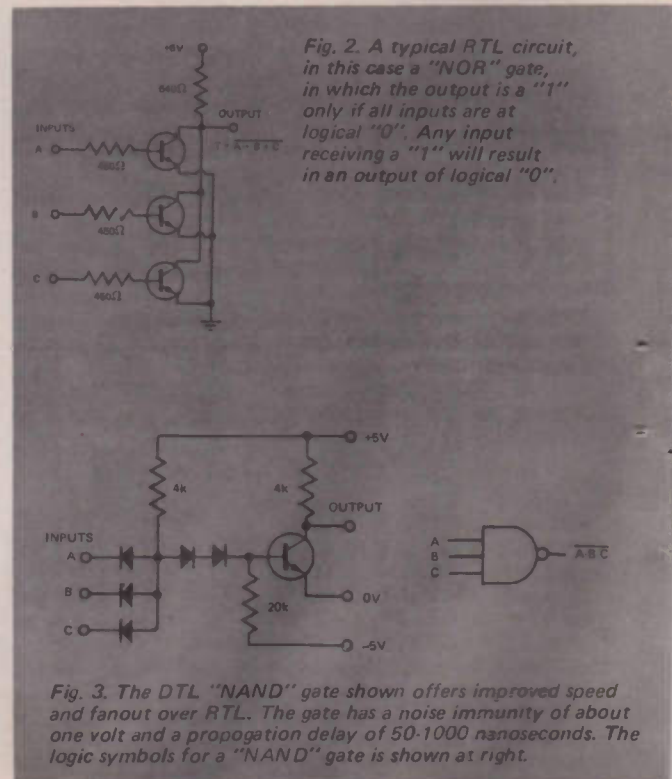
Nowhere is this more evident than in the field of integrated circuitry. No sooner has one become used to a particular IC technology — than another one appears. We are sure that a lot of our readers are feeling a little dazed by it all, and in an effort to reduce their bewilderment, we have produced this summary of developments in the field of digital logic.

In the 1950's, the American aerospace industry was getting into gear for the space race and urgently required miniaturized, low-weight circuitry for rocket-borne instrumentation and control equipment. In

*This erasable read-only memory from National Semiconductor is a fine example of large-scale MOS integrated circuitry.*



*Fig. 1. The first integrated circuit developed by Texas Instruments in 1959 used the "mesa" process. The device is a flip-flop and was the forerunner of the Resistor-Transistor Logic family.*



*Fig. 2. A typical RTL circuit, in this case a "NOR" gate, in which the output is a "1" only if all inputs are at logical "0". Any input receiving a "1" will result in an output of logical "0".*

*Fig. 3. The DTL "NAND" gate shown offers improved speed and fanout over RTL. The gate has a noise immunity of about one volt and a propagation delay of 50-1000 nanoseconds. The logic symbols for a "NAND" gate is shown at right.*



# a summary

The development and characteristics of digital logic families — Technical Editor Brian Chapman reports.

1957, in response to this need, Jack S. Kilby of Texas Instruments invented the first integrated circuit, for which he received the National Medal of Science in 1969.

## WHAT IS AN INTEGRATED CIRCUIT?

This question is perhaps best answered by the Electronic Industries Association definition: "An integrated circuit is the physical realization of a number of electrical elements inseparably associated on, or within, a continuous body of semiconductor material to perform the functions of a circuit." That is, the IC contains on the one chip of semiconductor, all the resistors, capacitors, diodes and transistors necessary to implement a particular circuit function.

## THE FIRST IC'S

The first integrated circuit used the 'mesa' process (see Fig. 1). The transistors were formed on small raised areas called 'mesas' produced by etching away unwanted material. The other components were mounted on small pieces of silicon and connections were made by gold bonding-wires to complete the circuit. Operation of this circuit was not entirely satisfactory, and it was not until the invention of the planar process, by Fairchild, that the IC success story began.

The planar process is a technique of manufacturing semiconductors or integrated circuits in which a mask is used to restrict the diffusion of dopant (i.e. the impurities that make transistor action possible) to those areas required for the transistor or diode structure. The etching stage, to isolate devices as in the 'mesa' process, is thus not required.

## RESISTOR-TRANSISTOR LOGIC-RTL

The first logic family to be evolved using the planar process was Resistor-Transistor Logic, commonly known as RTL. RTL contains resistors and transistors, only, and requires a supply of from 3.0 to 3.6 volts. A typical RTL NOR gate, shown in Fig. 2, consists simply of a number of transistor switches in parallel. This logic family is economical to use, provides easy system design and interface with discrete components, and has a high speed/power product. Some of its main disadvantages are: the resistors consume a lot of chip space, thus preventing the integration

of complex functions; noise immunity to transients and RF pickup etc. is low, and the gate fanout is low. i.e. only three to five gate loads can be connected to each gate output before performance is affected.

Circuit operation depends on resistor values, and current hogging can occur if the resistors are not all equal.

In spite of all the above disadvantages, RTL circuits found rapid acceptance in 1960/61, and because of their low price, are still used in some applications today.

## OTL LOGIC

The next major logic family which was developed is known as Diode-Transistor Logic, DTL. The devices of this logic family contain diodes as well as resistors and transistors. Initial devices were integrated forms of discrete component design — such as shown in

*Fig. 4. A TTL positive NAND gate using a multi-emitter transistor in the input stage has same noise immunity and speed as DTL but propagation delay of only 13 nanoseconds permitting speeds up to 20MHz.*

Fig. 3. Later devices replaced the input diodes by transistors. This reduced the input current requirement and hence allowed much higher fanouts. Similarly, a double emitter follower in the output stage of DTL logic devices increases the output current capability, and, because of the lower output impedance, lowers the noise pickup on output lines.

Typical DTL logic has reasonable power dissipation, speeds of about 4MHz for a flip flop, and a propagation delay of around 25 nanoseconds per gate. The disadvantages of DTL are low noise immunity, especially in the high state where the input impedance is high, rapid change of voltage thresholds with temperature, speed slowdown with capacitive loading and lower speed than many other logic families.

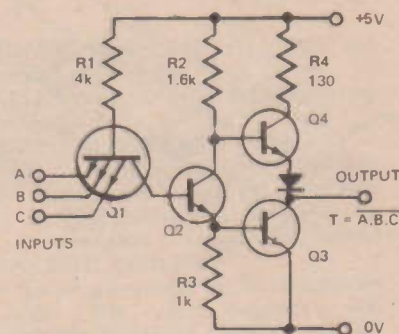
Nevertheless DTL, which requires a supply of 5.0 volts, has all the advantages of RTL plus ease of interface with TTL (see following) and a relatively high fanout, of around 10.

## HTL LOGIC

A variation of DTL logic which is still widely used is HTL, High Threshold Logic. This logic family is designed for high noise immunity and uses Zener diodes in the input lines. A supply of 15 volts is used and power dissipation is consequently much higher. Principle application of these devices is in industrial equipment or environments where high noise levels are encountered. It has the added advantages of stable operation over large temperature changes and is easily interfaced with other discrete componentry such as relays and amplifiers etc. The disadvantages are inevitably higher cost and higher power dissipation than conventional DTL.

## TRANSISTOR-TRANSISTOR LOGIC - TTL

TTL is basically another form of



DTL but is notable for having achieved more popularity than any other logic form to date. It has higher speed and greater driving capability than DTL, and indeed has the highest speed of any saturated logic. (Saturated logic transistors never operate in linear mode, they are either saturated, or cut off.) The flip-flop toggle rate of 20MHz and a propagation delay of 10 to 15 nanoseconds satisfies many computer applications and hence, as a result of large volume sales, TTL is available from practically every manufacturer at very low cost. Again, because of acceptance by the computer industry, there is a wide range of complex functions available, making system design a relatively easy task.

The TTL gate is an excellent example of how economical circuit improvements which would not otherwise be practical with discrete components become possible with integrated circuit technology.

A typical TTL gate is shown in Fig.

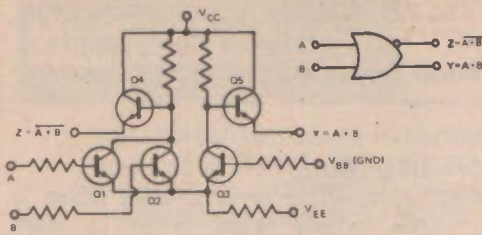


Fig. 5. The basic ECL gate configuration. High-speed performance results from the non-saturation operation of high  $F_t$  transistor current switches.

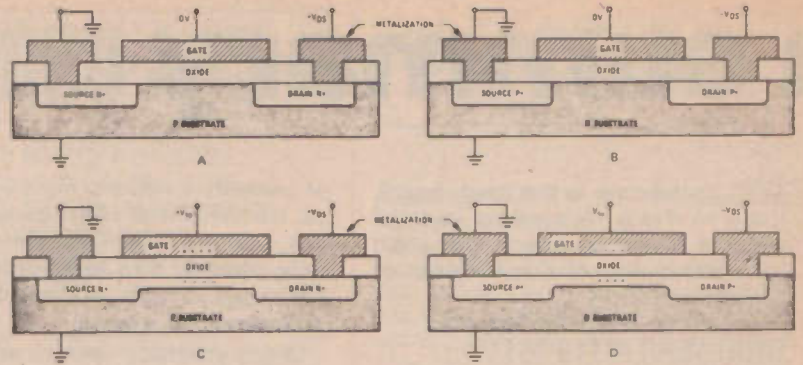


Fig. 6. (A) N-channel MOSFET in the "OFF" condition. (B) P-channel MOSFET in the "OFF" condition. (C) N-channel MOSFET in the "ON" condition. (D) P-channel MOSFET in the "ON" condition.

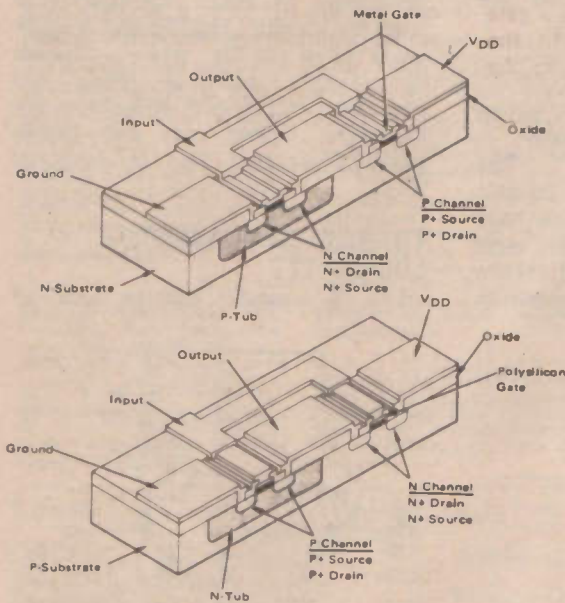


Fig. 7. Two basic processes of CMOS fabrication

(A) The aluminium metal gate process begins with a "P" tub diffusion and an N type substrate. In this tub the  $N^+$  sources and drains are deposited to form the N-channel device of a complementary pair.  $P^+$  sources and drains are located directly in the substrate to form the P-channel device. (b) The silicon gate process differs considerably from the metal gate process. First, an N-type pot, or tub, is used in a P-type substrate. This is exactly opposite to the metal gate arrangement. Secondly, a layer of polysilicon gate oxide replaces metal as the gate electrode. The polysilicon gate layer not only provides for the self-alignment of source and drain during production, but, also lowers the switching threshold of the MOS transistors themselves.

4. This differs from the DTL gate primarily in that the input transistors are replaced by one multi-emitter transistor. This is a simple device to produce in integrated form as the emitter area is small with respect to the base area, and in fact up to eight emitters can be connected to the base of a single transistor. This arrangement gives slightly superior performance to that of DTL in that the transistors provide a small gain. But of far greater importance is that input capacitance is reduced because the transistors are fabricated into a far smaller area. Leads are much shorter and have less inductance, and therefore higher speed is possible.

The action of the circuit is as follows: Referring to Fig. 4, grounding any one or more of the emitters of Q1 will turn Q1 on and Q2 off. This in turn, turns Q4 on and Q3 off resulting in a logic "1" output. However, if no input is grounded the reverse will apply, and the output will be at logical zero. As TTL uses a +5 volt supply, the level for logic "1" will be  $V_{cc}$  less

$V_{ce}(\text{sat})$  of Q4 plus the forward voltage drop across the diode and the drop across R4. Thus the logic "1" level is of the order of 3.3 volts. In the logic "0" state, the output voltage is  $V_{ce}(\text{sat})$  of Q3 and is of the order of 0.6 volts.

The diode in the circuit plays an important role. Firstly assume that Q3 is turned on. The base of Q3 will be  $V_{be}$  above ground and the collector of Q2 will be  $V_{\text{sat}}$  of Q2 plus  $V_{be}$  of Q3 above ground. Hence there will be a  $V_{be}$  potential applied between Q4 base and output and Q4 could possibly remain on. The diode is inserted to ensure that Q4 cannot be on at the same time as Q3.

The fan out of TTL is about 10 and the noise immunity is typically one volt. Various manufacturing techniques may be employed to increase speed, such as gold bonding or the incorporation of Schottky diodes on the chip. However TTL is still not fast enough for today's third generation computers.

Considerable care in layout and mechanical design is required because of TTL's relatively high speed coupled with its sensitivity to noise. Additionally, TTL tends to generate switching transients that can cause system problems unless adequately suppressed. Although larger functions may be integrated into one package with TTL than with any previous technology, the degree of integration is not high enough for the reliability and space requirements of the new generation of equipment. The main limitation is the power-dissipation limits of the package and large scale integration must look to other technologies in the future.

#### EMITTER-COUPLED LOGIC - ECL

ECL is a high speed logic which is sometimes known as current-mode logic, CML. The main difference between this and the other forms of logic discussed previously is that it operates in a linear mode, i.e. it is non-saturating.

The input stage of ECL, see Fig. 5, is a differential amplifier and the logic therefore has higher input impedance than other forms. Additionally emitter

follower type output stages, Q4 and Q5, allow driving 50 ohm transmission lines direct. It's chief advantage is, of course, high speed — 100 MHz or more but it has high power dissipation, is sensitive to noise, suffers speed degradation with capacitive loads and, because of its  $-5.2$  volt (typically  $V_{cc} = 1.32V$ ,  $V_{ee} = -3.2V$ ) supply requirement, is awkward to interface with other logic. Typical logic levels are 400 mV for logical "1" and  $-400$  mV for logical "0".

### MOS TECHNOLOGY

All the logic systems previously discussed are based on conventional transistor techniques and are hence known by the collective term "Bipolar" logic. The term bipolar arises because the operation of a conventional transistor depends on the movement of both majority and minority carriers.

There is another major logic technology based on the field-effect transistor (FET) and, in particular, the insulated-gate FET (IGFET), the basic structure of which is shown in Fig. 6.

We are concerned here only with IGFETs. These may be constructed as "N" channel or "P" channel devices and may operate in the 'enhancement' or 'depletion' modes. We will consider firstly the operation of an "N" — channel device. The drain and source regions are  $N^+$  areas in a P-type substrate. Normally there is a high degree of isolation between drain and source — approximately 5000 megohms at 10 volts. When the gate is made positive relative to the substrate, electrons are attracted to the boundary between the silicon and the oxide layer in the region under the gate metallization. If the gate is made sufficiently positive, enough electrons are attracted to the area to reverse the surface conductivity from P to N. This provides a low resistance type-N path from drain to source and the device is turned "on" see Fig. 6c. The gate potential that turns the device on is called  $V_{to}$ .

For P-channel devices, the action is the same but all the polarities are reversed. In other words, when the gate is driven negative relative to the substrate by  $V_{to}$ , there is a low resistance P-channel path from the P-type source to the P-type drain.

In the operation just described, the application of a gate voltage increased channel conduction. Devices such as this where the inversion layer is created or enhanced by the application of a gate voltage of the same polarity as the drain are said to be Enhancement Mode devices.

Similarly, where the conductivity of the inversion layer is depleted

Type	Symbol (Note 1)	Bias of Drain (Note 2)	Bias of Gate Cut-off Condition	Bias of Gate Conducting Condition
N-Channel Depletion		Positive	Negative	Positive
N-Channel Enhancement		Positive	Zero	Positive
P-Channel Depletion		Negative	Positive	Negative
P-Channel Enhancement		Negative	Zero	Negative.

Table 1. Characteristics of the four basic Field-Effect Transistor structures D = drain, G = gate, S = source. Biases shown are those required for normal operation and are measured with respect to the source.

(reduced) by the application of a gate voltage of polarity different to the drain, the devices are said to be operating in Depletion Mode.

Most conventional MOS devices are constructed as "P" channel enhancement mode devices and such logic is usually known as PMOS.

A comparison of the various FET types used in logic is given in Table 1.

The electrical characteristics of the MOSFET are:—

(1) Under normal operating conditions with  $V_g$  equal to zero, an external drain-source voltage produces a reverse-biased junction between the drain and the substrate. The source-drain resistance is, therefore, very high and any leakage current in the absence of a gate turn-on voltage is only of the order of nanoamperes.

(2) Since there is no dc current path between the gate and any other element of the MOSFET, the dc input resistance of the device is high. Typical dc input currents are of the order of a few picoamperes so the loading effect of the device is negligible. The impedance to ac is governed by the input capacitance, normally a few picofarads, and this places a practical limit on the number of devices that

can be driven from a single driver whilst maintaining reasonable speed.

(3) From the structure of a MOSFET it may be seen that all current flow is restricted to the gate area encompassed by the source and drain. Therefore in an integrated circuit incorporating a number of MOSFET devices, no isolation between devices is required. Hence the chip area required for MOS circuits is very small in comparison with equivalent bipolar circuits.

(4) The MOSFET structure requires no critical diffusions or spacing. Hence the MOSFET is an easy device to manufacture in integrated form, much more so than bipolar devices. The yield is therefore high and fabrication costs are low.

The above characteristics make the MOSFET an ideal device for LSI circuits where circuit speed in the low nanosecond range is not required.

### CMOS JOINS THE FIELD

A new MOS technology is now challenging TTL for market leadership. Called Complementary Metal-Oxide-Semiconductor logic (CMOS), this latest option is designed to have extremely low power dissipation, making it especially useful

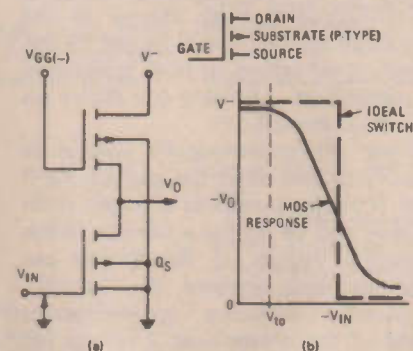


Fig. 8. Typical PMOS inverter circuit using a fixed-bias MOSFET as a load (a) typical transfer characteristics curve of the inverter circuit compared to the response of a perfect switch (b).

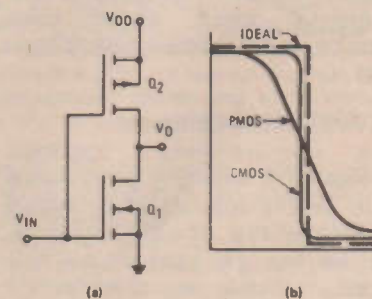



Fig. 9. Typical inverter circuit with P and N-channel MOSFETs connected in complementary symmetry. (a) Characteristic curves. (b) CMOS curve closely approaches ideal switch.



An example of emitter-coupled logic (ECL) large-scale integration (LSI) from Motorola. The device is the MC 10181, a 4 bit Arithmetic Logic Unit/function generator housed in a 24 pin DIL package.

for remote applications where power is scarce. But its other attributes, including high noise immunity, high fan-out, full power-supply logic swings, and the ability to accept a wide range of power supplies will ensure its success in the market place.

One parameter in which CMOS does not distinguish itself is speed. For the time being, therefore, the faster logic families, such as ECL and TTL, are safe from encroachment, at least in applications where high speed is a prime consideration. Moreover, the still limited number of available functions inhibits widespread implementation. Over the long haul, however, CMOS has all the features required to make it a strong competitor.

Some of the features of CMOS are attributable directly to the basic MOS transistor structure while others are the result of, or are enhanced by, the use of MOSFETs in complementary symmetry. For example, the MOS transistor structure inherently has a very high input impedance, thereby eliminating dc fan-out restrictions and providing low power dissipation. The use of CMOS provides an even greater reduction in power dissipation as well as greater speed, greater noise immunity, and full power supply logic swings.

### MOS AND CMOS Compared

How complementary operation improves MOS switching performance can be readily appreciated by noting the characteristics of various types of MOS inverters. For example, a simple inverter utilizing an enhancement mode, P-type MOSFET and a load resistance consisting of another MOSFET is shown in Fig. 8. The use of a MOSFET in place of a conventional load resistor is

particularly beneficial since a resistor requires far more chip area. Thus, for a given circuit complexity, MOS provides considerable cost savings by increasing the number of circuits on a wafer.

For an input voltage,  $V_{in}$  between ground and  $V_{to}$  transistor  $Q_s$  is "off", so the output voltage,  $V_o$  approaches the  $V_-$  state, as indicated by the transfer characteristics curve. As the input voltage is made more negative, transistor  $Q_s$  begins to conduct as  $V_{in}$  reaches  $V_{to}$  (threshold voltage), and for further increases of  $V_{in}$ , the output voltage is reduced. Note, however, that for a fixed MOSFET load resistance  $V_o$  can never reach zero because the resistance of  $Q_s$  never reduces to zero, regardless of the value of  $V_{in}$ . In fact, its saturation resistance is substantially higher than that of bipolar transistors. Therefore, the total output voltage swing is always less than the supply voltage  $V_-$ .


When both P-type and N-type field-effect transistors are available, their connection in a complementary configuration, Figure 9, results in far more satisfactory performance. In this type of connection, the signal is applied simultaneously and in phase to both transistors. A little reflection will reveal that when the signal value is zero, the N-channel MOSFET,  $Q_1$ , is off, while the P-channel device,  $Q_2$ , is on. Under this condition, the output voltage is very nearly the full supply voltage. When the gate voltage goes high (positive), transistor  $Q_1$  is turned on while  $Q_2$  is turned off. This causes  $V_o$  to go virtually to zero because the current flowing through  $Q_1$  is the leakage current of  $Q_2$ , which is very, very low. (The resistance of a MOSFET in cutoff is approximately 5000 megohms, resulting in a leakage current of less than one nanoampere.)

In Fig. 9b the transfer characteristic curve for the complementary circuit is shown in comparison with that of a single-ended circuit. Observe that in addition to a much wider voltage swing, the slope of the complementary circuit curve is much steeper in the transition region. This is caused by the input signal acting on both transistors in opposition — turning one device on and the other off.

Since the power-supply voltage is usually greater than the sum of the P and N device threshold voltages, both devices will be on for a portion of the transition region. If the devices are well matched, however, the "circuit" threshold will be approximately one-half the power supply voltage for any supply used, as shown in Fig. 10. The resultant, near ideal, transfer characteristic provides noise immunity approaching one-half the power-supply value.

	POWER DISSIPATION mW/GATE	PROPAGATION DELAY nsec	DC NOISE IMMUNITY ΔV	DC LOADING FACTOR	LOGIC SWING V	
mWRTL	65*10 <sup>5</sup> †	27	100	4	1	
RTL	19/5	12	100	5	1	
DTL	11	30	1000	8	2.8	
TTL	54/74	10	1000	10	3.3	
	500/400	15	1000	15	3.3	
	2100/2000	22	6	1000	11	3.3
HTL	3100/3000	22	6	1000	10	3.3
		44/13	110	6.5	10	12.5
MECL	1	37	7	250	25	0.8
	2	40	4	250	25	0.85
	3	60	1		HIZ LoZ 70 7	0.9
CMOS	0.0001 DC	50	45% OF $V_{DD}$	very, very high -500	up to 20 depending on supply V	

Table II. Specifications of main logic families.



The MCM 1131 from Motorola is a preprogrammed character generator used for displays. It stores 64 characters each for 35 bits (5 x 7 dot matrix) in the ASC11 code used by teletype machines. This chip is constructed with metal gate, High Threshold P-channel MOS (PMOS).

### CMOS PROCESSING

Complementary circuits have traditionally offered higher performance than single-ended designs, providing that the positive and negative polarity transistors can be well matched. But, whereas high-performance NPN transistors are readily obtained with standard bipolar technology, it has proven quite difficult to produce monolithic PNP devices with equal degrees of logic freedom and performance. Fortunately, the fabrication process for complementary MOS transistors is far less formidable than for complementary bipolar devices, so that CMOS is a practical reality today.

The complementary MOS processing sequence, together with the resulting structure, is shown in Fig. 7. The starting substrate material is lightly doped N-type silicon that serves as the substrate for the P-channel devices. The first process step is to diffuse a lightly doped P-type area or tub that will serve as the substrate for the N-channel devices. This is followed by the  $N^+$  and  $P^+$  source-drain diffusions and lastly by the gate oxidation process. The  $N^+$  and  $P^+$  source-drain diffusions also produce the channel stops shown in the diagram. These

serve to eliminate parasitic leakage paths that might be created by a positive or negative voltage on metalization passing over lightly doped P- or N-type substrate areas.

All of the processing is easily controlled and there are none of the critical diffusion steps (such as base-width adjustments) that are normally encountered in bipolar processing. As a result, processing is readily adaptable to automated techniques.

The complementary operating principles discussed for the inverter are easily adapted to more complex logic circuits, and CMOS has proved to be ideal for the fabrication of LSI devices.

Functionally, the basic capability of these devices is compared with similar specifications of some well known bipolar logic lines in Table 2. In many respects, the performance of CMOS circuits are unmatched. They have:

- (1) Standby power in the nanowatt region
- (2) High noise immunity, typically close to  $\frac{V_{DD}}{2}$
- (3) Full power supply logic swings, from 0 to  $V_{DD}$
- (4) The ability to operate from a single supply over a wide range of values, (4.5 to 20 volts).

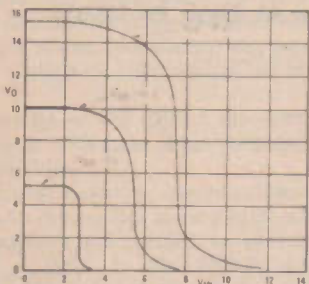


Fig. 10. Transfer curves of Motorola MC2597 dual NAND gate shows nearly symmetrical operation of CMOS for various power supply voltages.

In terms of speed, CMOS devices, when lightly loaded, are comparable with RTL, DTL, and the slower families of TTL. Thus, they are substantially faster than standard PMOS circuits. But, although capable of large dc fan-out to other CMOS circuits, there is a practical ac limitation in that complementary circuit speed is more influenced by current and capacitive loading than are bipolar circuits.

There is little doubt that sales of CMOS will surpass that of TTL by 1975 and supplant it as the logic system in most common use. ●

**BIBLIOGRAPHY** "Another logic option for system designers" by Frank Barone, Bernie Schmidt — Motorola.



Layout of CMOS process masks is considerably enhanced by this coordinate digitizer machine. It is a convenient, efficient method for converting the designer's signal routing plan into data that a computer can understand and follow.

# CMOS Logic of the seventies



All indications point to CMOS as the successor of TTL. This report by Jim Wiggins, Marketing Manager Motorola Semiconductor Products (Australia).

over 40 functions, with others claiming custom capability.

These indications of product maturity, coupled with extensive market research programs that project a potential world market upward of US \$200 million within the next half decade, have prompted manufacturers to invest heavily in the CMOS up and coming technology. With strong commitments to research and development and production capacity, manufacturers expect to aid the industry in the early implementation of CMOS products, as well as provide assurance of a steady and reliable source of supply.

## Advantages and Features of CMOS

1. The lowest power dissipation of any logic form developed so far, thus lowering cost and permitting battery operation of equipment.
2. Excellent noise immunity that


**COMPLIMENTARY** Metal Oxide Semiconductor Logic (CMOS) Technology will emerge as the major logic within the next few years.

Already it has undergone its trial period, with sales of off-the-shelf products rising at an exponential rate. The initial metal-over-silicon process has been supplemented with a laboratory proven silicon-gate technique that will soon add an impressive new low power dimension to available off-the shelf products.

Already several manufacturers have announced standard product lines of

**"... (The Dynaco A-25)  
has established a  
new standard of performance  
in uncolored, natural sound."**

THE HI-FI NEWSLETTER (P.O. Box 539, Hialeah, Fla. 33011)



**"... you'll have a  
hard time buying  
more musical  
naturalness  
at any price."**

THE STEREOPHILE (Box 49, Elwyn, Pa. 19063)

The critiques from these hobbyist magazines have unusual merit as these publications accept no advertising. Their comparative evaluations are funded solely by the subscriptions of ardent audiophiles.

The A-25's sound quality is a direct consequence of its smooth frequency response, outstanding transient characteristics, and very low distortion. Its aperiodic design (virtually constant impedance over its range) provides an ideal load so any amplifier can deliver more undistorted power (and thus higher sound levels) for a given speaker efficiency.

Uniformity of impedance also makes the A-25 the best choice for adding two new speakers to an existing stereo setup using the Dynaco system\* for four-dimensional reproduction. In this way, true "concert hall sound" can be enjoyed with a standard stereo amplifier.

See and hear two additional Dynaco models, the A10 and A35 with markedly similar sonics and closely matched characteristics at your Dynaco dealer now. Together with the A25, these models represent the finest value available today.

*FOR YOUR NEAREST DYNACO DEALER. WRITE OR PHONE*



JERVIS AUSTRALIA PTY. LTD.  
P.O. Box 6, Brookvale. N.S.W. 2100

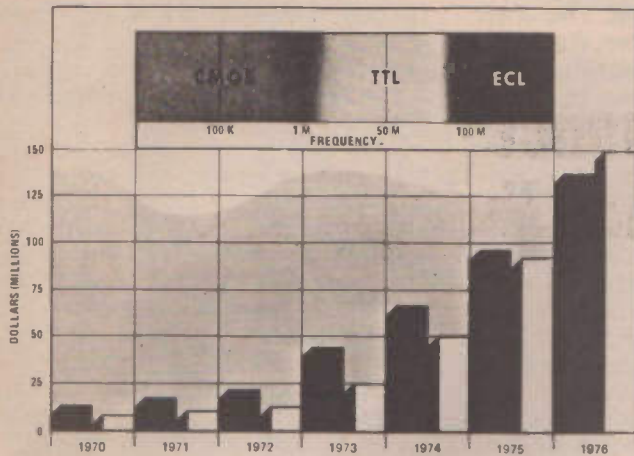
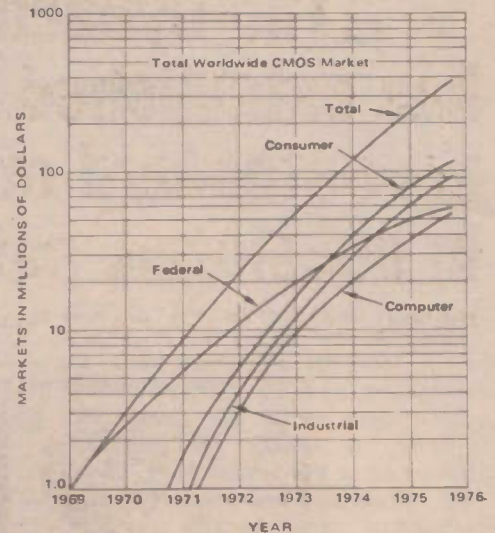


Fig. 1. — The wide dominance of TTL in the digital logic field is being seriously threatened. As seen in the frequency graph at the top of the figure, both CMOS and ECL are pushing into areas previously covered by TTL. In the bar graph portion of the figure the erosion of TTL's market dominance is depicted. Here, within the half decade, both CMOS and ECL market dollars are projected to bypass TTL.

LEGEND  
 TTL ECL CMOS

Fig. 2. The expected distribution of CMOS devices in the market place.



increases with increased supply voltage immunity of up to 45% of supply voltage is possible.

3. Operation over very wide supply voltage range (1.2 volts to 18 volts). The technique requires only a single positive supply rather than the dual supplies required with some previous MOS.
4. Has packed density greater than bipolar technology, resulting in lower cost MSI and LSI functions.
5. Has lower output impedance than PMOS thus simplifying interfacing with saturated bipolar logic.
6. Generates very low noise and exhibits slow rise and fall times which simplifies system layout design rules.
7. Operates over wide temperature extremes with minimum performance degradation.
8. Very high input impedance results in the highest fanout of any logic form.
9. Logic swing is between power supply and ground.
10. Propagation delay is faster than PMOS and speeds will soon approach those of TTL.

### The Economies of CMOS

Complementary MOS logic is a medium-speed logic expected to compete strongly with TTL and DTL families at frequencies up to 25MHz. Although it has a significant number of application advantages over bipolar logic forms, the competitive issue in the area of applications overlap is likely to centre on systems cost. In this category, CMOS is a strong competitor for the following reasons:

1. CMOS power dissipation is normally two to three orders of magnitude lower than the power required to drive bipolar logic. Accordingly, it permits the use of larger chips with greater packing densities, without exceeding the

thermal limitations of the package — and without the need for expensive cooling methods. This affinity for large-scale integration is one of its principal cost-saving advantages.

2. CMOS processing is inherently simpler and less critical than TTL and DTL, thus promising higher yields for circuits of equal complexity.

Hence, within the next few years, medium-speed CMOS, in conjunction with high speed ECL, is expected seriously to challenge the overwhelming dominance that has been enjoyed by TTL Logic. (see Fig 1).

But the appeal of CMOS logic is far greater than the mere replacement of bipolar or other forms of MOS circuits. Primarily, it is in the development of new markets for which other forms of logic are not suitable. This is evident from the expected distribution of CMOS sales, which differs substantially from that of bipolar logic among the various markets. The projected distribution shown in Figure 2 indicates Motorola's

estimates of the CMOS future on the world scene.

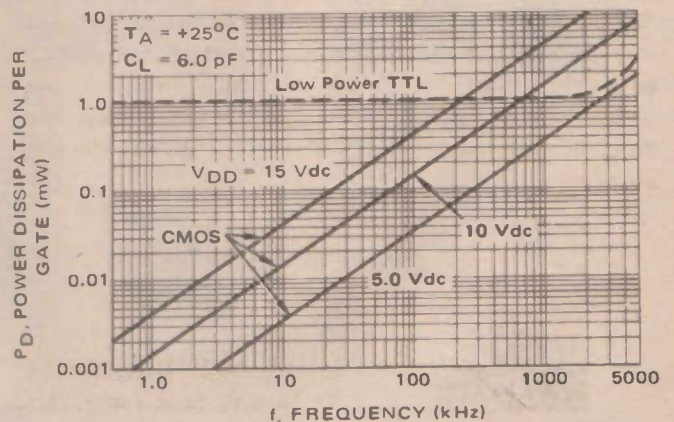
One of the interesting considerations emerging from this graph is the very strong projected penetration of the huge consumer market, where logic circuits have no usage at present. This is primarily due to the large expected use of CMOS in watches and clocks, and in various automotive safety and control devices that are now under active consideration. The consumer market, appliance controls and even the toy market are new areas of applications to be invaded by logic circuits.

In addition to the power saving feature, CMOS offers other advantages that result in low-cost system implementation. These advantages include:

- ... Single power supply operation
- ... Operating voltage ranging from 1 volt, for some silicon-gate circuits, up to 18 volts for standard products.
- ... High noise immunity, (30% of power supply)
- ... Extremely high CMOS to CMOS fanout ( 50).

(Continued overleaf)

Fig. 3. Comparison of gate-power dissipation for Low Power TTL and CMOS shows superiority of CMOS.



NOTE: Unused inputs connected to  $V_{SS}$

## Comparing CMOS with Bipolar Logic

There are several parameters that require discussion when comparing CMOS and TTL. First is the power supply voltage range. CMOS functions are operational over a wide range of power supply voltages. CMOS supply voltages can range from three to 18V, while TTL is generally limited to about 4.75 to 5.25V.

The second significant characteristic is power dissipation. Because of the extremely high off-resistance of MOS transistors, the dc current drain of a complementary MOS inverter approaches zero — as compared to 0.2 milli-ampere for a low power TTL inverter. If CMOS and TTL are compared at the system level, CMOS will out perform low power TTL by a substantial margin, because only parts of the system operate at high speeds at any given time. A CMOS system typically dissipates two to three orders of magnitude less power than low power TTL. (See Figure 3). CMOS transfer characteristics represent a very close approximation to an ideal switch. If multiple devices are stacked in series as shown in Figure 4, the transfer characteristics are shifted slightly, depending upon the number of inputs that are active. In the threshold region, all active devices are turned on slightly, giving a resistive divider effect that reduces device source-to-drain voltage and shifts the effective threshold slightly. This effect is illustrated in Figure 4.

Also note the dotted line that indicates supply current versus gate input voltage, at higher supply voltages the MOS devices are operating at lower

impedance levels when switching through threshold, therefore the instantaneous power dissipated is a function of input voltage. This effect contributes to the ac power dissipation of CMOS but is normally small compared to the ac power dissipation caused by the charging and discharging of load capacitors. (Fig. 4 gives a comparison CMOS-TTL gate characteristics.)

CMOS presently has two limitations in comparison to TTL. One is speed of operation. The theoretical maximum frequency of operation of MOSFETS is in excess of 1GHZ, the limiting factor is the parasitic capacitance of junctions and substrate. By eliminating this capacitance, CMOS circuits will be able to operate at speeds near 100MHz and techniques for doing this are presently being developed by the semiconductor industry. Possibilities for solving this problem include silicon on sapphire/spinel, and ion implantation. The second disadvantage is that CMOS output impedance is not as low as that of TTL. This is not a problem on the chip, due to the very high impedance of CMOS, but can be a problem in driving off the chip devices. The lower impedance of silicon gate CMOS and CMOS/bipolar technology will be able effectively to eliminate this problem.

## Is 1973 the right year for CMOS?

Complementary metal oxide semiconductor (CMOS) circuits have been available in quantity since 1969. A number of vendors have entered the CMOS field since 1971 resulting in an influx of both new devices and second

sources to the marketplace, especially during the last year.

"Is 1973 the right year to go CMOS?" Perhaps rephrased, the question could be put, "Is it now economically feasible to design systems with CMOS integrated circuits?"

Before any system design can be economically implemented with IC's, the proper mix of device types, to construct the system, must be available to the designer. The large variety of TTL functions (over 125 different types), coupled with availability from multiple vendors, created the proper environment for economical system designs using bipolar technology. Is CMOS at that crossroad today so that it too will emerge as an economical digital logic family?

To answer this multi-pronged question, we must first consider how many functions are needed to implement a complete system, and what the cost trade-offs are compared with other approaches. Although each "system" is separate and unique in its device requirements, Motorola has found that a typical digital IC system contains about 16 different device types. Obviously, more than 16 device types are needed to cover a wide range of systems, but how many more? Twenty-five? Thirty? Actual analysis of E.I.A. sales figures shows that over 85% of all TTL sales are concentrated in less than forty device types.

One might conclude then, that since the designer has available today a similar group of over forty CMOS functions, a "proper mix" of CMOS logic devices is available today. In other words, there should be no major design restraints today because of lack of proper CMOS logic functions.

As suggested earlier, the answer to the CMOS design question involves both the availability of the proper devices and the proper economic trade-offs. What are these economic considerations? To answer this question one merely has to examine the virtues of CMOS. What does it

## The 1972 McMOS Family

MC14000, 14500 Series		FUNCTION		MC #	
FUNCTION	MC #	FUNCTION	MC #	FUNCTION	MC #
	AL/CL		AL/CL		AL/CL
<b>GATES</b>					
Dual 3-Input NOR plus Inverter	14000	<b>DECODERS, LATCHES</b>			
Quad 2-Input NOR	14001	BCD/Decimal Binary/Octal Decoder	14028	4-Bit Full Adder	14008
Dual 4-Input NOR	14002	Dual 4-Bit Latch	14508	Triple Full Adder (Positive)	14032
Dual Pair and Inverter	14007	BCD to 7 Segment Latch/Decoder/Driver	14511	Triple Full Adder (Negative)	14038
Quad 2-Input NAND	14011	4-Bit Latch, 4-16 Line Decoder-Output Active High	14514	ALU (7418) Type Look Ahead Carry Block	14581
Dual 4-Input NAND	14012	4-Bit Latch, 4-16 Line Decoder-Output Active Low	14515	<b>DATA ROUTING FUNCTIONS</b>	
Triple 3-Input NAND	14023	<b>COUNTERS</b>			
Triple 3-Input NOR	14025	Decade Counter/Divider	14017	8-Channel Data Selector	14512
Triple Gate	14501	12-Bit Binary Counter	14040	4-Bit AND/OR Select	14519
Expandable AOI	14506	BCD Up/Down Counter	14510	<b>MEMORY</b>	
Quad Exclusive OR	14507	Binary Up/Down Counter	14516	64 Bit Random Access Read-Write Memory	14505
Dual 5-Input Majority Logic Gate	14530	Dual BCD Up Counter	14518	<b>SPECIAL FUNCTIONS</b>	
<b>BUFFERS</b>					
Hex Inverter/Buffer	14009	Dual Binary Up Counter	14520	Quad Analog Switch/Quad Multiplexer	14016
Hex Buffer	14010	Programmable BCD Divide-by-N 4-Bit Counter	14522	BCD Rate Multiplier	14527
Strobed Hex Inverter	14502	Programmable Binary Divide-by-N 4-Bit Counter	14526	Dual Monostable Multivibrator	14528
<b>FLIP-FLOPS</b>					
Dual Type D Flip-Flop	14013	<b>DATA ROUTING FUNCTIONS</b>			
Dual JK Flip-Flop	14027	8-Channel Data Selector			
<b>SHIFT REGISTERS</b>					
18-Bit Shift Register	14006	4-Bit AND/OR Select			
Dual 4-Bit Static Shift Register	14015	<b>MEMORY</b>			
8-Bit Static Shift Register	14021	64 Bit Random Access Read-Write Memory			
8-Bit Static Bus Register	14034	<b>SPECIAL FUNCTIONS</b>			
Quad 64-Bit Static Shift Register	14517	Quad Analog Switch/Quad Multiplexer			
		BCD Rate Multiplier			
		Dual Monostable Multivibrator			
		Dual 4-Channel Analog Data Selector			
		12-Bit Parity Tree			

Table 1. Motorola's line up of standard device functions available at the end of 1972. Many more are promised for release in the current year.



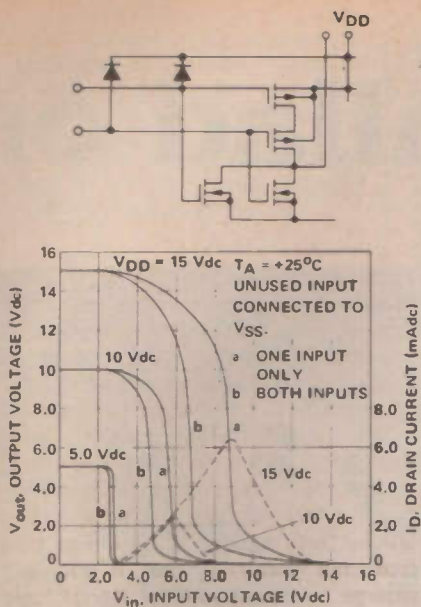


Fig. 4. The schematic of a CMOS two-input NOR gate and typical dc voltage and current transfer characteristics.

offer that is unique? Basically, there are three main advantages to CMOS: ultra low power; very high noise immunity; and wide operating voltage ranges. How then do these attributes create a favorable economic picture for CMOS?

Let's look at system power costs. A typical cost for a commercial system power supply could be \$1.00 per watt of delivered power. To understand the

significance of this power cost, consider that three MSI bipolar functions consume about one watt, or 33c per function for power supply costs. As CMOS elements only consume microwatts of power (1 watt would power about 50 CMOS devices) the cost per function would be only 2c, a dramatic difference.

A small-system bipolar design using a 5V/15 A supply would as a result cost about \$75 for just the power supply alone. The same system using CMOS would probably run on 10V/150mA, which could be implemented with a low cost IC regulator for a few dollars. Where do these "lost" dollars go in a bipolar design?... They are swallowed-up by the cost of large filter capacitors, big heat sinks, hefty 15 or 20A transformers, power-draining cooling fans, and large power transistors. Eliminating these parts highlights another inherent advantage of CMOS — space savings!

Other system savings that help make CMOS an economic reality today are: single-sided PC boards (no need for exotic ground planes); no bypass capacitors (slow rise and fall times); smaller PC boards (more complex functions in CMOS); single power supply operation (CMOS operates at any voltage from 3V to 18V depending upon system need, for instance, 15V for hybrid analog/digital systems); and finally space savings (since CMOS runs cool to the touch it

can be packaged in high densities without the need for forced air cooling).


Clearly, there must be both a rapidly growing market for CMOS as well as a number of suppliers building that market. A look at Figure 1 shows recent Motorola CMOS market projections for the coming half-decade.

As for the suppliers in the great CMOS standard product race, the list now includes in addition to Motorola (with 47 devices announced or introduced) RCA, Solid State Scientific, Solitron, Hughes and National. Other major semiconductor vendors have so far limited their CMOS commitment to custom LSI devices. However, they too cannot afford to ignore a potential \$210 million dollar market, and may soon be making their product plans known.

The question we started out to answer was, "is 1973 the right year for CMOS?" The overwhelming weight of evidence shows that the right number of complex functions are available today; there are multiple vendors in the business; system economics favor CMOS; and, finally, that the market growth figures all clearly point to 1973 as the pivotal year for CMOS. Thus, 1973 is the right year for new system design with CMOS — "The Logic of the Seventies."

Acknowledgements: R.P. Komatz Motorola Semiconductors.

## More Sinclair Products for the Electronic Constructor




### Super IC-12 High Fidelity Monolithic Integrated Circuit Amplifier

A 22-transistor unit with high power, lower quiescent consumption, specially designed built-in heat sink (no other heat sink needed), full output into 4, 5 or 8ohms, works on any voltage from 6 to 28 volts without adjustment and compatible with Project 60 Modules. With the addition of only a few external resistors and capacitors the Super IC-12 makes a complete high fidelity audio amplifier suitable for use with pick-up, FM tuner, etc.

#### SPECIFICATIONS:

Output power: 6 watts RMS continuous (12 watts peak)  
 Frequency response: 5Hz to 100kHz  $\pm$  1dB  
 Total Harmonic Distortion: Less than 1% (Typical 0.1%) at all output powers and all frequencies in the audio band  
 Load Impedance: 4 to 15ohms  
 Power Gain: 90dB (1,000,000 times) after feedback  
 Supply Voltage: 6 to 28 volts (Sinclair PZ.5 or PZ.6 power supplies ideal)  
 Input Impedance: 250kohms nominal  
 Quiescent Current: 8mA at 28 volts  
 Sizes: 22 x 45 x 28 mm including pins and heat sink




### Z.30 Twenty Watt High Fidelity Amplifier

A power amplifier of advanced design, having a fantastically low distortion level of 0.02% at maximum output and all lower outputs. Nine silicon epitaxial planar transistors are employed in circuitry which enables the Z.30 to operate from any voltage from 8 to 35 without adjustment and from any power supply.

Applications: Hi-fi amplifier, car radio amplifier, record player amplifier fed directly from pick-up, intercom, electronic music and instruments, P.A., laboratory work, etc. Full details for these and many other applications, are given in the manual supplied with the Z.30.

**SPECIFICATIONS:** Power Output: 15 watts R.M.S. (30 watts peak) into 8ohms using a 35 volt supply, 20 watts R.M.S. (40 watts peak) into 3ohms using a 30 volt supply. Output: Class AB.  
 Frequency response: 30 to 300,000Hz  $\pm$  1dB  
 Distortion: 0.02% total harmonic distortion at full output into 8 ohms and at all lower output levels.  
 Signal-to-noise Ratio: Better than — 70dB unweighted.  
 Input sensitivity: 250mV into 100ohms.  
 Damping factor > 500.  
 Loudspeaker Impedances: 3 to 15ohms  
 Power requirements: From 8 to 35 volts d.c. (the Z.30 will operate ideally from batteries if required).  
 Size: 3 1/2" x 2 1/4" x 1/2"



### Z.50 Forty Watt R.M.S. (80 Watt Peak) High Fidelity Power Amplifier

Designed for applications requiring higher output power than the Z.30. The maximum supply voltage is raised to 30 volts and the output power is 40 watts continuous R.M.S. into 3 or 4ohms and 30 watts continuous into 8ohms. The Z.50 is otherwise identical to the Z.30. In design and specification, the increased power being obtained by using much higher current power transistors used well within their rated limits.

### PZ.8 Power Supply Unit

45 volts power supply unit for use with Z.50 amplifiers. Available with or without mains transformer.

For further obligation-free information and technical literature on Sinclair products, cut out coupon and post to your nearest Goldring Office.

Name: \_\_\_\_\_  
 Address: \_\_\_\_\_

# sinclair

A DIVISION OF GOLDRING ENGINEERING

N.S.W.: 26-28 Rickaby St., Mascot. Tel. 669-6088  
 Vic.: 142 Pelham St., Carlton. 3053. Tel. 347-5177  
 Qld.: 35 Balclutha St., Wollongabba. 4102. Tel. 01-4972  
 S.A.: 76-78 McLaren St., Adelaide. 5000. Tel. 23-3488  
 A.C.T.: 19 Molonglo Mall, Fyshwick, A.C.T. Tel. 95-8248  
 W.A.: 32 Northwood St., Leederville. 6007. Tel. 84-998

# Late night ballad or



Relaxing late at night calls for soft lights and subdued music. So you need a system that will reproduce for you in true high fidelity all the high, mid range and bass sounds in their correct relationship for civilised nocturnal aural enjoyment . . . even though they're toned right down to baby sound levels for soothing background effect.

A swinging party could just need plenty of sound power . . . for dancing or background music . . . and yet not overstretch the budget.

Kenwood gives the right system . . . on both counts.

**KENWOOD** . . . with its range of stereo amplifiers, turntables and speakers—and now 4-channel decoders for addition to your existing system—gives you *all* the options you need to create *your* sound just how you want it.

*the sound approach to quality* ———



## **KENWOOD**

N.S.W.: 215 North Rocks Rd., North Rocks 2151.  
Tel.: 630 7400. A.C.T.:  
Assoc. Scientific Sales  
Pty. Ltd., 29 W'gong  
St., Fyshwick 2600.  
Tel.: 95 9138, VIC.: 30  
Kerr St., Fitzroy 3065.

TAS: Lawrence & Hanson Pty. Ltd., Hobart, Launceston & Burnie.

**JACOBY  
MITCHELL**

Tel.: 41 7551. S.A.: 652  
South Rd., Glandore 5037.  
Tel.: 93 6117. QLD.: 2  
Wren St., Bowen Hills  
4006. Tel.: 52 8266.  
W.A.: 622 Newcastle  
St., Leederville 6007.  
Tel.: 28 5725



# PATIO PARTY



**LEFT**—This system comprises units to give the ultimate in sound. The KA-6004 amplifier has exceptional stability over the entire frequency range of 20 Hz to 20 kHz . . . from ultra low range to far above the limit of audio frequency. Delivers up to 40 watts per channel. KP-3021 turntable offers really smooth operation auto play, return, repeat and stop—saves your discs, too. KL-777 bowline 6-speaker enclosures reproduce anything in clear sound without distortion. Tone selector for soft, clear or normal. The ultimate in speakers. \$1,110 approx. RRP.

**RIGHT**—For the swingers, good sound for any party. The KA-2002 stereo amplifier is compact and good looking outside and all silicon transistorised inside for ear-raising sound performance. Tone controls to suit room acoustic conditions. The KP-2022 stereo turntable has smooth, even turntable rotation with auto-return and auto-cut mechanism to obviate disc or stylus damage . . . with soft-as-a-feather tone-arm action. The KL-2090 bookshelf speakers have remarkable bass response. Can also be wall-mounted vertically or horizontally. Most attractive price. A together a sound setup to please partygoers. \$420 approx. RRP.

You need to hear as well as see . . . because with Kenwood you can tell the quality by the sound. Ring any of the phone numbers listed for informative literature and location of your nearest Kenwood Sound Centre.





# Hewlett Packard Calculator -Model 10

**electronics**  
TODAY  
INTERNATIONAL  
**product test**

Tested on site in Arnhem Land  
by Loujs A. Challis & Associates

HEWLETT PACKARD started as a very small company. It has since grown to be one of the largest manufacturers of professional electronic equipment in the world. The range of equipment manufactured by Hewlett Packard is vast. It covers everything from voltmeters to specialised processors for engineering, acoustics, biological studies, medicine — in almost every research field in which electronics is used.

The company's philosophy is to supply complete integrated systems (rather than a specialised range of

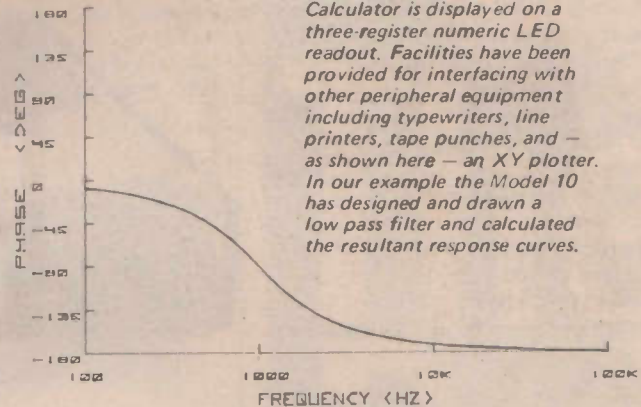
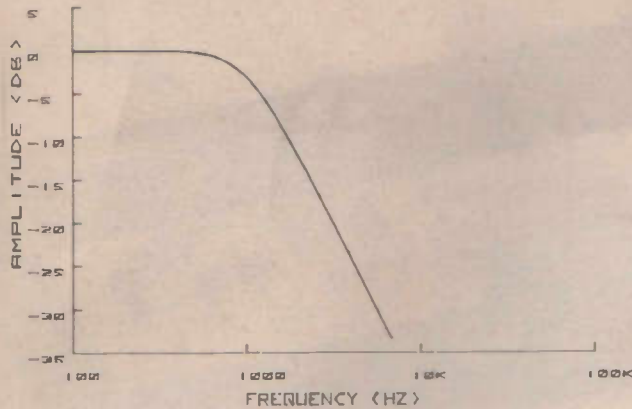
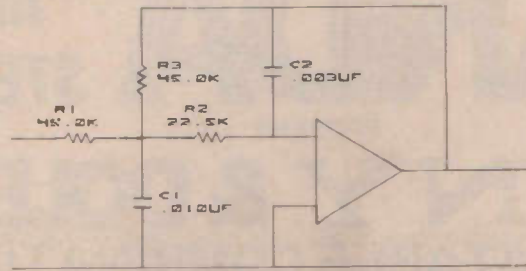
individual instruments) which the user accumulates and fits together.

As systems became more complex and required a computer to control the many functions, Hewlett Packard entered this field also and developed a line of computers and calculators. Again, they concentrated on supplying an integrated system for each purpose. Here, we review one instrument from this line, the 9810 Programmable Calculator, Model 10.

Historically, the early valve computers were monsters which filled a large room. Yet by to-day's

## LOW PASS FILTER

HEWLETT PACKARD  
SYSTEM 9810



Data from the Model 10 Calculator is displayed on a three-register numeric LED readout. Facilities have been provided for interfacing with other peripheral equipment including typewriters, line printers, tape punches, and — as shown here — an XY plotter. In our example the Model 10 has designed and drawn a low pass filter and calculated the resultant response curves.

standards, these were not particularly powerful. The advent of transistors markedly reduced the size of the machines in two ways. The transistors themselves were far smaller than the valves that they replaced but, even more important, was the increase in packing density brought about by a reduction in power dissipation, for apart from doing away with the heater necessary in thermionic valves, the transistor is a much more efficient switch, consuming and therefore dissipating, far less power when performing its switching function within the computer. But the use of transistors resulted in a machine which was compact but difficult to service, having thousands of resistors, capacitors and transistors crammed into a small space. The huge number of individual soldered joints also told against reliability.

### INTEGRATED CIRCUITS

With the appearance of the integrated circuit, then medium scale integration (M.S.I.), and finally large scale integration (L.S.I.), literally thousands of components were formed on a single semiconductor chip. This led to a dramatic reduction in the size

of equipment, a big improvement in reliability and a greater ease of servicing. It also led to better performance as the sheer physical delay in propagating electrical signals around a bulky rack of discrete components had become a significant part of the operation time. It is now feasible to measure operation times of individual components in nanoseconds ( $10^{-9}$  seconds). For comparison the velocity of light is approximately one foot per nanosecond, and signals travel in cables at around 70% of this rate.

The basic principles of MOS/LSI (metal-oxide semiconductor/large scale integration) are fairly well established and common to many components manufacturers. In 1969, MOS components represented only 3% of the total sales of digital electronics. In 1971 the total number of sales increased to 25%. The growth rate is due to the dramatic simplifications which these components can make to the manufacture of a computer or other digital equipment. A typical single chip integrated circuit may contain the equivalent of about 5000 transistors. These may be combined to form a 120 bit random access memory or a 4480 bit read-only

memory. And chips such as these cost but a fraction of the many transistors otherwise required.

The dramatic reduction in size, complexity, and price of integrated circuitry has produced a bewildering array of equipment, from huge "number crunching" computers, to pocket sized electronic calculating machines and many instruments which fall between these extremes, including the programmable calculator.

This is a device which, in earlier years, would have been regarded as a computer. As well as the normal arithmetic operations of addition, subtraction, multiplication and division, it has the ability to perform logic operations, that is, to make decisions. In addition, it is able to store a set of instructions on program which it will execute on command whenever the operator provides a new piece of data input.

The size of the instrument has made it possible to take the computer to the job, rather than the other way around — an important consideration to engineers and surveyors. This type of instrument is ideal for their requirements to manipulate relatively


# MIRANDA *HI-FI* STEREO CENTRE

PRESENT

## SONY & DOLBY AN UNBEATABLE COMBINATION!

### FEATURES:

- built-in Dolby noise reduction system.
- automatic end-of-tape-shut-off.
- "ferrite and ferrite" head.
- tape EQ selector.
- peak limiter
- 3 digit tape counter and reset.
- two illuminated level meters.
- headphone jack.
- safety interlock
- slide record level control.



TG 134 SD



TC 161 SD

### FEATURES:

- built-in Dolby noise reduction system.
- closed loop dual capstan tape drive.
- "ferrite and ferrite" head.
- low noise FET pre amp.
- synch. motor.
- tape EQ selection switch.
- memory counter to stop rewind at 000 automatic etc.

# SONY

SETS THE STANDARD

FOR FULL SELECTION OF ALL HI-FI SYSTEMS, TAPES & ACCESSORIES

*visit*

MIRANDA HI-FI STEREO CENTRE shop 67, top level Miranda Fair

## Hewlett Packard Calculator -Model 10



small quantities of data in a complex manner. For this reason many of the Hewlett Packard Model 10 programmable calculators finish up on the tailgate of Land Rovers, rather than in the air conditioned environment which has been the traditional home of the conventional computer.

### TOUGH TESTING

When testing any instrument or piece of equipment we have always felt that it is just as necessary to use the equipment the way it is intended to be used, as it is to test it for its compliance with specifications. With this in mind, we decided to put the Model 10 submitted for review through some arduous testing. We tried it out in one of the toughest working environments available anywhere in the world. This was on the Gove Peninsula in Arnhem land in Australia's Northern Territory. The ambient operating temperature averages between 85°F and 90°F during the day and 65°F to 80°F at night the whole year round, while the humidity is consistently in the region above 80%. The air contains abundant quantities of fine dust which has the ability to penetrate almost anything.

We thought that these were severe enough operating conditions, but found that, in addition, there were two other hazards to contend with. The first was transportation by the local airline, which resulted in the virtual destruction of the very well designed cardboard box in which the calculator was packed. This was achieved by the airline staff dropping it on one corner. The second problem was that the local power supply had a 20% fluctuation in voltage and suffered from large transients — which resulted in blown fuses on many of the other pieces of electronic equipment which we used. We felt that such a combination of arduous conditions

could not be found in many places in which a calculator may be used. It is a credit to its careful design and rugged construction that the Model 10 did not seem to be aware of these minor distractions and did not miss a beat throughout the job.

We took the computer with us to simplify the manual computations associated with a long series of measurements involved in a dynamic balancing operating. Each set of measurements required the computation of 27 vectors (magnitudes and angles). Such a job would be typical of the uses to which a programmable calculator would be put. While the computations could have been performed on a normal calculator, the probability of performing the entire set of computations correctly would be very small (particularly after a long working day in such heat).

If the computer is programmed under more normal conditions, and the program checked on a couple of trial computations which have known solutions, then it may be assumed that correct solutions will be given to the actual problems to be solved. This may not always be so, but when it is not it is usually due to a mathematical problem resulting from insufficient or incorrect data. The time required to perform these computations on a programmable calculator is in the order of 30 seconds; whereas, by hand on the same calculator, without the programming, it may take as long as one hour. In our case it took six hours to write and fully "debug" the program from the time we first opened the programming manual, so that the break even point comes after about six computations. On the project for which we used the computer the same type of computation was performed some 50 times. Thus, without the aid of the calculator, the same computations would have taken over

50 hours, and the accuracy of the results could not have been guaranteed. The saving in computation time was tremendous. The message was obvious.

The Hewlett Packard Model 10 calculator uses some very advanced hardware and novel design concepts to provide an extremely flexible performance. We could not determine from the Hewlett Packard handbook which integrated circuits were used. Although many of the I.C.s are commercially available from Motorola and several other well known manufacturers, the original part numbers have been replaced by Hewlett Packard part numbers.

The manufacturer's service handbook does not provide a great deal of information. Apparently this is deliberate and is done for a number of reasons. The first, and most obvious, is to stop the copying of the design by others. The second, is that the reliability of the electronics is such that the average machine will probably never need repair. The third reason is that repair of these circuits is very difficult, since one inadvertent discharge of static electricity (from clothing, or some other source) is sufficient to destroy many of the components on the integrated circuit boards. Because of this, Hewlett Packard do not intend that these boards should be repaired outside their workshops.

### DESIGN CONCEPT

In concept the Hewlett Packard Model 10 calculator is divided into four logical sections controlled by the keyboard. These sections are, the Central Processing Unit, the Read Write Memory, the Main Read Only Memory (ROM) and the Input Output R.O.M.

The keyboard is divided into four blocks. The one on the right is the programming block, instructing the machine on what operations to perform. It includes IF statements, flagging, subrouting and input output instructions. The next block is the numerical block used for input of data and performing some calculation operations. The third is the data control block which guides the data into the correct storage registers. The fourth block contains keys whose function changes according to the requirements of the user.

The layout of the keyboard has been given careful consideration and contributes to the ease of programming and operation of the Model 10.

As in a general purpose computer, the Central Processing Unit is the controller and processor, performing

# Hewlett Packard Calculator -Model 10

	9810A
Language	Reverse Polish
Keyboard	Key per function
ROM size (bytes)	5K to 11K
RWM size (bytes) Available to user	908 to 2924
I/O structure	General
User definable Keys or functions	Optional— single key subroutine
Recording device	Card with Cassette optional
Display	3 register numeric LED
Primary Printer	Optional 16 column alpha- numeric

Model 10 brief specifications

in order the operations in the program stored in memory.

The Read Write Memory is the main store of the computer. It contains all data and program steps entered by the user. With desk top computers it is usually the Read Write Memory which limits the effectiveness of the computer. The Hewlett Packard Model 10 offers a choice of three different sizes of Read Write Memory, allowing 500, 1012 or 2036 program steps and 51 or 111 data registers.

The Read Only Memories provide the directions for performing more complex mathematical operations in the form of microprogramming which is written into the ROM during construction. This enables the user to carry out operations such as logarithm, exponential etc. with a single key stroke as easily as an add or a multiply. The ROM is organized into two parts. The major part is integral with the machine and provides microprogrammed instructions for all the built-in keys, both for programming and some mathematical operations.

A unique Hewlett Packard feature is the Plug-in ROM and keyboard template. Using this approach a single set of keys can be re-defined to

perform different operations simply by changing the ROM. To help the operator keep track of the different meanings for the keys, a template labelling all the key operations goes with each ROM.

There are currently available three plug-in Read Only Memories. These are: the Mathematics ROM, Statistics ROM and the User Definable ROM.

The Mathematics ROM contains functions such as Polar to Rectangular conversion,  $\sin x$ ,  $\cos x$ ,  $\tan x$ ,  $x^y$  in  $x$ ,  $e^x$ , set degrees, set radians,  $\log_e x$ ,  $10^x$  degrees/minutes/seconds to decimal degrees, factorial  $x$  and roundoff. There is also a user definable function available which allows the user a function subroutine available with a single key stroke.

The Statistics ROM offers most functions which are commonly required for statistical computations. It also has a key which allows the removal of erroneous data.

The third ROM available is the User Definable ROM. This has nine User Definable functions of a type similar to that available on the Mathematics ROM. It also has several other interesting functions. One is a Protect function which enables the user-defined subroutines to be protected against over-writing with other

programs. Two other very useful functions available are "insert" and "delete" functions. These functions enable programs to be corrected without completely reprogramming the machine. This is achieved by inserting "Continue" statements where new statements are to go, in the case of "Insert" statements or by simply removing a statement and reducing all the statement numbers by one in the case of the "Delete" statement.

The input output Read Only Memories are used for decoding the output of the computer to allow it to correspond with the outside world. A different decoder is needed for each of the peripherals used with the machine.

The range of peripherals available for use with the Model 10 is quite large. Two of these that can be mounted with the calculator are the standard magnetic card reader and line printer with a 15 character per line capability. If the standard printer is required for alpha-numeric output rather than straight numerical output, it is necessary to use the Alpha Printer ROM. This redefines the keyboard in letters and symbols for neat and storable outputs.

Other inputs available are: paper tape, optical cards and magnetic tape. Outputs include graphical plotter, type-writer, paper tape and magnetic tape.


When considering such a powerful machine, it is reasonable to compare it with the range of mini-computers. The advantage of the programmable calculator is that it is easier to use, as programming consists of a set of calculator type steps, rather than a special programming language. There is no complicated start-up procedure to load an executive whose need will be to program and to look after the details of running the machine. It can accept data input from a variety of sources and output the results in a convenient way, either for further processing on magnetic or paper tape, or for final use as lists of figures, or as plotted curves or charts.

With such facilities available why buy a mini-computer? Briefly, the answer is — that one obtains even more power. The calculator, using serial rather than parallel arithmetic, is considerably slower. In addition, although the range of peripherals is wide it reaches a limit eventually. But there is a considerable range of applications where a choice between a programmable calculator and a mini-computer must be made. The Model 10 programmable calculator proves to be quite competitive with the mini-computer range provided the data rate is not too high and only a few output peripherals are required. ●



# Yamaha Natural Sound the music of the *Maestro* not the *Mechanic*

Yamaha  
CA 700



Yamaha Natural Sound—the Music of the Maestro, not the Mechanic. When the Conductor subdues the Brass and accents the Strings he does it to produce the total musical effect demanded by the Composer.

Yamaha Natural Sound Stereo faithfully reproduces this total effect. If, however, you wish to argue with the Conductor and stress the Bass or the Treble, this is your personal prerogative and the Yamaha CA700 Stereo Amplifier permits you to do so by just turning a knob.

But the point is—Yamaha does not set itself up as the Musical Arbiter. Yamaha Natural Sound Stereo reproduces the Sound as it was played in its natural harmonic balance then leaves it to you to vary according to your own individual musical taste.

**Specifications:**  
R.M.S. power at 1kHz 60/60W; THD 0.05% at 50W.  
Direct coupling system  
OCL circuitry.  
Fet-type differential amp

Speaker/Amp protection circuits: Automatically shuts off the set electronically when short circuits or misconnections occur.

Pre-out, main in: For conversion to four channel operation.

Phono 1 is for standard turntables.

Phono 2 (100 uV) is for moving coil cartridges without transformer.

Audio muting: Reduces volume by approx. 20 dB.

Tape A & B: Allows two tape recorders to be used together or tape to tape dubbing.

Speaker selector system: Selects system A or B, A + B high and low filters.

One touch function selector: Aux 2, Phono 1, Phono 2, Tuner.

Mode selector L, R, L + R, stereo, reverse.

Mic. volume control.  
Aluminium panel with genuine American walnut wood cabinet.

SUGGESTED RETAIL PRICE — \$299.00

To Rose Music Pty. Ltd.,  
17-33 Market Street,  
South Melbourne, Vic. 3205.

(TICK APPROPRIATE SQUARE)

Please send me details of:  Yamaha Cassette Deck  
 Yamaha Turntables  Yamaha Amplifiers  
 Yamaha Speakers  Name of my nearest Yamaha Dealer.

NAME.....

ADDRESS.....

STATE.....

POSTCODE.....

ANOTHER ROSE MUSIC SPONSORED PRODUCT



ET 73/12



**WANTED TO PURCHASE**  
MANUFACTURERS SURPLUS AND  
REDUNDANT COMPONENTS AND ALL  
TYPES ELECTRICAL AND ELECTRONIC  
TEST EQUIPMENT.

**EXPRESS**  
MAIL ORDER


HEAD OFFICE and Mail Order Dept. 718  
Parramatta Rd., Croydon, N.S.W. 2132.  
Ph: 797-6144.

WOLLONGONG AGENT: Hi-Tec  
Electronics, 265 Princes Hwy,  
Corrimal, N.S.W. 2518. Ph. 84-9034.

### MUSICOLOUR COLOUR ORGAN (MK11) KIT

A pleasing colour-visual demonstration of sound for Discotheques, Parties, etc. Easily operated from any radio or stereo amplifier. The kit is supplied as described in Electronics Australia and will control 3KW of power. Instructions for assembly are supplied. Price without chassis \$38.00 Post 50c. Price (with chassis) \$45.00. Post \$1.00.


### 4 CHANNEL QUADRAPHONIC SYNTHESIZER KIT



Another 1st for PRE-PAK! This is your opportunity to build a high-quality, low-cost I.C. Synthesizer that uses active circuit elements and that, when used with a second stereo amplifier and speakers, will do an impressive job in converting 2 channels to 4. The Synthesizer also includes individual level controls and a set of phasing switches for the new channels so that the sound quality can be "tailored" to suit almost any listening environment and musical taste.

**Specifications:** Noise level - 92dB below 1V on any channel. Distortion - 0.05% or less at 1V rms output. Gain of +6dB on the two front channels, controllable from -7 to +6dB on the two new channels, and frequency response of +0.5dB from 20Hz to 20kHz at 1V RMS output. It may be connected to any 2 Stereo Amplifiers and may be fed from a Magnetic Cartridge or other similar source. Ideal for use with our MOD '73 series Stereo Amplifier Systems. Operates with a +15V and a -15V power supply. PRICE - \$31.50. Post 50c.

### STEREO CASSETTE DECK



'VORTEX' Stereo Cassette Deck mechanism with tape eject facility and resettable counter. Easily operated by 5 push-button (piano key) controls, and includes high quality heads. Price \$29.00. Post Free.

New Recording and Playback Pre-Amp kit available soon. Another Pre-Pak exclusive. Please write for full details.

### SCR DRILL SPEED CONTROL KIT

This project appeared in Electronics Australia in May '71 and has proved very reliable. It is suitable for household electric drills and small motors to 3 amp rating. The unit is housed in a sturdy plastic case and is fuse protected. Instruction diagrams are provided. Price \$9.50. Post 40c.

### "E.T." HIGH POWER STROBE

This project is a 'winner' at parties and theatrical productions and may be calibrated for checking speed of motors, etc. Light output is both high and intense, and, as an added attraction it will drive other slave units for even greater light output. The kit includes all parts, reflector and instructions. Price \$19.50. Post 60c.

## SPECIALS

3	2N3638 Transistors	\$2.00
2	TT3643/2N Transistors	\$2.00
2	D13T1 Transistors PTT	\$2.00
2	TT801 Transistors	\$2.00
1Pr	TT800/TT801 Transistors	\$2.00
10	EM401, 100PIV, 1A Rectifiers	\$2.00
8	EM404, 400PIV, 1A Rectifiers	\$2.00
6	EM406, 600PIV, 1A Rectifiers	\$2.00
5	EM408, 800PIV, 1A Rectifiers	\$2.00
4	IN3491/R50PIV, 18A Rectifiers	\$2.00
4	600 PIV 18A Rectifiers	\$3.00
2	C106Y1 S.C.R.'s	\$1.80
1	MB1, 100PIV, 2A, Bridge Rectifier	\$1.20
1	MB4, 400PIV, 2A, Bridge Rectifier	\$1.90
2	2N2646 U.J.T.	\$2.50
2	2N3055 Transistors	\$3.00
2	2N459, F.E.T.	\$2.00
2	2N5485, F.E.T.	\$2.50
1	TC1102 (STC) 400V 6A Triac and Trigger Diode, complete Kit	\$3.00

## 7 DAY TRADING AT HEAD OFFICE ONLY

We offer free technical assistance, kit demonstrations, Australia's best bargains and a superlative cup of percolated coffee to EVERY customer.

Trading hours: MON - SUN 9.00am - 5.30pm.  
No Thursday night trading.

HI-FI SPECIALS - JH Turntable - all brand new and in manufacturers sealed cartons - a high grade professional turntable to clear at only \$35.95. Plus post \$1.00. Sansul TA 2050 Tone Arm - \$22.50. Post 75c.

SPEAKER SPECIALS - Magnavox 8-30 30w - \$17.50. Rola C-80 8" 20w - \$12.00. Rola C-30 Dome Tweeter - \$7.50. All above plus freight.

LIGHT EMITTING DIODES - Brand new, top grade L.E.D.'s at half price! Free data sheet supplied. Price 75c ea. Post 10c.

NATIONAL I.C.'s. - Latest price list and news bulletin now available free. Write to head office above.

CAR TACHO I.C. - Requires only a 1mA meter and may be calibrated for any type of motor engine. Data sheet supplied. Price \$2.50. Post 10c.

### A NATIONAL EXCLUSIVE

The LM380, 2W Audio Amplifier.

**SPECIFICATIONS:** Max. power, 2.2W RMS, Voltage 18V Max. Dist. 0.5 per cent. Current 200mA max at 18V.

PRICE: LM380, IC \$3.00 P.C. Board to suit above. \$1.20.

Special Introductory offer one LM380 I.C., P.C. Board and all external components to build a complete 2W audio amplifier, suit, record player, intercom etc. ... \$4.50 post 25c.



### DECODER FOR FOUR CHANNEL SOUND


This simple Decoder Unit, which appeared in the November Issue of "Electronics Australia", will allow you to go 4 Channel without going broke. Simply connect the input terminals to your present stereo amplifier speaker terminals and the output to a second stereo amplifier or tape recorder amplifier and the decoder will then synthesize rear channel signals either from existing records or the new quadraphonic pressings. A simple kit and very easy to assemble, it is complete with P.C. Board and all components. Requires 20V supply. Price \$5.90 post 30c.



### P.C. BOARDS FOR "E.T." AND "E.A." PROJECTS

ET006 Audio Signal Generator	\$1.45
ET005A F.E.T. 4 Input Mixer	\$1.40
ET019 Auto Car Alarm	\$1.40
ET004 Vari-Wiper	.90c
ET022 Wide Range Voltmeter	\$1.40
ET014 Dual Power Supply	\$1.40
ET1111 I.C. Power Supply	\$1.40
ET003B Elec. Thief Trap	\$1.40
71/C12 Mjiscplour 11	\$2.25
71/SA4A Playmaster 132	\$1.45
71 SA4B Playmaster 132	\$1.45
71/SA4C Playmaster 132	\$2.50
72/10 I.C. Probe	.75c

All boards are supplied with component layout diagrams. Post 20c.



### 7 TRANSISTOR RADIO KIT

A very popular Pre-Pak exclusive. These normally sell in the stores at about \$14. Due to our large purchasing power, we can offer these kits at just \$7.95 each. The kit is complete, less battery (small 9v).

QUEENSLAND AGENT: Proportional Systems Australia, 4 Gaythorne Rd., Gaythorne, Brisbane, Qld. 4053.

WEST AUST. AGENT: B.P. Electronics, 192-196 Stirling Terrace, Albany. W.A. 6330. Ph. 41-3427.

Sth. AUST. AGENT: Revolver Electronics (mail order only) 20 Essex St, Goodwood S.A. 5034.

Nth. QUEENSLAND AGENT: Philtronic, Cnr Grendon and Palmer Sts., Nth Mackay, Qld, 4740. Ph: 78855.

VICTORIAN AGENT: Geo Hawthorn Electronics, 966-968 High St., Armadale, Vic. 3143. Ph. 509-0374.

NEWCASTLE AGENT: Scientific Supply Co: 817 Hunter St, Newcastle West 2302.

## C.D.I. KIT (Olims)



Complete kit of parts to build this superior commercially made Capacitor Discharge Ignition system. All high grade components with pre-wound transformer, P.C. board, nuts, bolts, case, instructions, etc., 12V — earth only. For improved performance, fuel saving less pollution and less points wear this is a MUST. ONLY \$19.95 plus 50c post.


**NEW! IMPROVED MODEL —**  
Now with plug and sockets for changeover to standard ignition

## PRE-PAK MOD '73 STEREO AMPLIFIER KIT.



**STEREO PRE-AMPLIFIER** — a superior low noise design featuring I.C. circuitry. Frequency Response 10Hz — 100kHz. Total Harmonic Distortion — 0.1% at 1kHz. Channel Separation 60dB. Noise — less than 0.5uV total input noise. Operating voltage Range — 9 to 40 V.D.C. Supply Current — Approx. 10mA. Input Sensitivity — 3mV for 2V out. Input Impedance — 100K. Complete Pre-Amp Kit with conventional Round or Slider Controls (VOL, BASS, TREBLE, BALANCE). PRICE: KIT FORM — \$19.90., post 40c.

## I.C. POWER AMPLIFIERS



**SANKEN HYBRID MODEL S1-1010Y, 10W**

**SANKEN HYBRID IC.** Power Amps, Type S1-1010Y, 10W R.M.S. output into 8 Ohms with 34V supply. Kit includes I.C., P.C. Board and all external components, (including output capacitors) (two required for stereo). PRICE \$11.95., post 30c.

**TYPE S1-1025E,** 25W R.M.S. output into 8 OHms with 48V supply. Kit includes all external components (including output capacitors) (two required for stereo). PRICE: \$17.40., plus post 30c.

## I.C. SIGNAL INJECTOR KIT

This useful wide-band signal injector is ideal for fault-finding in audio and RF circuits VHF. The kit is housed in a clear perspex probe housing and includes batteries. The output is a square wave signal at approx 3KHz with harmonics extending to TV frequencies. Price \$4.50 plus 25c post.

## RADIO TUNER KIT

Easy-to-build, uses Philips pre-assembled and pre-aligned tuner module and is complete with AC power supply. Output 100mV. Assemble it in just 1 hour. Chassis kit only \$22.95 post 75c. With teak case anodised aluminium front panel \$27.95 post 75c.



## ELECTRONIC SIREN KIT

With an 8 ohm speaker and a 6 or 9 volt battery, you can have an attention-getting electronic siren with a rising and falling pitch. As used by Police, Fire Dept., etc. Hundreds of applications include party novelty, toy siren, warning device, Burglar alarm, for home, car or factory and many others. Full instructions and diagrams supplied. Price \$4.50. Post 35c.

## PLESSEY 3 + 3

A new, 3W per channel audio amplifier which is simple to build yet gives very high performance. Comprehensive instructions are supplied. Price \$27.50 Post 50c.

## 3 WATT AUDIO AMP. TRANSISTOR PAK

A great new offer of 5 silicon transistors incl., AY6108/6109 audio output pair plus circuit diagram to build a high performance 3W amplifier with these specs. Operating voltage 12V — 18V DC at 150 mA max. Freq., response 50Hz to 50kHz. All five for just \$2.75. Post 10c.

## APRIL SPECIALS

BC107  
BC108  
BC109

**30c**


## SPEAKER CROSSOVER NETWORK IN KIT FORM

A professional, laboratory designed crossover network of constant resistance with attenuation of 12dB/Octave both models.

**MODEL CN1** — is a two-way L—C crossover with a crossover frequency of 4kHz at 8 ohms. Power handling 30 watts R.M.S. Chokes are prewound and full instructions are supplied. Kit Price \$2.75. Post 60c.

**MODEL CN3** — is a three-way L—C crossover for woofer, mid-range and tweeter with crossover frequencies of 500Hz and 4kHz at 8 ohms. Power handling 30 W R.M.S. Chokes are pre-wound and full instructions are supplied. Kit Price \$5.50. Post 75c.

## SPEAKER KITS



Our laboratory-engineered hi-fi speaker enclosure kits offer tremendous value to the do-it-yourself enthusiast.

Each cabinet precisely cut to ensure 100% professional success with a minimum of knowledge and tools. You'll like the easy-to-follow instructions and we offer a choice of team, maple or walnut veneers.

1.4 cu.ft. enclosure (suits 6" or 8" speaker systems) vented or unvented, only \$16.00 each, plus post \$1.50.

2 cu.ft. enclosure (suits 8" x 2 x 8", 10" or 12" speaker systems) vented or unvented, only \$23.50 each, plus post \$2.00.

3 cu.ft. enclosure (suits 2 x 8", 10" or 12" speaker systems) vented or unvented only \$27.50 each, plus post \$2.50.

MAGNAVOX 8-30 system 1 cu.ft. only \$16.00 each, plus post \$1.50.

MAGNAVOX 8-30 system 1.6 cu.ft. only \$22.50 each, plus post \$2.00.

## PHILIPS QUADREFLECT SYSTEM

A kit is now being prepared for this system at a most competitive price. Please write for further details.

## HIGH PERFORMANCE AUDIO OSCILLATOR KIT



Freq. range — 15Hz to 20KHz in one range.

Output Voltage — 0 1V and 0 50mV.

Output Impedance — less than 600 ohms.

Distortion — 0.1% from 60Hz to 20KHz — 0.2%


from 15Hz to 60Hz. Output level — flat within 0.5dB from 60Hz to 20kHz. All parts, including battery \$14.50 Post 25c.

## I.C. LOGIC PROBE

This probe appeared in Electronics Australia and uses an SN7400 and two LED's giving a visual indication of the logic state of any point in a circuit using digital IC's. The kit is housed in a clear plastic housing and includes P.C. board and instructions. A simple project to build in one evening. Our special price \$7.50 Plus 25c post.

# ELECTROSTATIC COOLING

Has Oscar Blomgren discovered a fundamental new principle?



LIKE philosophy, science has many examples of workable conclusions arrived at by what are later found to be the wrong reasons.

Oscar Blomgren's discovery of electrostatic cooling may well be the ultimate extension of this phenomenon — for here is a workable concept for which there are no really satisfactory explanations at all!

What Blomgren appears to have discovered is a new fundamental principle. In essence, his discovery is that heat may be removed from hot objects by the effect of a non-arcing ionic corona discharge from the negative ends of high voltage probes.

The technique is as simple as it is effective — the equipment required is merely a thin probe connected to an electrostatic generator, (even a basic van de Graaf generator may be used to demonstrate the effect). The probe is simply pointed at the (earthed) object to be cooled.

Cooling is rapid — a red hot sheet of metal may be reduced in temperature by several hundred degrees in a second or two — a Kleenex tissue prevented from igniting whilst suspended directly over a lighted gas jet.

Blomgren says that the precise mechanism of the effect is not

understood. One explanation appears to be that a thin boundary layer of air clings to heated surfaces, and this boundary layer acts as an insulating barrier, inhibiting the rate at which adjacent cooler air can carry away the heat.

By creating an electrostatic field, vortex columns are created that 'pull in' cooler air from regions *beyond* the normal boundary layer. The swirling, turbulent air currents thus produced apparently enable the heat transfer rate to be enormously increased.

Only a small amount of power is required to reduce temperatures through hundreds of degrees. In one experiment, a 1000 watt electric heating element was reduced from 1675°F to 975°F in less than two seconds using a 30 kV, 200 uA (six volts) discharge.

## Independent Investigation

A thorough and independent investigation of the phenomenon has been carried out by Dr. K.G. Kibler, senior research scientist at General Dynamics' research laboratories at Fort Worth, Texas.

Dr. Kibler is quoted as agreeing with Oscar Blomgren's explanation of how the phenomenon works, but qualifies

it by stating that the effect is highly dependent on the individual situation. It is almost impossible to make generalisations or formulate any laws — at least at this stage of experimentation.

Many of Dr. Kibler's experiments have been to assess the prospects of electrostatic cooling in high power CO<sub>2</sub> lasers. A major problem in development of such lasers is heat generated in the optical elements through which the beam must pass. The heat generated can be of such magnitude that the optical elements may be distorted or even destroyed.

Fan or blower cooling is often used but is not really satisfactory because of the physical size of the units required. Hence the interest in electrostatic cooling.

A number of experiments were conducted with germanium and Irtran 2 (a polycrystalline zinc-sulphide window produced by Eastman Kodak). Both germanium and Irtran 2, because of their long wavelength transmission characteristics are widely used in infra-red lasers. Dr. Kibler states that electrostatic cooling was 'effective' for both materials.

Figure 1 shows a typical experiment in which flat cylindrical Irtran

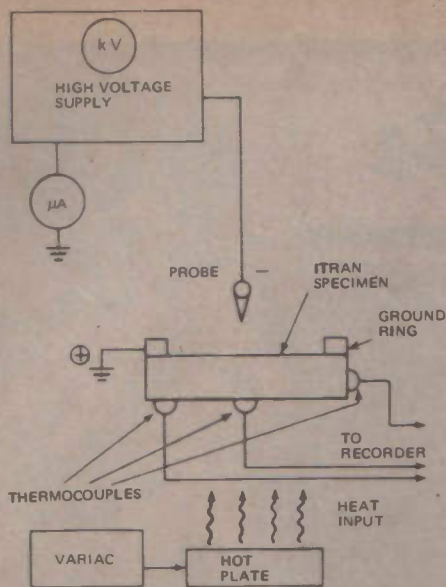


Fig. 1. Data on electrostatic cooling of laser optical elements was provided by this basic test setup.

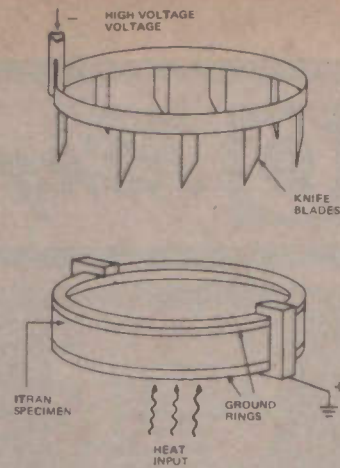


Fig. 2. Best electrostatic cooling of the Irtan window was obtained as shown above.

specimens were placed horizontally over a hot plate and surrounded by heat insulating bricks. The Irtan specimen was heated and then maintained at a constant 270°F. When the probe was energized — at 25 kV — the temperature of the specimen was reduced to 130°F.

Further experiments showed that it was possible to shape the electrostatic field by shaping the probes, or as shown in Fig. 2, by using an array of probes.

All probe configurations tried by Dr. Kibler lowered the temperature of the Irtan specimen, but by various amounts. Maximum cooling effect was in fact achieved by the method shown in Fig. 2.

For any given probe, cooling appears to depend upon the ionic current flow. In most experiments no cooling was apparent until a current of about 10 µA — saturation was reached in most cases at currents of about 60 µA. (Fig. 3).

Electrostatic cooling is fast becoming more than merely a laboratory curiosity. A number of manufacturers are using the technique (for which Blomgren has practically airtight patents) in commercial applications.

One large European company has been using electrostatic cooling at its plant in Switzerland since early this year and now intends to extend it to its operations in Austria and Germany.

In the USA, the Inland Steel Co has entered a licencing arrangement to work on applications in the steel industry. The Bundy Corporation (tubing manufacturers) has also signed a licencing agreement.

Again in the USA, Cleveland Hard Facing Inc. has found that electrostatic cooling eliminated

problems previously encountered in coating delicate parts with certain alloys. The failure rate was reduced from 50% to virtually zero.

General Dynamics is currently believed to be investigating the use of electrostatic cooling for integrated circuit boards and other electronic components.

Electrostatic fields are also being investigated in welding. Blomgren's company Interprobe Inc. (1539 Morrow Ave, North Chicago, Ill.

60064) has found that when an electrostatic field is applied during certain welding operations metallurgical effects take place. These changes include control of grain size and hydrogen content, and virtual elimination of inclusions and voids.

At present it is not clear if the improved metallurgical qualities are due to more effective cooling of the weld — or whether perhaps the electrostatic field contributes to crystal orientation of growth.

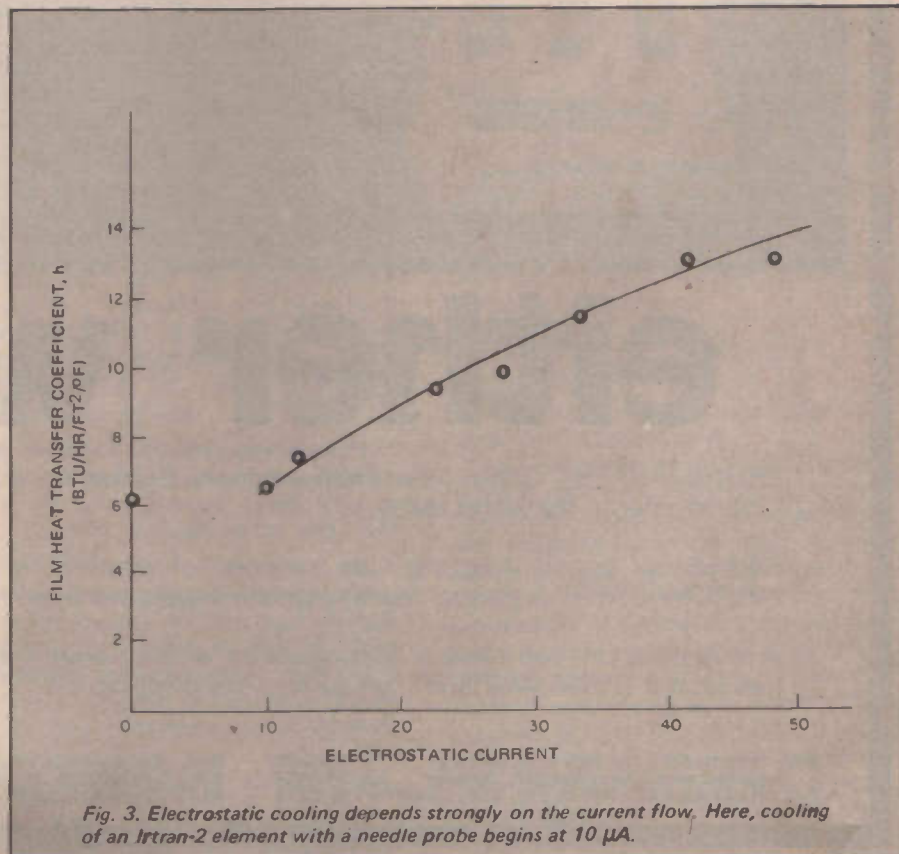


Fig. 3. Electrostatic cooling depends strongly on the current flow. Here, cooling of an Irtan-2 element with a needle probe begins at 10 µA.



# Ring-Master



## either way!

"RINGMASTER" Office Intercommunications Equipment is just about the finest of its kind on offer in the world today.

Backed up by an Australia-wide network of distributors and electronic engineers, "RINGMASTER" is gaining new and satisfied users every day.

A telephone call will bring a demonstration within hours – and you can see for yourself just what a "RINGMASTER" can do for your organisation.

N.S.W.: Comtel (N.S.W.) Pty. Ltd., Sydney  
S&M Communications Ltd., Sydney  
A.C.T.: Associated Electronics Pty. Ltd., Canberra

51-5477  
29-3067  
95-9826

W.A.: Comtel (W.A.) Pty. Ltd., Perth  
S.A.: Comtel (S.A.) Pty. Ltd., Adelaide  
QLD.: Custom Scientific Electronics Pty. Ltd., Brisbane

21-4621  
23-4099  
91-6433

**A.R.R.L.  
RADIO AMATEURS  
HANDBOOK  
1972 Edition**

The handbook has long been considered an indispensable part of the amateur's equipment, and is the standard Manual of Amateur Radio Communication.

Price \$6.95  
Post and Packaging 90c

**R.S.G.B.  
RADIO COMMUNICATION  
HANDBOOK**

Theory and practice of the latest techniques have been blended together to form a book essential to both student and constructor.

Price \$13.75  
Post and Packaging 90c

**COLLINS BOOK  
DEPOT PTY. LTD.,**

363 Swanston Street,  
MELBOURNE,  
Victoria, 3000  
Phone: 663 3787

Stock lists available free of charge on any subject of interest to you.

**IN ONE  
GREAT  
VOLUME**

**THE TWENTY FIVE  
MOST ASKED FOR  
PROJECTS FROM  
ELECTRONICS TODAY  
INTERNATIONAL**

From your local newsagent \$1.50 \*recommended retail price only or direct from the publisher.

Modern Magazines (Holdings) Ltd.,  
Ryrie House, 15 Boundary Street,  
Rushcutters Bay 2011

Price \$2.00  
including postage and packing.

**THE  
Garrard  
Zero-100S**

*TURNTABLE IS THE BEST BUY IN AUSTRALIA TO-DAY!*


*IT IS UNIQUE.  
ACCLAIMED BY EXPERTS  
THE WORLD OVER.*



A few of the features:—

- A. Revolutionary new pick up arm design gives 160 times lower tracking error than the normal standard arms. Practically zero. Tracking force adjustable from 0 to 6 grams.
- B. Magnetic Bias Compensation. This is frictionless and involves no mechanical connection to the arm.
- C. Garrard split rotor design motor combines the quick starting advantage of the Induction motor with the perfect speed of the synchronous motor
- D. Variable speed control allows fine adjustment of  $\pm 30\%$  or one semitone.
- E. Viscous damped cueing control.
- F. Built in illuminated stroboscope.
- G. Wow and flutter better than .1% RMS. Rumble better than -60 dB.

Many other worth while features — If you cannot call in at our showroom send for brochure.



The pivoting head at the start and end of a playing cycle.

*THE ZERO 100S HAS EVERYTHING YOU NEED FOR PERFECT PLAYING AND IS FITTED WITH THE FABULOUS NEW SHURE M91ED MAGNETIC CARTRIDGE!! (OTHER CARTRIDGE MODELS MAY BE SUBSTITUTED IF REQUIRED).*

Complete with M91ED, base and cover  
**ONLY \$196.00**

**ARROW  
ELECTRONICS P/L**

342 Kent Street, Sydney Between King and Market Streets  
Telephone: 29-6731

# SPEAKER COMPETITION -results

THE Electronics Today Speaker Competition, announced in the December 1972 and January 1973 issues, invited readers to list, in their preferred order of sequence, a list of salient points to be considered when choosing loudspeakers.

The list of salient features is reproduced on this page.

Initial selection of finalists was made by a panel of five judges amongst whom were our Editorial Director and our acoustical consultant Louis A. Challis. Each judge made his own quite independent selection of point order — all five selections were surprisingly similar and their averaged result is reproduced, right (Table 1 — column 'A').

Our selection procedure commenced by including as finalists all entrants who had either of the following selections.

- 1/ Low distortion
  - 2/ Smooth frequency response
  - 3/ Superior transient response
  - 4/ Wide frequency response
- or,
- 1/ Low distortion

- 2/ Smooth frequency response
- 3/ Superior transient response
- 4/ Wide frequency response

This initial selection reduced the number of eligible entrants from about 1000 down to 300 or so.

Our next step was to prepare a Gaussian distribution of our remaining 300 entries in order to ascertain their average order of preference. The results of this distribution are shown as column 'B' in Table 1 — and as may be seen these are very close indeed to our own averaged choice.

The averaged results from our finalists — together with our judges' individual listings were then again averaged resulting in the order shown in Table 1 — column 'C'.

No single entrant submitted precisely this order, but one entrant was very close indeed — in fact it was exactly as the finalists' averaged results! He is Mr. Reece Anstey of Woodlands, West Australia whose winning entry is reproduced, right. (Also as column 'D' in Table 1).

Congratulations to you, Mr. Anstey!

You have won our first prize of a pair of Rectilinear Mk. XII loudspeakers.

Second prize goes to Mr. T. Robin of Mont Albert Road, Canterbury, Victoria. Mr. Robin wins \$50 worth of Memorex recording tape — third prize of \$25 worth of Memorex tape goes to Mr. Michael Batty of Bexley, NSW.

All prizes in this competition were donated by Leroya Industries — to whom we extend our sincere appreciation.

It is an interesting affirmation of the generally high standard of ethics prevailing within the hi-fi industry in Australia that Leroya — a commercial organization with a vested interest in selling Rectilinear speakers — agreed to supply them to us knowing that we would not only be publishing a complete breakdown of the factors that readers felt important in choosing a pair of speakers — but that we would also publish a totally independent review of the Rectilinear speakers in the very same issue.

This review appears immediately following this article. It is interesting

## COMMENT

### LOW DISTORTION

Practically every audio authority agrees that the pleasure obtainable from listening to program material for any length of time is almost directly related to the lack or otherwise of distortion. Even quite minor distortion, of which the untrained ear may not even be consciously aware, will cause listener fatigue.

### SMOOTH FREQUENCY RESPONSE

This is essential. Minor drop-off of bass or treble may to some extent be correctable by suitable setting of amplifier tone controls — but there is no way in the world one can easily compensate for those peaks or dips that the Americans so aptly call "glitches".

### SUPERIOR TRANSIENT RESPONSE

Essential feature if the speaker is faithfully to reproduce those instruments characterized by a sharp leading edge to their acoustic waveforms. These include tympani, stringed instruments, triangles, etc.

### WIDE FREQUENCY RESPONSE

To some extent this parameter is associated with transient response in so far that it is virtually impossible to have good

transient response unless the speaker has a wide frequency response. The opposite situation is not necessarily true.

Nevertheless the bass response of a speaker is ultimately limited by the size (and shape) of the room in which it is placed — and few hi-fi enthusiasts have rooms of sufficient size in which faithfully to reproduce frequencies much under 60Hz.

### WIDE POLAR RESPONSE

The extent to which sound is distributed around the main axis of a speaker is called its 'polar response'. It is particularly important that a speaker is designed to ensure wide dispersion of the higher frequencies, for these are directional by nature.

A speaker lacking wide polar response has the limitation that high frequency program material will only be heard when one is sitting more or less directly in line with the speaker — unless the room has sufficient diffusion to compensate for the directional effects.

### POWER HANDLING CAPACITY

For realistic reproduction — especially of bass frequencies — a speaker must be capable of handling a considerable amount of power. Short of using horn loaded speakers (which are extremely efficient) there is no way in the world that, for example, the bass register of a pipe organ can be reproduced at realistic volume with





to note that the high efficiency claimed (but not totally achieved) for these speakers is not rated of any great importance by most entrants — nor is the extensive parts and labour guarantee. Nevertheless it is pleasant to have a guarantee that goes beyond the normal twelve months period. ●

Many factors are important when buying loudspeakers — here is how our experts and our readers rate them.

less than 20 to 50 watts. That would be an absolute minimum — ideally at least 100 watts would be desirable (depending of course on speaker efficiency).

#### HIGH EFFICIENCY

Since the advent of power transistors, high power amplifiers have been commercially available at quite low prices. Hence it is of no real consequence whether a speaker is 0.5% efficient or 5% efficient if an amplifier of sufficient size adequately to drive either type of speaker can be bought for nearly the same price.

It should be born in mind that an inefficient speaker is built that way because input power requirement has been traded off against linearity etc. Speaker efficiency is simply a ratio of acoustical power output against electrical power input. It has nothing to do with sound quality. Naturally there is a lower limit below which efficiency becomes a serious consideration — hence the inclusion of this parameter in our listing.

#### PARTS AND LABOUR WARRANTY

The minor importance placed on this item by our judges and most of our entrants is an excellent commendation for the hi-fi industry and its products. In our experience loudspeakers rarely fail — if they do there is equally rarely any dispute about responsibility.

TABLE 1

PARAMETERS	A	B	C	D
High efficiency	8	7	8	7
Low distortion	1	1	1	1
Wide frequency response	3	3	3	3
Smooth frequency response	2	2	2	2
Wide polar response	5	5	5	5
Attractive appearance	9	9	9	9
Reasonable size	10	10	10	10
High power capability	6	6	6	6
Parts & labour warranty	11	11	11	11
Moderate price	7	8	7	8
Superior transient response	4	4	4	4

Mark your order of preference in the boxes, i.e. 1 for first choice, 2 for second choice, etc.

- 7 High efficiency
- 1 Low distortion
- 3 Wide frequency response
- 2 Smooth frequency response
- 5 Wide polar response
- 9 Attractive appearance
- 10 Reasonable size
- 6 High power handling capacity
- 11 Parts and labour warranty
- 8 Moderate price
- 4 Superior transient response

Explain in thirty words or less the reasons for your order of preference.

One to four are the important high fidelity criteria.  
 Five to seven determine the purpose for which the speaker is used.  
 Eight to ten determine the market.  
 Eleven should follow.

#### ENTRY COUPON

ELECTRONICS TODAY INTERNATIONAL SPEAKER COMPETITION

21 Bathurst Street, Sydney, N.S.W. 2000

Herewith, please find my entry for your Speaker Competition. I have read the rules of the contest and agree to abide by the judges' decision.

SIGNED Reece Anstey DATE 22-1-73

NAME (block letters) REECE ANSTEY

ADDRESS 79 WOODLANDS ST,  
WOODLANDS, W.A. 6018

A separate coupon must accompany each entry.  
 Closing date for the Speaker Competition is January 31st, 1973.

# MS COMPONENTS

EVERYTHING IN ELECTRONICS



**SALE CENTRES:** 95-97 Regent Street, Redfern, N.S.W. 2016.  
Telephone 69-5922.  
188-192 Pacific Highway, Gore Hill, N.S.W.  
2065. Telephone 43 5305.

**HEAD OFFICE: &  
M.O. DEPT.:** 1st floor, Suite 168, Redfern Street, Redfern,  
N.S.W. 2016. P.O. Box 156, Redfern 2016.

## SCOOP PURCHASE!!



'VORTEX' Stereo Cassette Deck mechanism with Tape eject facility and resettable counter. Easily operated by 5 push-button (Piano key) controls, and includes High Quality "ALPS" recording or play-back head and erase head. Tape speed 4.75cm (1-7/8") sec. Plus or minus 1.5% Wow and flutter less than 0.25%. Operates on 250VAC. Fantastic value at only \$28.00 post free.

**NOW!**  
**The CHEAPEST OF 'EM ALL**  
**SEMICONDUCTORS**  
**AT UNBEATABLE PRICES**  
Manufactured by S.T.C.,  
NATIONAL SEMICONDUCTORS  
PHILIPS & MOTOROLA

**BZY88 Series Zener Diodes**  
C3V6 to C12 400 m/w ..... 50  
C13 to C30 400 m/w ..... 65  
BC 107 6 for ..... \$1.95  
BC 108 6 for ..... \$1.95  
BC 109 6 for ..... \$1.95  
2N3055 2 for ..... \$2.75  
2N5459 F.E.T. 2 for ..... \$1.95  
2N5485 F.E.T. 2 for ..... \$2.25  
2N3638 3 for ..... \$1.95  
TC1102 400V 6A TRIAC  
complete with Diac ..... \$2.75  
EM401 100V 1A Rectifier  
10 for ..... \$1.95  
EM404 400V 1A Rectifier  
8 for ..... \$1.95  
EM408 800V 1A Rectifier  
5 for ..... \$1.95  
EM410 1000V 1A Rectifier  
4 for ..... \$2.00  
OA 95 115V Signal Diode  
10 for ..... \$1.50

All above plus 12c post

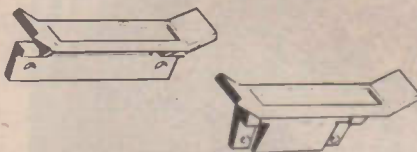
**All NEW**  
**All GUARANTEED**  
**Real Unbeatable VALUE**  
**from the 'SQUARE DEAL**  
**Firm.**

## A FIRST FROM M.S. COMPONENTS

**D.I.P. PLUG BOARDS.** The latest Innovation from VERO Electronics. May be used for mounting & Inter-connecting dual-in-line packages for development applications, as well as production runs where variations of the basic design may be required. The layout pattern permits the mounting of packages having any number of terminations provided they are on 0.1" centres. D.I.P. Boards are punched overall with a matrix of holes on 0.1" centres ready to accept dual-in-line packages or I.C. sockets.


Types available: 11821 - 6.5" x 4.5" \$5.35. 15c post.  
12759-3. 3.8" x 2.75" \$3.25 10c post.

Handles to match to fit on either Card in Black, White, Signal Red, Sky Blue, Pea Green & Yellow. Pt. No. 10037 Clip on. Price: 50c ea +10c post.



Data sheet of the full range of D.I.P. Boards 25c each.

## STEREO TAPE ADAPTOR KIT



KIt consists of all necessary components and instructions to construct this Unit which is designed to operate with the 'VORTEX' Stereo Cassette Deck. Technical Data: 2 channel amplifier internally equalised to accept signals from tape heads and converts it to feed any amplifier system. Max. output 200m/V. Freq. response 25Hz. Power requirements are 18 volts at 6mA, which can be supplied by 2 x 9v batts. Complete kit of parts \$6.25 plus 25c post.

# NOW OPEN!!

**OUR NEW NORTH SHORE SHOP**  
**188-192 PACIFIC HIGHWAY**  
**GORE HILL 2065**  
**TELEPHONE 43-5305**  
**(ABOVE SMITH SONS & REES)**  
**entrance Bellevue Avenue**  
**(OPP. NTH. SYDNEY TECH. COLLEGE)**

## HEAT SINKS

Finned type. Size 2" x 6". Ready drilled to accept either 1 Power Transistor in T03 Case (2N3055 or similar) or 2 Power Transistors in T066 Case (2N3054 or similar). Originally made for Car radio's. 50c each or 2 for 90c. Post 25c.

## M.S.C. DOES IT AGAIN


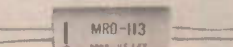
Exclusive purchase of High Quality REED RELAYS.

Tubular Type mftd. by OKI of Japan.

Type MRD-112 250ohms 6v D.C. Type MRD-113 800ohms 12v D.C. Type MRD-114 1500ohms 18v D.C. Type MRD-116 4800ohms 48v D.C. All the above are Single Make and Break Contact. All \$2.25 each.

Rectangular Type mftd. by ELFEIN of West German.


Type 801-2R2 Normally open 24v Single Contact \$1.50. Type 801-2H2 Normally open 24v Two Contacts \$1.75. Type 802-1R10 Normally Open Single Contact 6v and 12v \$1.95 Type 802-2R10 Normally Open Two Contacts 6,12 and 24v D.C. \$2.85. Type 802-1G6 Normally Open Single Contact 6v \$1.95. Type 802-1R17 Single Pole change-over 6v \$2.85 Elfein Miniature Tubular Reed Relay Type 830 Normally open Single contact 6v \$1.50 Type 830 Normally open Single contact 12v \$1.50 Data sheets available for MRD - 801 - 802 Reed relays when purchasing. Postage on the above 12c each.



## GET ON THE BAND WAGON WITH ANOTHER FANTASTIC PURCHASE FROM M.S.C.

EXCLUSIVE TO US ONLY \* \* \* \* CANNOT, Repeat, CANNOT BE PURCHASED ELSEWHERE.

**PORTABLE RECORD PLAYING DECK MECHANISMS.** Will take 7" Records of 45 r.p.m. Deck includes 12 volt D.C. Motor, High grade sapphire stylus, delivering 180mV driving wheels, quick release Push-button mechanism for Take-up and Stop, Automatic latching relay. All that is needed to build this up to a high class player is a simple amplifier circuit (Can be supplied at an extra cost of 75c) and speaker. **ALL NEW AND GUARANTEED. ONLY \$6.95 plus \$1.25 post and Packing.** Complete with carrying handle and handsome black and chrome metal case.





"NEVER MIND ABOUT ALL THE EXTRAVAGANT CLAIMS MADE BY OTHERS ... JUST ONE VISIT TO US ... AND THEN YOU'LL REALLY KNOW WHO IS THE CHEAPEST ... WHO HAS THE LARGEST RANGE ... AND WHO GIVES THE BEST SERVICE ..."

## HOURS OF TRADING

Mondays to Wednesday and Friday: 9 a.m. to 5.30 p.m.  
Thursdays: 9 a.m. to 7.30 p.m. Saturday: 8.30 a.m. to 1 p.m.  
Sundays: OUR DAY OF REST .. WE DON'T HAVE TO WORK  
M.S.C. First in the field again with the 'JET MAIL-ORDER SERVICE'. We guarantee that ALL orders received are PORCESSED AND DESPATCHED IN ONE HOUR.

# RECTILINEAR MK XII LOUDSPEAKERS



**electronics**  
TODAY  
INTERNATIONAL  
**product test**

Recommended selling price \$199  
(after April 1st 1973).

IN manufacturing the Rectilinear Mark XII loudspeaker the manufacturer's stated intentions were to produce a 'bookshelf' speaker having a reasonably smooth frequency response, low distortion, and high sensitivity to enable it to perform well with low to medium power amplifiers.

Our tests show that these intentions have been met with the exception of electro-acoustic efficiency, which was relatively low for a vented enclosure.

To obtain their goals, Rectilinear have used a three-way speaker system in a vented enclosure. The speakers

consist of a ten inch woofer, a five inch twin-cone mid range speaker, and a three inch tweeter.

The woofer has a number of unusual characteristics one of which is a very large voice coil (two inches in diameter). This is visible through the transparent centre piece of the speaker cone. Another feature of the woofer is a very light but rigid pressed metal speaker frame.

The magnet assembly of the woofer, measuring 4" x 3" x 2", consists of a large 'U' shaped magnet with an 1-7/8" diameter centre pole piece. This

"A very pleasing and clean sound" — Louis Challis.

# BUY STATE OF THE ART SOLID STATE COMPONENTS— Direct from the United States!

All listed prices are in Australian dollars. International Postal Money Orders (please send PO receipt with order for immediate shipment). Banque Chasiere check (preferably in US funds) and rated company cheques (with foreign exchange stamp approval affixed) will be accepted. Due to recent Australian government restrictions we are not able to clear personal checks... All goods are new unused surplus and are fully guaranteed. Orders will be shipped within two workdays of receipt of same. All customs forms will be attached. Minimum order amount is \$5.00, do not add postage — we pay postage. Surface mail for orders under \$10.00 and Air Mail for orders over this amount.

**DATA SHEETS ARE PROVIDED FOR EACH ITEM PURCHASED**

## DIGITAL INTEGRATED CIRCUITS (dual in line package)

Signetic TTL (5 volt operation)	
8440 Dual 2/2 and or invert gate	\$0.35
8455 Dual 4 input buffer	0.40
8480 Quad 2 input NAND gate	0.40
8H16 Dual 4 input NAND (high speed)	0.35
8H70 Triple 3 input NAND (HS)	0.35
8H80 Quad 2 input NAND (HS)	0.35
8H90 Hex inverter (HS)	0.35
8H21 Dual JK flip flop (HS 60 MC)	1.10
8290 Decade counter (HS 60 MC)	3.15
8292 Decade counter (low power)	0.90
8251 BCD to decimal decoder	1.75
7480 Gated full adder	0.50
7413 Dual 4 input NAND Schmidt triggers	1.75
74181 Arithmetic logic unit	3.50
8260 Arithmetic logic unit	3.15
8261 Fast carry for above	1.35

Send for free brochure listing hundreds of bargains.

## Signetic DTL (5 volt operation) dual in line

SP629 Flip flop	\$0.35
SP659 Dual 4 input buffer	0.25
SP670 Triple 3 input NAND gate	0.25
SP680 Quad 2 input NAND gate	0.25
SP690 Hex inverter	0.25

## Signetic "Utililog"

This family of logic offers medium speed combined with a greater noise margin than is available from either DTL or TTL logic. Power requirements are the same as TTL/DTL (single 5 volt supply).

## "Utililog" dual in line package

LU300 Dual 3 input expander	\$0.30
LU301 Quad 2 input diode expander	0.30
LU305 6 input NAND	0.30
LU306 Dual 3 input NAND	0.35
LU314 7 input NOR	0.35
LU317 Dual 4 input expandable NOR	0.30
LU333 Dual 3 input expandable OR	0.30
LU334 Dual 4 input expandable NAND	0.30
LU356 Dual 4 input expandable driver	0.30
LU370 Triple 3 input NOR	0.30
LU377 Triple 3 input NAND	0.30
LU387 Quad 2 input NAND	0.30

## LINEAR INTEGRATED CIRCUITS

Fairchild and Signetic devices (no choice). Some of this line is not marked but it is fully tested and sold on a money-back guarantee. State first choice on package (TO-5, 8-pin dual in line, or 14-pin DIP—we will not ship flat packs).


NES26 High speed comparator	\$1.00
NES65 Phase lock loop	3.50
NES66 Function generator	3.50
NF567 Tone decoder	3.50
709 Popular operational amplifier	0.35
5558 Dual 741 op amp (compensated)	1.00
747 Dual 741 op amp	1.00

## LED DISPLAY

The MANI is a seven segment diffused planar GaAsP light emitting diode array. It is mounted on a dual in line 14-pin substrate and then encapsulated in clear epoxy for protection. It is capable of displaying all digits and nine distinct letters.

### FEATURES:

High brightness, typically 350ft-L @ 20ma.  
Single plane, wide angle viewing, 150°.  
Unobstructed emitting surface.  
Standard 14-pin dual in line package.  
Long operating life, solid state.  
Operates with IC voltage requirements.  
**ONLY \$4.00**



## "UTILILOG" SPECIAL

Ten (10) pieces of LU321 dual JK flip flops and four pages of application information describing ripple counters (3 to 10) and divide by 12 up/down binary and decade counters, shift registers and self-correcting ring counters.

**Complete package only \$3.60**

## LINEAR SPECIAL

Ten (10) 741 fully compensated operational amplifiers with data sheet and two (2) pages of application notes covering the basic circuits for op-amps.

**EACH \$0.65 PACKAGE \$6.00**

8 pin DIL Only 35c each  
\$2.75 for ten.

## LM309K—5 volt regulator



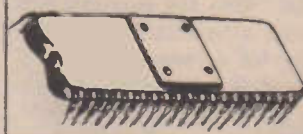
This TO-3 device is a complete regulator on a chip. The 309 is virtually blowout proof, it is designed to shut itself off with overload of current drain or over temperature operation. Input voltage (DC) can range from 10 to 30 volts and the output will be five volts (tolerance is worst case TTL requirement) at current of up to one ampere.

**EACH \$2.50  
FIVE for \$10.00**

## LSI—CALCULATOR ON A CHIP

This 40 pin DIP device contains a complete 12 (twelve) digit calculator. Add, Subtract, Multiply, and Divide. Outputs are multiplexed 7 segment MOS levels. Input is BCD MOS levels. External clock is required. Complete data is provided with chip (includes schematic for a complete calculator).

Complete with data \$9.95



**Data only \$1.00**

## COUNTER DISPLAY KIT—CD-2

This kit provides a highly sophisticated display section module for clocks, counter or other numerical display needs.

The RCA DR-2010 Numitron display tube supplied with this kit is an incandescent seven segment display tube. The .6" high numeral can be read at a distance of thirty feet. RCA specs. provide a minimum life for this tube of 100,000 hours (about 11 years of normal use).

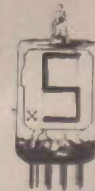
A 7490 decade counter IC is used to give typical count rates of up to thirty MHz. A 7475 is used to store the BCD information during the counting period to ensure a non-blinking display. Stored BCD data from the 7475 is decoded using a 7447 seven segment decoder driver. The 7447 accomplishes blanking of leading edge zeroes, and has a lamp test input which causes all seven segments of the display tube to light.

Kit includes a two sided (with plated through holes) fiberglass printed circuit board, three IC's, DR-2010 (with decimal point) display tube, and enough Molex socket pins for the IC's.

Circuit board is .8" wide and 4 1/2" long. A single 5 volt power source powers both the IC's and the display tube.

CD-2 kit complete only \$9.95  
Assembled and tested \$12.00

**Board only \$2.50**




RCA DR2010 Numitron digital display tube. This incandescent five volt seven segment device provides a .6" high numeral which can be seen at a distance of 30 feet. The tube has a standard nine pin base (solderable) and a left-hand decimal point. **Each \$5.00**

**SPECIAL 5 for \$20**

## UNIVERSAL COUNTER DISPLAY KIT CD-3

This kit is similar to the CD-2 except for the following:

- Does not include the 7475 quad latch storage feature.
- Board is the same width but is 1" shorter.
- Five additional passive components are provided, which permit the user to program the count to any number from two to ten. Two kits may be interconnected to count to any number 2-99, three kits 2-999, etc.
- Complete instructions are provided to pre-set the modulus for your application.



CD-3 board only \$2.25

IC's 7490, 7447 2.75

RCA DR2010 tube 5.00

Complete kit includes all of the above plus 5 programming parts, instructions and Molex pins for IC's. **Only \$8.95**

The MAN3M is a seven segment diffused planar gallium arsenide phosphide readout. It is capable of displaying 10 digits and 9 distinct letters and is encapsulated in a high contrast red epoxy package.

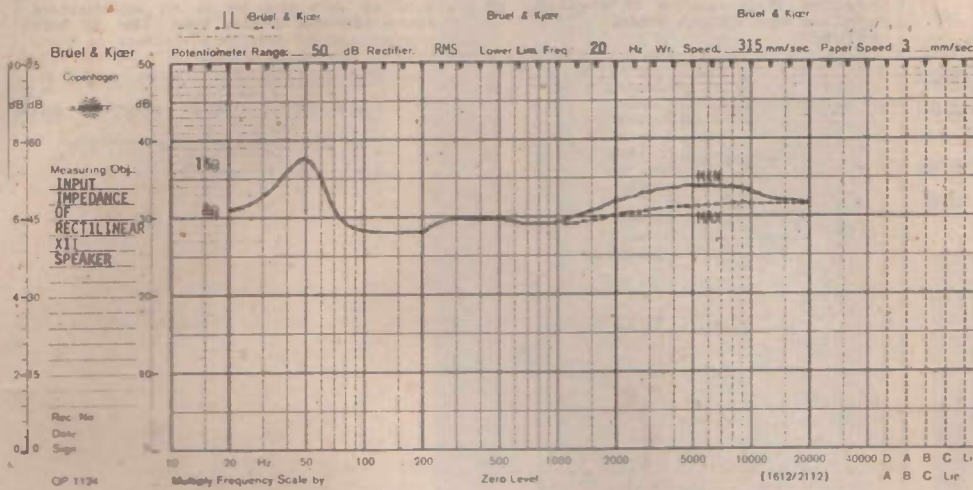
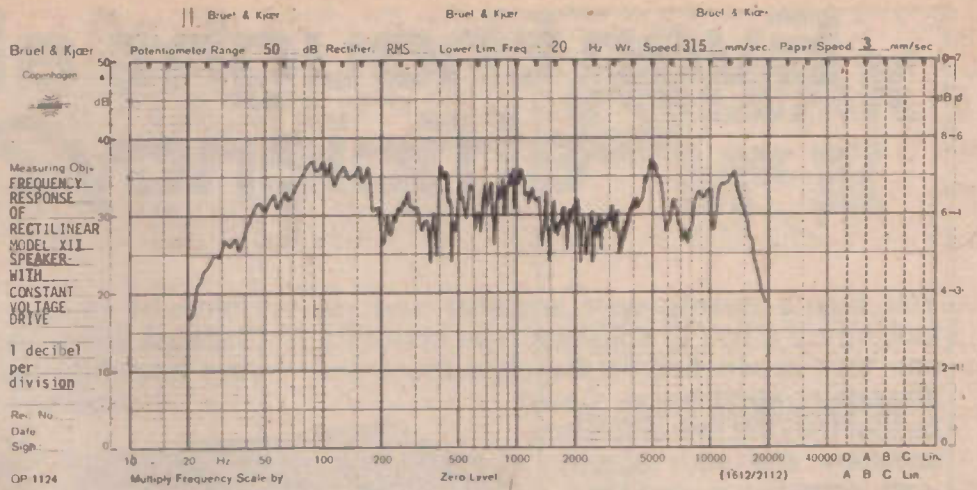
- 0.127" high led 7 segment display.
- Bright red 400 ft-L at 10ma per segment.
- Compatible with standard digital IC's.
- Compact spacing 5 digits per inch.

**\$3.00 each. Ten or more \$2.50**

# Babylon Electronics Inc.

Post Office Box J, Carmichael, California. 95 608 U.S.A.

# RECTILINEAR MK XII LOUDSPEAKERS



provides relatively high electro-mechanical efficiency and allows a diaphragm movement of 7/8".

Yet another unusual characteristic of the woofer is the very low free-air resonance — of a mere 17 Hz, (generally, woofers used in vented enclosures have their natural resonance in the audible range).

The mid-range speaker is a twin-cone unit. It is apparently glued into place in the front mounting panel and is enclosed at the rear by a five inch diameter by five inches long plastic cover, filled with a multicoloured damping material.

The middle cone in this twin-cone unit is quite large — two inches in diameter.

A three inch tweeter is also mounted in the front panel. This unit has a conventional diaphragm with a domed centre.

The crossover network consists of an 'H' type iron-cored choke, an air cored inductor, two capacitors, two large resistors and two wire-wound potentiometers for mid-range and high frequency level adjustment.

The two potentiometers are mounted on a large terminal panel recessed into the rear of the speaker. This panel is also fitted with two screwed input terminals marked "common" and "input".

## HOW THEY SOUNDED

The subjective 'A-B' test proved very interesting, because the Rectilinears had a response similar to our own JBL Studio Monitors, even to the slight colouration characteristic of these units. The main differences were the Rectilinear's lower power handling capacity and slightly earlier bass roll off.

The slight colouration resulted in an apparent crispness in their response to all program material. This was particularly noticeable on orchestral records such as the CBS record S2BR220302 entitled "The Tchaikovsky Ballet Album". This record contains some complex orchestral pieces and these were produced with exceptional clarity and realism, and the Rectilinear's crisp response partly compensated for the

loss of high frequency content due to the normal living room furnishings which tend to attenuate the high frequency components.

The piano in particular is one instrument which many speakers are unable truly to reproduce. Generally they muffle the striking of the notes due to inadequate transient response. The RCA record Nilsson Schmilsson has considerable piano backing, and here the Rectilinears showed good transient response resulting in exceptional realism. This record also has some of the best and lowest frequency content that we have ever heard produced by a bass guitar, and it was only on these passages that we noticed a slight loss of bass and a resonance in one of the speakers sent in for review. The other speaker had no noticeable resonance.

## MEASURED PERFORMANCE

The measured frequency response was quite good being within  $\pm 6$ dB from 30 Hz to 17 kHz, and 9dB down at 22Hz and 18 kHz. The polar response was exceptionally good up to

# Ever thought about efficiency?

You buy a twenty watt amplifier and go looking for a pair of speakers. You choose a pair that sound fine in the showroom but disappointing at home. Could be that they are low efficiency speakers and your twenty watt amplifier is overloading and distorting on the loud bits.


So you trade your twenty watt amplifier for a forty watt job . . . and you blow your speakers.

You're caught between the devil and the deep blue sea.

Unless of course you buy Rectilinear . . . . The high efficiency loudspeakers that flatter your amplifier because they don't make it work so hard.

Put 10 watts in and they sound fine. Put 40 watts in and they sound fine. Put 100 watts into the big ones and they still sound fine.

For once you're free of the low efficiency devil, and the low-power-handling deep blue sea.



**Investigate Rectilinear—the problem solver.**

Solve the money problem too—they start at \$139.

(that's the \$139 model XI above)

SOLE AUSTRALIAN DISTRIBUTORS

***Leroya Industries PTY. LTD.***

266 Hay St., Subiaco, Western Australia. 6008

VIC. Douglas Trading Co.,  
191 Bourke St.,  
Melbourne, 3000.

QLD. Brisbane Agencies,  
72 Wickham Street,  
Fortitude Valley, Qld. 4006

N.S.W. Sydney Hi-Fi Centre,  
83 York St.,  
Sydney, N.S.W. 2000.

S.A. Sound Spectrum,  
33 Regents Arcade,  
Adelaide, S.A. 5000

# RECTILINEAR MK XII LOUDSPEAKERS

approximately 8 kHz. Above this frequency response dropped off approximately 6dB at 60° off-axis from the tweeter.

Harmonic distortion was also very reasonable being only 3% at 100Hz with 5 watts input. This resulted in no noticeable distortion even at relatively loud levels in the average lounge room.

In terms of the performance specification supplied with the speaker, they compared reasonably well. The frequency response resembled the printed one supplied by Rectilinear, with the exception that Rectilinear's was done with a very long averaging time to smooth out the peaks and drop outs.

A considerable amount of information was supplied with the speaker including the intriguing comment that the speakers were "bookshelf units". Nearly every speaker manufacturer in America uses this definition for any speaker with a volume less than three cubic feet. This is in contradiction to our own definition of a bookshelf speaker, and most European manufacturers'

## MEASURED PERFORMANCE OF RECTILINEAR MODEL XII SPEAKER SERIAL NO 204068

Frequency Response	30Hz to 17kHz ±6dB		
Total Harmonic Distortion	100Hz	1kHz	6.3kHz
	1 watt	2%	0.6%
	5 watts	3%	1%
Electro-acoustic Efficiency (at 1kHz)	0.5%		
Cross-over Frequencies	350Hz and 11kHz		
Woofers Resonance	17Hz		
In free air	50Hz		
In enclosure	100Hz	1kHz	
Measured Impedance	6.5Ω	7Ω	
	Enclosure Volume 1.3 cubic feet		
Dimensions	25" high x 14" side x 10 3/4" deep		
Weight	36lb		

definition, which is generally limited to a unit having dimensions not exceeding 15 x 12 x 9 inches. (American bookshelves are bigger? — Ed.)

The technical information supplied was very comprehensive even including second, third and fourth harmonic distortion measurements for fourteen different frequencies between 30 Hz and 15 kHz.

The installation instructions gave wiring details (in American terminology), and commented on correct phasing of the speakers. Other

subjects discussed included speaker placement, adjustments for level controls, warranty and guarantee, and information on correct redress should there be any apparent damage. The five year customer warranty covers the speaker against defective material and faulty workmanship.

The Rectilinear XII Speaker system, although having a rather plain external appearance, would readily match in with most lounge room decors, and has a well balanced set of performance parameters resulting in a very pleasing and clean sound. ●


# MAKE YOUR OWN PUSH BUTTON SWITCH PROTOTYPES



If you are involved in the design and development of electronic equipment or electrical appliances we've got a great new aid for you.

You can now design and construct your own Prototype Switches from the thousands of combinations possible using our latest Engineers Prototype Kit.

When you have finalized your design we will then assemble



Prototype switch made from McMurdo Engineers Prototype Kit.

your production quantities (in any quantity from 10 to 10,000) at unbeatable prices!

The ISOSTAT Push Button Switch Kit contains all necessary hardware, assembly instructions, parts list and a demonstration switch.

Price: \$45.00 Plus Sales Tax (if applicable).



**McMURDO (AUSTRALIA) PTY. LTD.**

Head Office and Factory:  
17-21 Carinish Road, Clayton, Victoria, 3168. Tel. 544 3033  
N.S.W. 242 Blaxland Road, Ryde, 2112. Tel. 807 1944  
S.A. 346-348 Carrington Street, Adelaide, 5000. Tel. 23 1535

AGENTS  
QUEENSLAND: Douglas Electronics Pty. Ltd.  
Tel. 97 8222, 97 8655, Walton Electronics Tel.  
38 5275, WESTERN AUSTRALIA: W. J. Mon-  
crieff Pty. Ltd. Tel. 23 1194, 25 6140 A.C.T.:  
Electronic Components Pty. Ltd. Tel. 95 6811  
TASMANIA: W. & G. Genders Pty. Ltd. Tel.  
31 2511, 34 4311.

73/2/EKS

# LUX

World's most renowned amplifiers— The ultimate musical experience!



For sheer professionalism in amplifiers, look to Lux! As the world's longest-established manufacturer of amplifiers, the company's manufacturing policy accounts for the quality of sound. It first makes the amplifier to its own standards of quality, then puts a price on it. Fifty years of establishment, experience and reputation enable Lux to present units which make apparent the mystery and softness of every musical instrument. This is ultimate hi-fidelity.

#### SQ700X

27 transistors, 2 silicone varistors, 4 silicone diodes. Main amp section adopts a fully complementary direct coupled output with differential amplification. RMS power 25/25 watts, distortion less than 0.1%, frequency response 10 – 50,000Hz – 1dB. Other famous Lux models include: 505X, 507X, 202.

#### NEW! LUX LX 77 HIGH QUALITY SPEAKERS

Finally released after many years of extensive development, the Lux LX 77 3-way speaker system features the exclusive ring diaphragm tweeter which eliminates break-up vibration within the audible range. Dome-type midrange features hemispheric diaphragm for even, wide dispersion. Long voice-coil woofer eliminates non-linear distortion in the low frequency range. Constant impedance attenuator level controls for high and mid-range, are fitted on the front panel, permitting settings to suit your individual listening requirements. Frequency response 30–22,000Hz. Beautifully finished timber cabinets, 26" x 15" x 12".

Speakers: 12" high compliance woofer, 1.6" dome type mid-range, 1.3" ring type tweeter. Crossover frequency 700, 8000Hz, 12dB/oct. 60 watts 80ohm.



State agents:  
N.S.W.: M & G Hoskins Pty. Ltd., 37 Castle St., Blakehurst. 2221. Telephone 54-1464. Q'LD.: Stereo Supplies, 100 Turbot St., Brisbane. 4000 Telephone 21-3623. S.A.: Challenge Hi-Fi Stereo, 6 Gays Arcade, Adelaide. 5000 Telephone 23-2203. TAS.: Audio Services, 72 Wilson St., Burnie. 7320 Telephone 31-2390. VIC.: Encel Electronics Pty. Ltd., 431 Bridge Rd., Richmond. 3121 Telephone 42-3762. W.A.: Albert TV & Hi-Fi, 282 Hay St., Perth. 6000 Telephone 21-5004.

## INTERDYN

*Sole Australian distributors:*

**INTERNATIONAL DYNAMICS (AGENCIES) PTY. LTD.**

P.O. Box 205, Cheltenham, Vic. 3192.



# SCOPE soldering irons

## IMPROVING BRIDGE MEASUREMENTS

IN the course of making measurements of the pressure and thrust characteristics of rocket motors, using electrical resistance strain-gauge transducers the Australian Weapons Research Establishment, has developed a power supply with potential application of precision transducer measurements in other fields.

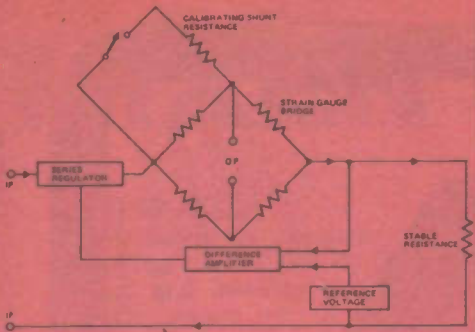
The WRE measuring equipment uses strain-gauges in a Wheatstone Bridge configuration. The conventional circuit has the disadvantage that the output voltage varies with the input voltage supplied to the bridge, for precision measurements the transducer must therefore be recalibrated in relation to the local supply voltage each time it is moved to a new site.

In the WRE development, a miniature high-stability current generator is used to control the stability of the bridge supply (as shown in the schematic diagram). The novel feature is that by making the generator an integral part of the transducer, the output from the bridge becomes independent of supply voltage for variations of up to  $\pm 10\%$  from nominal. Transducers can thus be calibrated at a central station and operated at other sites without the need for a constant supply voltage. In addition, the circuit improves linearity and decreases temperature sensitivity.

Transducers have been constructed which have maintained their accuracy and stability within  $\pm 0.2\%$  for more than a year.

Self-checking capability between calibration has been provided, as shown in the schematic diagram. Operation of a relay-type switch, incorporated in the transducer body, connects a calibrating shunt resistance across one arm of the bridge and allows the stability of the transducer circuit to be checked.

For further information contact Mr J.R. Mapletoft, Propulsion and Marine Physics Division, Weapons Research Establishment, Box 2151, G.P.O. Adelaide, South Australia.



Buy a SCOPE and join the club of satisfied USERS—you need not keep it a secret, others don't. That's why SCOPE IS KNOWN AT ALL THE BEST PLACES—in the tool kit, on the bench, in the boot, on the kitchen table, in the garage, on the service truck, in the engine room, even on the roof... Wherever SCOPE goes it gives you the best service—and a host of satisfied users will agree it is the QUICKEST, the EASIEST, the SAFEST... THE BEST OF ALL SOLDERING IRONS.


**ECONOMICAL**  
Consumes current only whilst in use. Scope performs all the functions of other irons from 40 to 150 Watts. (Miniscope—up to 75 Watts).

**FAST**  
Fast heating due to the unique replaceable carbon element. Only 5 to 6 seconds' initial heating up time from cold, then practically instantaneous.

**VERSATILE**  
Copes with all soldering jobs—from miniature components to large solder lugs. Temperature control at your finger tips. Heat only when, where and as much as needed.

**SAFE**  
Low voltage operation. Scope irons operate from 2.5V to 6V.

For your complete protection and the satisfactory operation of your Scope iron, demand and use THE APPROVED SCOPE **natronic** TRANSFORMER which incorporates a specially designed ELECTRO-STATIC SHIELD.



\* Approved by electricity authorities APP. No. N/360/6894-5

**CONVENIENT**  
Ideal for those almost inaccessible spots. No burning of adjacent insulation.

**LIGHT WEIGHT**  
Scope De Luxe weighs only 3½ ozs. Miniscope 1¾ ozs.



All irons are supplied complete with a spare tip and two elements and suitably packed for presentation as a gift.

**SPARE PARTS**  
No expensive resistance wire heating elements to replace. Maintenance without special tools. Spare tips, carbon elements and other parts readily available from your Scope Distributor.

Scope products are available from all major electrical wholesalers and Hardware Stores throughout Australia and from H. W. Clarke, Wellington and Auckland, New Zealand.

## SCOPE MEANS A LIFETIME OF SATISFACTION




## IRH Components Pty. Limited

THE CRESCENT, KINGSGROVE, N.S.W. 2208. PHONE: 50-0111  
74 RAGLAN ST., PRESTON, VIC. 3072. PHONE: 44-5021

Interstate Agents  
HOB. TAS. 34 2811  
LAUN. TAS. 2 2844  
PERTH W.A. 8 2271  
ADEL. S.A. 23 1971  
BRIS. QLD. 21 1933  
New Zealand  
H. W. CLARKE  
(N.Z.) LTD.



Please Post free SCOPE literature 

NAME .....

ADDRESS .....

.....

CITY ..... POSTCODE .....

# apan

## MUSIC MAKER



How can we sell a fully automatic belt drive turntable for such a low price? Simple!

We don't charge you for the quality.

The Apan BFU-121 is the first fully automatic turntable in Australia. Built of precision parts, the Apan BFU-121 boasts perfect record tracing from its static balance tone arm; excellent dynamic balance from the aluminium diecast turntable; quiet, positive, constant speed 4-pole synchronous motor; feather-touch cue-control lever; removable head shell; all for around \$125 — ready to operate with no extra costs.

It all adds up to the best turntable in its class. A turntable which features high reliability and superb performance without the extra cost that top quality traditionally warrants. And it comes with twelve months warranty and after sales service.

Manual and semi-auto models also available.

# RALMAR

agencies pty. ltd.

431 Kent Street, Sydney Tel.: 29 4338

#### AGENTS:

QLD: Tallerman & Co. Pty. Ltd., Robertson St., Valley, Brisbane  
VIC: K.J. Kalres & Co. Pty. Ltd., 4 Hill Court, Macleod  
S.A.: Wm. M. Matthew & J.A. Dunn Pty. Ltd., 251 Hutt St., Adelaide

#### STATE DISTRIBUTORS:

W.A.: G.K. Cameron & Co. Pty. Ltd., 246 Churchill Ave., Subiaco  
A.C.T.: Sonny Cohen & Son, 20 Isa St., Fyshwick  
TAS: W. & G. Genders Pty. Ltd., Launceston, Burnie, Hobart  
N.T.: N.T. Musical & Electrical Wholesale Pty. Ltd., 54 Cavenagh St., Darwin

# COMPUTERIZE-AND BE DAMNED?

"If you were me, Oi wouldn't be dooin' it" is the punch line to a well-known Irish joke — and could also be the advice from management with some experience of computerizing their company activities — when they choose to be honest with themselves — and us.

**CASE 1:** Towards the end of 1971, a package holiday and travel firm with international operations sacked its computer, saved itself \$180,000 a year and achieved greater efficiency with half the staff. The most charitable comment from its managing director was "Perhaps using a computer could be profitable when we expand to double our present operations"; he had, then, 150,000 bookings a year!

**Case 2:** Early in 1970, a large firm in the UK domestic appliance sector computerized its extensive spare-parts inventory and despatch system. Two years later, after having spent nearly \$200,000 on staff and equipment, they courageously hired two veteran organization and methods experts with only a nodding acquaintance with the mysteries of the computer.

Their two months of intensive study resulted in suspension of all computerization with almost over-night increase of productive work output and continuing cost savings.

**Case 3:** 'Management Practice' recently reported how a (US) company boosted its profits by taking a good hard look at its computerized inventory control.

What have all these three case histories in common with the laboratory engineer who was persuaded to buy a digital multimeter (measuring to 0.1% and with a number of other facilities) when all he really needed was an Avo Model 8 for continuity testing and simple voltage indications? Simply that, for a given function or set of functions to be carried out, there almost always exists a valid operational form which runs contrary to the oft-heard argument that complex-looking operations require complex-looking systems or equipment.

It is frightening to find that we are slowly but remorselessly being conditioned to using systems, procedures and equipments which are far too elaborate, involved and over-accurate for the problems we need to solve.



*Sigma 9 System at Cybernet Time Sharing Ltd. (Rank Xerox).*

## REAL PROBLEMS

Returning to the computer case-histories, the tour operator found the system was cumbersome and slow, especially in dealing with clients' alterations to itineraries and bookings. A mass of information was potentially available, as the programmers and computer staff claimed, but nothing really worthwhile was readily available. Overheads, with staff, kept doubling every two years and eating into profits — while the promised 'golden day' — when all you had to do was press a button and get all the answers to a wide range of really important questions — seemed just as far away as ever.

A real hard look revealed that the staff were doing twice as much work as before the computer arrived, but 75% of their work was in feeding information to the seemingly bottomless funnel of the 'computer room'.

Yet with just one more assistant at certain key booking offices and a

revised information-transfer system between the offices (using conventional phone, telex and postal services), the firm found that they could restore the sort of service they used to provide — even allowing for the 100% increase in orders in the intervening 'computerized' period.

The appliance firm with spare-part inventory and order despatch difficulties, had real problems which had nothing to do with computerizing itself. The store-clerk, for example, was spending just as much (if not more) time in preparing information for the computer boys as he originally did in keeping a simple card index.

The difference with computerization was that, if he was asked how many IF strips he had in stock, he could no longer thumb a card index and give the answer, but had to 'input' the computer which had the information in its invisible secret archives and whose current program could not be interrupted till who knows when.

The firm's real problem was that the

# The John Bowers Story

EVERY century there has been the growth of new crafts. Inevitably a superior craftsman in his field emerges and his name becomes a by-word. One can immediately think of Chippendale and his furniture; Stradavarius and his violins; Earnest Rolls and his motor cars. Now, John Bowers of Bowers & Wilkins (B & W) has already achieved a remarkable reputation for his B & W Monitor Speakers.

Unfortunately, craftsmen do not turn out their products in mass-produced quantities. For this reason it has not been easy to obtain adequate supplies of B & W speakers, but recently with the opening of a small but modern factory, B & W have managed to turn out more speakers but still up to the same individual crafted specifications that have made them famous throughout the world.

Of course, there are countries where B & W speakers are not sold, but Australia has recently received a limited number of these unique

treasures most in his own home. In the article he comments about these things such as old Victorian mugs and objects, a jump clock, "which I re-housed in a big brass casing allowing the pendulum to be exposed", a Japanese paper flower and the B & W new electrostatic speakers "which probably give the finest sound there is",...

The Model 70 illustrated here is one of the pair illustrated in Vogue and it has resulted in world wide acclaim for this new Speaker design concept. As well as White, it is available in Teak or Walnut finish and it blends in with almost any furnishing. The size of this speaker for such performance is relatively small. The box itself without stand is only 25" wide, 20" high and 15" deep.

For those who find the model 70 electrostatic monitor speaker a little beyond their budget, the just released model DM2, entirely new Monitor loud speakers from John Bowers, fills a very important place in Hi-Fi reproduction.

This speaker has been several years in its development and it has much of the sound of the B & W 70 electrostatics. The bass response is obtained in a very small box by a rear loading of the bass unit (Patt. APP.) by means of a B & W developed eighth wave acoustic line that also reduces harmonic and dopler distortion compared to the conventional loading. A wide dispersion dome type high-frequency unit carries the frequency response to 30 KHz with Butterworth third order high and low bass filters in the crossover network. The third speaker is a 1 1/2" lower range tweeter which helps to produce the extremely smooth and level response plot on B & K test equipment.



A speaker is born! This is the prototype for the Model 70 Electrostatic undergoing tests in John Bower's Anechoic Chamber.

recording chamber, then B & W is the speaker that they must have. John Bowers in his demonstrations at Audio Shows throughout Europe has amazed audiences by inviting them to clap with the recorded clapping at the end of the performance. It has been most noticeable that the clap from the audience and the clapping from the speaker blends perfectly — true realism. He then invites the audience to clap with the same applause at the end of his test record with any other speaker in the Audio Fair and the difference is quite conclusive. There is a wide degree of colouration in almost all speaker systems except the B & W Monitor type. To people who have an untrained ear, and used to "tinkle-tinkle-boom-boom", B & W speakers may at first seem a little basic, but so would a live performance. The "real thing" in music does not have the rose tinted colouration that is mistaken for High-Fidelity sound by many people.

You owe to yourself to seek out your nearest B & W stockist who will arrange a demonstration of these fine B & W speakers. I have never enjoyed introducing a product more than I have with the B & W range of Monitor speakers. I am only sorry that there have been so many occasions that we have been out of stock. To those who have been disappointed, I now say and hope we will be able to supply you with your full requirements. Please write for further information

Yours sincerely,

Malcolm Goldfinch,  
Managing Director,

Convoy International Pty. Ltd.



The B & W Model 70 Electrostatic Monitor Speaker described by experts as ... "perfection". \$985 pair.


speakers, which have received the most enthusiastic reception from the experienced Hi-Fi listener.

The most interesting of all B & W speakers is the DM70 model, Electrostatic. This speaker is a unique hybrid speaker using the immense advantages of electrostatic reproduction from 70 cycles upwards, and the great mechanical efficiency of a conventional base-pump type of bass unit for the lower frequencies.

The electrostatic unit consists of a semi-circular array of 11 transducers in a free standing form. It is necessary to hear this speaker to believe that such realism is possible.

Typical remarks from music critics writing in world famous publications such as the Gramophone are, "approaching the ideal everyone is seeking... perfection!"

In Vogue magazine there appears an illustration of Lord Snowdon's "workshop" together with an article on the things he



The B & W DM2 on stand. Monitor speaker realism at a moderate price. \$498 pair.

Response plots are supplied with every B & W speaker so that you know the actual performance of the speaker in the test chamber before it leaves the factory.

For those people who are sincere in their High Fidelity listening and require a speaker to give them reproduction that is very close to the original sound with the acoustics of the original

SOLE AUSTRALIAN AGENTS

**Convoy Imports**  
A Division of Convoy International Pty Ltd

1 MACLEAN ST., WOOLLOOMOOLOO, SYDNEY

AVAILABLE FROM

**Convoy Technocentre**  
A Division of Convoy International Pty Ltd

Cnr. Plunkett & Maclean Sts., Woolloomooloo, Sydney.  
Open Thursday nights & Saturday. — Ph. 357 2444

SOUND SPECTRUM  
33 Regent Arcade, Adelaide, 5000

## COMPUTERIZE-AND BE DAMNED?

manual procedures for stock control, ordering and despatching had fundamental deficiencies which resulted in frequent and inevitable bottle-necks and which computerization could not have taken care of. On the contrary, the computerization (expectably, in hindsight) emphasised these administrative and procedural faults, for the simple reason that the programmers and data-processing experts (who knew nothing about the firm's commercial or engineering peculiarities) took their information from the day-to-day practices adopted in the company when they arrived on the scene. Once certain simple (and, as it proved, very effective) administrative and managerial 'base-rock' practices were introduced, bottlenecks vanished and, with it, the need for a computer.

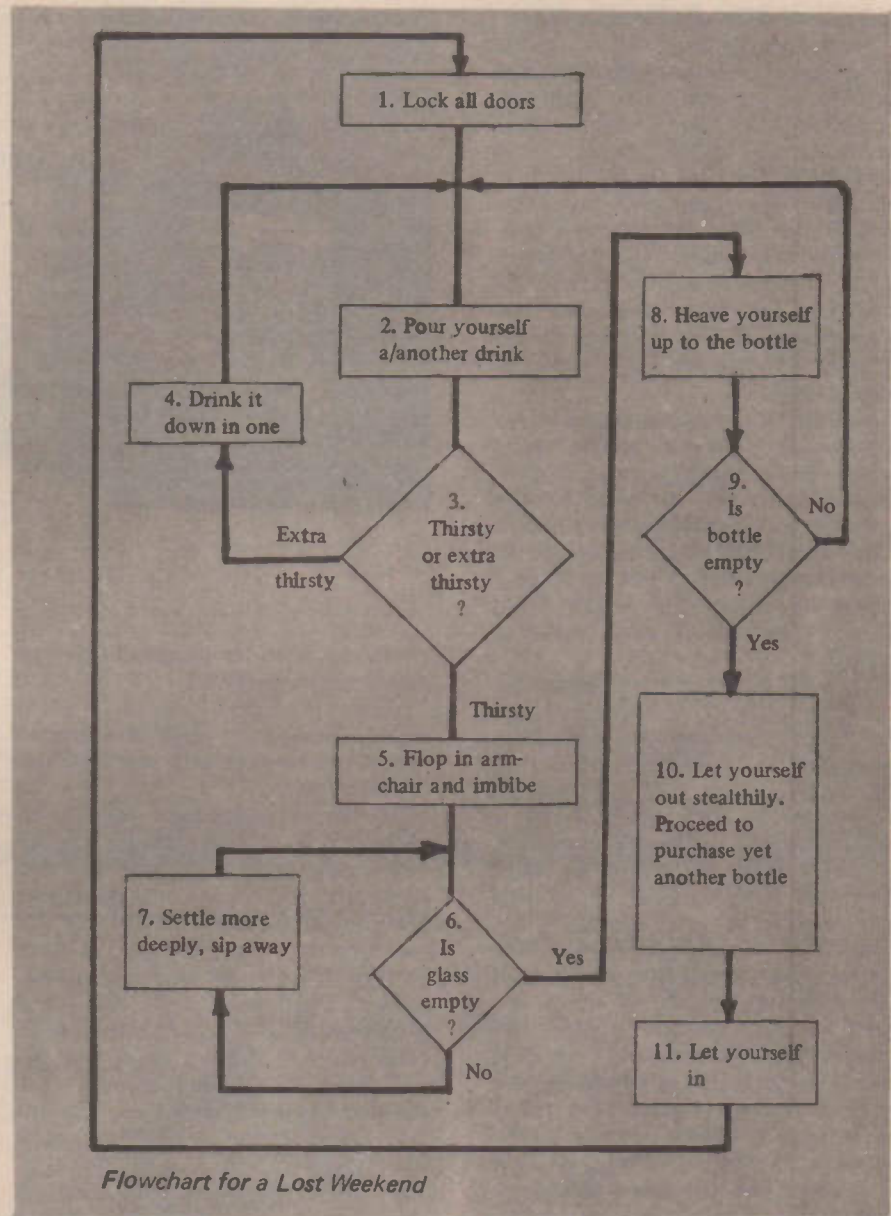
The American company's real difficulty was that the computerized inventory control system was designed by data processing experts — to whom the computer was the centre-piece on which to hang an inventory control system. They did not appreciate vital commercial aspects of inventory control such as EOQ (Economic Order Quantity) or ELS (Economic Lot Size). By including fixed-elements in the cost of ordering inventories — instead of using just the variable factors — they created an unnecessary wasteful excess of 20% or so in the overall inventory levels; far too much was being ordered and stocked. And, in their textbook approach to data processing, they did not allow for the familiar Pareto law that 80% of value is often accounted for by 20% of the items.

By putting every one of the company's 12,000 and odd inventory items subject to computerized procedures, preparing the input to the monster involved far too much time and effort and cost. Just as much work was involved for a three-cent nut and bolt as for a \$5,000 item, and the scheduling of high-value items was literally lost in the mass of low-value item information.

### SCPTICISM

The 'Management' columnist in a national (UK) newspaper reports that, according to reliable management consultants, only one in five of computer installations is earning its keep.

It is fast becoming accepted practice for board chairmen to insist "Yes, we think our £50 million in computer-



izing was well spent" — and the scepticism with which such remarks are greeted in the profession also grows as tales of woe from users of EDP seem never ending.

The real truth, if one digs into some cases, is that things are bad when the computer is installed (not surprising since, in the views of many managements ill-informed in computer applications, the computer was looked upon as the panacea to end all ills) and, when the computer is installed, things really get worse and the promised panacea recedes further and farther away.

When a computer expert like Brian Rothery writes a book called 'The

Myth of the Computer' and (as journalists say) "reveals all", the time seems ripe for a second look at the situation by a by-stander not involved in selling or buying business computers.

### SOME LESSONS

Some lessons have been painfully learned in the last decade, of misguided over-selling by computer salesmen, and equally misinformed acquiescence by ill-prepared managements.

Centralisation of corporate activities, especially in the accounting and similar data recording and retrieval sectors, does not always pay. For an

## COMPUTERIZE-AND BE DAMNED?

organisation with subsidiary centres of activity scattered miles apart, centralisation of record-keeping at the head-office makes it virtually impossible for the centres' chief executives to assess, rapidly and continually, the profitability of their day-to-day operations and short-term plans. The records are elsewhere, and, by the time they are collected, collated, processed and fed back to the centre in a form useful to the centre-manager, it is too late to do anything about falling profit curves or drain of cash-flow.

The imminent collapse of a famous ship-yard (in UK) was evident to its operational managers six months before head-office tumbled to the inevitable conclusion that they had to cease operations, yet it took six months for the centralized accounting system to digest the inputs from various sources and spell out the result.


Before mechanisation is installed, be it simple-manual or computerized, the system of handling the work-load should first be examined thoroughly and the procedures clearly delineated.

How much of a manager's or even a clerk's operation is based on intuition matured through experience or sheer man-made common-sense is perhaps not realised. Machines are fundamentally incapable of anything but systematic work and cannot cope with such aspects of the operation. Hence the frequent tales of computerized accounting sending household electricity or telephone bills for amounts astronomic even for a medium-sized business concern. In the old days of manual billing, a clerk would have spotted this discrepancy and queried it before it went farther into the system.

Computer consultants privately concede that most companies would find that, if they merely get their existing methods and systems better organized and made efficient before putting it all on computer, they would find that they could cancel the order for a computer — and be better off.

And the few who really still need a computer will be better advised to get their objectives clear, viz., what information, and to what detail, they want computerization to provide. One management expert asserts that few computers provide real information — and almost all provide just a mass of meaningless and unusable data.

As Brian Rothery indicates in his book, the result is that the only real benefit from the computer is payment



of dividends to its manufacturers and programming bureaux.

Identification and clear understanding of what is expected from computerization is not easy, but it is necessary.

The same computer cannot be expected to process information for day-to-day operational activities, and simultaneously act as a source of vital decision-making information for the management; the former involves systematic work, the latter operational research techniques with their own problems of modelling and forecasting. Handling of input data by the computer, its programming and problem-solving approaches for the two requirements are simply poles apart.

In surveying just what various managements were trying to achieve from computerization and how far they have succeeded, it is clear that working out wages for staff or providing information for management decision-making can often be done by cheaper and prompter means than with a computer; the sort of activities most suitable for a computer are the tedious repetitive tasks like sales statistics, stock control, order processing and mathematical calculations for scientific and research work.

In addition to pre-defining what work output is wanted from the computer, managements should also ask "Why?"

Is it to save staff, reduce time lag between input and output of data, reduce errors or expand the scope of data coverage?

This is probably the sort of area where insufficient analysis and inexact costing of existing methods and systems make it impossible to assess the saving which would result from computerization.

An international airline's experience carries another lesson, viz., never get a computer or EDP specialist to install the system for you. He may be an expert in information processing by electronic machines but he must be made to report to a manager who knows the business in which the company is engaged in, understands what the company's commercial objectives are and can direct EDP activities to the overall interests of the company.

By applying to the computer staff the same controls of operational justification that any other productive worker in the company is subject to — and fighting to enforce it against the tide of pseudo-technical jargon sure to be bandied about — managements can be more certain that, sooner or later, the computer staff will see themselves as managers serving to further the company's interests — rather than EDP experts furthering computer technology — or themselves.

Lastly, once the system is installed, it should be monitored frequently. Business conditions change — and, with it, the real results to be achieved by the computer. Many systems which have started off with a specific job to do, have continued doing it when it is no longer an immediate need — merely because managers did not apply capability criteria to continually update job requirements. ●

# MATCHING COMPATIBLE STEREO... THANKS TO WHARFEDALE



True. You can get yourself into a lot of strife if you buy stereo components from seven different manufacturers and an equal number of hi-fi dealers. And matching stereo equipment is a job for an audio expert.

To save you the trouble (and the unnecessary expense) Wharfedale's engineers have designed an electronically balanced range of fully compatible stereo equipment. With Wharfedale's experience and "know-how" how can you go wrong? After all, Wharfedale have been marketing

high fidelity equipment for a longer time than any other recognised manufacturer! For over forty years!

In the new Wharfedale range you will find:—

- THE LINTON STEREO AMPLIFIER
- THE LINTON TURNTABLE • THE

DC9 CASSETTE RECORDER • MODEL DD-1 STEREO HEADPHONES

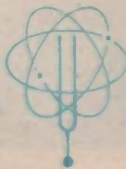
• YOUR CHOICE OF NO LESS THAN EIGHT HIGH QUALITY SPEAKER SYSTEMS RANGING FROM 20 TO 40 WATTS DIN RATING.

See and hear the Wharfedale range at your nearest Bleakley Gray franchised dealer. Listen carefully and critically. You can depend on Wharfedale quality absolutely.

## Bleakley Gray Corporation Pty. Limited.

Australian National Distributors:

INTERSTATE REPRESENTATIVES:  
N.T.: Pfitzner's Music House, Smith Street, Darwin. Tel. 3801.  
Tas.: K. W. McCulloch Pty. Ltd., 57 George Street, Launceston. Tel. 2 5322.



Head Office: 28 Elizabeth St., Melbourne, Vic. Tel. 63 8101\*. Telex: 31904  
Sydney Office: 177 Salisbury Rd., Camperdown, N.S.W. Tel. 519 5555\*  
Canberra Office: 25 Molonglo Mall, Fyshwick, A.C.T. Tel. 95 2144\*  
Adelaide Office: 301 South Terrace, Adelaide, S.A. Tel. 23 6219  
Brisbane Office: 3 Prospect St., Bowen Hills, Qld. Tel. 52 7333  
Perth Office: 27 Oxford St., Leederville, W.A. Tel. 81 4988

Instrol  
System  
229



Featuring the Broadway .20T SEAS speaker systems, the Rota amplifier (15 watts RMS per channel), the high quality Garrard Player with magnetic cartridge, base and cover, and you have unbeatable value at the list price of \$313.00; let alone at the special Instrol price of ..... \$229.00.

**Complete Hi-Fi Catalogue.....50¢**

Please send me your complete full-colour hi-fi catalogue and price list containing full details of hi-fi systems and separate hi-fi components. I enclose herewith postage stamps or money order to the value of 50 cents. I understand that the 50 cents will be refunded on my first purchase.

NAME: .....

ADDRESS: .....

Postcode: .....

**INSTROL HI-FI**

Featuring the Rotel 310 amplifier (15 watts RMS per channel), the now famous Magnavox 8-30 Speaker Systems, the Garrard SP-25 Player, base and cover, and the smooth response of the ADC magnetic cartridge. This is value plus at ..... \$299.00.



Instrol  
System  
229



J.B.L.  
System  
799



This system features JBL Lancer 77 speakers at \$299.00 ea. and a LUX 708 professional 50 watt amplifier at \$228.00, thus totalling \$826.00. Instrol now have reduced this to \$799.00 including FREE OF CHARGE the JH belt-drive turntable, featuring the Sansui tone-arm ADC 220XE, acoustically sprung base and hinged cover. Special System Offer ..... \$799.00.



## SPECIAL BONUS OFFER!

These systems will be sent FREIGHT FREE by passenger rail to any city or town in N.S.W., Victoria, Queensland or South Australia.

## DOUBLE WARRANTY

Every system is not only covered by the manufacturers warranty but also by Instrol's own full guarantee.

**91a YORK ST. SYDNEY**


**(between King & Market Sts.) 29 4258**

Never before have the omnidirectional Sonab V1 speakers been available in a quality system at such an attractive price. They are backed by a 5 year warranty and come in the largest range of colours of any speakers in the world. The Rotel 310 amplifier, JH belt-drive turntable combination and ADC magnetic cartridge complete this system. All for only ... \$419.00.



Sonab  
System  
419

# PLESSEY PROFESSIONAL CONTROLS



Plessey provides the widest selection of Professional class carbon and wire-wound resistive controls of both commercial and DEF Qualification standard.

The range offers miniature potentiometers rated upwards from 50mW to power rheostats of 500W, together with a choice of resistances, tapers, shafts, mounting arrangements, ganged and dual types and specials to suit customers' specifications. Ganged potentiometers with track matching to within 1.6db. are available for stereophonic equipment, test instruments and other applications.

Potentiometers employ a hot moulded carbon track construction giving extremely low electrical noise throughout a long, trouble-free life. Life expectancy is in the order of 9 million cycles of rotation with a resistance change of no greater than 1%.

Plessey potentiometer tracks consist of a phenolic moulding loaded with carefully controlled proportions of conducting carbon filler providing superior power dissipation and temperature coefficient characteristics compared to carbon film types.



A standardised range is available ex stock. Literature is available on request to the Professional Components Division.

**PLESSEY  
Ducon**



Plessey Ducon Pty. Limited  
Box 2, Villawood, N.S.W. 2163  
Telephone 72 0133. Telex 20384  
Henderson (N.Z.) 64 189

AD53



# DOOR MONITOR

Build this simple unit to monitor entrance ways — or build it just for fun. Either way it is a good beginner's project.

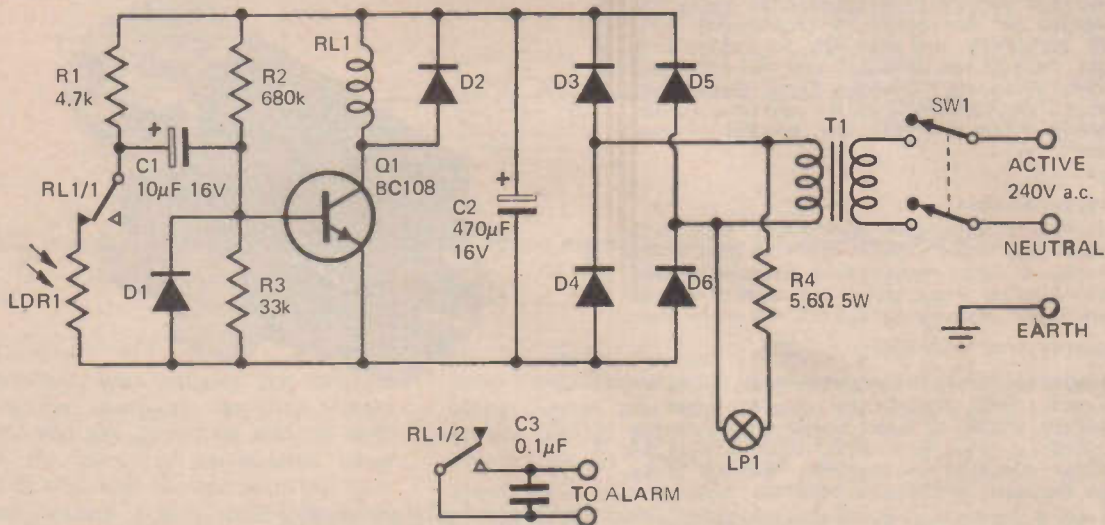


Fig. 1. Circuit diagram of complete unit.

UNITS such as this are used by shop keepers to draw attention to a customer requiring service. They do so by ringing an alarm bell or buzzer when a light beam across the shop entrance is broken.

One disadvantage of most single transistor units is that the alarm continues to sound while ever the beam is broken.

Our unit maintains the simple single — transistor operation whilst limiting the alarm duration to half a second.

Many other applications are possible such as non-contact object counting, liquid-level control, or by using ambient light sensing only, day/night switching.

It must be stressed however that the unit is not intended for use as a burglar alarm. Light beam units are too easily fooled to be of use in such applications.

Reliable operation will be obtained over 10 to 15 feet when using a

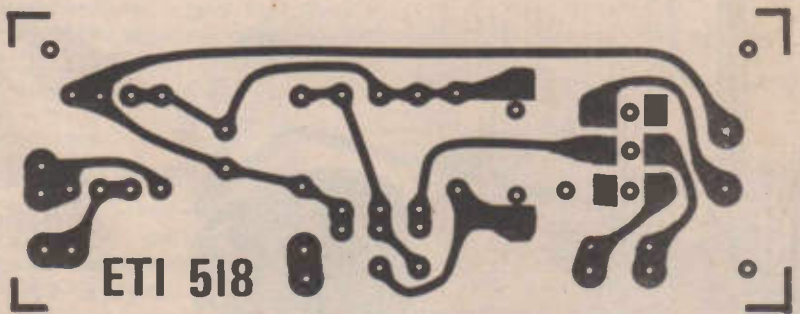


Fig. 2. Foil pattern of printed circuit board (full size).

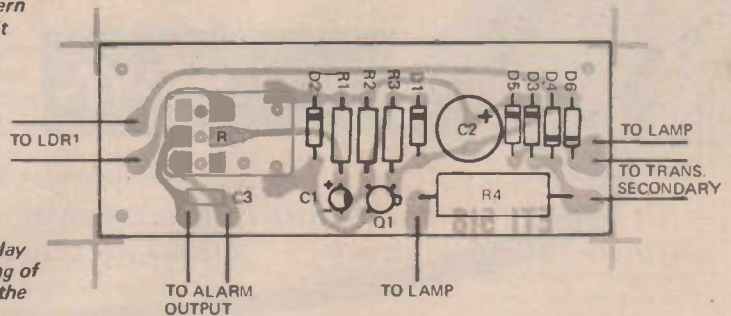


Fig. 3. This overlay shows positioning of components on the board.

for superb 4 channel reproduction

go  
for

# GRACE

## F8 SERIES CARTRIDGES

●STEREO ELLIPTICAL ●MATRIX 4 CHANNEL ●4 CHANNEL DISCRETE

After producing superb cartridges for 20 years, Grace, in conjunction with N.H.K. (Government Sponsored Broadcasting Institute of Japan) continued its search for an even better cartridge. From this collaboration came the Grace F8L, and then the Broadcast Standard Sigma 709 was developed for the commercial broadcasting field. From the Sigma 709, and especially for critical hi-fi enthusiasts, the F8C was developed, and now comes the F8F Shibata 4 channel. "Canadian Stereo Guide" said about Grace: "all in all, the Grace is a very fine cartridge and deserves a place among the handful of top performers".


**The Grace range includes:**

**F8C** Used with a lightweight high quality low inertia tonearm (e.g. Grace G840F) the F8C gives a new dimension in stereo reproduction. Employs the well-proven Luminal Trace stylus, and tapered magnets ensure a flat response throughout the entire scale.

Frequency range 15-25,000Hz + 2.5dB  
- 1dB


**F8L** Flat response, distortion free performance, lifelike and impressive tonal reproduction, ideally suited to laboratory testing of audio equipment or records. Excellent separation even above 10,000Hz gives this cartridge stabilized performance. Luminal Trace stylus, frequency 20-20,000Hz  $\pm 2$ dB

**Note:** The new 4 channel stylii can be used in existing Grace cartridges.



### F8F MATRICAL FLUX CARTRIDGE FOR 4 CHANNEL

Specially developed for reproducing Discrete 4-channel records, the F8F is a wide range cartridge with its own specially developed Shibata stylus. Through the special use of lightweight materials, the cantilever has been reduced in mass to about half that of other cartridges, for improved frequency response, and reduced mechanical impedance, resulting in high compliance. Net result: considerably reduced wear on both stylus and records. Frequency range 10-50kHz. Also available as F8E with elliptical stylus in place of the Shibata, for Matrix 4-channel records, and regular 2-channel records. Frequency range 10-50kHz. For best results, use the F8F and F8E cartridges with the Grace G707 Quadmaster arm.



# INTERDYN

**Look for Grace cartridges and tonearms at:**

N.S.W. M. & G. Hoskins Pty. Ltd. 37 Castle St.,  
Blakehurst 2221.  
Q'LD. Stereo Supplies, 100 Turbot St.,  
Brisbane 4000.  
S.A. Challenge Hi-Fi Stereo, 6 Gays Arcade,  
Adelaide 5000.  
TAS. Audio Services, 72 Wilson St., Burnie  
7320.  
VIC. Encl Electronics Pty. Ltd. 431 Bridge  
Rd., Richmond 3121.  
W.A. Albert TV & Hi-Fi, 282 Hay St., Perth  
6000.

*Sole Australian distributors:*

**INTERNATIONAL DYNAMICS (AGENCIES) PTY. LTD.**

P.O. Box 205, Cheltenham, Vic. 3192.

mirror, or from 20 to 30 feet between lens and sensing unit.

The layout of the unit may be varied, quite readily, to suit individual requirements (and the focal length of the lenses used). The unit described here has both the transmitter (globe) and the receiver (LDR) in the same box and uses a mirror to return the beam. However it may be built into two separate units if required.

Almost any converging lens would do, however in a unit of practical physical size there are limits to the diameter and focal length which can be used. We recommend a lens of from 1 to 1½" diameter having a focal length of between 2" and 4". Suitable lenses are sold as magnifying glasses by most optical suppliers and are available from about 50c each. Even cheap plastic lenses as sold by chain stores will do at a pinch.

If the LDR and the globe are in the same box the globe must be shielded to prevent unwanted light falling on the LDR. We used a length of cardboard tube to provide both shielding and support for the globe. (see photograph) The length of the tube should be such that the beam projected is approximately parallel. That is, the tube should be as long as the focal length of the lens.

Assemble components on the printed circuit board as shown in Fig. 3. Make sure that the orientation of the transistor and the polarities of the diodes and capacitors are correct. In our prototype the LDR was mounted on two stiff pieces of copper wire inserted into the printed circuit board. This allows the LDR position to be adjusted for best beam alignment and focus. However differing layouts may require some support for the LDR, or, it may need to be connected by flying leads.

#### PARTS LIST ETI 518

R1 Resistor 4.7k ohm ½W 5%  
 R2 " 680k ohm " "  
 R3 " 33k ohm " "  
 R4 " 5.6 ohm 5W 5%  
 C1 Capacitor 10µF 16V Tantalum  
 C2 " 470µF 16V Electrolytic  
 (PC mounting)  
 C3 Capacitor 0.1µF 100V Polyester  
 D1-D2 Diodes 1N914 or similar  
 D3-D6 " EM401 or similar  
 Q1 Transistor BC108  
 RL1 Relay 180 ohm, 2 C/O contacts, miniature type VP2  
 T1 Transformer A&R type 5579 6.3V 600 mA (or similar)  
 LDR1 Light Dependent Resistor OPD12 or Philips 2322 600 95001.  
 SW1 2 Pole 240V power switch MSP type 625 or similar.  
 LP1 Globe 5.5V to 6.5V at 300mA to 500mA.  
 Metal Box 4½" x 7¼" x 2" (Die cast)  
 2 Lenses 1¼" Diameter, Focal length between 2" and 4"  
 2 Terminals for alarm output  
 3 core flex and plug  
 PC Board ETI 518.

#### Using the Unit

Fit the main unit to one door jam about three feet above floor level, and ensure that it is approximately level. Switch on the unit and note where the light beam falls on the opposite door-jam (a piece of white paper may help to find the beam). Locate a mirror in this spot and adjust the plane of the mirror so that the light beam is returned to the receiving lens.

Take the cover off the unit and position the detector (LDR) for best alignment and for best focus. Note, however, that a position slightly away from focus is better if this provides illumination of the entire LDR surface. The alarm contacts may be used in conjunction with a separate supply and alarm, or may use the supply from transformer T1 providing not more than half an amp is required.

The unit is now ready for operation and apart from its door-minding utility, will provide much fun for children — young or old.

#### HOW IT WORKS

The sensing element is a light-dependent resistor (LDR) which has a resistance of less than 1k ohm when the beam of light is falling on it. When this beam is interrupted the resistance goes up to more than 10k ohm, the maximum resistance depending on the ambient light level.

Referring to the circuit diagram, Fig. 1, transistor Q1 is biased such that its base-emitter voltage is about 0.3 volt. This is not enough to turn the transistor on, and hence the relay is not energised. With the LDR illuminated, the positive end of C1 is at about two volts. When the beam is broken this voltage will rise rapidly and the resultant change is transferred, by C1, to the base of Q1 turning it on and energising the relay. Contacts of RLI disconnect the LDR and hence the relay latches on for a time determined by the charging of C1 via R1. The value of C1 has been chosen to provide a half-second alarm-contact closure.

When the relay drops out the LDR is reconnected and the circuit resets itself. If the beam is still broken, the LDR resistance will be high, C1 cannot discharge and the relay will remain open until the beam is remade and broken again.

The power supply is a conventional full wave bridge rectifier and capacitive filter which supplies a nominal 9 volt dc from the 7 volt ac output of the transformer. A resistor in series with the globe, reduces the lamp supply to about 4.5 volts, which increases lamp life considerably, without reducing the light output to any great extent.

# There's a place for you in the growing world of electronics

Whether you're a hobby enthusiast or have professional ambitions, a Stott's course will help you find it.

Every day the number of applications for electronics in industry, science and business increases. It's a field which offers valuable career opportunities in manufacture, installation, servicing and sales—but only for people with thorough training.

That's why Stott's have just introduced an important new course, **INTRODUCTION TO ELECTRONICS**. It combines both the theoretical and practical aspects, and includes many interesting experiments to give you experience in the construction and use of electronic equipment. Extensive kits are supplied with the course.

Other Stott correspondence courses will help you become expert in the theory and practice of radio communications, or give you the know-how to get an Amateur Operator's certificate:

#### RADIO FOR AMATEURS COURSE:


From radio basics, to intricate principles. Receiver design and construction. Latest techniques in electronics. Everything you'll ever need to know, made easy to understand by top radio engineers.

#### AMATEUR OPERATOR'S CERTIFICATE:

Gives you the background knowledge and the skills you need to pass the PMG exams and get your Certificate of Proficiency.

Make your place in the world of electronics. Start today by sending in the coupon below.

ET4:73

**Stotts** 

**TECHNICAL CORRESPONDENCE COLLEGE**

159 Flinders Lane, Melbourne, 3000. 383 George St., Sydney, 2000. 290 Adelaide St., Brisbane, 4000. 45 Gilles St., Adelaide, 5000. 89 St. George's Terrace, Perth, 6000. P.O. Box 3396, Singapore 1.

Please send me, free and without obligation, full details of your courses in Radio and Electronics.

Mr., Mrs., Miss.....

Age.....

Address.....

Postcode.....

No sales counsellor will call.

STC545

# Protecting reed relays

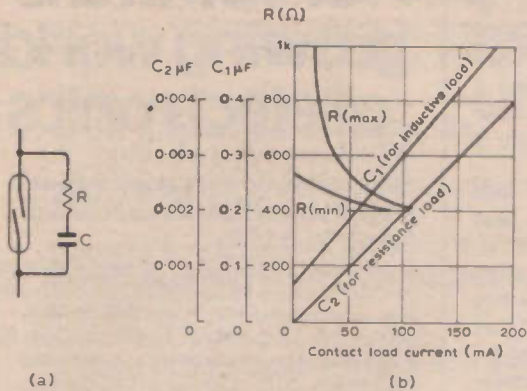


FIG. 1

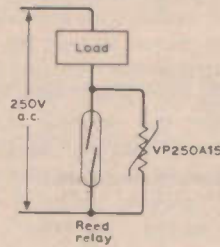


FIG. 2

(Extracted from notes published by Elliot Relays)

through resistive or inductive loads is interrupted. Figure 1 (b) gives the values of both C and R for various currents and loads.

The low cold resistance of incandescent lamps and the low initial impedance of capacitive loads cause very high currents to flow when the controlling relay contacts close. To protect the contacts under these conditions a limiter should be connected in series with the load; i.e., thermistor or choke.

Another way of protecting mains-switching contacts against transients, and preventing the transients reaching other equipment via the mains wiring, is to use a varistor. A varistor normally has a very high impedance. When the voltage across it reaches a certain critical value it reverts to a low impedance condition thereby effectively suppressing voltage transients. A suitable circuit is given in Figure 2.

## Protecting reed switch contacts using an RC network or a varistor

SEALED contact reed relays provide the designer with a versatile means of interrupting current flow. They are inherently reliable and can be actuated in a wide variety of ways. In common with all contact switches, however, life can be substantially reduced unless action is taken to protect the contacts from excessive current or voltage surges.

Experience has shown that contact failure is often due to transient overloads of which the designer may be unaware. It is good engineering practice to connect a series CR network across the contacts to prolong contact life as shown in Figure 1 (a). Such a network will protect the contacts against damage which may otherwise occur when the current

## The VALUE equation is solved ( $\frac{1}{\text{PRICE}} \times \frac{\text{PERFORMANCE}}{1} = \text{VALUE}$ )

### —with JAYEM L55 FET MULTIMETER

- 10 Megohm input impedance • 6 DC, 5 AC, 4 resistance ranges • Mirror scale, vinyl case
- Times 2 multiplier probe all included
- OPTIONAL PROBES include 30 Kv DC and temperature sensor

**\$38.00** plus Sales Tax



Distributed by:  
**JACOBY MITCHELL**

SYDNEY 630 7400  
MELBOURNE: 41 7551  
BRISBANE: 52 8266  
ADELAIDE: 93 6117  
PERTH: 28 5725  
CANNBERRA: 95 9138



TO: JACOBY, MITCHELL LTD., P.O. Box 2009, North Parramatta, N.S.W. 2151. Phone: 630 7400.

Yes, I think the Jayem L55 solves the value equation. I enclose my Cheque/M.O./P.O. for \$43.60 which includes Sales Tax, packing and registered postage.

ET 3:73

NAME \_\_\_\_\_  
ADDRESS \_\_\_\_\_  
POSTCODE \_\_\_\_\_

# DICK SMITH & STAFF — SUPER VALUES

## CIRCUIT BOARDS — pre-tinned

The "Rolls Royce" of circuit boards are now available from Dick Smith — give your equipment that professional look — all boards are heavy duty and most are fully pre-tinned to prevent oxidation marks and to make soldering easier.

72' G7	Guitar Amp.	1.50
72' SA9	Amplifier	1.50
72' S10	Scaler	1.60
72' 10	IC Probe	.95
72' S11	4 Channel Converter	1.50
72' SA10	Playmaster 136	1.90
ET025	Super Stereo	1.90
ET026	Tape Slide Sync.	1.50
ET029	Tuner	1.45
	IC Power Supply	2.50
ET033	Int. audio system	2.60
ET034	Int. audio system	2.60
ET111	Power Supply	1.50
ET1413	100W AMP	2.20

## TANGENT KITSETS

2 Transistor Radio kit. A most popular kit at a most reasonable price — requires no aerial, complete with "easy to build" instructions — all you require is a soldering iron. Ours look only 30 mins to build. Pre-wound aerial coil and crystal earpiece supplied or can be used with any small amplifier (such as below) to operate a speaker — \$5.70 plus battery 53c.



A 4.5 watt RMS (6 watts peak) amplifier, features excellent fidelity and extremely low distortion (less than .5% at 1 watt), easy to build. Supplied complete with comprehensive instructions. Suggested uses are—

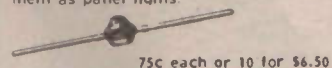
- (1) Stereo amp
  - (2) Baby alarm
  - (3) Amp for 2 tran. radio
  - (4) Intercom
  - (5) Thing-a-me-bob.
- Requires approx. 12 to 18 volts D.C. AMP KIT — \$8.70 incl. P.&P. Fully built & tested: \$9.50.



Power supply for above — pre-built, will operate two of above amplifiers or useful for many other things, 240v to 13.8 volt D.C. at 1 amp — \$9.00  
CALL IN AND SEE THESE UNITS OPERATING.

## LIGHT EMITTING DIODE

Miniature M50 Red — the same price as miniature filament bulbs — at this price wire them into logic circuits as status indicators, build low cost counters or use them as panel lights.



75c each or 10 for \$6.50

CM70 DM401. A top quality microphone with attractive looks and rugged design. Supplied complete with stand, mounting adaptor and inbuilt "on-off" switch. Dimensions 6" long by 1 1/2" diameter.

CM70 Crystal	\$5.80
DM401 Dynamic	\$8.00
P P	.50



## GO SOLID STATE



## VHF POWER TRANSISTORS 30 watts at 12.6 volts — FANTASTIC OFFER TO AMATEURS — \$9.85.

These transistors manufactured by "Solid State Scientific" are exactly as currently being used by Australia's largest VHF mobile radio manufacturers. They stand severe V.S.W.R. and are guaranteed to give in excess of 30 watts at 1.4 mcs on 12.6 volts (more at 13.8 volts!) Supplied complete with data sheet, test, circuit and layout diagram.

### FEATURES:

- Withstand severe V.S.W.R.
  - Low inductance stripline package.
  - All leads electrically isolated from stud.
  - Greater than 4.4 db power gain
- TYPE 2N 5591-\$9.85 plus 50c p.p.

## DRIVER TRANSISTORS AVAILABLE.

Complete with data sheet and suggested circuit and layout diagram.  
2N 5590 (15 watts) \$7.75  
2N 5589 (7 watts) \$6.50 p.p. 50c  
The complete set of three transistors are available as a special package offer for \$22.50 plus p.p. 50c.  
Data sheets available separately 10c plus 20c p.p.

## 144 MC'S P.C. BOARD SPECIAL

Now available — flined fibre glass boards with full layout details and instructions to make each output stage (7, 15 or 30 watts).  
Prices for each board are \$1.50 each or supplied as complete 300 MW (IN) to 30 watt (OUT) board for \$4.20. P / P 20c.

## BASE & COVER

Uncut plinth finished in high quality hand rubbed teak will take almost any turntable. Supplied complete with clear perspex cover.



Tremendous value at \$16.50  
P / P \$1.00

## I.C. SOCKETS

Protect your valuable IC's by not soldering them into circuit — plug them in! High quality McMurdo

14 pin D.I.L. Sockets	80c
16 pin D.I.L. Sockets	90c
8 pin gold plated round socket	\$1.30

Inc. P P.



P & P 20c.

## SUPER KITS


Dick Smith "Super Kits" are very special as they have been selected by him for "V.I.P." treatment. At least one of each kit has been built by Dick Smith or his staff and is on display at the electronics centre. Other features are:

1. Expensive pre-tinned "silver" boards.
2. Full copies of constructional articles included.
3. Any changes in circuits, addendums etc are included — saves checking following issues.
4. Most kits contain "extras" at no cost. These extras have been added where Dick Smith thinks they may be more reliable or where he feels the constructor may have difficulty in purchasing them.

## DIGITAL LOGIC TRAINER. E.A. MARCH '73

The complete kit including metalwork, patch leads, front panel and construction details to build this logic trainer \$62.00. P P 50c.

All separate parts are available — write for our quote.



## 100 Watt AMP (E.T. DEC. '72)

The complete kit to build this enormously powerful quality amp. Extras include deluxe pre-tinned circuit board, silicon grease, a can of heat absorbing spray paint and full construction details. New Low price \$65.00 p.p. \$1.00.

## SEPARATE PARTS FOR ABOVE KIT:

Metalwork including pre-drilled heat sinks \$14.50 P&P 50c  
PE 3577 transformer \$10.60 P&P \$1.50  
ET.1413 circuit board \$2.20

## STEREO 24 ADAPTOR (E.A. Nov. '72)

We have recently built this inexpensive unit and find it quite amazing (call in and have a listen if you can). Complete kit including special board and instructions \$5.75 P&P 50c.

## PLAYMASTER 136 AMP (E.A. DEC '72)

Good value for money with special transistor offer from Fairchild. Complete kit (less "special offer" transistors) including attractive front panel, pre-tinned boards and silicon grease for transistor mounting. 26 watts RMS Output \$55.60 P&P \$1.00

Metalwork only \$8.00 P&P 50c  
Panel only \$2.50  
Board 72 SA10 \$1.90

BC108B 55c  
BC109C 55c

Call in and see these completed "Super kits" and always remember if Dick Smith can build it — ANYONE CAN!

## PLESSEY 3 & 3 AMPLIFIER KIT

Thoroughly recommended, this high quality stereo amplifier utilises the well known Plessey SL403D IC's. It is supplied complete in an attractive display pack and includes all components other than the power transformer. The instructions supplied are very explicit, in fact, a person who can solder but has had no previous electronic experience could easily build this amp. Our staff member, Ian Smith (age 16) built his in less than two hours. The complete unit is now operating in our Sound Room for all to see and listen to.

Also included are full details of a suitable speaker enclosure, a silk screened board, and all controls. The cost of the separate parts are a lot more than the total kit price —

Plessey AT 102 amp \$27.50 \$1.00 p.p.  
Transformer to suit \$6.46 .75 p.p.  
BSR fully automatic  
G11-105 Turntable (ceramic cartridge) \$29.64 \$1.50 p.p.



**ATTENTION CUSTOMERS**  
**WE ONLY STOCK BRAND NEW COMPONENTS. WE DO NOT STOCK OR SELL SECOND HAND PARTS, COMPUTER BOARDS, DISPOSALS EQUIPMENT, ETC.**

**THEREFORE BE ASSURED THAT THERE IS NO CHANCE OF OLD AND NEW COMPONENTS BEING MIXED.**

GET YOUR 1973 CATALOGUE NOW!



Many thousands of our 1973 catalogues have been sold — get yours now before they become collector's items. Yes — our catalogue is fully covered by our "satisfaction guarantee". If for any reason you are not satisfied with it, return it and your money (including P P amount) will be refunded in full. Note: Any purchase to the value of \$10.00 will entitle you to a free catalogue — please mention if required in your order.

Dick Smith Electronics Pty Ltd., Pacific Highway, Gore Hill, 2065 (ne. Channel 2) 439-5311 (5 lines)

## PARTS FOR RECENT PROJECTS

Signetics 555 TIMER I.C. \$2.35  
SIGNETICS NE 561B Phase lock Loop I.C. \$9.56



## DEAR DICK

Please send me your catalogue. I enclose 50c towards the cost plus 25c to cover p.p. knowing that it contains special 50c discount vouchers.

NAME .....  
ADDRESS .....  
POST CODE .....

CATALOGUE AVAILABLE AT NO CHARGE TO ORGANISATIONS, RADIO CLUBS, SCHOOLS ETC. APPLYING ON OFFICIAL LETTER HEAD.

# POLLUTION-

## its measurement

This, the twelfth article in Dr. Sydenham's series on transducers in measurement in control, discusses pollution in its many aspects.

HARDLY a day passes without some mention of pollution, either in conversation or in the news media. Although much continues to be written on the harm being wrought on the Earth's ecological systems, its human inhabitants and to its resources, very little is ever said about the measurement problem itself.

Before pollution can be controlled, it must be detected, and that implies the need to measure. Some forms of pollution are obvious — litter that will not degenerate fast enough, thick smog, oil slicks, but many forms of pollution are insidious, going undetected until it is too late to take corrective action.

It is not the purpose here to further add to the literature on the problems resulting from pollution, but to provide a brief survey of some of the instruments used in the two main areas — the contamination of air and water.

### CLASSES OF POLLUTION

Although we will not be covering all classes of pollution it is appropriate to mention them to put the discussion in perspective. One classification proposed uses five headings — air, water, land, noise and radioactivity. The first two are our main concern but as the last is also an important area of objective measurement it will be included.

Another way to regard the problems is by identifying the nuisance at source. Pollution is not a study of all contaminants but more of those of known annoyance to humans. In this way pollution divides into chemical impurities (lead, cadmium, oil, organochloride compounds, mercury, cyanide, sulphur and nitrogen compounds and hydrocarbons), biological waste and growth (sewage disposal and population excesses), radiation and ecological imbalance (wasteland deserts, loss of the natural insect and animal population control, disappearance of vital species) and noise (acoustic noise produced by transport machines, industrial processes). There are others of a more





# and control



subjective nature — litter, loss of clear view and the existence of unsightly buildings, but the task of measuring these is most difficult for it is hard to define and qualify standards of allowable nuisance level.

## AWARENESS OF POLLUTION

The settling and subsequent growth of cities began many thousands of years ago and this process naturally concentrated the elements of pollution. Fires, human waste and rubbish are concentrated geographically, and unless controls exist, the freely available air and fresh water soon become spoilt.

The Romans recorded their displeasure of the air of Ancient Rome. In 1273 the British instituted a not very successful smoke reduction programme: the penalties were harsh, however, for it seems a man was hanged for burning soft coal. London has been regarded the worst example of city filth for centuries. In Hogarth's time, 18th century London was much like his etching "Gin Lane" (shown in Fig. 1). In the 19th century Parliament often rose prematurely to escape the stench of the River Thames. But now London is one of the cleanest cities and has shown what can be done to eliminate pollution.

Plagues were common throughout Europe, annihilating as many as 65% of the European population in early times. There is little doubt that this was the result of throwing all refuse and sewage into the street. Tudor houses had the outward projecting upper storeys to assist this practice!

It was not until the 20th century that a real awareness of pollution appeared. In Australia a Smoke Abatement Act was introduced in 1902. An Alkali Act was introduced in Britain in 1906. But to have Acts and to use them are different things, and it was not until the 1950's that improvement became evident. The British legislated a Clean Air Act in 1956; Australia's was instituted in the 60's.

Motor vehicles have added to the problem enormously, providing air-borne carbon monoxide, solid

*"Gin Lane" — a famous etching by William Hogarth shows the highly polluted nature of life in London in the late 18th Century.*

hydrocarbons and lead in great quantities. In 1972 Australians consumed  $7 \times 10^6$  tons of fuel. Estimates for 1970 show that some  $5 \times 10^6$  tons of carbon monoxide were liberated along with  $0.5 \times 10^6$  tons of hydrocarbons. In the United States, (see Fig. 2), and Japan, the problem is even greater. The new, seemingly unrealistic, Congress Act to reduce vehicle emission is forcing design changes at the source of pollution. In this way the user pays the penalty — it is not passed on to others.

It has recently been estimated by the Scientific Instrument Research Association (SIRA) that there will be an expansion of the market for pollution monitoring systems and devices from a current \$600m to \$3,000m in 1980. There certainly is room for improvement; for instance, few instruments exist that are within the price range of small companies and the domestic home. At present the accurate detection of most serious pollutants requires the use of a number of different, highly expensive instruments.

**POLLUTION OF AIR**

Let us now consider the contaminants of air and water. It will then be possible to study some of the transducers in use.

Air becomes contaminated mainly by man-made combustion processes. Fossil fuels (coal, oil and now natural gas) release gases and particles when the chemical process of burning takes place. The degree of harmful emission depends much upon the quality of the combustion process.

The main unwanted gases produced are carbon monoxide, carbon dioxide and sulphur dioxide. The first is physiologically dangerous for it can induce a deep fatal sleep without obvious signs. In lesser doses it produces severe drowsiness. It is, however, relatively easy to measure, especially at the exhaust of a vehicle.

Carbon dioxide, although not as harmful of life directly (as long as oxygen exists), does appear to have a far-reaching effect on the globe as a whole. This gas ends up in the upper atmosphere at an increasing concentration of some 0.7 parts per million ppm each year. Calculations indicate that a doubling up of the current concentration of around 300 ppm will reduce the heat loss of the Earth but not the Solar heat gain. This could, it is suggested, result in an increase in ambient temperature of a degree or so and that might melt much of the icecaps. Depending upon which school of thought you belong to, this will mean either disaster by flooding or merely an increase in plant life that will compensate for the increase of energy gain.

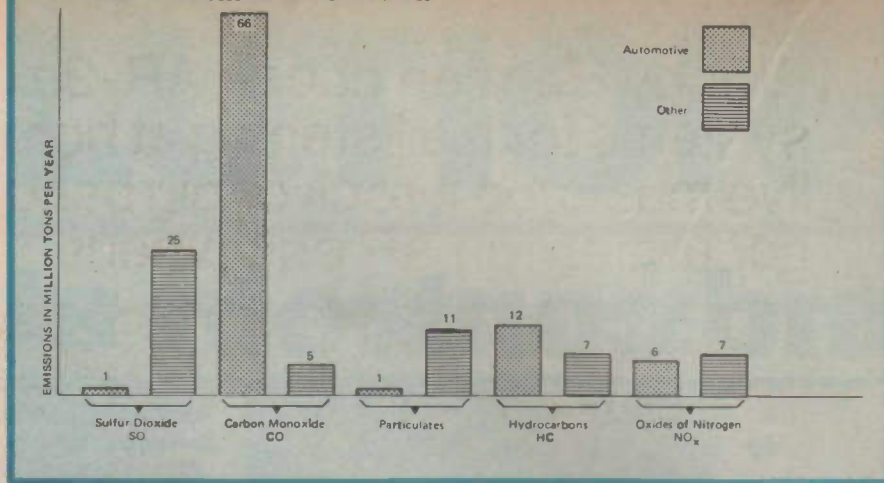


Fig. 2. A recent estimate of the quantity of air contaminants in the U.S.A.

Sulphur dioxide in the air oxidises to produce sulphuric acid.

Rainwater is made into dilute acid when it falls near an industrial chimney emitting the gas).

There are many other gases that pollute the atmosphere and waters — for more complete summaries refer to the reading list given.

Combustion also produces particulate matter ranging in size from 10 micrometers in diameter upward. Smog, smoke, haze and fog are predominantly made of particles, but not always, for optical dispersion effects can produce with gas alone the brown colours seen. Although not regarded as a pollutant in the same sense, pollen grains producing hayfever provide a similar measurement problem, for the grains are minute but powerfully annoying.

Measurement of contaminants in air, therefore, involves in the main, the determination of small quantities of gas impurities and the size and distribution of suspended particles.

**POLLUTION OF WATER**

In many areas of high density dwelling and industry there is a shortage of clean fresh water — 4,000 x 10<sup>6</sup> gallons are used each day by British industry. To say fresh water is our life blood is no overstatement, for it seems all processes require it in one way or another. Power stations require immense quantities for cooling purposes, and to charge the boilers, (salt water is often used). Paper making needs it when making pulp. It takes 44 gallons to produce a glass of beer, 100,000 gallons to make a car. In most processes it is used only as a transport medium to wash away impurities. Such discharges are termed industrial effluents.

Nature has provided a natural purification process in water courses, and this action can handle a small amount of contamination bacteriologically.

The evaporation rain cycle is

invaluable. It is, therefore, reasonable to allow a very limited amount of suitably treated effluent to go into rivers and the sea, but the natural processes must not be overloaded or the whole action ceases. However, the convenience of discharging effluent into a rapidly moving river has enticed too many people to pass their waste on to others.

The main contaminants in water come from industrial waste, sewage, and from chemicals carried from the water-shed areas by rainfall drainage. There is an identifiable water cycle, (see Fig. 3); in it the various contamination courses are interrelated.

In the 19th century, it was a sport to set light to methane discharged from some English canals! It is the absence of dissolved oxygen that is paramount in a water course, for bacteria need at least 2 ppm to convert organic carbon and nitrogen compounds into less harmful chemicals. The Biochemical Oxygen Demand (BOD) is a test designed to find the oxygen need of an effluent. It is arbitrary in nature but does provide, along with other tests such as the Chemical Oxygen Demand (COD) and Permanganate Value (PV), a measure of the degree of pollution.

Some chemicals can be most harmful, even in minute concentrations. Mercury, cadmium and lead are well-known poisons of the human metabolism, entering either through fresh water or sea-water paths. Mercury entering sea-water is concentrated in the bodies of many fish — tuna and shark have often been banned for human consumption for this reason.

Cadmium is a recently declared danger. In 1971 the reason was found why hundreds of Japanese women were suffering from bone decay leading to painful death. It was established that industrial effluent from a factory up-stream contained cadmium. This entered their bones via water irrigation used for the rice they ate.

*Continued on page 69*

Woody Herman chose AR-2ax speaker systems for his listening at home. The sound of live music, be it rock or big band, is reproduced accurately on AR equipment.



The accuracy with which AR speaker systems reproduce music serves as a valuable tool for many notable musicians. Among the most notable is Woody Herman, whose big bands have long enjoyed great success. His secret seems to be an ability to stay in tune with the evolution of musical styles, as is documented by the Herd's latest recordings. In spite of a schedule of more than 200 concerts every year, Mr. Herman can sometimes relax in the seclusion of his Hollywood home. Here, he listens to a high fidelity system consisting of an AR receiver, AR turntable with Shure V-15 type II cartridge, and a pair of AR-2ax speaker systems.

The low frequency speaker cone of the AR-2ax uses a newly developed material and process of manufacture which makes its absorption of high frequencies very high, suppressing a form of colouration frequently found in conventional cones its size. The circular suspension ring around the cone is also of a new material, silent and highly stable. The voice coil is a new high temperature design, triple insulated and wound on a former of Du Pont Nomex. The mid range speaker is a small, high dispersion cone type.

The high frequency unit is the same miniature hemispherical device as is used in the AR5 and AR3a and is the best high frequency speaker we know how to make.

The workmanship and performance in normal use of AR products are guaranteed from the date of purchase; 5 years for speaker systems, 3 years for turntables, 2 years for electronics. These guarantees cover parts, repair labour and freight costs to and from the factory or nearest authorised service station. New packaging if needed is also free.

The AR catalogue and complete technical data on any AR product are available free upon request.

**AR-2ax recommended retail price \$285**



**Acoustic Research Inc.**  
Massachusetts, U.S.A.

All AR audio equipment is on demonstration at the AR Music Room in the Sydney showrooms of the Australian Distributors.

Australian Distributors

**W. C. Wedderspoon Pty. Ltd.**

193 Clarence Street, Sydney. 29-6681

AR sound equipment may be purchased from the following Australian Dealers:

N.S.W.: Magnetic Sound, Sydney. 29-3371. Sydney Hi-Fi, Sydney. 29-1082. VIC.: Brasch's, Melbourne; Douglas Trading, Melbourne. 63-9321. S.A.: Sound Spectrum, Adelaide. 23-2181. A.C.T.: Homecrafts, Canberra. 47-9624. W.A.: Leslie Leonard, Perth. 21-5067. Alberts T.V. & Hi-Fi Centre, Perth. 21-5004. QLD.: Brisbane Agencies, Brisbane. 2-6931.

# ANNOUNCEMENT

## THE ELAC MONTHLY PUZZLE COMPETITION

We at MAGNA-TECHtronics (Aust.) Pty. Ltd. have watched with interest the response by readers to the puzzles Piece de Resistance.

This has led us to the conclusion that a lot of readers enjoy a brain teaser.

Therefore — commencing with this issue, MAGNA-TECHtronics (Aust.) Pty. Ltd., importers and distributors of "ELAC" turntables and cartridges, have decided to sponsor a monthly "ELAC" puzzle.

A prize of an excellent ELAC STS.244-17 cartridge will be awarded to each monthly winner.

The puzzles will range from moderately easy, to difficult, but never impossible. We will try to diversify, to suit all interests, with puzzles ranging through mathematics, logic, geometry, etc. To enter, all you have to do is work out what you think is the correct solution to the puzzle and answer two questions about the ELAC product feature in this ad.

Post your entry to

ELAC PUZZLE COMPETITION NO. 1  
C/- MAGNA-TECHtronics (Aust.) Pty. Ltd.  
P.O. Box 150  
CROWS NEST NSW 2065

First correct entry opened one week after the publishing date of the next month's ELECTRONICS TODAY INTERNATIONAL will be awarded the prize.

The name of each winner will appear in this column in the month after.

So here is the first ELAC PUZZLE

At a recent meeting of the Back Scratchers Union, a motion was put to those members present to decide if the members should strike for shorter hours and more pay. The vote was taken on the basis that those in favour would remain standing, those against would sit. After the count had been taken, the Chairman announced "The motion has been carried by a majority equal to exactly a quarter of the opposition". (Loud cheers). "Just a moment" shouted a man from the back — "some of us down here can't sit down because there aren't enough chairs". The Chairman then decided that those who had wanted to sit down could raise their hands. A dozen hands were counted and the Chairman ruled that the motion had been defeated by a majority of one. (Hisses and consternation).

How many members voted at this meeting?

Where are ELAC turntables manufactured?

What are the model numbers in the ELAC range?

There is no puzzle about choosing a turntable — ELAC is always the answer.

ELAC turntables are a true exemplification of the finest precision engineering perfected by West German technology. ELAC turntables will give you many years of faithful service, coupled with perfect performance.

There are four models to choose from priced to suit all pockets — 610 — 660—50HII and 770H. All feature full push-button automation or complete manual play. All models have exclusive "feather-touch" silicon cueing. Many other features.

**THOSE WHO KNOW THE ANSWERS  
INSIST ON ELAC!**

Permit No. T/C4108

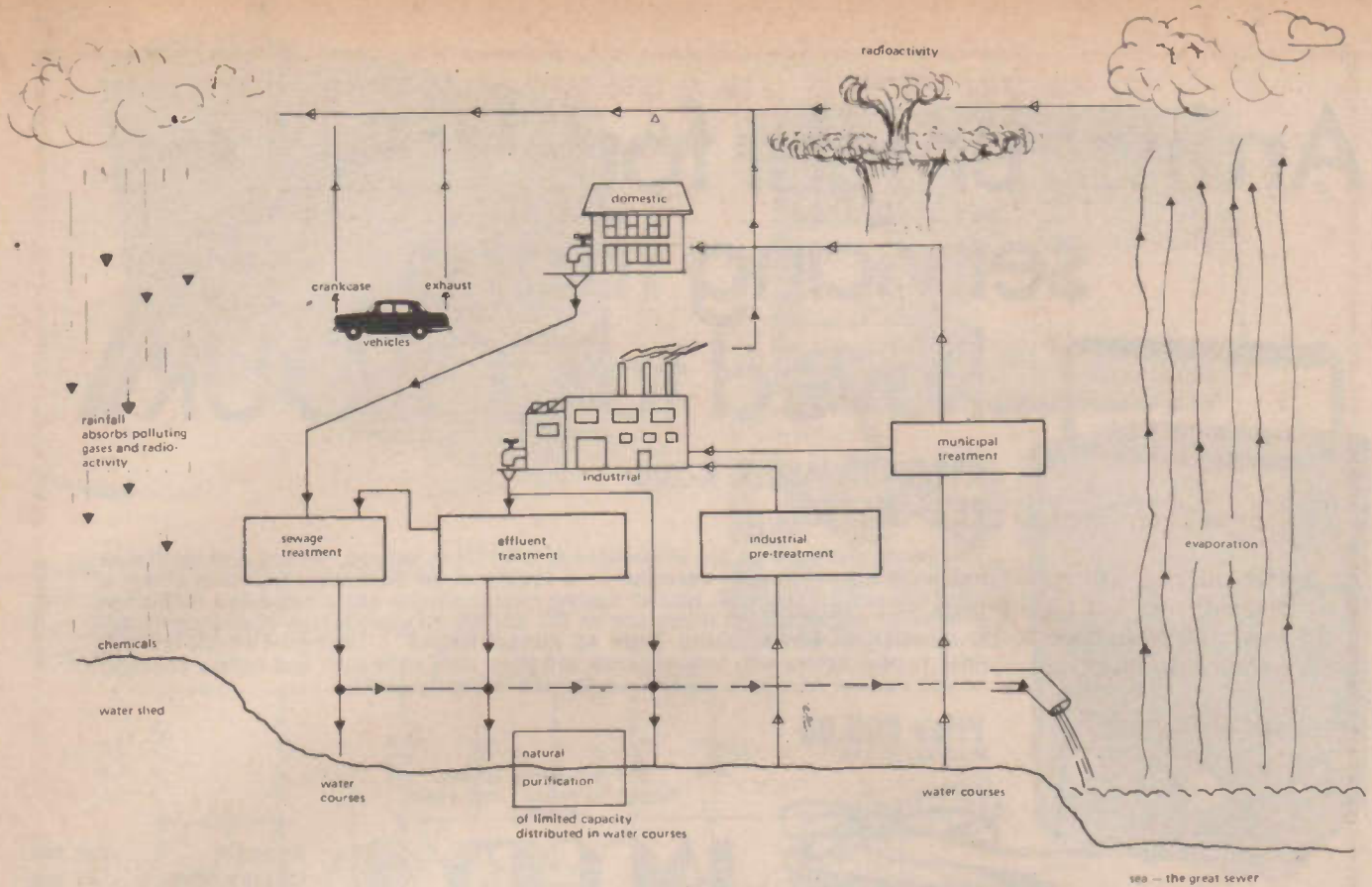


Fig. 3. Water is naturally recycled on a global basis. This basic diagram shows how pollutants enter and to some extent how they are purified.

Control of water pollution, therefore, also involves the need to measure chemical impurity levels, dissolved gas quantities and, as with air, the nature of particulates. Large solids also need consideration but their measurement is more straightforward.

Transducers needed for pollution measurement and control are, therefore, devices for measuring chemical parameters — acidity, ion concentration, specific gas content and composition, and particles. Radioactivity contamination is common to both air and water and will be covered later.

### CHEMICAL ANALYSIS INSTRUMENTS

The simplest way to monitor unwanted chemical composition in a gas or liquid is to carry out conventional laboratory tests on samples. Special kits are sold to standardise the procedure. Some enable tests to be made on the spot by virtue of visible colour changes that can be matched against a chart.

Another simple way is to suspend treated paper (litmus for instance) in the fluid stream. The gas analyser in Fig. 4 is a relic used at the turn of the century to test for ammonia and sulphur dioxide in town gas.

Whilst there are cases where these inexpensive methods are satisfactory

for spot checks, the need is often for a faster response and a continuous output signal that can be used to actuate control. Such instruments are almost always sophisticated and, therefore, costly. Space does not permit a complete study but those described are the commonly used instruments. Each has application in chemical analysis in general — there is nothing about chemical pollution that gives it a different need to normal analytical practices.

### MASS SPECTROMETER

When a gas (which consists of atoms, or molecules made of atoms) is subjected to thermal agitation, some of it will be split into separate atoms with differing electron charges. If positively charged it is called a cation, if negative an anion. In 1907, J. J. Thompson reported a method for separating out different ions into separate locations where an individual measure of each can be made. This instrument, called a mass spectrometer is shown diagrammatically in Fig. 5. It can be used to monitor gas composition as a continuous process.

The example chosen is used in the iron and steel industry to monitor — on line — waste gas composition from blast, oxygen and electric-arc furnaces.

The gases to be studied are sampled



Fig. 4. This elegant coal-gas monitor of the 1900's has two treated papers hanging in front of the gas stream. The sampled gas passes through to be burnt at the top.

# An instrument for TV servicing that is ...keyed to COLOUR



## KYORITSU MODEL K-200 FET • METER

This meter gives you all the advantages of a VTVM in voltage, current and resistance measurement with **instant warm-up** . . . a feature of the field effect transistor which is even superior to a vacuum tube in loading characteristics minor scale and knife-edge pointer. 10 megohm input resistance on DC and AC means you can measure voltages accurately with minimum load. Eight AC current ranges . . . minimum circuit loading. Peak to peak scales with freq-response to 3 MHz. Fully solid state and battery operated so you can use anywhere, anytime—with **built-in battery check**.

**Price \$65.00**  
PLUS SALES TAX

For full details on this  
"keyed to colour" instrument  
contact:

# JACOBY MITCHELL

SYDNEY	630 7400
MELBOURNE	41 7551
BRISBANE	52 8266
ADELAIDE	93 6117
PERTH	28 5725

A unique invitation to enjoy sound satisfaction

the **Convoy Technocentre**

PASSES ON \$\$\$ REVALUATION

SAVINGS NOW! **JBL SPEAKERS  
REDUCED**

**McINTOSH AMPLIFIERS** just arrived from the U.S.A. at remarkable new low prices. Limited shipment of the famous new MA6100 preamp. and main amplifier combined. Also C-25, C-28 McIntosh Control Units and MC2105 power amplifiers the world's top amplifiers and control units.

**JBL & BOZAK** speakers from U.S.A. More big savings for these high quality speakers all being sold at prices way below list price.

**TEAC DECKS** A350 Dolby A220 and A120, A330, A21. Fantastic value! A21 Cassette Deck with AN60 Dolby Unit \$250.

For the connoisseur or hi-fi beginner, the Convoy Technocentre of Sound is where you hear the world's top equipment at budget prices. Systems from \$300 to \$3000.

**FREE  
DELIVERY AND INSTALLATION**

# Convoy Technocentre

THE WHITE BUILDING AT THE  
END OF PLUNKETT STREET  
WOOLLOOMOOLOO 357-2444

OPEN ALL DAY SATURDAY FREE CUSTOMER PARKING AT DOOR

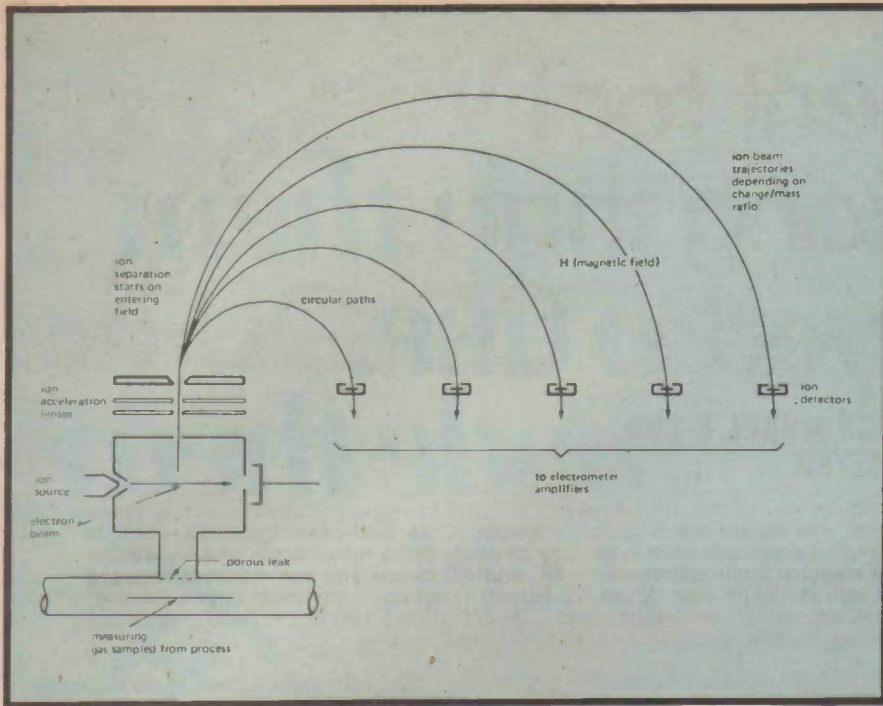


Fig. 5. In the mass spectrometer, ionised gas atoms and molecules are separated into groups depending on their electron-charge/mass ratio.

by bleeding some from the process. They are then pumped past the ionising chamber. An ion source ionises the gas mixture and ions are accelerated by electron lenses to follow the same initial path. Upon entering the magnetic field zone they take up circular paths of radius depending upon their charge/mass ratio. Finally they impinge on ion detectors that produce current proportional to charge. In this way the gas is separated into its constituent parts and a spectrum is formed in space (hence the name spectrometer). Detectors, if placed correctly, will sense specific ions only. Process control mass spectrometers are available commercially.

A chance of ambiguity exists, for there are a number of combinations of charges and masses that produce the same charge/mass ratio even though the element is different. Other tests may be necessary to reduce the risk of error. This is a common difficulty with most analysers, especially when the number of constituent gases rises.

The mass spectrometer is extremely versatile being able to detect any chemical substance that can be ionised. In the steel works example, it is used to measure nitrogen, carbon monoxide, hydrogen, oxygen, carbon dioxide, and water vapour. Other uses have been to analyse the smell of the land after rainfall, the odour of packed apples — it is the best general purpose sniffer available, (the biological sense of smell is however, more sensitive). Well designed instruments can

distinguish separate ions having charge mass ratios differing by as little as one part in 10,000.

### OPTICAL SPECTROMETERS

In this spectrum-based measuring device, it is the dispersion of electro-magnetic radiation into the various wavelengths (colours if in the visible region) that is used, not the deflection of ions. A sample of gas under study is heated or excited by forming an electric discharge, as shown in Fig. 6. A collimator unit provides an essentially parallel beam of the resulting radiation, as though the source were at infinity. This beam is dispersed into its 'colours' which spread out around the output area. Dispersion is achieved with either a prism, or as in many instruments, with a grating having ruled surface grooves at a pitch appropriate to the wavelengths of interest. Gratings of both transmission and reflection type are used. The output optics see a defined field of view that can be observed manually or with suitably placed photo-detectors (ranging from relatively insensitive photo-cells to photo-multipliers). The intensity of the radiation seen at the various angular positions provides a unique set of data for a given gas. Rotation is usually achieved by slowly scanning the dispersion element keeping the output stage fixed. Spectrographs using photo-detectors are known as spectrophotometers. Spectra (the radiation bands and lines) produced by a source including the gas to be

analysed are obtained as emission in this type of spectrometer.

Black body radiation (see the earlier discussion on temperature) produces an emission spectrum that is continuously graded from colour to colour. In contrast, radiation from gases, contains one or more sharply defined lines at precisely known wavelengths. This is explained by quantum theory which shows that energy will be emitted at certain wavelengths only. Knowledge of the prism or grating and the geometry of the instrument enables the line set for particular gases to be determined and hence the analysis of the sample placed in the source.

Many adaptations of the spectrometer principle exist. In the spectro-photofluorometer shown in Fig. 7, identification of chemical compositions is by virtue of fluorescent and phosphorescent characteristics of compounds. The molecules of the sample are excited by ultraviolet or visible radiation producing luminescence that radiates at longer wavelengths — the energy is transformed in wavelength. It is claimed that the sensitivity of this fluorometry technique exceeds normal spectrophotometry by several thousand times: parts in  $10^{12}$  sensitivity is often obtained. A lot depends upon the substance being analysed, of course.

In the absorption technique, use is made of the property of a gas to absorb radiation, an effect that depends upon the wavelength of the radiation supplied and composition of the sample. The atomic absorption flame spectrophotometer shown in Fig. 8, became generally accepted reality in the 1960's after a decade of research at the CSIRO. Originally it was considered that emission spectra monitoring was the better way because the gas produced large amplitude signals. Overall, however, absorption monitoring is superior. The gas (or liquid) to be analysed is fed into a flame, through which radiation from special spectral-line lamps is passed. Study of the spectrum of the energy leaving the flame provides wavelength — amplitude relationships that are again unique to each gas. The reason for the superiority of absorption is that the source, being spectrally pure, enables a better overall signal-to-noise ratio to be obtained — in the emission method the detection signals include many unwanted emission lines that cannot be eliminated in the same way.


In spectrometers each gas is defined by its lines and their positions. Often they are not sharply defined and, further, the spectra may be very similar. One way to increase the certainty of resolution is to feed the scan signal obtained into a powerful

# First we made them easy to use. Now we've made them easy to get.

Yes, we now have distributors. The best there are in Australia. These distributors have in stock our complete line of LED displays and LED lamps.

**Easy to use.** All these products are solid-state and directly DTL-TTL compatible. And they are all designed for ease of application.



**A complete LED lamp family.** Our LED lamp family offers a complete selection of lens, lead and light output combinations. Our new T-1 Mini-LED is just 0.125" in diameter. This device offers high brightness over a wide viewing angle. And you have a choice of lenses; red diffused, clear or clear diffused. This little gem, known as the 5082-4480, costs just 45c in 100 quantities. The T-1 1/4 long lead wire wrappable 5082-4880 lamps start at 45c each in 100 quantities; the short or bent lead 5082-4440 LEDs start at 45c in 100 quantities. Higher volume prices on all these devices are even more attractive.



**A new low-cost isolator.** At 5 MHz bandwidth, it's 25 times faster than any other isolator on the market. It has a high DC isolation voltage of 2500 volts, and a high common mode rejection of 10 volts at 2 MHz, making the 5082-4350 ideal for eliminating ground loops in digital or analog line receivers, floating power supply and feedback networks. Prices start at \$2.66 each in 100 quantities.


**A low-cost LED display.** Our numeric and hexadecimal displays have simplified your designs with on-board electronics, standard package configuration, and categorized light outputs. Best of all, the 5082-7300 numeric has a new low price of \$10.80 in 100 quantities.

**A new 1.5" LED numeric.** This new LED display, visible from 60 feet, has on-board electronics, wide viewing angle, and is designed for edge mounting in a standard



PC board socket. Solid-state reliability makes the 5082-7500 ideal where dependability is important. The price is \$23.40 each in 100 quantities.

**Small character LED displays.** The 5082-7405 is a 5 digit end stackable display. It minimizes power consumption and offers ease of implementation with a standard 14 PIN DIP package. At only 7 mW per digit, this display is ideal for calculators, portable instruments and anywhere that low power and high brightness are important. The 5082-7405 is priced at \$2.97 per digit in 100 quantities. **Easy to get.** Call the distributor nearest you for immediate delivery. Or write us for more information.



HEWLETT-PACKARD AUSTRALIA PTY. LTD., 22-26 Weir Street, GLEN IRIS, 3146, Victoria. Telephone: 20 1371 (6 lines). Other offices in Adelaide, Brisbane, Canberra, Perth and Sydney. Also Auckland and Wellington, New Zealand.

## The Light Source



HEWLETT  PACKARD  
COMPONENTS

DISTRIBUTORS:—

**VIC.**

**RADIO PARTS GROUP,**  
562 Spencer Street,  
West Melbourne, 3003.  
Phone: 329 7888, 30 1251.

**N.S.W.**

**RADIO DESPATCH SERVICE,**  
869 George Street,  
Sydney, 2000.  
Phone: 211 0816.

**S.A.**

**GERARD & GOODMAN PTY. LTD.,**  
192 Rundle Street,  
Adelaide, 5000.  
Phone: 23 2222.



digital computer and use correlation techniques (described earlier in flow measurement) to test the unknown with a standard spectrum. The use of a computer is, however, expensive. A more economical method uses a mask in the spectrometer exit slit that has a transmission-versus-position characteristic of the standard spectrum being sought. The unknown spectrum is vibrated across the slit and the total transmission of energy through both the mask and the exit slit is an optical correlation of the two. The amplitude of the signal with position of the mask provides a test of the match of the two spectra. The set-up used in a production correlation spectrophotometer is shown in Fig. 9.

The non-dispersive infrared analyser, NDIR for short, is commonly used in air pollution measurements. Its principle is based on the selective absorption of gases but no dispersive element is involved, that is, no spectrum is formed. A heated wire provides broad-band infrared energy which is split into two identical power beams, see Fig. 10. They are mechanically shuttered to first pass one beam, then the other at about 1Hz frequency. In the reference path, a transparent cell is inserted that is filled with a known non-absorbing gas at the infrared wavelengths provided. In the other path the cell is filled with the sample gas. Both beams then impinge onto a common detector cell, also filled with gas. If the sample cell contains gas that absorbs energy the detector cell will be heated slightly less in one half of the cycle than in the other. This produces a cyclic heating effect that manifests itself as pressure changes in the detector. A microdisplacement transducer — capacitance perhaps, monitors the minute vibrations of a diaphragm mounted on the cell. Synchronous detection, derived from the chopper supply, enhances the signal-to-noise ratio. The fluctuations are rectified and converted to dc indicating the degree of absorption as the amplitude of the final output signal. Filter cells are used to reduce the risk of ambiguous operation by removing unwanted wavelengths before the radiation enters the sampling cell. The method is fast to respond having a response time of the order of seconds.

An NDIR instrument can detect carbon dioxide down to concentrations of 10 ppm but the pressure of carbon monoxide, water or methane can introduce considerable error. It can also be used to detect sulphur dioxide down to 2 ppm but again if water and carbon dioxide are present the results are invalid.

The principle used can also be worked in the ultraviolet range of the

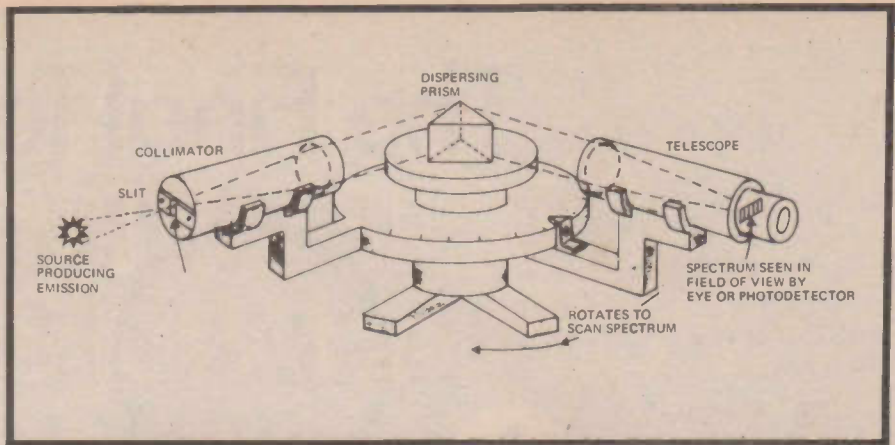


Fig. 6. In the optical spectrometer radiation from a gaseous source is dispersed to form a spectrum of lines and bands unique to each element.




Fig. 7. The Aminco-Bowman spectrophotofluorometer. Lines superimposed show the optical paths of the excitation grating monochromator (on the left) that illuminates the sample placed in the centre and the emission dispersing grating monochromator (on the right) that is used to analyse the spectrum of the luminescence. The source is a Xenon lamp and the detector, a photo-multiplier of appropriate wavelength sensitivity.



Fig. 8. The Australian designed atomic-absorption flame spectrophotometer.

# The Final Test

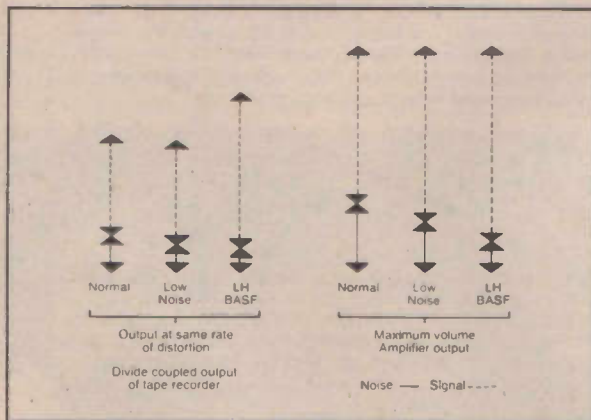
BASF offer you these alternatives:

1. Spend an hour in our research laboratories, and with the aid of a frequency analyser, a spectrograph, a two-co-ordinate plotter, a level recording set and two men in white coats we will prove how much better BASF LH tape is than normal tape or even typical low-noise tape.
2. Spend five minutes with your hand on the volume control of your own tape recorder. Listen to a recording on normal or typical low-noise tape. Listen to the same thing on BASF LH tape. Twiddle the knob up and down to your heart's content.

With BASF LH tape: low noise-high output. That means that the 'noise' part of the signal on the tape is a much smaller proportion of the total output signal.

So even when you turn the volume up to maximum, although you're increasing the 'noise' by the same amount, there's less 'noise' to increase.

With the other tape, well, just listen. Now look at these diagrams.



Note first that the BASF LH tape has a greater dynamic range than the normal or low-noise tape.



**Distributors: Sydney (Head Office):** Maurice Chapman & Co. Pty. Ltd., 276 Castlereagh St. 2000. **Newcastle:** W. L. Redman Agencies, 11 Hall St., N.S.W. 2300. **Canberra:** Sonny Cohen & Sons, 20 Isa St., A.C.T. 2600. **Melbourne:** Maurice Chapman & Co. Pty. Ltd., 146-150 Burwood Rd., Hawthorn, Vic. 3122. **Brisbane:** Chandlers Pty. Ltd., 399 Montague Rd., West End, Qld. 4101. **Adelaide:** Neil Muller Pty. Ltd., 8 Arthur St., Unley, S.A. 5061. **Perth:** Anderson-Tedco, 11-13B Belmont Ave., Belmont, W.A. 6104. **Launceston:** P. & M. Distributors, 87A Brisbane St., Tas. 7250. **Darwin:** Pfizners Music House, Smith St., N.T. 5790.

And secondly to get the same volume output as for the BASF LH you have to increase volume setting on the normal or low-noise tape, which at the same time (of course) increases the output of noise.

Now here are a few facts and figures for those of you who know what they mean. (There aren't many of us about.)

## BASF LH TAPE

Sensitivity:	0dB
Frequency response:	0dB
Maximum recording level:	+9dB
Signal-to-noise ratio (dynamic):	60dB
Print-through:	51dB
Erasure:	> 70dB

The measuring method corresponds to DIN standard 45512, sheet 2.

You may see what seem to be better figures quoted for other tapes. If you do—ask the manufacturer to what standards he's referring and what measuring method he's using then he'll climb down.

Still baffled?

Send the coupon for Heinz Ritter's 126-page book 'Tape Questions—Tape Answers'. It tells you everything you'll ever want to know about tape recording.

You can't spare \$1.25? Then send the coupon back for the complete BASF price list and all the figures that prove every word we've said.

To Australian Distributors:  
**Maurice Chapman & Co. Pty. Ltd.,**  
 276 Castlereagh Street, Sydney 2000.

- Here's \$1.25. Please send me Heinz Ritter's book. Quickly.
- Don't send me the book, but do send me price lists and technical data. Just as quickly.

Name .....

Address .....

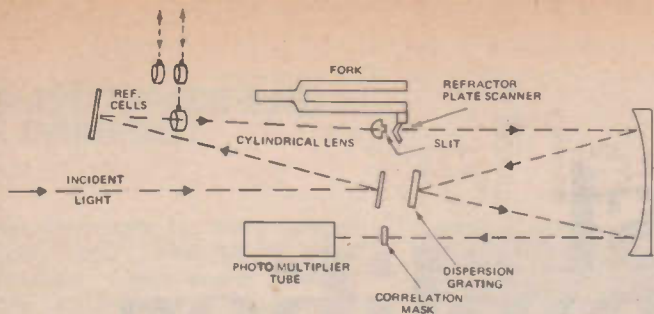


Fig. 9. Use of a mask to perform optical correlation of the spectrum of a vapour.

spectrum if a suitable source (tungsten lamp) and detector are used. Its main air pollution application has been for the detection of nitrogen dioxide from 5 ppm to 200 ppm concentrations.

To be continued next month . . .

### READING LIST

"Continuous gas analysers . . ."  
Simpson, C. C., *Inst. of Instrumentation and Control*.

Australia. Symposium on the "Advance of process instrumentation" Sydney, 1971.

"A Survey of measurement and control of pollutants" Garrod, D. J., *Trans. Inst. Meas. Control*, London, 1971, 4, 253-262.

"Where there's muck there's brass" Conway, A. *New Scientist*, 1972, 54, 376-378.

"Threats to the environment: a world wide review" in Chambers Year Book 1972, 120-124, International Learning Systems Corporation 1972. London.

"Air pollution" Gilpin, A., Univ Queensland Press, St. Lucia, 1971 (An international coverage).

"Specification for gas analysers" Verdin, A. *Trans. Inst. Meas. Control*, London, 1971, 4, 44-46.

"Recent developments in continuous analytical instrumentation for measurement and control of pollutants" Maley, L.E., *Trans. Inst. Meas. Control*, London, 1972, 5, 3-8. (Discusses correlation spectrophotometry).

"The 'unclean sky'" Bathen L. J., Anchor Books New York, 1966. ●

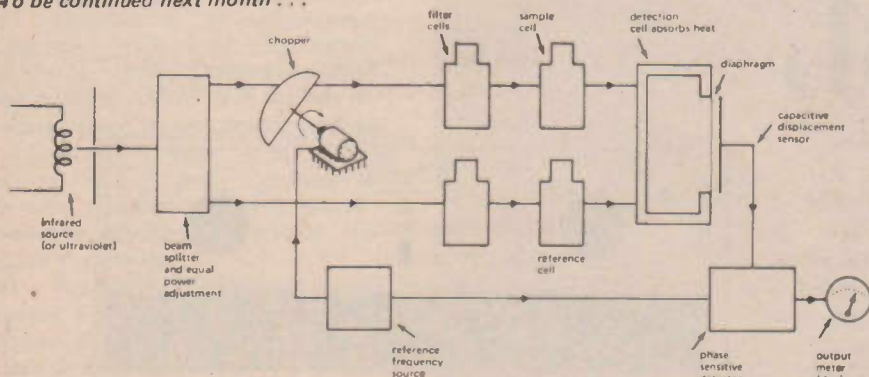



Fig. 10. The principle of the non-dispersive absorption analyser. The source is either in the infrared (the NDIR instrument) or in the ultraviolet region.

Model C106

**SILICON CONTROLLED RECTIFIER**  
FLAT PACK DESIGN  
UP TO 400 VOLTS — 4 AMPERES (RMS)

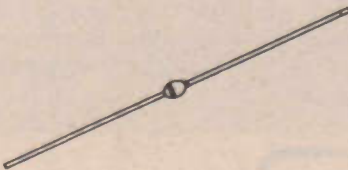


C106 TYPE 1

**LOW COST**  
**RELIABLE** — Uses the proved planar passivated process (all junctions protected by a silicon dioxide layer).  
**SENSITIVE** — Operates directly from low signal sensors such as thermistors, photo-conductive cells, etc.  
**VERSATILE** — Designed for a variety of mount-down methods — printed circuit, plug-in socket, screws, or point-to-point soldering.  
**RUGGED, COMPACT** — Uses a solid plastic encapsulant in rectangular shape for high density packaging.

**A14 SERIES**

1N5059	1N5060	1N5061	1N5062	A14P	A14A	A14F
200V	400V	600V	800V	1KV	100V	50V



**BEST BUY**  
Our No.1 Goal  
QUALITY SERVICE VALUE

The General Electric A14 is a 2.5 ampere rated, axial-leaded general purpose Rectifier. Dual Heatsink construction provides rigid mechanical support for the pellet and excellent thermal characteristics. Passivation and protection of the silicon pellets PN Junction are provided by solid glass; no organic materials are present within the hermetically sealed package.

The A14 is "Transient-Voltage Protected" (200v up). This device will dissipate up to 1000 watts in the reverse direction without damage. Voltage Transients generated by household or industrial power lines are dissipated.

## AUSTRALIAN GENERAL ELECTRIC LTD.

86-90 BAY STREET, ULTIMO. PHONE 212-3711

DISTRIBUTORS: Watkin Wynne Pty. Ltd., 32 Falcon St., Crows Nest. Tel: 43-2107  
GEC-Elliott Automation Pty. Ltd., Adel: 71-7971, Melb: 387-2811, Syd: 439-1922, Bris: 32-0441  
Fairchild Australia Pty. Ltd., Sydney — 439-4355; Melbourne — 723-4131  
H. Rowe & Co Pty. Ltd., Perth — 28-5444 PB Components, Melbourne — 53-2766  
The National Electrical & Engineering Co Ltd., Wellington — 553-709; Auckland — 599-089

# “The best power amplifier regardless of cost.”

That's how The Stereophile magazine described the Amcron DC 300 after an exhaustive performance test. Experts of High Fidelity magazine, in their review said: "It is built like the proverbial Sherman Tank and its performance is so good, it seems to mock the measuring equipment used for evaluating it." And, "when we compare the DC 300 with other available power amps the difference is almost beyond belief."

Our philosophy at Amcron is that there's no such thing as good-better-best. Variations in product scope and function, yes, but deviation from the highest degree of perfection attainable — no! Our dedicated aim is to continue to produce audio equipment which sets the ultimate standard of reference. We cannot apologise for our prices. Because every item of equipment that carries our name has been designed by our engineers to be measurably and audibly superior to anything else available — regardless of cost.



## AMCRON

CROWN INTERNATIONAL U.S.A.

If you're ready to spend a few hours reading the full technical details on Amcron equipment, write or call us for free literature today.



### AMCRON DC 300 POWER AMPLIFIER

has the lowest distortion level of any commercially available power amplifier — IM distortion across the entire power spectrum from .01 watt to 150 watts per channel typically below .05%. And the purest sound. It has the lowest noise level of any commercially available power amplifier — guaranteed at 110 db S/N below 150 watts output. Power is guaranteed at 180 watts per channel RMS with 8 ohm loads. Less than \$1,000.



### AMCRON IC 150 PRE-AMPLIFIER

is an experience in silence, and it, too, has set new records for IM and harmonic distortion. Audio Magazine said: "When it came time to measure IM and THD, our test set-up proved to be completely useless." Less than \$470.



### AMCRON D-60 POWER AMPLIFIER

has superb square wave and overload response, with a power bandwidth of 5-30,000 Hz and an exceptional damping factor of over 200. It is a perfect matchmate for the IC 150 stereo console, if you want the quality of the AMCRON DC 300, but do not require its power, e.g. when using high efficiency speakers. Less than \$430.

AUSTRALIAN DISTRIBUTORS

## WEDDERSPOON

W. C. WEDDERSPOON PTY LTD

193 Clarence Street Sydney 29 6681

AVAILABLE FROM SELECTED HI FI RETAILERS

WC 1172

# HEATHKIT DOES IT AGAIN!!




IM1202

## 29 SELECTABLE RANGES

DC/AC VOLTS	DC/AC CURRENT	OHMS
Resolution 10mV, 10 $\mu$ A, 1 ohm		
Display 2 1/2 digits	25% overrange	
Accuracy	DCV $\pm 1\%$	Max 1KV DC
	DCI $\pm 1.5\%$	2 Amp.
	ACV $\pm 1.5\%$	700 V AC
	ACI $\pm 1.5\%$	2 Amp.
	$\Omega \pm 2\%$	2 meg.

has its own built in reference standards.  
 in kit \$77.30 inc. st. \$ 88.90  
 Assembled \$99.80 inc. st. \$114.80

EX STOCK



IT121

## TEST FETS, SCRs, TRIACS AND UNIJUNCTION TRANSISTORS

Out of circuit accuracy  $\pm 5\%$   
 DC Beta 1-5000  
 Battery operation fully portable  
 in kit \$51.84 inc. s/t \$59.32  
 assembled \$67.66 inc. s/t \$77.80

EX STOCK

SCHLUMBERGER INSTRUMENTATION AUSTRALASIA PTY. LTD.

Head Office: P.O. Box 38, Kew, Vic. 3101.  
 112 High Street, Kew, Vic. 3101.  
 Telephone 86 95 35

N.S.W. Office: 168 Kent Street, N.S.W. 2000.  
 Telephone 27 7428-9

S.A. Agents: Fairley Australasia Pty. Limited,  
 P.O. Box 221, Elizabeth, S.A. 5112.  
 Telephone 55 1922

Q.L.D. Agents: L. E. Boughen & Co.,  
 P.O. Box 136, Toowong, Q'ld. 4066.  
 Telephone 70 8097

W.A. Agents: Athol M. Hill Pty. Ltd.,  
 613 Wellington Street, Perth, W.A. 6000.  
 Telephone 21 7861

## ZEPHYR RECOMMENDS THESE ELECTRET CONDENSOR MICROPHONES

\* ATTRACTIVE APPEARANCE \* OUTSTANDING PERFORMANCE  
 \* EXCELLENT SIGNAL-TO-NOISE RATIO



CMU-506  
UNI-DIRECTIONAL

Impedance : 600 OHMS balanced  
 Sensitivity : -72db  $\pm$  2db 1K HZ  
 (0db = 1V/U BAR)  
 Freq. response : 50-15000 HZ  $\pm$  3db  
 Battery : H-7D/A9.1V

EM-507  
NON-DIRECTIONAL

Impedance : 600 OHMS  
 Sensitivity : -70db (0.315MV)  
 $\pm$  2.5db  
 Freq. response : 50-15000 HZ  
 Battery : 1.5V (UM-3)

EM-4000  
LAVALIER

Impedance : 1K  
 Freq. response : 100-10K HZ  
 Battery : 1.5 VOLTS

MARKETED IN AUSTRALIA BY

## ZEPHYR PRODUCTS PTY LTD

70 BATESFORD ROAD, CHADSTONE 3148, VICTORIA - PHONE: 56-7231

# MASTER

Assembly and operation of the power supply – overload indicator and metering circuits, and final assembly details are provided in this third article in the series.

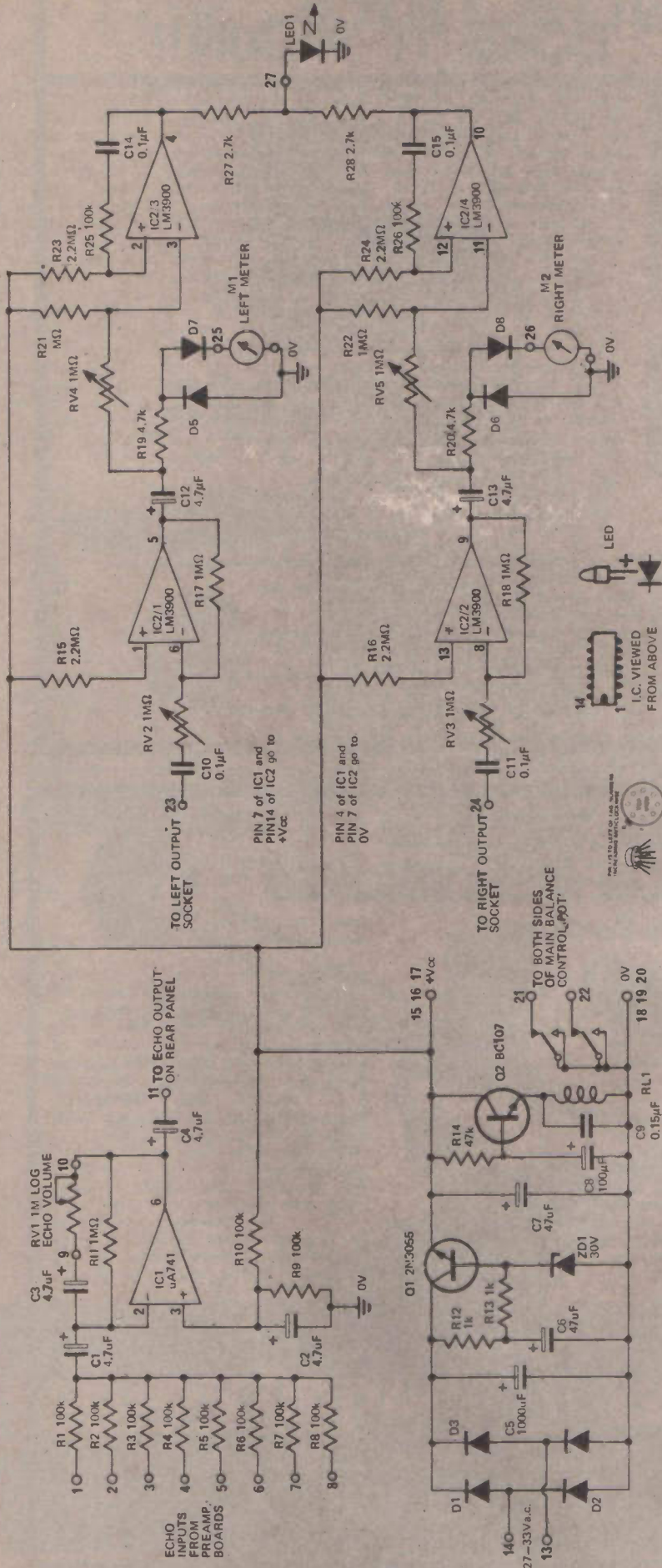


Fig. 1. Circuit diagram of power supply and metering board

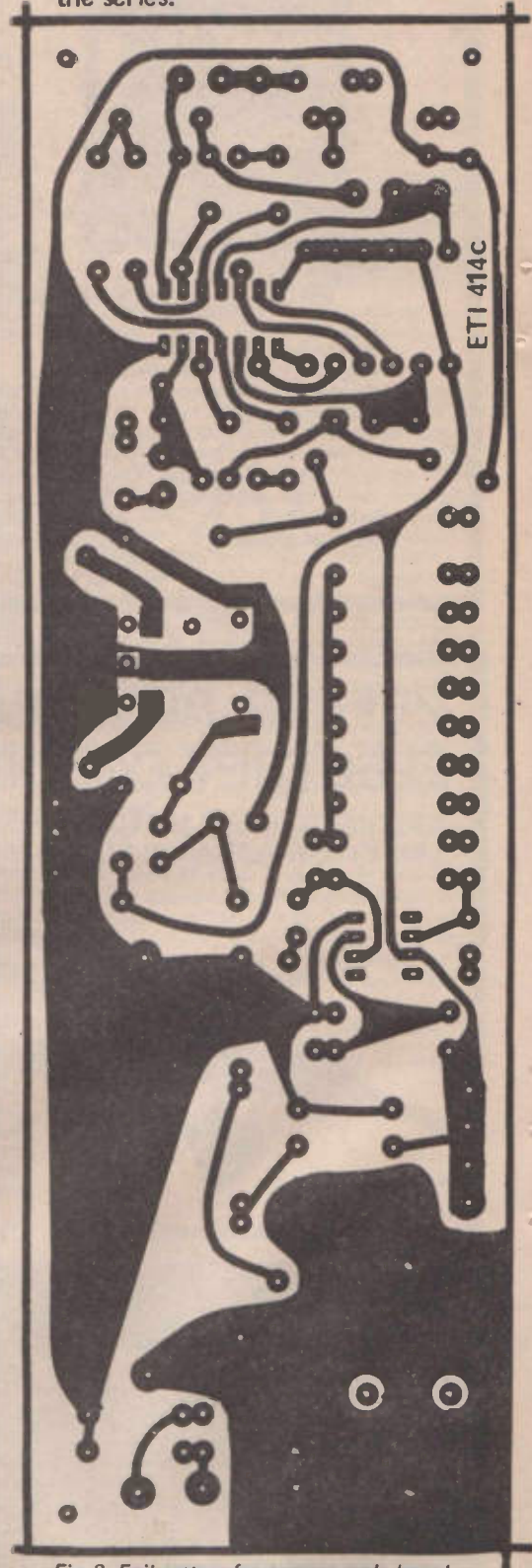


Fig. 2. Foil pattern for power supply board

# MIXER

## MASTER MIXER

THIS month we complete the last remaining board – that for the power supply and metering circuitry, and provide details of all wood and metalwork.

In the final instalment next month details will be given of how the circuitry can be modified and/or operating techniques devised to suit users' individual requirements.

## CONSTRUCTION

Begin by assembling components to the power supply board in accordance with the component overlay (Fig. 3).

Ensure that IC's and tantalum capacitors are fitted to the board with correct orientation (refer to insets on circuit diagram. Use care, when soldering, to avoid heat damage to components – especially IC's. Use a

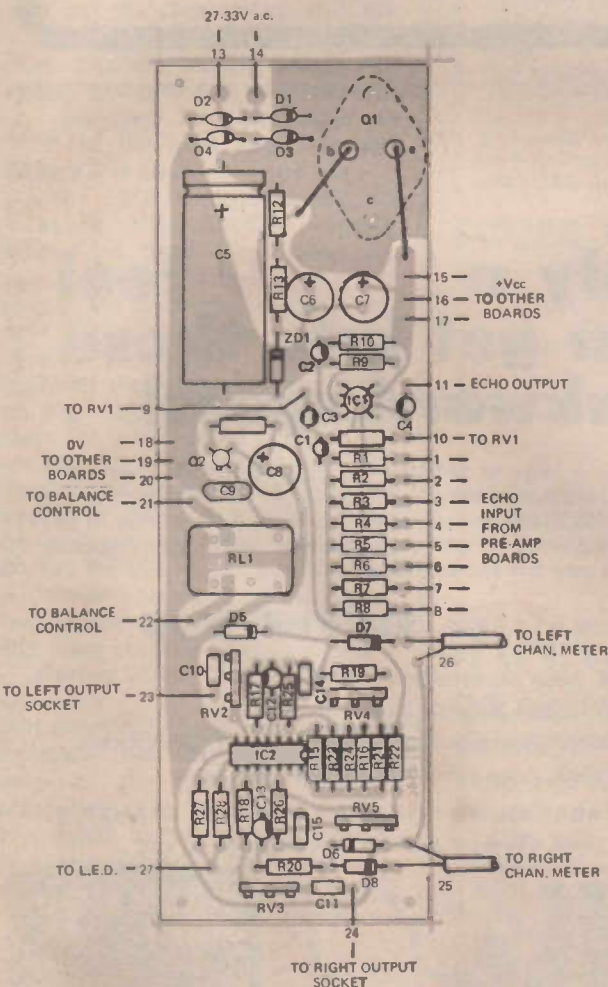



Fig. 3. Component overlay of power supply board.




Fig. 4. Escutcheon for preamplifier (actual size 12" x 1 1/4").

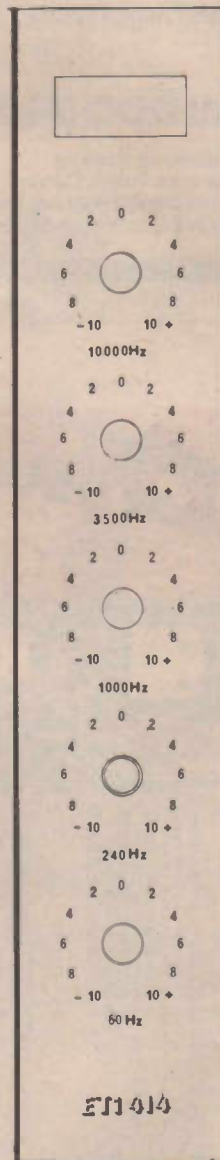


Fig. 5. Equalizer panel escutcheon (actual size 12" x 2 1/4").





Fig. 6. Main control panel escutcheon. (actual size to be 12" x 2 1/4").

# PAYING TOO MUCH FOR IMPORTED CONNECTORS?

72/1/MP

- Multipol 23 Contact Plug or Socket from 70 cents each. Cover and latch set from \$1.30.
- Multipol 8, 16 and 23 Contact Connectors available ex-stock.
- Contacts available with Gold or Bright Tin Plating. Current handling capacity 5 Amps. Contact resistance less than 5 milliohms. Insulation resistance greater than 10 Megohms. Breakdown voltage greater than 5 K.V.
- Used by National and commercial broadcasters, scientific and industrial equipment manufacturers.
- Australian designed and manufactured. No delays.

CONSIDER OUR MULTIPOL SYSTEM



**McMURDO (AUSTRALIA) PTY. LTD.**

*Head Office and Factory:*

17-21 Carinish Road, Clayton, Victoria. 3168. Tel. 544 3033  
 N.S.W. 242 Blaxland Road, Ryde. 2112. Tel. 807 1944  
 S.A. 346-348 Carrington Street, Adelaide. 5000. Tel. 23 1535

AGENTS

QUEENSLAND: Douglas Electronics Pty. Ltd. Tel. 97 8222, 97 8655. Walton Electronics. Tel. 38 5275. WESTERN AUSTRALIA: W. J. Moncrieff Pty. Ltd. Tel. 23 1194, 25 6140. A.C.T.: Electronic Components Pty. Ltd. Tel. 95 6811. TASMANIA: W. & G. Genders Pty. Ltd. Tel. 31 2511, 34 4311.



## only a **SULCO** tool can get into those awkward spots!

We have a range of SPECIAL and EXCLUSIVE nut running and screwdriving tools - both standard and metric - with a particular application in electronics, radio, TV and the electric trade. If you are having problems with those "odd spot" fastenings check this list; you may find the solution.

### **XCELITE SERVICE SETS**

- 99 PS-40 Allen Hex-type Screwdriver.
- 99 PS-60 Bristol Multiple Spline Screwdrivers.
- 99 PS-42-BR Allen Hex-type Beryllium Copper Screwdrivers.
- 99 PS-41-MN Allen Hex-type metric Screwdrivers.

*Ratchet, Tee and In-line handles available.*

*FREE Catalogue available - you only have to ask*

**XCELITE**



SUL/17

**SULCO**  
 PTY. LTD.

469 PACIFIC HIGHWAY  
 ARTARMON N.S.W.

Tel: 42 4214

SPECIALISTS IN PRECISION FASTENING TOOLS



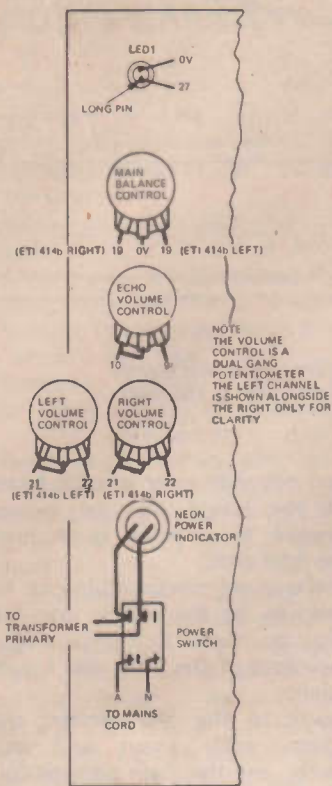


Fig. 7. Wiring to rear of main control panel.

light-weight, low-wattage soldering iron and work quickly.

Printed circuit boards purchased from kitset suppliers may be varnished with resin or similar. Clean off the varnish where the 2N3055 regulator transistor is mounted, to allow electrical contact. Silicon grease should be used between the copper pattern and the transistor to aid heat transfer.

The pins of the relay are inserted into the holes provided in the board and bent to make contact with the copper tracks before soldering. We inserted pins to allow connection of the positive and negative supply leads which have to be routed to the various other boards.

There are three pins for positive leads and three for negative leads. Two leads connect to each positive pin (six leads total). The common leads from the four preamplifier boards and the two main mixer boards, are soldered to lugs secured between each respective board and one of its mounting pillars. Two of these leads are terminated at each negative pin on the power supply board.

By referring to the metalwork drawings and the photograph of the unit, boards and other components

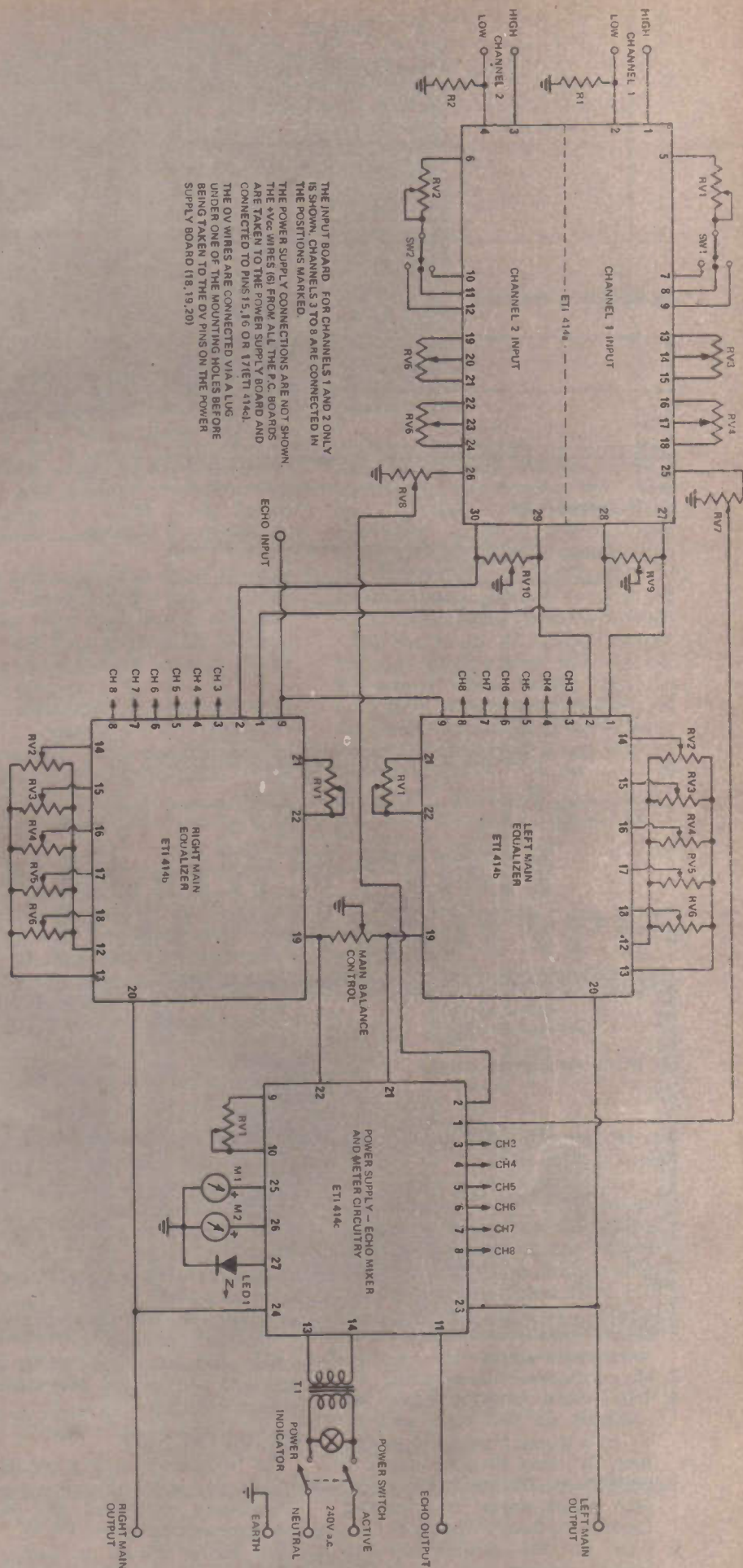


Fig. 8. Main interconnection diagram.

THE INPUT BOARD FOR CHANNELS 1 AND 2 ONLY IS SHOWN. CHANNELS 3 TO 8 ARE CONNECTED IN THE POSITIONS MARKED.  
THE POWER SUPPLY CONNECTIONS ARE NOT SHOWN. THE +Vcc WIRES (6) FROM ALL THE P.C. BOARDS ARE TAKEN TO THE POWER SUPPLY BOARD AND CONNECTED TO PINS 15, 16 OR 17 (ETI 414c).  
THE 0V WIRES ARE CONNECTED VIA A LUG UNDER ONE OF THE MOUNTING HOLES BEFORE BEING TAKEN TO THE 0V PIN ON THE POWER SUPPLY BOARD (18, 19, 20).

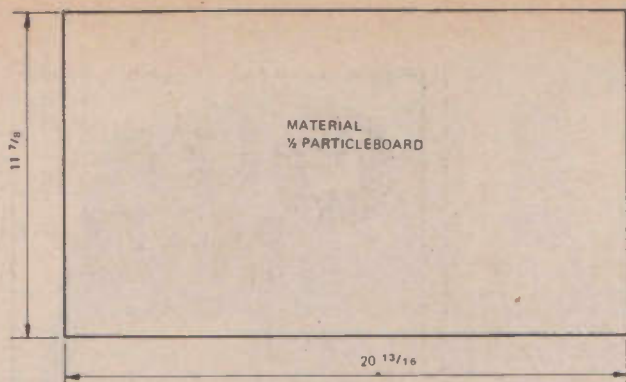


Fig. 9a. Cabinet baseboard.

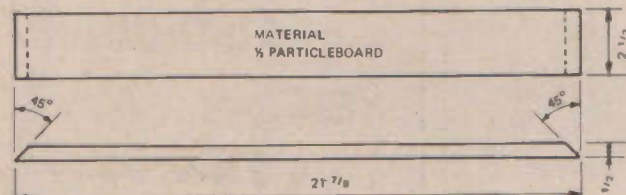


Fig. 9b. Cabinet front

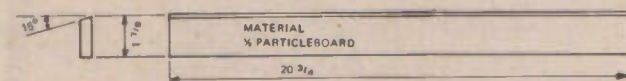


Fig. 9c. Front panel support

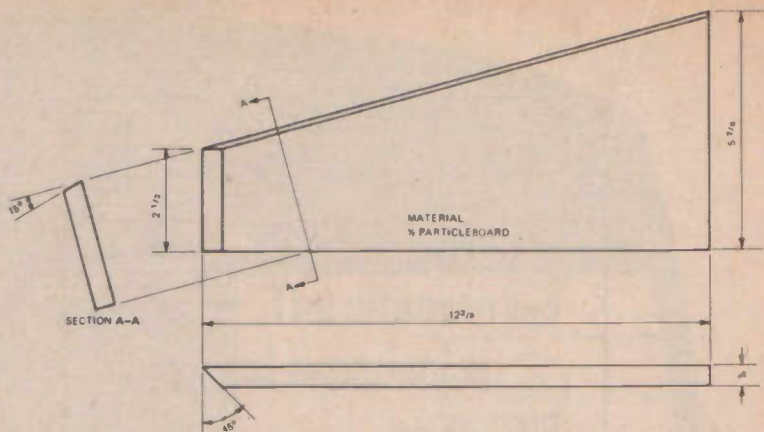


Fig. 9d. Cabinet sides — two required. Note that boards should be mirror image of each other, that is, chamfers should have opposite slope.

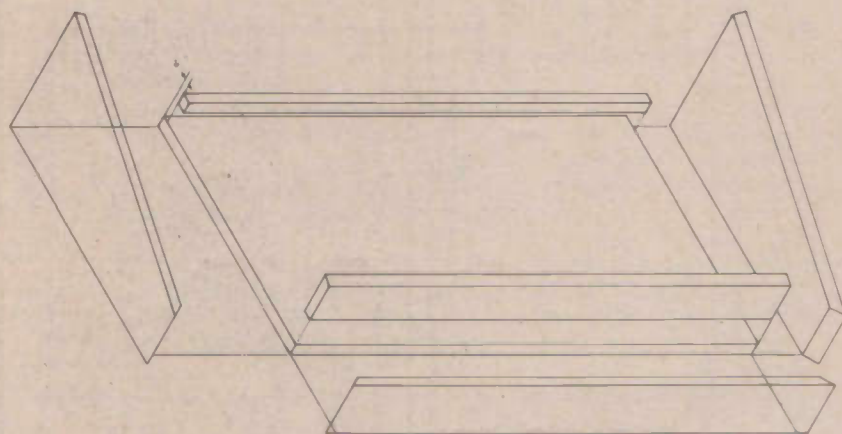


Fig. 10. Cabinet assembly details.

may be mounted to the panel in the following order.

- 1: Each preamplifier board is mounted on three 1" long threaded pillars. The main mixer — equaliser boards each employ four of these pillars which should be secured to the front panel with countersunk screws.
- 2: Mount the VU meters, with countersunk screws.
- 3: Mount the sensitivity switches.
- 4: The slide potentiometers are mounted on two rails, each of which is spaced from the chassis by four, 3/4" long threaded pillars — eight in all. Ensure that pin 1 of each potentiometer is orientated towards the front of the panel.
- 5: Glue on the escutcheons with contact cement and mount the

rotary potentiometers, switches and indicator lights.

Note: Two of the escutcheons will have to be drilled to allow the front panel to be secured (see the metalwork diagram).

- 6: Mount the input jacks on the rear of the panel.
- 7: Mount the transformer and the printed circuit boards.

This completes the front panel assembly and we can now make the interconnections.

#### WIRING THE UNIT

The interboard wiring should be carried out with reference to the underchassis photograph and to the interconnection diagram, Fig. 8.

All wiring should preferably be colour coded and should be routed

down one side only of each board so that the board may be swung-up, sideways, if servicing is required at some later date.

Use one mil plastic tubing, or lacing twine, to tie the wiring into looms. This, as well as improving the appearance of the unit, also facilitates servicing.

Leads to the VU meters, output sockets, echo input and output sockets, and the main balance control must be in shielded cable. These and, as far as possible, all other wiring should be kept well clear of the mains transformer to prevent hum pickup.

#### WOODWORK

Cut the five pieces shown in Fig. 9 from 1/2 inch particle board, note that the two pieces cut as per Fig. 9d are mirror images of each other. Veneer the inside surfaces of the two sides (Fig. 9d) and the front strip (Fig. 9b).

Assemble the box as per Fig. 10. Screws or nails should be used to hold the panels together while the glue sets. Take care to ensure that the sides are square to the base, otherwise the metal panel may not fit in place. In fact it is a good idea to use the panel as an assembly guide. The support piece (Fig. 9c) is assembled with the short side to the front. The rear panel support is merely a half inch square piece of timber, positioned 3/8 inches from the rear edge of the base (Fig. 10).

When the glue is set, the box can be sanded and all visible outside surfaces veneered, before final sanding and finishing operations are carried out. The inside of the box should be lined with "Alfoil", and this earthed to the metal chassis. If the Alfoil goes over the rear panel support, the metal panel will make contact with it and no other connection need be used.

#### TESTS AND ADJUSTMENTS

Before initially switching on, remove from the power supply board the +Vcc

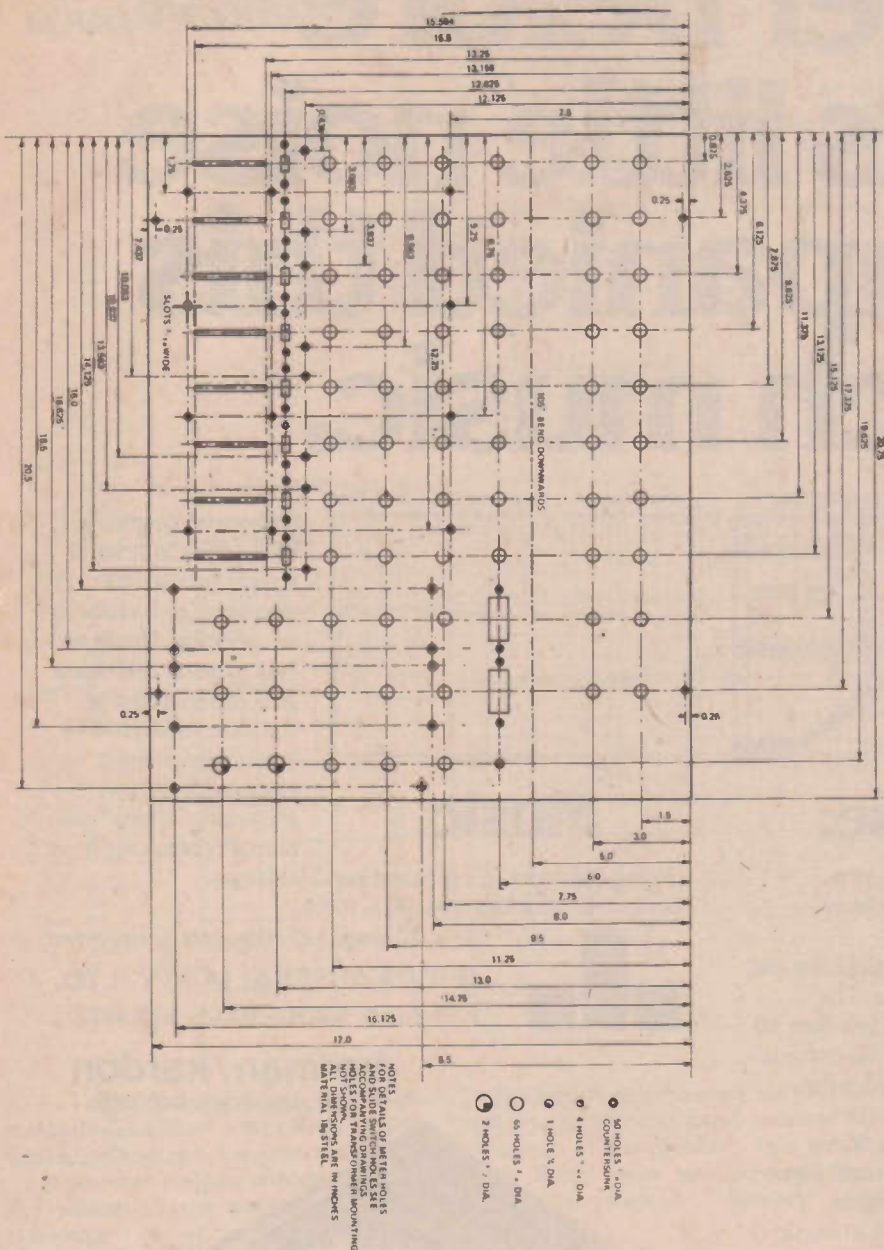


Fig. 11a. Drilling details of front panel.

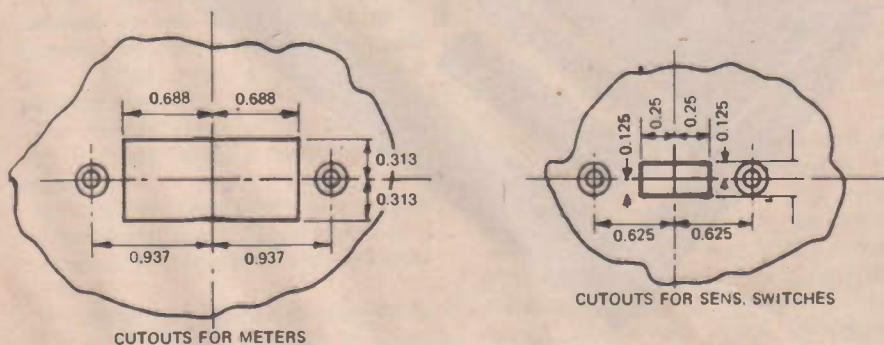



Fig. 11b. Cutouts for meters and sensitivity switches.

# LEAK M<sup>K</sup> III

"SANDWICH" 2-WAY  
SPEAKER SYSTEMS  
for only **\$180-00** pair?

**YES** you read correctly  
only **\$180-00** pair.

at **ARROW ELECTRONICS** You reap the benefit of our good buying. Don't delay as this offer cannot last indefinitely.



Leak  
Sandwich Mk III

### SPECIFICATIONS

Size: 26" x 15" x 11.75". Cab.: Vol.: 2.65 cu. ft. Woofer: 12" Sandwich Unit. Mid/Treb.: 4 1/2" Sandwich Unit. X/Over: 900 Hz. Power Handling: 25 watts. Impedance: 8 ohms. Response: 40-20,000 Hz. Finish: Teak or Walnut.

**HEAR AND YOU WILL BUY. CLEAN SOUND AT A PRICE YOU CAN AFFORD.**

## ARROW ELECTRONICS

342 Kent Street, Sydney  
Between Market and King Streets  
Telephone: 29-6731

# Never before has this little noise accompanied this much music.

If you're sophisticated enough to be reading this magazine, you're probably familiar with the two main characteristics of cassette decks: hiss and nonlinear frequency response.

Which should make you thoroughly unfamiliar with the performance capabilities of our new HK-1000. As the charts indicate, it behaves more like reel-to-reel than a cassette deck:

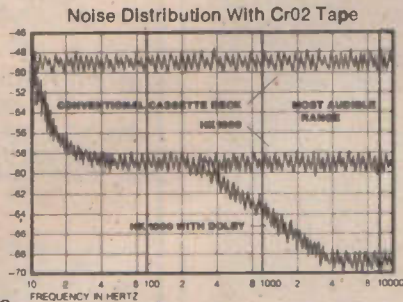
Signal-to-noise (unweighted) is  $-58$  dB with Dolby and  $-70$  dB in the audible hiss level above 4,000 Hz. The frequency response curve is essentially flat from less than 30 to beyond 15 kHz,  $\pm 1.5$  dB, with CrO<sub>2</sub> tape. (This curve is due largely to the way we drive our heads. Instead of the conventional constant *voltage* drive to the head, the HK-1000 is designed for constant *current* drive. Many studio model reel-to-reel decks are designed the same way.)

Because of a new low in noise and a new wide in frequency, the HK-1000 brings you a new clarity in music.

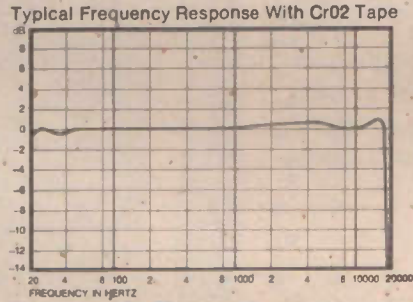
Ours is the first cassette deck designed for maximum phase linearity. Square wave response is better than every other cassette deck and even some expensive reel-to-reel decks. And the better the square waves, the cleaner and more transparent the music.

Discriminating audiophiles will also appreciate the wide selection of controls to take control of. There are two "peak-reading" VU meters; automatic shut-off in all transport modes; separate controls for recording playback and microphone levels; a "memory" rewind feature that lets you key a selection to the exact start location; a Dolby test oscillator; both record and Dolby playback calibration adjustments on the top panel; and so on.

The HK-1000 is also designed so you can use it often



## Noise.



## Music.

without endangering it. Plug-in printed circuit boards are used for simplicity and reliability of operation. Heads are easy to reach and clean. And the transport is the most reliable we've ever tested; it even closes with the sort of reassuring "thunk" you normally hear only by

closing the doors of expensive hand-built cars.  
For complete details and specs, write



Sole Australian Distributors & Importers,

JERVIS AUSTRALIA PTY. LTD.

P.O. Box 6, BROOKVALE. 939-2922.

harman/kardon  
*the music company*


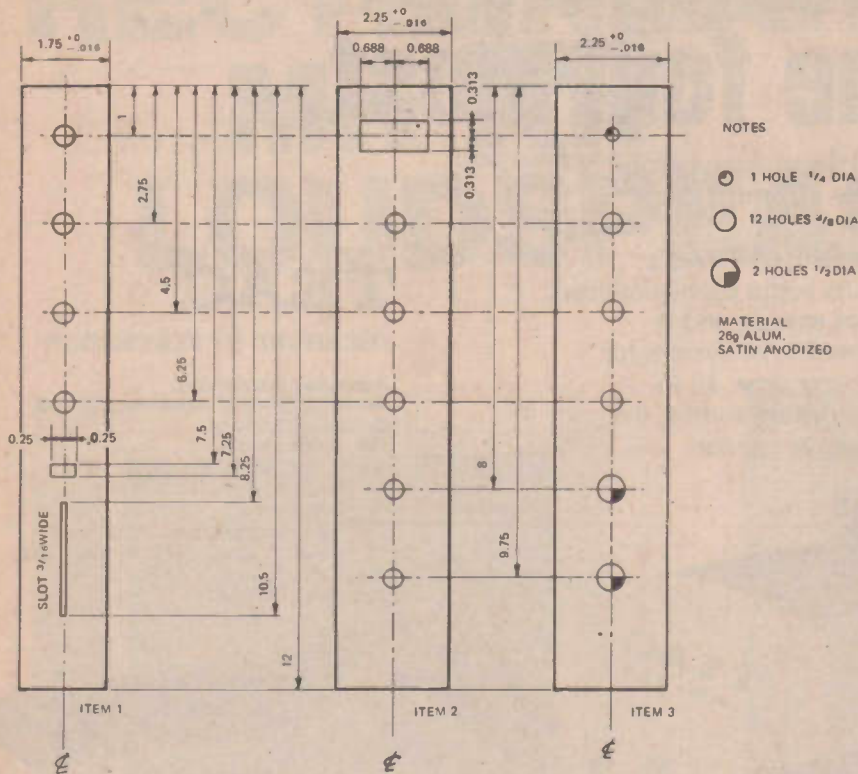


Fig. 12. Drilling details — Item 1: preamplifier panel, Item 2: equalizer panel, Item 3: main control panel.



### PARTS LIST FOR POWER SUPPLY BOARD ETI 414

R1	Resistor	100k	1/2W	5%	C5	"	1000µF	50V Electrolytic
R2	"	100k	"	"	C6	"	47µF	50V Electrolytic
R3	"	100k	"	"	C7	"	47µF	50V Electrolytic
R4	"	100k	"	"	C8	"	100µF	50V Electrolytic
R5	"	100k	"	"	C9	"	0.15µF	100V Polyester
R6	"	100k	"	"	C10	"	0.1µF	100V "
R7	"	100k	"	"	C11	"	0.1µF	100V "
R8	"	100k	"	"	C12	"	4.7µF	35V "TAG"
R9	"	100k	"	"	C13	"	4.7µF	35V "TAG"
R10	"	100k	"	"	C14	"	0.1µF	100V Polyester
R11	"	1M	"	"	C15	"	0.1µF	100V "
R12	"	1k	"	"	D1-D4	Diodes PA2121, EM401, or similar		
R13	"	1k	"	"	D5-D8	" 1N914		
R14	"	47k	"	"	LED1	NSL5023		
R15	"	2.2M	"	"	ZD1	Zener Diode BZY88C30		
R16	"	2.2M	"	"	IC1	Integrated Circuit LM307		
R17	"	1M	"	"	IC2	µA741 (metal can or minidip)		
R18	"	1M	"	"	Integrated Circuit LM3900			
R19	"	4.7k	"	"	(National Semiconductor)			
R20	"	4.7k	"	"	Q1	Transistor 2N3055		
R21	"	1M	"	"	Q2	" BC107		
R22	"	1M	"	"	PC board ETI 414c			
R23	"	2.2M	"	"	Level indicator edge meters 400µA 410ohms,			
R24	"	2.2M	"	"	type PV31 or similar (two required).			
R25	"	100k	"	"	Brass spacers, 1/2" by 1/8" clearance hole			
R26	"	100k	"	"	(three required).			
R27	"	2.7k	"	"	Brass spacers, 1", tapped 1/8" (two required).			
R28	"	2.7k	"	"	Phone jacks 6.5mm (two required).			
RV1	Potentiometer	1 Meg	Log		Transformer 240V primary 27-33V			
RV2	"	1 Meg	Trfm type		secondary —200mA.			
RV3	"	1 Meg	"		Power switch type MSP625 dpdt (or similar).			
RV4	"	1 Meg	"		Neon indicator 240V (chassis mounting).			
RV5	"	1 Meg	"		Three-core flex and plug, nuts, bolts, etc.			
C1	Capacitor	4.7µF	35V "TAG"		Relay 1250 ohm, miniature type VP2, two			
C2	"	4.7µF	35V "TAG"		change-over contacts.			
C3	"	4.7µF	35V "TAG"					
C4	"	4.7µF	35V "TAG"					

(See last month's issue for special semi-conductor offer).

wires leading to the preamplifier and mixer boards making sure they cannot touch other circuitry. Rotate the trim potentiometers to their mid position and switch on. Check the voltage between the Vcc and OV terminals. This should be between 27 and 32 volts. If not, there is a fault in the supply which should be located before proceeding further.

Using an oscillator, feed a signal into the output socket of the left channel. An indication should be visible on the left hand meter. Set the input level to that required to drive the power amplifier to full output (1V for the ETI 413 amp.), and adjust RV2 to give full scale deflection. Now adjust RV4 to the point where the LED just stops flashing. Now repeat the process for the right channel, adjusting RV3 for full scale deflection and RV5 for LED indication. This completes the metering circuit calibration.

Now connect the equalizer boards and one of the preamplifier boards. This preamplifier can be checked either with an oscillator or a microphone. Check that the gain increases when the sensitivity switch is moved to the right, also that the tone controls give maximum boost when moved clockwise. Make sure that the balance control operates correctly and the wires going to the mixers have not been crossed.

Add the other preamplifiers one at a time testing each as above. When all the above procedure is complete the unit is ready for operation.

Continued on page 87

# TEAC's new multi-track decks are the fourmost.


TEAC was the first to introduce four-channel decks, long before any others were around. Now we introduce the incomparable A-3340: destined to be the fourmost.

A proven pro, this deck combines the best features of TEAC's forerunners. At first glance, you're struck by its audio sophistication. It's professional 10½" deck with 15 and 7½ ips speeds, and it delivers "four-in-hand" versatility. TEAC's Simul-Sync system for recording individual instruments separately at any time, all in perfect sync. Added to its "one-man-band" recording ability, the 3340 records superb four-channel stereo, as well as regular two-channel stereo and ¼-track mono.

## TEAC®

THE SOUND OF PERFECTION

*Australian Distributors:*  
**Australian Musical Industries Pty. Ltd.**  
 Melbourne address:  
 155 Gladstone St.,  
 South Melbourne, Vic. 3205.  
 Ph. 69-5888. Telex AA 33037.  
 Sydney address:  
 619 Pacific Highway,  
 St. Leonards, NSW 2065. Ph. 439-5752.  
 Arena Distributors, 273 Hay Street,  
 East Perth, 25993.



With the optional AX-20 mixdown panel. Simul-Sync recording can be dubbed down to two-channel stereo or mono demos

If you prefer slightly less four-channel sophistication, take a look at our new A-2340. It's like the A-3340 but with 7½ and 3¾ ips speeds, and takes 7-inch reels.

If you want the fourmost, you owe yourself the best—a TEAC A-2340 or A-3340.

If you'd like to know more, write to us for the TEAC Catalogue, price list and franchised dealer list.



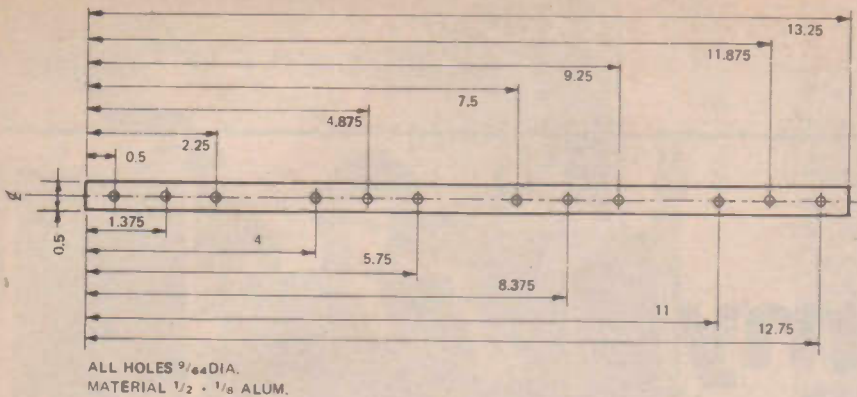


Fig. 13. Slide potentiometer support bars (two required)

## HOW IT WORKS

### MASTER MIXER POWER SUPPLY

The power supply is of conventional design. Any transformer which will supply 27 to 33 volts at 200mA will suffice. The regulator employs a 2N3055 as a series regulator, and by virtue of the 30V zener diode between the transistor base and the negative rail, maintains the output voltage at approximately 29.5 volts.

At switch-on Vcc rises immediately but the output of the unit is shorted out by relay RLI for approximately four seconds while C8 charges exponentially via R14. Transistor Q2 is simply an emitter follower driving relay RLI. The voltage at its emitter is approximately 0.5 volts less than that on capacitor C7. After approximately four seconds the voltage across the relay rises sufficiently to activate it, removing the short from the output.

This prevents accidental damage to power amplifiers due to switching transients or other warm-up anomalies.

### ECHO MIXER

The echo mixer is straight forward. As indicated earlier there are eight separate inputs. These receive signals from the input channel echo-send controls. The gain of the echo amplifier is controlled by RVI which varies the negative feedback. The output goes to the echo output socket on the rear panel. From here it is intended to pass through an echo tape, reverberation unit, or similar type of device before returning to the unit and being split equally to provide an input to each main mixer stage.

### METERING CIRCUITS

The metering and overload indicator circuits employ a quad-amplifier IC type LM3900 from National Semiconductor. This package accommodates four independent, internally compensated amplifiers which are designed to operate from a single power supply voltage and to provide a large output voltage swing.

Each amplifier makes use of a "current mirror" to provide the non-inverting input.

Unlike a normal operational amplifier, the two inputs are current driven, not voltage. This means that when used as an amplifier the output tries to balance the current in the two inputs. Therefore an initial bias is required. This is provided by R15. For the amplifier to be balanced, an equal current must flow in R17. This sets the quiescent output voltage to approx. 15V.

The ac voltage gain is equal to R17/RV2 where RV2 is the preset value of RV2. The meter is driven by R19 and rectified by D5 and D7.

The second stage (IC2/3) is a comparator-monostable. Both inputs of this amplifier are biased from the supply rail although the current is higher into the negative input. Since this is outside the linear region the output is almost at 0V. When in use current is being added and subtracted to the current into the negative input.

If enough current is subtracted, such that it is less than the current into the positive input, the output of the IC will go high. Due to the positive feedback of R25 and C14 the IC will stay in the high state for approximately 0.1sec, even if the initiating signal has ceased. The overload light LED1 is on while either monostable (IC2/3 or IC2/4) is high.

If the output is continuously high the light will flash rapidly.


Two of these amplifiers are employed in each of the metering indicator circuits. A variable resistor in series with the input to the first amplifier allows zero VU to be adjusted for outputs in the range of 100mV to 3V.

If a single transient exceeds a preset level the indicator light will flash for approx 100 ms. This will allow the "transient" to be seen and thus act as a warning. On a continuous overload the light will flash rapidly. With the ET1413 amplifier this level should be approx IV rms.

# THE OLD MIXER



## NOW THE NEW E.T.I. 414 MASTER MIXER



## AVAILABLE NOW IN A JAYCAR KIT

Complete kit of parts \$188.00 p&p \$2;  
Kit of parts less national semis \$153.00 p&p \$2  
Kit of parts for onemixer/equalizer \$19.10 20c p&p (including semis)  
Parts for pre amp and tone controls for two channels \$21.00 p&p 20c including semis  
Parts for power supply board including semis \$26.25 p&p 20c  
Metal work \$9.90 p&p \$1  
Front panels \$3.40 p&p 20c  
Timber case \$6.75 p&p \$1

# jaycar

PTY. LTD.

Telephone 211-5077  
P.O. BOX K39, HAYMARKET  
N.S.W. AUSTRALIA 2000

# Radio astronomy for amateurs

**PART IX** In this, the concluding article in the series, Roger Harrison answers a number of readers' queries — and describes how the completed system may be used.

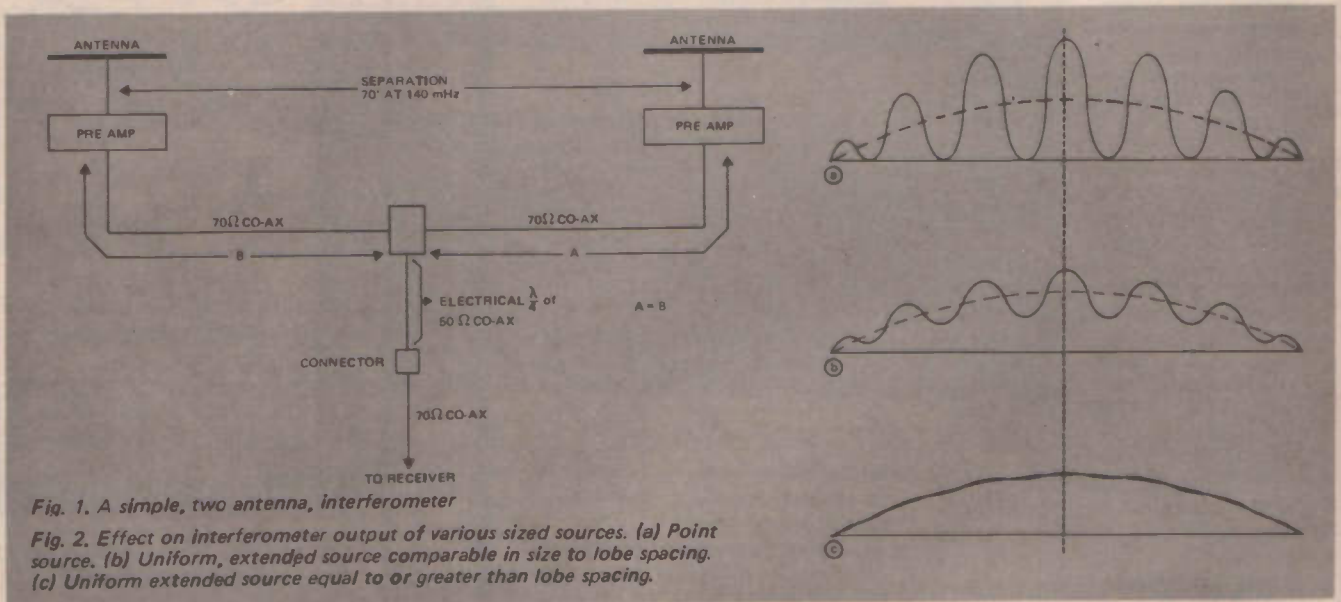


Fig. 1. A simple, two antenna, interferometer

Fig. 2. Effect on interferometer output of various sized sources. (a) Point source. (b) Uniform, extended source comparable in size to lobe spacing. (c) Uniform extended source equal to or greater than lobe spacing.

VARIOUS interferometers were discussed and outlined in Part 3 of this series (ETI, Feb. 1972). A number of readers have expressed interest in constructing such an instrument — complex interferometers are beyond the scope of this series, but here are details of a simple two-aerial system.

All that is necessary is to construct a second antenna array, duplicating the one you have (or intend to use) and couple them together as shown in Fig. 1. Pre-amplifiers will be necessary at the antenna so as to overcome the losses introduced by the long runs of coaxial cable.

Separation of the antennae should be eight to ten wavelengths or more, although initially, five wavelengths would be satisfactory to test the

system. At 140MHz, ten wavelengths is exactly 70ft. Don't forget that this separation is measured centre-to-centre of the antenna arrays.

The two antennae should be set up on an East-West baseline. This is best done using a map of your local area that shows true North and Magnetic North. Using a magnetic compass, and allowing for the magnetic declination, determine true East and West with respect to your property and locate the antennae accordingly.

The coaxial cable marked A and B on Fig. 1 must be equal in length as far as possible. A variation of 1/2" (at most) is allowable. This includes connectors. If the two antennae are designed and constructed to match 70 ohms then a simple linear transformer of 50 ohm

coaxial cable (as shown in Fig. 1) will transform the impedance back to 70 ohms to match the receiver input and feed line. All the cables should be run so that no strain is placed on them.

To use the interferometer, the antennae should be aimed such that they face the zenith or at a fixed elevation from the horizon. Each antenna should be parallel and aligned with the baseline or at right angles to it, depending on antenna type used. A suggested elevation (to begin with) would be 30° above the horizon. The narrowest part of the antenna beam should run N-S.

## RESOLVING POWER

The ability of an interferometer to distinguish two sources, or resolve a



small source, depends on the distance between the antennae (as this determines the width of the lobes or fringes) and the width of the fringes.

The effect of various sources on a simple interferometer is shown in Fig. 2.

The fringe width of this simple interferometer can be obtained from the following formula:—

$$\text{Fringe width} = \frac{57.3^\circ}{2D \text{ (in wavelengths)}}$$

This gives a value half the spacing between the first null points, which is equal to the width of the fringes. Thus, in the above case, with a spacing of ten wavelengths, the spacing of the fringes (or null points) is  $5.73^\circ$ , the fringe width is  $2.86^\circ$ .

When using the interferometer, an appropriate chart speed should be used. The earth revolves at about one degree of arc every four minutes. Thus, for the above case, it would take 23 minutes to pass from one null to the next. A chart speed of  $\frac{1}{2}$ " to 1" per hour would be excellent under these circumstances. For wider spacings, slower chart speeds should be used.

### THE PHASE SWITCHED INTERFEROMETER

A brief description of this type of interferometer was covered in the third part of this series (ETI, Feb 1972). Briefly reiterating, the phase-switched interferometer varies the electrical separation between the two antennae at a fast rate (typically 300Hz to 1kHz) such that the nulls and peaks produced by the antennae reverse positions (or phase) at the same rate. Receiver detection is synchronised with the switching rate. It is primarily used for detecting small sources.

The simplest means of using this technique is to switch an electrical half wavelength of transmission line in and

out of one of the antenna feed lines. A solid state switch using diodes (having the appropriate characteristics) is preferred to mechanical switching. Suitable detectors are described in some of the references I have mentioned previously. (Wireless World, Aug, 1972 has an article on phase sensitive detectors.) The detector should be preceded by a selective amplifier tuned to the switch frequency.

### THE ROTATING LOBE INTERFEROMETER

Also described in Part 3, this technique employs quite simple circuitry. Cost is increased over a simple radiometer or interferometer as two complete receiving systems, but with a common local oscillator, are used. The phase difference between the two signal paths from separate antennae, is varied by varying the phase of the local oscillator of one receiver with respect to the other. This could readily be achieved using a varicap diode driven by an appropriate function generator. However, the phase stability of each separate receiver, and of the local oscillator itself has to be of a high order, otherwise errors are generated in the system. Suitable test equipment to measure the phase stability and align the system would have to be available.

### THE RYLE AND VONBERG RADIOMETER

The simple radiometer is limited in its ultimate sensitivity by the inherent gain and phase stability of the simple TRF or superhet circuitry. In Part 3 I discussed the Dicke comparison system and the Ryle and Vonberg systems, both of which improve the sensitivity of a radiometer by removing the dependence of the sensitivity of the system on the phase and gain stability. This is achieved by comparing the input with a reference

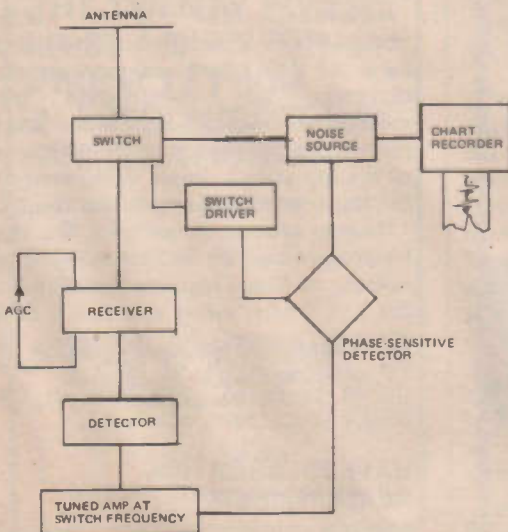



Fig. 3. The Ryle-and-Vonberg radiometer system.

## new BATTERY SAVER REGULATED BATTERY ELIMINATOR

Multi Voltage 4.5, 6, 7.5, 9 V



### TYPE PS164

- Unlimited operation of Battery-operated Transistor Equipment from 240 Volt AC Mains at negligible power cost.
- Output regulated to prevent speed variation in Tape Recorders motors. Constant Voltage to radios, etc., gives more undistorted power at high volume.
- Approved by Electric Supply Authorities.
- Double Insulated for extra safety.
- Ideal for 4.5, 6, 7.5, or 9V Transistor Radios, Tape Recorders, Small Transistorised Amplifiers and Test Equipment, etc.
- Filtered to ensure hum-free operation.
- Output selected by rotary switch, recessed to prevent accidental alteration

### Technical Specifications:

Input 220/240V 50Hz.  
Output 4.5, 6, 7.5 or 9V DC Regulated, Maximum Current 0.3 Amps.  
Regulation — less than 10%.  
Ripple — less than 0.25% RMS.  
Dimensions 3½ ins. x 2½ ins. x 2 ins. (90 x 65 x 50mm.).



### A & R-SOANAR GROUP

#### SALES OFFICES

VIC: 30-32 Lexton Rd., Box Hill. 89 0238.

NSW: 4 Close St., Canterbury. 78 0281.

SA: 470 Morphett St., Adelaide. 51 6981.

#### INTERSTATE AGENTS

QLD: R. A. Venn Pty. Ltd., Valley. 51 5421.

WA: Everett Agency Pty. Ltd., West Leederville. 8 4137.

noise source. The Ryle and Vonberg system is the most sensitive and only slightly more difficult to construct in practice. A block diagram is shown in Fig. 3.

It is beyond the scope of this article to describe the complete construction but here are a few suggestions to assist those who wish to tackle development themselves.

The switch should use solid-state techniques. PIN diodes would be excellent in this application as would hot carrier diodes. The noise source could be solid state but the temperature-limited thermionic diodes (described previously) would be better. The receiver is nothing special and could use straightforward TRF or superhet techniques. The complete receiver (except the front end, perhaps, at VHF) could use some of the newly released IC's (i.e. Plessey SL600 series). The tuned amplifier could readily use a cheap op-amp. IC such as the LM301 or uA709.

The phase-sensitive detector I have mentioned previously. The article in "Wireless World", August 1972 describes a solid-state p.s.d. which would be eminently suited to this application. The output would be used to drive a dc-amp/regulator which varies the current supplied to the filament of the noise source; assuming the use of the thermionic diode variety.

The anode current of the noise diode then drives the chart recorder as it is directly proportional to the noise output of the diode. As can be seen, the whole system forms a servo-loop such that the noise source output is made to equal the noise input of the receiver.

The switch and the phase-sensitive detector, should be driven from a multivibrator at a convenient frequency. Avoid multiples of the mains frequency, as this can cause troubles with hum pickup. A frequency between 300Hz and 1kHz is often used in practice.

## THE RADIO SPECTROMETER

These instruments generally operate in the upper UHF to SHF range, beginning at about 1000 MHz or 1GHz. Low noise receiving techniques become increasingly difficult in this region. However, high gain antennae are readily constructed and details of suitable antennae were published in "The Victorian VHFer" for August and September 1972. This magazine is published by the VHF Group of the Victorian Division of the Wireless Institute of Australia.

Basically, the radio spectrometer or spectrograph takes two forms. The swept frequency type and the multichannel type. These were

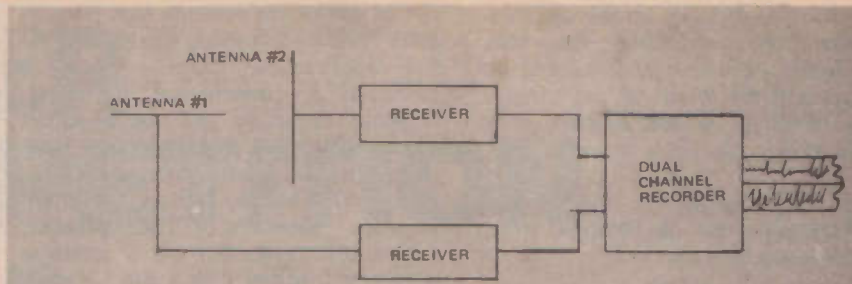


Fig. 4. Crude polarisation measurement technique.

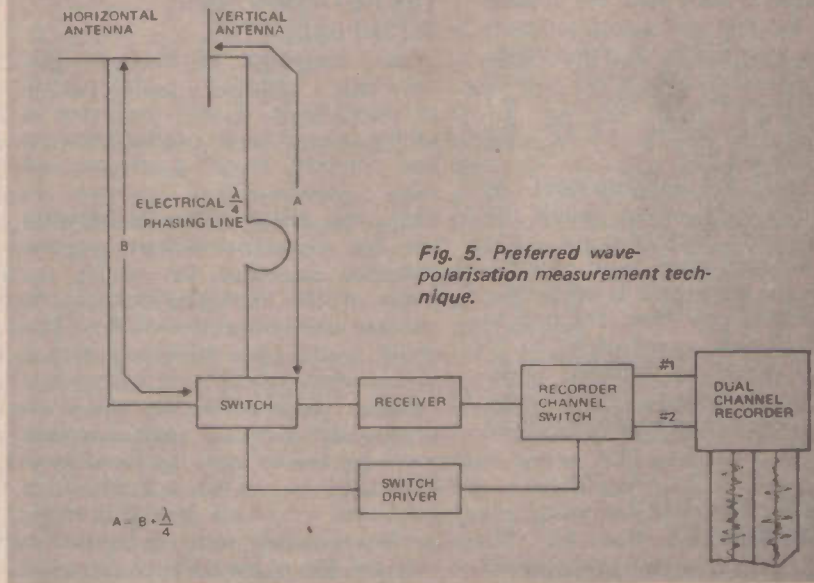


Fig. 5. Preferred wave-polarisation measurement technique.

described briefly in Part 3 also and I refer to Figs 27 and 28 in that article.

The swept frequency type employs straightforward techniques. The receiver itself could be of the Ryle and Vonberg type having the local oscillator swept over a suitable frequency range. The local oscillator could simply be a suitable oscillator having its frequency varied by mechanically driving a capacitor with a motor — or driving a varicap diode with a ramp or staircase generator. Alternatively, a frequency synthesizer could be used.

A fairly fast recording speed is necessary, the speed of which must have some known relationship to the rate of change of frequency. Frequency markers at suitable intervals would be well worth including. The rate of change of frequency must be considerably less than the integration time employed at the detector, else spectral lines will be removed by the integrator. Consequent to these requirements, the stability of the local oscillator must be quite high. A frequency synthesizer or phase-locked local oscillator is thus preferred.

The multichannel radio spectrograph

employs a wideband receiver followed by a bank of filters and detectors. This is actually a more complex technique than the swept frequency type as the gain and phase stability of the system must be very good if accurate measurements are to be made. Wideband receivers at the frequencies used for these observations present relatively few difficulties. It is the multiple filters that provide the problems.

However, for short term observations, a simple receiver and bank of LC filters and appropriate detectors will demonstrate the techniques involved and show what results can be expected. Observations of the sun using a simple instrument of this type produces interesting results.

If the system is centred on the hydrogen line at 1420 MHz and a number of filters spaced every 500kHz for 1 or 2 MHz either side (i.e. 5 or 9 channels respectively) differences in the output levels of each channel should be noted, depending on the cosmic source being observed.

## WAVE POLARISATION MEASUREMENTS

Cosmic noise radiation is not

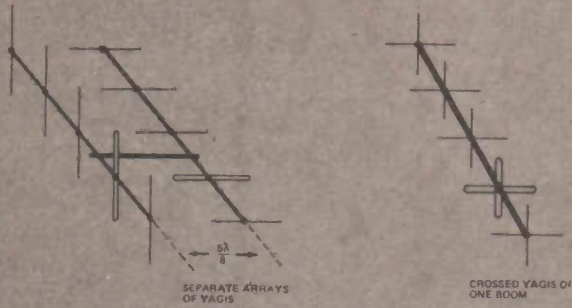
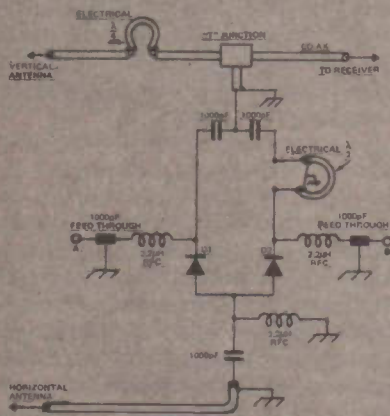


Fig. 6. Antenna arrangements for wave-polarisation measurements.



A & B to switch driver, 180° out of phase, square wave.

Note: Mount in weather-proof box. All leads as short as possible. Use coax connectors for all cable connections. Alternatively, wire all together and encapsulate.

Fig. 7. Antenna switch for polarisation measurements.

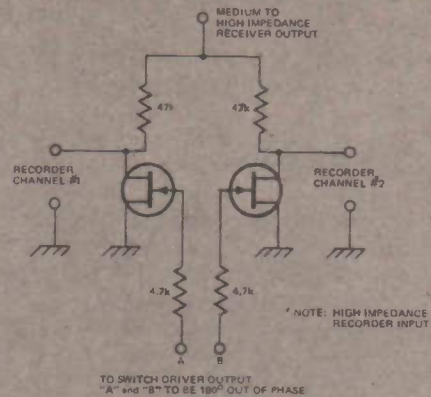


Fig. 8. Recorder channel switching.

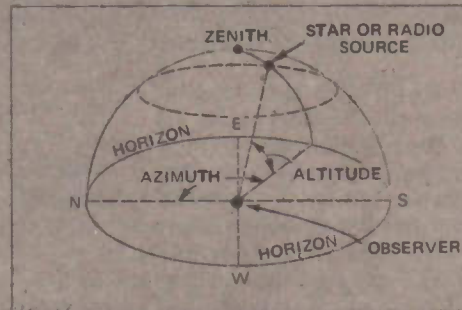


Fig. 9. Illustrating the meaning of the terms Azimuth and Altitude.

necessarily linearly polarised. Apart from this, radiations from some noise sources undergo wave-polarisation under certain conditions. Noise radiations from the sun undergo polarisation changes with varying activity associated with sunspots and flares. Measurements of polarisation changes of solar noise can readily be undertaken with only simple changes necessary to the equipment already outlined for use at 140MHz.

There are two methods of going about this. The first involves using two separate receiving setups, on the same frequency, with antennae placed such that they receive separately polarised components of the solar emissions. I do not recommend this system (illustrated in Fig 4.) as the phase and gain stability must be very good for both systems. Results yielded are also limited.

The second system, shown in the block diagram of Fig. 5 is the better one. Two, linearly polarised antennae, such as a Yagi array are mounted at right angles, either  $5/8$  wavelength apart, or with the elements on the same boom, are employed as the antenna (See Fig. 6) They are fed separately,  $90^\circ$  out of phase. This is

accomplished using an extra electrical quarterwavelength of line as shown in Fig. 5. The aerial switch changes the polarisation of the antenna from left-circular to right-circular at a fast rate, usually between 300 Hz and 1kHz. A switch changes the receiver output from one channel to the other of the output recorder, in synchronism with the antenna switch. The integration time of the receiver detector is sufficiently long to remove the effects of the switching. The receiver is straightforward and can employ any of the techniques mentioned previously.

A circuit of a suitable antenna switch is shown in Fig. 7. The diodes, D1 and D2 can be germanium types such as the OA9 or perhaps, better still, hot carrier diodes.

A circuit for channel switching the receiver output to the dual channel recorder is shown in Fig. 8. Any common, general-purpose FET will suit. If a low impedance receiver output/recorder input is used, suitable transistors can be used with appropriate component value changes.

Instead of the dual-channel recorder shown, two similar chart recorders can

be used. However, comparison of the records is more difficult.

If the polarisation changes during the observation period, the peaks of radiation will be displaced with respect to each other.

Instead of the Yagi antennae suggested, two helical antennae could be used. One set for right hand circular polarisation, the other for left-hand. Switching between the two antennae would then be necessary.

## ASTRONOMICAL TERMS AND CO-ORDINATES

The position of a celestial object can be defined in several ways.

There are three co-ordinate systems in use in radio astronomy to define the position of objects: viz. the *Altitude and Azimuth* are specified at a particular place and time on the earth; *Right Ascension and Declination* or *Equatorial Co-ordinates*, defines a point with respect to the earth's celestial axis; and the *Galactic Latitude and Longitude*. Practically speaking, the first two are easier to use and are most common in popular literature relating to radio astronomy. I recommend you buy a basic text on astronomy if you wish to gain a

thorough understanding of the systems described. I will describe the *Altitude-Azimuth* and *Right Ascension and Declination* systems of co-ordinates briefly to familiarise you with the subject.

### THE ALTITUDE-AZIMUTH SYSTEM

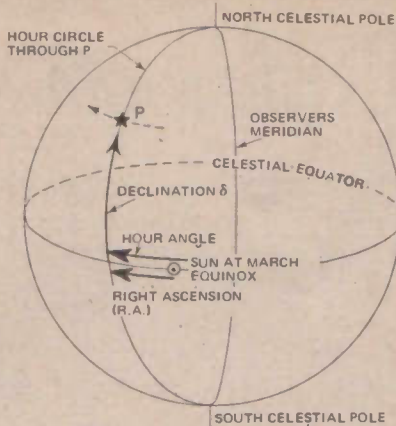
A diagram illustrating this system is shown in Fig. 9.

The term **AZIMUTH** is the angular distance, in degrees, measured around a horizontal circle which coincides with the visible horizon. By convention it is measured geographical North, clockwise, through East, South West, back to North. Thus, East is at  $90^\circ$  South at  $180^\circ$  and West at  $270^\circ$ . North is either  $0^\circ$  or  $360^\circ$ . In the figure shown, for example, the azimuth might be read as "Azimuth  $110^\circ$ ".

The term **ALTITUDE** is the angular distance from the horizon up to the position of the object observed and is usually specified in degrees. The plane defined by the zenith, the observer and the object, will intersect the plane of the horizon circle at an angle, with respect to the North reference of the horizon circle, which defines the azimuth.

The Alt-Azimuth system is sometimes called the horizon system of co-ordinates.

Antenna systems are often constructed to be steerable in these co-ordinates (in engineering terms also referred to elevation-azimuth). It is a simple system, as only two axes are involved. The object of interest also has to be specified at a particular time for the alt-azimuth co-ordinates given. The time specified is either given in *Greenwich Mean Time* (GMT) with corrections, or in *Sidereal Time*. I will explain Sidereal Time shortly.



**Fig. 10.** Equatorial co-ordinates of a point *P* in the sky. The essential concepts include declination, hour angle, and right ascension. The first angle is usually specified in degrees, etc., and the latter two in units of sidereal time. The reference system undergoes slow changes of the order of a degree per century, owing to precession.

### THE EQUATORIAL CO-ORDINATE SYSTEM

The concepts of right ascension and declination are illustrated in Fig. 10.

The 'hour circle' corresponds to a geographic meridian, the plane of which passes through *P*. The "hour angle" is the angle between the observer's meridian plane and the plane of the hour circle passing through *P*. The "Right ascension" (often designated R.A. or a Greek Letter 'alpha') corresponds to the geographic longitude. Note that the celestial "Greenwich Meridian" or zero longitude, passes through the sun at the March Equinox at a right angle. "Declination" corresponds to geographic latitude and is often designated by the Greek letter 'delta'. Declination is specified in angular measure whereas hour angle and right

ascension are expressed in units of sidereal time.

### SIDEREAL TIME

Sidereal Time differs from ordinary astronomical time by an acceleration of 10 seconds each hour or about four minutes per day. Time in these units is reckoned from tables in a nautical almanac; being taken from the entry of the first point of ARIES which occurs between 21st and 23rd March each year. Zero hour right ascension is thus defined. This is the autumnal equinox in the southern hemisphere and the vernal equinox in the northern hemisphere.

Table 1 summarises sidereal time for noon G.M.T. for each day of the year. It is only approximate but errors are not significant within the limits of the systems described. Any source will be within the beam of the antenna if the values given are used.

To obtain local sidereal time, simply add the appropriate number of hours for your meridian; i.e. Sydney is very close to  $150^\circ$  East longitude which is 10 hours advanced on G.M.T. Thus for local noon sidereal time, simply add 10 hours to the values given. For other times of day, add or subtract, the appropriate number of hours (depending on whether the local time is before or after noon) to the local sidereal noon time.

### MAKING OBSERVATIONS

It is essential to keep a log of operations. Preferably, two logs should be kept — one detailing modifications, faults etc. — and the other giving relevant details of the observations being performed. e.g. date/time, calibration levels and results, weather conditions, control settings, antenna position, source being observed, type of observation (i.e. polarisation, interferometer) etc.

*(Continued on page 94)*

**TABLE I**

Day	Jan	Feb	Mar	Apr	May	Jun	Jul	Aug	Sep	Oct	Nov	Dec
1	1840	2043	2237	0039	0237	0440	0638	0840	1042	1241	1443	1641
2	1844	2046	2241	0043	0241	0443	0642	0844	1046	1244	1447	1645
3	1848	2050	2245	0047	0245	0447	0646	0848	1050	1248	1451	1649
4	1852	2054	2249	0051	0249	0451	0650	0852	1054	1252	1455	1653
5	1856	2058	2253	0055	0253	0455	0654	0856	1058	1256	1459	1657
6	1900	2102	2257	0059	0257	0459	0658	0900	1102	1300	1502	1701
7	1904	2106	2300	0103	0301	0503	0701	0904	1106	1304	1506	1705
8	1908	2110	2304	0107	0305	0507	0705	0907	1110	1308	1509	1709
9	1912	2114	2308	0111	0309	0511	0709	0912	1114	1312	1514	1713
10	1916	2118	2312	0115	0313	0515	0713	0916	1118	1326	1518	1717
11	1920	2122	2316	0119	0317	0519	0717	0919	1122	1320	1522	1720
12	1924	2126	2320	0122	0321	0523	0723	0923	1126	1324	1526	1724
13	1928	2130	2324	0126	0325	0527	0725	0927	1130	1328	1530	1728
14	1932	2134	2328	0130	0329	0531	0729	0931	1134	1332	1534	1732
15	1935	2138	2332	0134	0333	0535	0733	0935	1137	1336	1538	1736
16	1939	2142	2336	0138	0336	0539	0737	0939	1141	1340	1542	1740
17	1943	2146	2340	0142	0340	0543	0741	0943	1145	1344	1546	1744
18	1947	2150	2344	0146	0344	0547	0745	0947	1149	1348	1550	1748
19	1951	2153	2348	0150	0348	0551	0749	0951	1143	1352	1554	1752
20	1955	2157	2352	0154	0352	0554	0753	0955	1157	1355	1558	1756
21	1959	2201	2356	0158	0356	0558	0757	0959	1201	1359	1602	1800
22	2003	2205	2400	0202	0400	0602	0801	1003	1205	1403	1606	1804
23	2007	2209	0004	0206	0404	0606	0805	1007	1209	1407	1610	1808
24	2011	2213	0008	0210	0408	0610	0809	1011	1213	1411	1613	1812
25	2015	2217	0011	0214	0412	0614	0812	1015	1217	1415	1617	1816
26	2019	2221	0015	0217	0416	0618	0816	1019	1221	1419	1621	1820
27	2023	2225	0019	0222	0420	0622	0820	1023	1225	1423	1625	1824
28	2027	2229	0023	0226	0424	0626	0824	1027	1229	1427	1629	1828
29	2031	2233	0027	0229	0428	0630	0828	1030	1233	1431	1633	1831
30	2035		0031	0233	0432	0634	0832	1034	1237	1435	1637	1835
31	2039		0035	0436		0836		1038		1439		1839


**TABLE II**

Name or Designation	Right Ascension		Declination		Remarks
	hours	minutes	degrees	minutes	
Andromeda	00	40	40 <sup>o</sup>	50'	
Bootes	14	10	51 <sup>o</sup>	30'	
Cassiopea	00	22	64 <sup>o</sup>	15'	
Cassiopea	23	21	58 <sup>o</sup>	35'	Supernova
					Galactic Nebulosity
Cygnus	19	58	40 <sup>o</sup>	35'	Colliding Galaxies
Cygnus	20	22	40 <sup>o</sup>		Extended Source
Centaurus	12	22	42 <sup>o</sup>	37'	
Crater	11	38	15 <sup>o</sup>	02'	
Gemini	06	13	22 <sup>o</sup>	38'	
Crab Nebula	05	30	22 <sup>o</sup>		
Hydra	09	16	12 <sup>o</sup>		
Puppis	08	20	42 <sup>o</sup>	30'	Galactic Nebulosity
Taurus	05	35	22 <sup>o</sup>	04'	Crab Nebula
Ursa Major	09	51	69 <sup>o</sup>		
Vela	10	10	42 <sup>o</sup>	30'	
Virgo	12	28	12 <sup>o</sup>	41'	

Approximate sidereal time for noon GMT for each day of the year. To obtain local sidereal time, add the appropriate number of hours for your meridian — i.e. for Sydney (close to  $150^\circ$  East) add 10 hours to value given.

This is a short list of radio-active sources.

# LUX AMPLIFIERS



700X    505X  
708X    507X  
503X    202X

25 WATTS TO 80 WATTS RMS

# MICRO BELT DRIVE TURNTABLE

MICRO 111  
MICRO 311  
MICRO 611 Professional 8 Pole  
MICRO 300 Turntable Only  
MICRO 600    "    "  
MICRO 800    "    "




# CONNOISSEUR BELT DRIVE TURNTABLE



KITS —  
or TURNTABLE  
or COMPLETE

# ROTEL AMPLIFIERS



210 — 16 watts R.M.S.  
310 — 34 watts R.M.S.  
610 — 64 watts R.M.S.

# REPAIRS— WARRANTY

AS AGENTS ON

LUX  
ROTEL  
CONNOISSEUR  
MICRO  
CELESTION AND SEAS SPEAKERS  
MICRO-GRACE STYLUS-CARTRIDGES

# LUSTRE ST 510D ARMS MICRO CARTRIDGES

54-1464

# SALES—SERVICE

54-1464

# M & G HOSKINS PTY. LTD.

37 CASTLE STREET, BLAKEHURST 2221

## TRACKING THE SOURCE

There are two ways of mounting and rotating an antenna if it is desired to observe a single object, for the example the sun.

The first is to use an azimuth-altitude mount for the antenna. This method has the drawback that, to enable such a system to keep the antenna pointed at a fixed source, while the earth rotates, both axis need to be driven. For short term observations, this can be done manually, using a table of azimuth and altitude of the object being observed, for the time of the observations. For observations lasting more than one or two hours, correcting the azimuth and elevation angles at short intervals becomes tedious.

A better system is the "polar" or "equatorial" mount. In this system only one axis has to be moved, or rotated, to account for the rotation of the earth. Optical telescopes employ this mounting method.

A diagram is shown in Fig. 11. The main axis is parallel to the earth's axis of rotation. The angle this axis makes with the horizontal is equal to the latitude of the observer's station. Thus, for a station located at 32° south latitude, this angle (angle A in Fig. 11) will be 32°. The angle that the axis of the main antenna lobe makes with the equatorial axis can be varied such that the antenna can be aimed at a particular declination. This system is particularly useful with the astronomical co-ordinates of right ascension and declination. To compensate for the earth's rotation, the equatorial axis is driven in the direction OPPOSITE to the rotation of the earth at an angular rate equal to the earth's rotation. This is derived from sidereal time and is a little more than 15°/ordinary hour.

In the southern hemisphere, the altitude of the equatorial axis is reckoned NORTHWARDS. The opposite applies to the northern hemisphere.

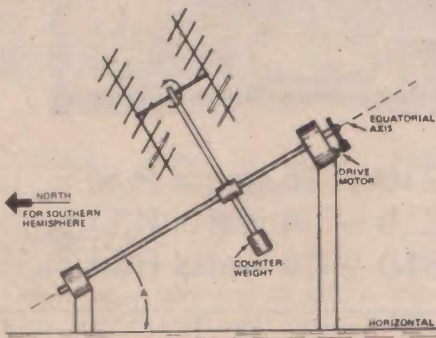


Fig. 11. Polar or equatorial mount.

Make a number of trial observations with each new technique to familiarize yourself with the equipment, the methods involved and the expected results.

A list of strong sources is given in Table 2.

It is useful and extremely instructive to make a radio map of the sky. The method employed involves two things:

- (a) A suitable scanning program
- (b) Appropriate changes in altitude or declination

The altitude or declination settings will depend on the vertical beam width of the antenna used.

A number of scans will be necessary. In the case of a drift radiometer or interferometer, this involves leaving the antenna altitude set at the same position for several days. This allows for effects of the ionosphere to be taken into account. Usually, a scan of four to six days at each altitude setting is sufficient. The procedure is thus outlined:—

- (a) Set the altitude to the appropriate angle, depending on vertical beamwidth.
- (b) Record the runs each day.
- (c) Carefully log appropriate details.
- (d) Do calibrations AT LEAST every eight to twelve hours.
- (e) Compare records, side by side, or by overlaying them with a strong light underneath.

Make careful notes of any unusual features. It should be possible to sort out interference from cosmic sources.

A month or six weeks of such observations should yield a reasonable set of data from which a map can be compiled. Make appropriate corrections, according to the calibration data, where necessary.

Maps are usually drawn using the co-ordinates of galactic latitude and longitude. Converting right ascension and declination, or equatorial co-ordinates, to galactic co-ordinates is best done using tables. Modern tables can be found in many texts on astronomy.

This, the last article in this series, concludes this feature on Radio Astronomy. I trust that you obtain as much enjoyment from your pursuits as I have — who knows — perhaps you may be able to make some contribution towards this fascinating "new" science.

Roger Harrison  
VK2ZTB

Watch out for another fascinating new series — written specifically for the radio amateur/experimentor by Roger Harrison — starting in Electronics Today International very soon.

## CLEARANCE SALE

### ELECTRONIC EQUIPMENT AND COMPONENTS

Receivers, transceivers ex-Army & Citizens Band, transmitters, test equipment, oscilloscopes, sig. generators, multimeters, chassis racks, panels, computer parts & boards, power transformers up to 6.6KV, valves, transistors, potentiometers, etc., speakers, amplifiers, cables — hook/up & coaxial 50 & 70 ohm, multicore up to 50 core. Panel meters, AVO meters, valve testers and all types of electronic components.

7,000 sq. ft. of electronic gear, plenty of parking come and inspect. Open 10-5 p.m. weekdays, 9.30-12 Saturday. Wanted to buy receivers, transceivers, electronic equipment & components. Top prices paid.

#### SPECIAL THIS MONTH

No. 62 transceivers Army type 1.6 to 10M/C 12 Volt operation price \$39.50.  
50 ohm coaxial cable 1/2" diam. new price 45c yd.

### HAM RADIO (DISPOSAL BRANCH)

104 Highbett Street, Richmond, Vic.  
3121. PHONE: 42-8136.

## INTRUDER


ALARM SYSTEMS  
SALES SERVICE INSTALLATION

Alarm Modules, Electronic Eyes, Photo Sensitive Cells, Radar, Gas/Heat/Smoke Sensors, Sirens, Bells, Pressure Mats, Door Monitors, Car/Caravan/Home/Office Hold-Up Factory Alarms, Key Switches, Reed Switches, Relays, Shock Recorders, Aluminium Tape. You Name It, We Have It.  
Send 21c In Stamps For Catalogue

### SHOWROOMS

Shop 9 Chard Rd Brookvale  
10 Crinan St. Hurlstone Park  
Phones 93 7292 or 55 7151

ADDRESS ALL MAIL TO  
R C PROTECTOR ALARMS SYSTEMS  
119 Pittwater Road  
Manly NSW  
Phone 977 67 33



Mini-Sonalert

# INTRODUCING MINI-SONALERT

Mini-Sonalert is the latest addition to the Mallory range of electronic audible signalling devices.

It is compact, lightweight and highly versatile, consumes less current than a normal indicator light and can be used to complement visual signals. The Mini-Sonalert employs the same solid state circuitry as the larger SC628 and SC628P models, also illustrated, to ensure maximum efficiency, lowest current requirements and highest reliability.

Instant, positive and penetrating audible warnings are

emitted, making this miniature device ideally suited for use in fault alarms for computers, fire signals, instruments, medical electronics, appliances, communications, telephone signals and protection equipment.

Five Mini-Sonalert models are available in operating voltages ranging from 1 to 30 VDC whilst corresponding current requirements range from 4 to 16 mA.

Sound output is from 60 to 70 db @ 25°C at a frequency of 3,500 Hz  $\pm$  500 Hz (depending on model and applied voltage).

All models are available ex stock.

Literature is available on request to the Professional Components Division.

**PLESSEY  
Ducon**



**Plessey Ducon Pty. Limited**  
Box 2, P.O., Villawood, N.S.W. 2163  
Telephone 72 0133. Telex 20384  
Melb.: Zephyr Products Pty. Ltd. 56 7231  
Adel.: General Equipments Pty. Ltd. 63 4844  
Bris.: Douglas Electronics Pty. Ltd. 97 8222  
Perth: H. J. McQuillan Pty. Ltd. 21 4821  
Everett Agency Pty. Ltd. 8 4137  
Henderson (N.Z.): 64 189

AD57

# AMATEUR RADIO

Roger Harrison VK2ZTB



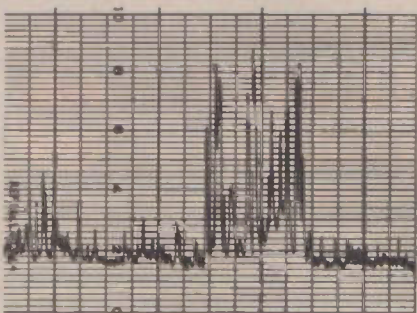
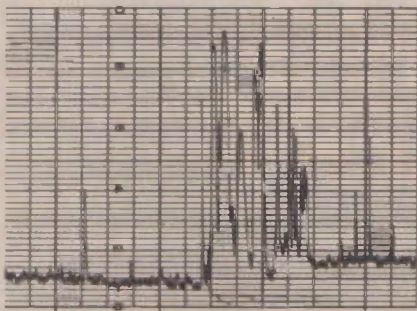
# THE STATE OF THE ART

THE variety of interests that absorb amateurs is extraordinary. The amateur licence permits an enormous amount of latitude in this respect. Some highly successful research programmes by individual amateurs and small groups have made real contributions to the advancement of the state of the art of communications.

Back in the 1920's and 1930's it was Ross Hull, an Australian amateur — living in America — who researched tropospheric VHF propagation and was the first to explain the theory of air mass boundary bending of VHF radio waves. Propagation tests in the HF spectrum during the same era, involving large groups of amateurs in many countries, helped map out the vagaries of the ionosphere.

Research work is still carried out by amateurs throughout the world. In Great Britain R. A. Ham FRAS, a member of the British Astronomical

*Recordings made by Mr. R. A. Ham*



*Typical individual solar burst — recorded at two frequencies, TOP: 95 MHz, LOWER: 136 MHz duration — two minutes.*

Association and the Radio Society of Great Britain has constructed his own observatory for studying the relation between various natural phenomena and propagation on both VHF and HF. Ham's private observatory has facilities for monitoring a variety of VHF beacons for auroral, meteor scatter, tropospheric scatter and ducting, and sporadic E propagation. He has two radio telescopes, one on 95MHz and one on 136MHz, making daily observations of solar noise. Various propagation events are preceded by solar noise bursts from flares and sunspots which eject complex particles that take up to 40 hours to reach the earth.

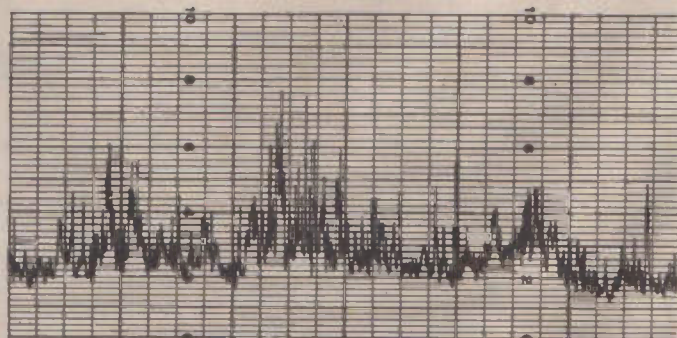
In the field of research into the aurora, northern hemisphere amateurs are well situated. VHF radio waves can be reflected from an auroral "curtain" and thus can be used to provide data on the event. In March 1970 a very active aurora occurred in the northern hemisphere. Many amateurs were able to communicate on VHF by reflecting their signals off the curtain. The beam headings and reports from many amateurs and observations from R. A. Ham provided valuable data for specialist scientific papers written about this event.

In America a very active small group is the Crawford Hill VHF club who have been making investigations into the communications aspects and problems of moonbounce, or EME communications. They have published

an excellent series of reports — the only thing of its kind — not only applicable to EME work but to low noise weak signal UHF communications in general. The reports contain a wealth of practical information on what really are state of the art techniques. Some reports were reprinted in "The Victorian VHFer" last year. Copies should be available from M. Goode, VK3BDL, 92 Mont Albert Road, Canterbury, 3126 Vic.

State of the art techniques are becoming more commonly used by home constructors, particularly at UHF. Designs and articles on up to date techniques appear quite regularly in the "underground" amateur literature. It is becoming increasingly easier to build equipment capable of a high standard of performance — many avenues of choice are open.

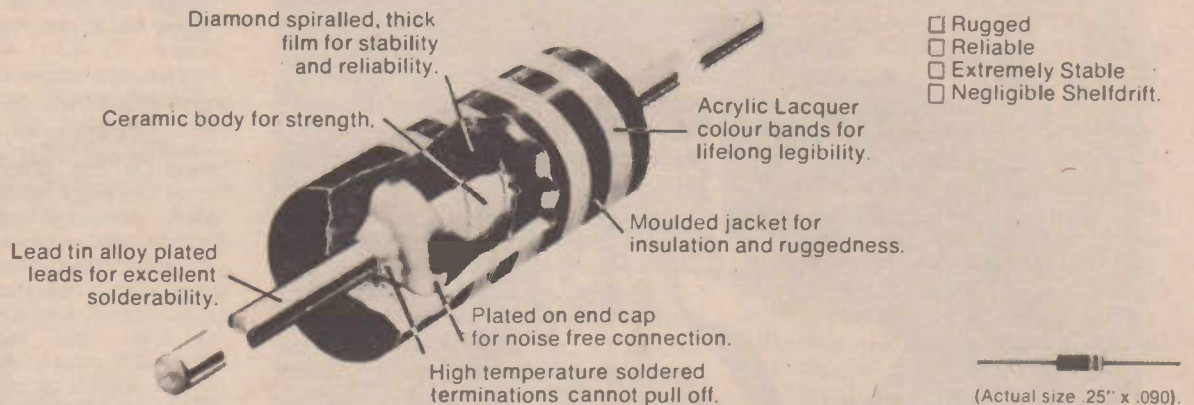
To close off I would like to mention an historic event in Australian amateur history. In the second last week of February, Ron Wilkinson, VK3AKC worked W2NFA, the Crawford Hill VHF Club on 1296MHz moonbounce. Ron gave a report of 559 and received 539. The transmission mode was CW. Ron is located in Geelong in Victoria and the Crawford Hill VHF Club is located in New Jersey, USA. This is the first time that 1296MHz moonbounce has been achieved by an Australian amateur. Ron has spent some two years working towards this singularly fine achievement. Congratulations Ron. ●



*A 12 minute recording showing a typical solar noise storm. Frequency of recording was 136 MHz.*



# The very best of all...



## metal glaze resistors

AVAILABLE IN 3 MODELS RN $\frac{1}{4}$  RG $\frac{1}{4}$  AND GL $\frac{1}{2}$  WITH TEMPERATURE COEFFICIENTS 100; 150; 200 AND 500 ppm/ $^{\circ}$ C AND TOLERANCES OF  $\pm 1$ ,  $\pm 2$ ,  $\pm 5\%$ .

priced  
from **1.5 cents each\***

\*Our selling price in 1000 lots  
5% tolerance.



**TYPE GL $\frac{1}{2}$   $\frac{1}{2}$  WATT  $\pm 5\%$  TOL.**

FOR THE FIRST TIME IN THE INDUSTRY... AUSTRALIAN MADE  
METAL GLAZE RESISTORS, AT CARBON COMPOSITION PRICES.

### IRH Components Pty. Limited

Wholly Australian owned and the largest manufacturer of resistive components in the Southern Hemisphere.

THE CRESCENT, KINGSGROVE, N.S.W. 2208. PHONE: 50-0111 74 RAGLAN ST., PRESTON, VIC. 3072. PHONE: 44-5021

INTERSTATE DISTRIBUTORS

S.A. Collet & Cant Pty.Ltd.  
Telephone 23-1971.

W.A. Simon Holman & Co.Pty.Ltd.  
Telephone 8-2271.

Tas. W.P.Martin Pty.Ltd. (Launceston).  
Telephone 2-2844.

Q'land. K.H.Dore and Sons.  
Telephone 21-1933.

Tas. W.P.Martin Pty.Ltd. (Hobart).  
Telephone 34-2811.

**IRH** THE COMPONENT DIVISION  
OF IRH INDUSTRIES LIMITED

82249

## LOGIC TEST UNIT



The Log 36 unit, developed by Siemens, is used for testing the logic functions of printed-circuit boards and integrated circuits. The unit is said to make it easier and simpler to trace faults at the commissioning stage or when carrying out repairs on equipment or plant. The predetermined function of a logic circuit between its input and output signals can be quickly and reliably checked. Dynamic measurements are also possible on externally connected peripheral recorders.

The input bit patterns are programmed via bounce-free signal switches and the logic states of the outputs are displayed on a panel by glow lamps. The input signals are connected to the input pins of the test specimen and the output signals to the lamp panel by means of jumpers. 31 and 54-pin printed-circuit boards and integrated circuits can be plugged directly into the socket receptacles of the test unit, but adapters are

required for non-standard printed-circuit boards.

The supply voltage for the test specimen is obtained from a stabilised and short-circuit-proof power supply unit having a fixed output voltage of 5 V or a variable output voltage of 4.5 to 5.5 V. Other operating voltages can be supplied from an external source.

Whereas printed-circuit boards can only be tested functionally with the Log 36 unit, it is possible to locate the source of fault, e.g. a defective IC package within a printed-circuit board, by using a TTL test probe (internal resistance approx. 40k $\Omega$ ) to trace a faulty signal path within the circuit. The signal state is displayed by three coloured rings which light up in the head of the test probe.

Further details from Siemens Aktiengesellschaft, Presseabteilung, D-8520 Erlangen 2, Postfach 325, Federal Republic of Germany.

## SELECTIVE LEVEL AND VOLTAGE METER

As a rule, the lowest magnitude of oscillation which has to be dealt with in electrical instrumentation engineering is 16 2/3Hz, the frequency of the fundamental wave of a traction current. Despite this, the measuring range of the selective level and voltage meter developed by Siemens, which goes up to 60kHz, starts at 10Hz. With the new analyzer D 2040 it is therefore possible to investigate acoustic and mechanical oscillations below the threshold of audibility. The analyzer D 2040 is said to be tunable from 10Hz through 60kHz without

band switching, and all the functions of the instrument can be remote controlled.

The analyzer D 2040 operates as a superheterodyne receiver, the frequency resolution claimed throughout the entire measuring range of 10Hz to 60kHz is 1Hz. The frequency is set with this resolution and accuracy by a built-in, digitally operating frequency meter. The attenuation of signals which lie only 25Hz above or below the centre frequency of the filter is 60dB, so that for example a 15.05kHz signal can be distinguished from a 15kHz signal. The

high selectivity of this narrow-band filter permits the analyzer D 2040 to be used for Fourier analysis as well as for level and voltage measurement. The bandwidth of the receiver can then be switched from 8 to 80Hz, which also applies to the analyzer when used as an active, continuously-tunable filter.


This new measuring device is also designed for determining the spectral density of frequency mixtures and for measuring distortion and mixture products. If the input frequency has to be measured with greater accuracy than the filter width permits, the analyzer can be switched to automatic phase control (APC). When this is done, an oscillator is automatically synchronized. All the switch functions, such as level, input impedance and filter bandwidth, can be remote controlled, and it is also possible to externally influence the frequency setting.

The range of application of the analyzer can be extended even further by using a vibration pickup, which converts mechanical vibrations into electrical values, or a standard microphone, for space and sound analysis. The measuring range extending down to 10Hz permits an investigation of physical vibrations in connection with stability tests and the like with a wide range of possibilities. Acoustic analysis is possible even in the case of frequencies below the threshold of audibility.

Further details from nearest Siemens Office or Siemens Aktiengesellschaft, Presseabteilung, D-8520 Erlangen 2, Postfach 325, Federal Republic of Germany.



## HIGH-SPEED OEM X-Y RECORDER



High performance characteristics, notably very fast pen acceleration, are available in a new 11-inch by 17-inch OEM x-y recorder from Hewlett-Packard.

An acceleration of  $3000 \text{ in/sec}^2$  on the Y axis and  $2000 \text{ in/sec}^2$  on the X axis, coupled with comparable deceleration, results in low overshoot, even though the slewing speed is a relatively fast  $30 \text{ in/sec}$ . This is an increase in acceleration over the recently introduced Model 7040A of four times on the X axis and three times on the Y axis, and the slewing speed has been increased 50 per cent.

Among the standard options available with the Model 7041A are: basic front-panel controls, English or metric scaling, a virtually limitless choice of calibrated X and Y ranges, a wide range of sweep rates, TTL logic controls, rear connectors, and retransmitting potentiometers.

Standard features include: Autogrip, an electrostatic paper holddown system with no moving parts; long-life, coated slide wires; positive feedback at the pen tip and a recording mechanism that can be driven off scale without noise or damage.

Further details from: Hewlett-Packard Australia Pty Ltd, 22-26 Weir Street, Glen Iris, Vic 3146.

## HOW TO MAKE ACCURATE LOW-RESISTANCE MEASUREMENTS

A new single-page applications bulletin from Hewlett-Packard describes methods for making rapid measurements of resistance in the range from 0.001 to 1 ohm with accuracies of 0.6% or better. Both direct ratio and comparative ratio measurement methods are described. Measurements made using the four-terminal ratio capability of the Hewlett-Packard Model 3450A/B Digital Voltmeter are claimed to be faster than those made with hand operated resistance bridges generally found in standards laboratories. Thus, the use of the automatic

DVM provides a means of rapid production testing and calibration, as well as providing the laboratory technician a fast means of comparing working standards with primary resistance standards.

Bulletin L-2 "Accurate Low Resistance Measurements" is available free of charge. Write for your copy to Hewlett-Packard Australia Pty Ltd, 22-26 Weir Street, Glen Iris, Vic 3146.

## PRECISION POWER SUPPLIES



Four new high-accuracy dc power supplies introduced by Hewlett-Packard are designed for use as low-cost calibrators, working voltage standards, systems reference supplies or general use laboratory supplies.

Two of the supplies, Models 6114A and 6115A, use four-digit pushbutton switches for rapid and accurate voltage setting. Output voltage accuracy is  $0.025\% + 1$  millivolt; resolution is 200 microvolts. The other two supplies, Models 6104A and 6105A, are designed for uses where the primary application involves remote control. Operating characteristics of all four of these supplies are claimed to be one to two orders of magnitude better than typical laboratory supplies in the same price range.

Models 6104A and 6114A cover the voltage range 0 to 20V, up to 2A and 20 to 40V up to 1A without manual switching. Models 6105A and 6115A cover the voltage range 0 to 50V up to 0.8A and 50 to 100V up to 0.4A. A front-panel current control sets current to any desired value from zero to the maximum current rating. Thus the power supply can be operated as a constant current source with a claimed 0.01% current



# The Pro

Quote from Electronics Today International, 3rd February 1973.

"... the Pioneer CT4141 is one of the best Dolbyized cassette recorders we have seen to date. At a recommended selling price of \$320 it is competitively priced and offers a number of worthwhile features not currently seen on other cassette recorders in the same price range."

Ask for more details at your Pioneer dealer. You won't do better than the CT-4141. It's the pro.

Frequency response: 30 - 13000 Hz (regular tape)

30 - 16000 Hz (chromium dioxide tape)

Signal/Noise ratio: 48dB (regular tape)

58dB (with Dolby)


Recording bias: 85kHz AC

Wow and flutter: 0.13% (WRMS)

 **PIONEER**

High fidelity stereo.  
That's how perfection sounds.

# ILLUMINATED FIBRE PRODUCTS



The amazingly sensational FIBRE OPTICAL LIGHTS that are sweeping the world with its beautiful soft lighting effects from hundreds of illuminated fibres, is now manufactured by ILLUMINATED FIBRE PRODUCTS a division of KIMBERLEY PLASTICS PTY. LTD. MELBOURNE.

Used as a table centre or T.V. lamp, you will be the envy of all your friends, as they gaze in amazement as you explain the Space Age Discovery of transmitting light by fibre optics.

The colour of illumination of your OPTICAL FIBRE LAMP may be changed in SECONDS to suit the mood of your room decor, simply by

placing a small piece of coloured transparent wrapping plastic film over the fibre socket.

MODEL K. I. F. P. SERIES has been approved by the Electrical Approvals Board.

\$27.95 Suggested Retail Price includes Sales Tax and freight within Australia.

S.E.C. Approval No: V/C5JK1FP/1

*Available at all major retail stores,  
Electrical and Gift Shops*

*Interstate Trade Enquiries Invited*

## KIMBERLEY SALES PTY LTD

58 ALEX AVENUE, MOORABBIN VICTORIA 3189  
PHONE 95-6733  
CABLES: KIMPLAS-MELB.

regulation. A front-panel LED indicator lights when the present output current or the maximum rated output current for the supply is reached.

Overvoltage protection (a crowbar) is standard on all four models and is adjustable down to 0.5V. The crowbar can be remotely triggered or can itself trigger other crowbars. Crowbar operation is indicated by a front-panel light.

Warmup from a cold start to the output voltage accuracy specification is stated to require less than five minutes. Because of this fast warmup time, these supplies are well suited for use as portable standards or calibrators.


Both voltage and current are remotely programmable. These supplies respond very quickly to new output voltage settings — typical full load programming speed is claimed to be 30 milliseconds over the full output range (a 1.3V per millisecond slew rate).

Voltage and current are monitored on front-panel meters. The Models 6114A and 6115A have a single meter, switchable to voltage or current. Models 6104A and 6105A have two meters.

Auto-tracking, auto-parallel and auto-series operation is possible, as well as remote sensing. Modular construction makes the supplies easy to service.

Further details from: Hewlett-Packard Pty Ltd, 22-26 Weir Street, Glen Iris, Vic 3146.

### BWD 539 OSCILLOSCOPE



The following refinements have now been incorporated in the Model 539A BWD Oscilloscope (reviewed in Electronics Today International — November 1972):

Typical bandwidth is now dc to 12MHz-3dB, and rise time is now 30µ sec for both channels, over the sensitivity range 10mV to 50V/cm.

The amplifier response is now flat within 5% over the entire colour video bandwidth. The active sync. separation together with precision triggering enables every waveform applicable to colour T.V. signals to be displayed with complete stability.

Further details from: BWD Electronics Pty Ltd, 331-333 Burke Rd, Gardiner, Vic 3146.

### CASSETTE POOLER

Digital Cassette recording is now used by many industries in a wide variety of system applications. The data recorded on the cassette in the majority of these cases

needs to be converted to a medium suitable for entry into a large computer system.

Racal-Thermionic now offer a solution to this problem by the introduction of a cassette pooler which reads the data from the cassette and re-formats it to computer compatible magnetic tape.

Based upon the T7000 computer compatible tape transport, data formatter and buffer store, the pooler system will, accept industrial compatible tape and pool cassettes at the rate of approximately one complete cassette every seventy seconds. Data may be recorded back to the cassette for the use in applications where two-way data transfer is required.

Further details from Tape Recorders Pty Ltd., 47 Talavera Road, North Ryde, 2113.

### CROUZET MICROMOTORS AND GEAR BOXES

Relays Pty Ltd, are now handling a large range of Crouzet synchronous micrometers and gearboxes. These motors are available for 240V and 115V 50 Hz and 60 Hz supplies.

The gear boxes 30 cmN (3 cm Kgm) are strong and reliable and are easily mounted and are available without output speeds ranging between 60 rpm and one revolution in 24 hours.

Crouzet Micromotors and Gear Boxes catalogue reference type 82.334 and 82.344 are suitable for timers and industrial or domestic equipment. The dimensional limits for motor and gear box complete are 38.3 mm (1.55") thick and 47 mm (1.85") wide x 65.5 mm (2.6") high.

Further details form: Relays Pty Ltd, Valetta Bldg, Campbell St, Artarmon NSW.

### PROGRAMMED CONTROL UNITS FOR INDUSTRIAL PROCESSES

A range of programmed control equipment has been developed by Lee-Dickens Ltd - a UK company - to fill the gap between complex computer-based installations and simple, fixed programming devices. It is particularly suitable for processes involving rapid changes of program - for example, automobile engineering, testing and research of lubricating oils and fuels, and exhaust pollution studies.

Control data are presented on eight-hole punched tape that can be prepared on standard teletypesetting machines. Operators need have no previous programming experience, so that data can be prepared and verified by existing staff.

The equipment is designed on the 'building block' principle enabling large or small systems to be assembled easily. Main part of each system is its tape reader unit, which includes the control logic and power supplies. A typical system would consist of this unit and up to 26 output devices or controllers.

A comprehensive range of peripheral equipment is available, suitable for use in food processing, engine testing, metal finishing, chemical plant and other applications. All are housed in standard DIN-sized instrument cases for panel mounting and unplug from the front for easy servicing.

High-immunity logic is utilised and unplug from the front for easy servicing.

SUPERSEDED

## Dual MODEL 1215 TURNTABLE

FOR THE FINEST IN SOUND

### ARROW ELECTRONICS

have managed to purchase the last of these fine turntables and offer it to you at a price you can afford.

WE OFFER

THE MODEL 1215 TURNTABLE COMPLETE WITH SHURE M75-6S MAGNETIC CARTRIDGE AND BASE WITH PERSPEX COVER FOR THE LOW - LOW - PRICE OF ONLY \$105.00

ALSO AVAILABLE WITHOUT CARTRIDGE, BASE or COVER.

The 1215 gives you the choice of operating modes i.e. MANUAL PLAYER, AUTO PLAYER, or AUTO CHANGER.

*\*Superseded - Yes, but still one of the finest turntables available.*

## WE ARE PLEASED TO ANNOUNCE

THAT WE ARE NOW STOCKED FOR THE FAMOUS

## MARANTZ

BRAND AUDIO EQUIPMENT

WE ALSO STOCK

## LUX AND ROTEL AMPLIFIERS

AND MANY OTHER FAMOUS BRANDS

## ARROW ELECTRONICS

342 Kent Street, Sydney  
Between King and Market Streets  
Telephone: 29-6731

## UNITED TRADE SALES P/L

280 LONSDALE STREET,  
MELBOURNE, 3000  
PHONE 663-3815 (Opposite Myers)

CRYSTAL FILTERS. 10.7Mcs. 10 Kc. \$5.00 ea. P/P. 30 cents.  
ROLA and M.S.P. SPEAKERS. 9" x 6" and 8" x 4" 15 ohms V.C. \$5.00 ea. P/P. 60 cents.  
ROLA SPEAKERS. 5". 15 ohms V.C. \$4.50 ea. P/P. 50 cents.  
ELECTROLYTICS. 40,000 uf. 10v. 12 vp. \$3.50 ea. P/P. 40 cents.  
COMPUTER BOARDS. Min. 10 Transistors plus 30 diodes, resistors and capacitors, all have long leads. \$1.75 ea. P/P. 40 cents.  
SILICON DIODES. 100 P.I.V. 145 amp. \$4.50 ea. P/P. 40 cents.  
COMPUTER FANS. 7" Diam. 120 V AC. Use two to run on 230 V. \$6.50 ea. P/P. \$1.00.  
RCA. 8 TRACK 1/2" TAPE TRANSPORTS, complete with three 115V Motors \$125.00 ea. Freight forward.  
DIGITAL VOLTMETER - Valve type. 5 Digits. \$85.00 ea. Freight Forward. One only.  
REXAIR VHF TRANSCEIVER. Type VBS1. 240 V AC. Ground to AIRCRAFT Base Unit. \$120.00 ea. Freight Forward. One only.  
CANNON 15 PIN Chassis Mount Socket and Lock on Plug. \$3.00 pr. 30 cents P/P.  
RESISTORS. Carbon. 1/2 watt and 1 watt. Polypack of 100 mixed values. \$2.50 per pack. P/P. 30 cents.  
CAPACITORS. 100 mixed values \$2.50 per pack. P/P. 30 cents.

LARGE STOCKS OF SURPLUS HAM RADIO PARTS AVAILABLE.

Wanted to buy - Test Equipment Transmitters • Receivers

## LAFAYETTE OF U.S.A. 1973 CATALOGUE 730



GUIDE TO EVERYTHING IN ELECTRONICS 468 pages

• 4-CHANNEL STEREO AMPLIFIERS, SPEAKERS, ETC. • AMATEUR RADIO • 27MHz 2-WAY RADIO • ANTENNAS • TEST EQUIPMENT • PUBLIC ADDRESS AMPLIFIERS • RADIO RECEIVERS

THOUSANDS OF INTERESTING ITEMS are detailed in the 1973 catalogue of Lafayette Radio Electronics Corporation of U.S.A. All are available, some from Australian stocks - list included - others for shipment from the U.S.A. Many exclusive LAFAYETTE lines are featured. Mail coupon below or write.

LAFAYETTE ELECTRONICS, div. of Electron Tube Distributors P/L., 94 HIGH ST., ST. KILDA, VIC., 3182.

Please send me Catalogue 730. I enclose Chq./P.O. for \$2.50 which is refundable with my first order for \$25.


NAME .....  
ADDRESS .....  
Postcode.....

# A 'sound' position for the right man...

LEROYA INDUSTRIES PTY. LTD.

## Sales Manager (N.S.W.)

Do you see yourself in this picture?  
Are you well known and respected  
in the Audio Industry?  
Can you converse intelligently on  
professional and domestic audio  
products?  
Are you capable of organizing  
yourself?  
Can you work without supervision?  
Do you think more of quality than  
price?  
Can you build and justify a long  
term relationship of trust and  
respect with clients?  
Do you like helping people to  
solve problems?  
Do you value job satisfaction?  
Do you want an exciting future?



**Ferrograph, Memorex,  
Rectilinear, Stanton  
and Pentagon all have  
exciting new products  
for 1973.**

LEROYA INDUSTRIES PTY. LTD.,  
Australia's fastest growing audio  
wholesalers, are opening a Sydney  
sales office to service educational  
authorities, radio and T.V. stations,  
recording studios, government  
departments and audio retailers.  
This is a unique opportunity for an  
enthusiastic, competent, and  
trustworthy man to get in on the  
ground floor and sell some of the  
world's finest equipment in N.S.W.

If you think you meet our requirements write for an  
application form now, in strictest confidence, to the manager.

***Leroya Industries PTY. LTD.***

266 Hay St., Subiaco, W.A. 6008.

LER 034

environments. All logic connections are fed to the peripherals by multi-way plugs and sockets. A major feature of the design is the system's ability to interface easily with process control equipment.

Further details from: GEC-Elliott Automation, 373 Horsley Road, Milperra, N.S.W. 2214. Also branch in Vic.

## NEW RANGE OF ANALOG TAPE RECORDERS



Called SYSTEM 6300, a new range of analog instrumentation tape recorders has been released by Electrodata Associates Pty Ltd. for use in a wide variety of applications. All models in the range are built from common modules so that recording systems can be assembled to suit particular customer requirements. Alternatively, three standard models are available offering 4, 7 and 14 channel operation on 1/4, 1/2 and 1 inch tape.

The fully modular nature of System 6300 enables system costs to be kept to a minimum since no unwanted capability need be purchased. Systems can be updated by adding or changing modules after initial purchase to suit new projects. The servicing ease of fully modular systems is of course a further advantage of System 6300.


This new recording range offers a 64:1 speed range as standard, together with a choice of recording techniques including FM, DR, multiplex and digital to suit a wide variety of applications from long term medical monitoring to fast transient examination.

The problem of supplying after-sales technical support, so necessary with sophisticated tape systems is overcome since System 6300 recorders are designed and manufactured in Australia. In addition to support offices throughout Australia, the system designers are readily available to answer the most difficult application problems. Custom engineering is also possible to adapt systems to meet particular customer requirements.

In short System 6300 offers the purchaser a completely versatile, Australian made, modular recording system adaptable to suit his every need, both now and in the future.

Further details from: Electrodata Associates Pty Ltd, 18 Coward St, Mascot, NSW 2020.

## PLAYMASTER 136 STEREO AMP KIT



13W R.M.S. per channel. Frequency response 20 Hz — 120 kHz. 5 inputs including Magnetic.

See Dec EA for all details. Kit now available including all new and guaranteed parts.

**SPECIAL KIT PRICE \$55.00.** (Does not include Fairchild Transistor offer). Post \$2.00.

## PARTS SPECIAL

All parts new and guaranteed — genuine best quality available. Post 20c per 10 pack

BC107	.....	10 for \$3.30
BC108	.....	10 for \$3.30
BC109	.....	10 for \$2.20
EM401	.....	10 for \$2.00
EM404	.....	10 for \$2.20
2N3055	.....	2 for \$3.20

## Modular Storage Units

A popular item with enthusiasts. Ideal for storage of components, etc. Drawers may be divided into three sub-sections. Each unit supplied with drawer dividers and name tags and grey metal outer case. Units are modular and may be clipped to other units. Price: \$1.70 Pack/post 50c.

## 1 WATT MODULE

Complete kit including P. C. Board and all parts. Output Imp. 8 ohms. 9V operation. Inc. connection data and guarantee. \$5.30 (Post 35c)

## RECORDING TAPE

Top quality Tapes for sparkling sound by well-known brand names:

BASF		
5" x 1200'	.....	\$5.25
7" x 1200'	.....	\$5.25
7" x 1800'	.....	\$7.10
7" x 2400'	.....	\$8.80
GOLDRING		
7" x 1200'	.....	\$2.98
7" x 1800'	.....	\$3.98
7" x 2400'	.....	\$4.00
7" x 3600'	.....	\$5.80

## MAGNAVOX 8/30 SYST.

Featured in EA Jan '71 — Units available in oiled teak only.

1.6 cu ft system.	
Cabinet kit:	\$22.50*
Cabinet built:	\$32.50*

Complete system inc. all speakers and built cabinet: \$58.00\* As above with kit: \$45.00\*

\*Freight: All systems despatched by Rail or Road Transport, freight and Insurance collected your end. Sorry, no C.O.D. on this line.

## Transistor Testor

A very useful piece of equipment. Tests Transistors Diodes, Fets, etc. etc. Our kit complete including battery. \$14.50. Post 75c.

## SANSUI AU101

A good example of hi-fi value: the acclaimed SANSUI AU101 stereo amp. 30 watts RMS. See March 71 E.T. for review. Normally \$149.00 OUR PRICE \$129 Reg. Pack/Post \$2.00

## PLESSEY 3+3

STEREO AMP KIT — Beautifully presented, this simple "do-it-yourself" project for a 3 W. R.M.S. Stereo Amp. Module comes complete with all parts and instructions. As distributors for this line, we offer a special price. Price \$27.50 POST 75c.

## AUDIO SIGNAL GEN.



As described in June E.T. Ideal for the serviceman/hobbyist. Complete kit including case. \$27.95 — Post 50c.

## SOLDERING IRONS

ADCOLA — Direct 240v operation.  
M70: 19W, 1/8 dia. bit \$6.98 + 50c post;  
M64: 23W, 3/10 dia. bit \$7.19 + 50c post;  
M100: 30W, 1/4 dia. bit \$7.95 + 50c post.

MICO — Low voltage, light weight.  
10 watt \$4.90 post 50c; 20 watt \$5.25 post 50c.

SCOPE — Fast heat — consumes current only when in use.

Miniscope \$6.85 post 50c; Scope Delux \$6.95 post 50; Power source 2.5 — 6V; Transformer \$6.80 + post 75c.

## HI-FI CENTRES

All Branches, including our new Melbourne Branch, now stock an extensive range of HI-FI Amps, speakers, turntables, tuners, tape recorders and accessories. Check out our range of Sansui, Rotel, Apan, Lux, B.S.R., Grace and connoisseur and many other well known brands. Visit any of our branches LAST, for unbeatable prices on all your Hi-Fi requirements.

## STEREO HEADPHONES

HI-FI Type SN1000 — True high fidelity at a modest price. A very good general purpose set complete, special \$5.90 plus 50c post.

Model SH850 GX — Wide frequency response of 22 Hz — 19 KHz. Soft padded ear-speakers. 10 ft. of "Curley cord" with plug. Complete with slider volume controls. Price \$13.00 plus 50c post.

Alpha Model SKH-205 — Top of the line. Outstanding performance. Frequency response 18 Hz — 22 KHz. Fabulous heavy leather padding together with padded headband. Top quality at a reasonable price. Price \$19.50 plus 50c post.

## PHILIPS TWEETERS

1" Dome Type as used in New Magnavox System \$20.50 per pair, Post 75c. 8.30 Speaker \$16.50 (1.00 Post).

# kitsets aust. pty. ltd.

NATIONAL MAIL ORDER DEPT.  
P.O. BOX 176, DEE WHY, N.S.W. 2099.

SYDNEY SALES DEPT:

400 Kent Street, Sydney. Phone 29-1005

NORTHSIDE SALES DEPT:

2/21 Oaks Avenue, Dee Why. PHONE: 982-5571.

BRISBANE SALES DEPT:

293 St. Paul's Terrace, Fortitude Valley.

PHONE: 52-8391.

MELBOURNE SALES DEPT:

271 Bridge Rd., Richmond. Phone 42-4651.

CANBERRA DISTRIBUTOR:

Electro Pak, 5 Gareaema Arcade.

NEWCASTLE DISTRIBUTOR:


Varcoe Bennett, 2 Third Avenue, Lambton North.

24 HOUR PHONE SERVICE: Sydney 982-5571 (Area Code 02)

Phone the above number ANY time, ANY day to receive prompt P.M.G./C.O.D. mail service. Your requirements are as close as your phone.

# COMPONENTS NEWS

## NOVEL SEMICONDUCTOR STORE RETAINS INFORMATION EVEN AFTER DISCONNECTION OF SUPPLY VOLTAGE



A semiconductor store which can be re-programmed has been developed by Siemens. The module G192 has non-volatile storage facilities, i.e. information is retained even after disconnection of the supply voltage. This characteristic could previously only be obtained with toroidal-core stores. With the mains disconnected, storage times of several months have been measured.

The principle of the store is based on the storing of charges on the insulator of an MOS field-effect transistor. The insulation layer consists of a silicon oxide layer and an adjacent nitride layer, the charge carriers being stored on the interface between the two layers. These charges shift the threshold voltage of the transistor without, however, altering the structure of the semiconductor. This means that information can be written in and erased as often as required. Information is retrieved by applying to a gate a voltage of the appropriate value so that the transistor is then either conducting or cut-off, depending on the stored information. Pulses of +35V and -35V with a length of approx. 50 to 100  $\mu$ s are required to write in and erase information. The read-out speed is approximately that of normal MOS stores.

The module G 192 is organised on a word basis, in the form of eight words, each of four bits. The information is fed in and read out in parallel. Inputs and outputs are not decoded.

Further details from: Siemens Industries Limited, Melbourne, Sydney, Brisbane, Perth and Newcastle.

DICK SMITH 1973

The second edition of Dick Smith's Electronics Components catalogue for 1973 is now available.


It contains details and prices of a full range of components and equipment for amateur and professional, which are available by mail order.

The catalogue priced at 50 cents is available from:— Dick Smith (Wholesale) Company, 160-2 Pacific Highway, Gore Hill 2065. NSW.

## KIT-SETS OPENS IN MELBOURNE

Kit-Sets Aust. Pty. Ltd. have opened their newest retail outlet in Melbourne. Centrally located in the modern air conditioned Richmond Shopping Centre (close to all modes of transport), the new branch incorporates a spacious walk through self-service Dept. for electronic components with a well stocked Hi-Fi centre. Adequate parking for 500 cars is available. Kit-Sets have taken space on the gallery floor utilizing the best facilities and location in this, the newest shopping centre at Richmond.

## LOW COST RACK AND PANEL CONNECTOR



Now manufactured by McMurdo (Australia) Pty. Limited, electronic hardware manufacturer, is a connector ideal for rack and panel connection.

The "Multipol" connector is available in three standard versions; 8, 16 and 23 way, with the pins either tintillate or gold plated.


The cable retaining clamp located at the top of the cover is designed for either top or side entry of cable and a snap-on latch arrangement is also provided to prevent the connector being accidentally dislodged.

Simple polarisation of the connectors is achieved with integrally moulded locator pins.

The "Multipol" connectors are suitable for use by all sections of industry including; electronic equipment manufacturers, broadcasting, television and communications industries.

Further details from: McMurdo (Australia) Pty. Limited, 17-21 Carinish Road, Clayton, 3168.

## COMPACT LED DISPLAY



A series of small, end-stackable solid-state displays is now available in three, four and five-digit clusters from Hewlett-Packard. They are used for numeric displays of three or more digits in miniature, battery-powered devices, such as hand-held calculators, or portable instruments where power and space is limited.

These new Model 5082-7400 series are seven-segment monolithic displays 0.11 inches high. Built-in magnification increases apparent luminous intensity, thus reducing power requirements. Options include either the standard right-hand decimal point, or a centred decimal point where good legibility in a multicluster display is desired.

Packages are standard 12 (3 and 4 digits) or 14 (5 digits) pin DIP consisting of a plastic encapsulated lead frame with integral moulded lenses. They are designed to be plugged into DIP sockets or soldered into PC boards. Lead frame construction enables use of standard DIP insertion tools. The shoulders of the lead frame pins are intentionally raised above the bottom of the package so that the display can be tilt mounted up to 20° from the PC board.

For improved contrast, a red dye is incorporated in the plastic to filter out all visible light except the 655 nanometre wavelength emitted by the display. In addition, portions of the lead frame are darkened to reduce reflections.

Since a minimum of 12 pins is required per package, the three-digit clusters come in four-digit packages, with one digit blank. Three digits are thus available in two configurations: flush left and flush right.

These displays are designed for strobed operation and are IC compatible. The decimal point in the Models 5082-7412 through 5082-7415 is located in the lower right of the digit for conventional driving schemes. The Models 5082-7402 through 5082-7405 contain a centrally-located decimal point which is activated in place of a digit.

Further details from: Hewlett-Packard Australia Pty. Ltd. 22-26 Weir Street, Glen Iris, Victoria 3146.




# best

Yes Best. Marantz is the U.S.A.'s most respected name in High Fidelity. Why? Because Marantz's corporate commitment to excellence means Marantz makes the best Hi Fi equipment in every price range.

What's more, exactly the same quality that goes into Marantz amplifiers goes into Marantz Imperial Speaker systems — professional quality!

And all Marantz products carry the best warranty. Three years. That's confidence in professional quality.

Marantz amplifiers from \$199.00 to \$1,500.00. Marantz Imperial Speakers from \$89.00 to \$249.00 each.



To find out how much better Marantz sounds, listen; that's all we ask. Listen.

**marantz.**  
We sound better

For brochure and dealer list write to:  
AURIEMA (A/asia) Pty. Ltd., P.O. Box 604

# ALKALINE BATTERIES AUSTRALIA PTY. LTD.

Head Office: 165 Penshurst Street, Beverly Hills, N.S.W. 2209  
 Telegraphic Address: ALKABAT/Sydney.  
 Telephone: 579-6944

## SUPPLIERS OF BATTERIES FOR THE ELECTRONICS INDUSTRY



### Fully Sealed Lead Acid Batteries

The NOYPER battery is light in weight, compact in size and is maintenance free (except for recharging). Has a long service life, is leak proof, explosion proof and can be operated in any position, but must be recharged in the vertical position with a specially designed Clyde

Noyer Battery Charger. The batteries are suitable for a wide variety of electronic equipment such as two-way radios — transmitters and receivers, emergency lighting, security and fire alarm systems, portable TV video recorders and measuring equipment. They are available in 6 or 12 volt with capacities ranging from 1 ampere hour to 8 ampere hour at the 10 hour rate.

Alkaline Batteries Aust. Pty. Ltd.,  
 21 Stewart Avenue,  
 NORTHFIELD S.A. 5085.  
 PHONE: 082 62-3552

Alkaline Batteries Aust. Pty. Ltd.,  
 2 Dora Street,  
 HENDRA QLD. 4001.  
 PHONE: 072 62-1536

Alkaline Batteries Aust. Pty. Ltd.,  
 Suite 9 Eton Square,  
 476 St. Kilda Road,  
 MELBOURNE VIC. 3000.  
 PHONE: 03 26-1705

Alkaline Batteries Aust. Pty. Ltd.,  
 294A Hay Street,  
 SUBIACO W.A. 6008.  
 PHONE: 81-1561




### Nickel Cadmium rechargeable batteries

The ULTNICA range of batteries are all hermetically sealed, which guards against leakage. They can be used in temperatures as low as -20°C. and are completely shockproof. Suitable for usage in electronic equipment and communication equipment and electrical tools.

For More Information, Contact:—

**ALKALINE BATTERIES AUST. PTY. LTD.** TELEPHONE 579-6944

## VARIABLE POWER SUPPLIES



- Single and Dual Outputs
- Output Voltages to 60 Volts
- Output Current to 2 Amps
- Excellent Line and Load Regulation
- 0° to 60°C Operating Temperature
- Ten Turn Controls
- Constant Voltage/Current Limit
- Constant Voltage/Constant Current

### SCIENTIFIC ELECTRONICS PTY. LIMITED

42 Barry Street, Bayswater,  
 Vic. 3153. Phone:

Melbourne 729-3170; Brisbane 47-4311;  
 Sydney 25-3955

## ELECTROLUBE REGD FREEZER SPRAY

For isolating faults in transistors, diodes and other semi conductors, finding dry joints and bad contacts. Protecting heat sensitive components whilst soldering, checking thermostats and thermal cut-outs.

ELECTROLUBE is non-toxic and will not affect any paints, plastics or rubbers. Available from leading electrical wholesalers.



Information on FREEZER SPRAY and other ELECTROLUBE products is available from Australian agents:

**RICHARD FOOT (AUSTRALIA) PTY. LTD.**

63 HUME STREET, CROWS NEST, N.S.W. 2065. Telephone: 43-0326.

# AUDIO NEWS

## TARTAN TAPE?



More than 300 Sydney metropolitan retailers attended an unusual presentation last month when the 3M Australia's Magnetic Product Division launched its range of Scotch cassettes.

Highlight of the presentation was an unveiling of two giant sized cassette containers that opened to reveal the cassettes pictured above.

The cassette on the right is the Scotch High Energy model and, according to 3M's press release will run for either 60 or 90 minutes — on both sides.

High Energy cassettes, the press release continues, will give a big impetus to the rapidly increasing popularity of cassette recording!

The cassettes are claimed to provide better playback, and to provide a three to six decibel improvement in signal/noise performance. It is also stated that they are fully compatible — however our reporter states that one cassette proved to be only partly compatible.

Scotch High Energy cassettes have special inbuilt features to reduce distortion and to minimize wow and flutter. They are said to be coated with a special substance to improve high frequency response.

The Low Noise cassette (seen on the right) is claimed to be very sensitive. She is stated to have a dramatically improved signal/noise ratio and to be the ultimate in reliability.

## CARTRIDGE TAPE EXCHANGE CLUB

Owners of 8-track car stereo units or home units can now belong to what is claimed to be Australia's most comprehensive tape lending library.

The idea of a tape exchange club for motorists was formulated by Les Baker, Technical Director of Sound House, 12 months ago in association with selected Golden Fleece Service Stations.

This enabled motorists with cartridge or cassette players in their cars to exchange tapes for \$1 a time.

The scheme was started off with a library of a little under 1,000 tapes. There are now some 9,000 tapes throughout Victoria, N.S.W. and Queensland, and the numbers are increasing all the time.

Membership of the club costs only \$4 per annum. Each member purchases one pre-recorded tape of his choice which can be exchanged at any time convenient to the member. There is no limit as to how long each member keeps a tape.

The service is shortly being extended to S.A. and W.A.

Membership application forms can be gained from selected Golden Fleece Service Stations, or from the Tape Exchange Club Headquarters in each state. For further information write direct to

Sound House Pty. Ltd.,  
14 Beatty Avenue,  
Armadale VIC 3143

## DOLBY LATEST

The following consumer equipment with the Dolby B Noise Reduction System is currently available in various hifi markets of the world:

### CASSETTE DECKS

Brand	Model	Price
Advent	Model 201	
	Model 202	
AGS	DS 200	
Akai	GXC 46D	
	GXC 38D	
	GXC 65D	
Allied/Radio Shack	SCT-6	
Alpha by Highgate	CD 3000	
Bell & Howell	Design 1700	
Beltek	M1150	
Bigston	BSD 200 AS	
Concord/Benjamin	Mark IX	
	Mark 7	
	Studio Z	
Craig	2712	
	3507	
Crown	CTD-270	
Denon/Nippon	TRC 728	
Columbia		
Fisher	RC 80B	
	SR 110	
Harmon-Kardon	CAD 5	
	HK 1000	
Heathkit	AD 1530	
Hitachi	TQR 2000D	
Kenwood/Trio	KX 700	
Lafayette	RK D40	
Marlux	M5000	
Nakamichi	Studio Zeta	
	SLX	
National/Panasonic	RP 969	
TEAC	AN 60	
	AN 80	
	AN 180	
	AN 300	
National/Panasonic/Technics		RS 276 US
		RS 263 US
		RS 279 US
		RS 271 US
		RS 277 US
Otari		MX 500
Pioneer		CT 4040
		CT 4141
Rank-Wharfedale		DC-9
Sansui		SC-700
Sanyo/Otto		RD 4250
		RD 4300
		RD 4350
		RD 4600
		RD 4765
Sharp		RTX 3000
Sony		TC-134 SD
		TC-161 SD
		TC-161 SD
		TC-131 SD
		TCD 300
Tandberg		A250
TEAC		A350
		A450
Teleton		CD 100
Toshiba		PT 490
		PT 470
Wollensak		4760
		4765
		4780
Yamaha/Nippon		TB 700
Gakki		

### NOISE REDUCTION UNITS

Brand	Model	Price
Advent	Model 100	
Advocate	Model 101	
Alpha	DB 6	
Concord	DBA 10	
Kellar	KDB1	
	KDB2	
	KDB3	
Lamb		220
		420
Lasky's		NRU
Teleton		SNR 100D

### OPEN-REEL TAPE RECORDERS

Brand	Model	Price
Akai	GX-225D	
	GX-285D	
Ferroglyph	Series Seven	
Hitachi		TRQ 7000 D
KLH		Model 41
Revox		A77

### TURNERS AND RECEIVERS

Brand	Model	Price
Akai	AA 901D	
Harmon-Kardon		Citation 14

# STA




## ELECTRONICS PTY. LTD.

Manufacture — Sales — Service

392 Centre Rd. Bentleigh, Vic., 3204 Phone 97-4832 A.H. 97-5539



DECORATIVE LAMP AVAILABLE EX STOCK  
\$27.95. Special Attention to Mail Orders.



TRADE ENQUIRIES WELCOME

OP1030	10 mil	mono-fiber	180 feet	\$ 2.99
OP1060	10 mil	mono-fiber	360 feet	\$ 5.37
OP2008	20 mil	mono-fiber	48 feet	\$ 2.99
OP2016	20 mil	mono-fiber	96 feet	\$ 5.49
OP3003	30 mil	mono-fiber	18 feet	\$ 3.23
OP3006	30 mil	mono-fiber	36 feet	\$ 5.75
OP4503	45 mil	mono-fiber	18 feet	\$ 4.31
OP4506	45 mil	mono-fiber	36 feet	\$ 8.27
OP7076	.087 mil	light guide	6 feet	\$ 2.75
		7 x .017		
OP7193	.120 mil	light guide	3 feet	\$ 2.75
		19 x .017		
OP7196	.120 mil	light guide	6 feet	\$ 4.67.
		19 x .017		
OP7373	.152 mil	light guide	3 feet	\$ 3.35
		37 x .017		
OP7376	.152 mil	light guide	6 feet	\$ 5.87
		37 x .017		
OP8020	2 low heat light bulbs 3 watt 6.5 volt			\$ .71
OP8000	4 channel light head			\$ 3.35
OP8030	Eyelet Assortment			\$ .95
OP8050	Adhesive end-treat compound			\$ 2.99
OP8060	Fiber Optic manual			\$ .83
OP8070	Fiber Optic starter kit			\$10.63

Now available 20 mil fiber in any length.  
MANY OTHER TYPES IN STOCK AND AD-  
DITIONAL LINES ARRIVING CONSTANTLY.  
SOLE AUSTRALIAN AGENT

### SOLID STATE 75mm HIGH SENSITIVITY OSCILLOSCOPE

TRIO



MODEL CO-1303

This is an all solid state, 75 mm oscilloscope with outstanding performance features — vertical sensitivity of 20 mV/cm, frequency response from DC to 1 MHz — despite its small size and ease of operation. Lightweight and portable, it will prove to be a very handy and reliable instrument in electronic equipment assembly centers, school classrooms and amateur radio stations for a wide range of scope applications.

#### SPECIAL FEATURES

1. Vertical sensitivity of 20 mV/cm, wideband frequency response from DC to 1 MHz.
2. DC vertical and horizontal amplifiers for wide versatility make possible slow sweep speeds of less than 1 Hz.
3. All solid state construction for compact, lightweight portability.
4. Smoked filter glass CRT face and exclusive designed graticule for clear waveform observations.


## PARAMETERS

PTY. LTD.

SYDNEY 43 6577 • MELB 90 7444 • ADEL 51 6718

## DAWE Ultrasonic Leak Detector

### Type 8900A



A simple hand held instrument for rapid detection of leaks. Designed to meet British Ministry of Defence-Navy requirements.

**Features:** Audible and visual indications. Operates over long ranges and in confined or open spaces accurately locating leakages.

**Applications:** General leak detection. Pneumatic pressure and vacuum systems inspection.

TECNICO ELECTRONICS



Premier Street, Marrickville, N.S.W. 2204. Tel. 550411  
2 High Street, Northcote, Vic. 3070. Tel. 4899322

# BOOK REVIEWS

REVIEWERS: Brian Chapman, Jan Vernon



**AN INTRODUCTION TO INDUSTRIAL CYBERNETICS AND INSTRUMENTATION.** By O.G. Pamley-Evans. Published 1968 by Emmott & Company Limited Manchester. Review copy supplied by publisher. Hard cover, 223 pages 8½" x 5½". Australian price \$5.95.

Industrial process control is a most fascinating technology, embracing as it does key features of many disciplines including chemistry, physics, mechanics, instrumentation and electronics. And, as process control is at the heart of any automated plant, whether producing car engines or toothpaste, instrumentation technicians and engineers can be sure of a stable future.

The present volume could not hope to deal exhaustively with every aspect of process control and does not pretend to. It does, quite successfully, give an overall concept of process control and is primarily intended for the technician undertaking a first course.

The text covers the field in a comprehensive, although necessarily brief manner, is well written and would be of value to anyone requiring background training in the subject. — B.C.



**TRANSISTOR CIRCUIT DESIGN TABLES** By D.S. Taylor. Published 1971 by Butterworth & Co. Ltd. Review copy supplied by publisher. Hard covers, 120 pages 8½" x 5½". Australian price \$5.40

This valuable little book contains a set of eight design tables which enable the rapid design of semi-conductor networks containing up to two transistors and their associated RC networks.

The tables are:—

1. Parallel resistance and series capacitance
2. Potential dividers
3. Time constants
4. Capacitor and inductor reactances
5. Common emitter amplifier stages
- 6 & 7. Transistor astable and monostable circuits
8. Schmitt trigger circuits

Each table is preceded by a section which provides design criteria and helpful hints appropriate to the circuitry described.

The book should be invaluable to those in instrumentation and similar fields, who constantly require to design small interface circuitry. Due to component tolerances and differing transistor characteristics not being taken into account, the tables must be considered to provide a rough guide only. But this is more than adequate for the breadboard stage. — B.C.

**ALTERNATIVE PINK PAGES**, Written and Published by Philomena Horan and Stephen Wall. P.O. Box 8, Surry Hills, 96 pages. Price \$1 (\$1.20 including postage). Our copy purchased from Angus and Robertson.

A certain book-reviewer once reviewed the Sydney Telephone Directory. It was a short review, that could be paraphrased as "Not much of a plot but a rich and varied cast of characters".

Our thanks to that legendary book-reviewer, for without that story in mind we might not have thought of reviewing the "Alternative Pink Pages".

It's considerably thinner than the conventional Pink Pages but then the Alternative Pink Pages is not meant to meet the needs of everyone. It's mainly for people who "cannot live happily within the mainstream Australian culture".


There's all sorts of information — how to find cheap building materials, cheap food, how to find a commune, addresses of consumer groups, ecology people, cheap entertainment, legal aid, astrology classes, urban action groups, yoga and meditation.

The publishers say, "There are alternatives to 9 to 5 jobs, beerdrinking, hire purchase, Valium, forced leisure, suburban living and Spanish furniture". This is what the book is about, an attempt to list what's available as an alternative to our conventional jobs, schooling, life-style and entertainment.

I'm not sure that I have a clear concept of "Mainstream Australian culture". Perhaps I'm not quite in the mainstream myself because I'm interested in the recycling idea and the Alternative Pink Pages gives several places and suggestions for recycling cans, glass and paper. And if I were furnishing a house I'd definitely investigate some of the junk shops listed, instead of getting involved in the new furniture and appliances on hire purchase business.

This is the first issue of the Alternative Pink Pages. The publishers want people to tell them of their experiences with the various services listed in the book, and to suggest any useful services which should be included. The next issue is due this winter.

Even if you are quite firmly and happily established in "mainstream Australian culture" you may still find the Alternative Pink Pages interesting just for the picture it gives of a way of life that some of us rarely make contact with. — J.V.



**ELEMENTS OF ELECTRIC AND MAGNETIC CIRCUITS** by David Vitrogon. Published 1971 by Holt, Rinehart and Winston Inc. Hard covers, 620 pages 9¼" x 6¼". Review Copy supplied by Holt, Rinehart and Winston (Aust) Pty. Ltd. Australian price \$13.65.

This text is designed to provide the basic concepts of electric and magnetic circuit theory for students of electrical engineering.

The electrical section of the text opens with the fundamental concepts and laws of electrical circuits, application of Kirchoff's laws, circuit simplification, network theorems and the transmission of electrical power.

Following, is a treatment of magnetic-circuit concepts and computations, electromagnetic interaction and energy storage devices. Then sections on the elements of ac circuits, series RLC ac circuits and the mathematical treatment of phasor quantities. Finally, analysis of ac circuits, coupled circuits and transformer action, and an introduction to three-phase electrical circuits are given.

Four appendices provide useful data at the end of the book and include a section on the use of determinants, the design of a compensated attenuator and mathematical tables.

The book as well as being suitable for classroom use is eminently suitable for self study. New concepts are introduced gradually in a clear and simplified manner which considerably enhances assimilation.

Mathematical complexity has been kept down to a level appropriate to the subject and is largely algebra and graphical analysis with a little complex algebra in the ac sections.

The book is a good text for use in conjunction with the first year of an electrical power engineering course. — B.C.

...the World's **ONLY** Cassette  
**TESTED & APPROVED** by  
**Associated Testing Laboratories Inc.**



Only TDK backs up its advertising claims of superiority in acoustical performance, mechanical construction and reliability, with the results of vigorous tests on random production samples by U.S.A.'s leading independent testing laboratory, Associated Testing Laboratories Inc. ATL's mark of approval is not easily won, and is only issued to products which comply in all respects on a continuous basis with their strict quality standards.




## TDK Characteristics Tested

- 1 Frequency response characteristics
- 2 Signal-to-noise ratio
- 3 Maximum Output Level (MOL)
- 4 Uniformity
- 5 No oxide shedding or head wear
- 6 Freedom from jamming, fouling and stopping
- 7 Durability and reliability of internal cassette mechanism
- 8 Uniformity and precision of cassette housing
- 9 Resistance to heat and vibration
- 10 Resistance to physical damage or dropping

Associated Testing Laboratories Inc. tested TDK Super Dynamic (SD) Cassettes for the ten characteristics – above, for compliance with TDK's published standards and advertised specifications (Regarded as the highest possible).

*Ask for TDK, ATL approved cassettes with confidence.*



### TDK SD CASSETTES

Available in C-60, C-90 and C-120 sizes. Also the remarkable value TDK Low-Noise Cassettes. C-30 from about \$1.49 and C60-C90. Also TDK SD and Low-Noise in Reels.

Australian Agents:  
**CONVOY IMPORTS**

Cnr. Plunkett and Maclean Sts., Woolloomooloo, Sydney, NSW 2011  
 Telephone: (02) 357-2444.

## RIBBON CABLE

**STANDARD:** Up to 60 Conductors wide  
 AWG sizes 30-14 – solid or stranded.  
 Coloured as Resistance Colour Code  
 600/1000V insulation to Mil W-16878D  
 Boxed in 100ft. lengths.

**SUPER FLEXIBLE:** Conductors are many strands of 44 AWG.

### ALSO AVAILABLE

**TWISTED PAIR RIBBON** – Colour Coded; Precision Spaced Conductor Cable to align with Connectors or PC Boards; High Temperature PVC, Teflon or Silicone Rubber Ribbon Cable; Transparent PVC Protective Jacket; I.C. Connectors; Edge Connectors.

WRITE OR PHONE FOR FREE BROCHURE TO



**SYDNEY:** P.O. Box 635, Crows Nest. N.S.W. 2065.  
 Ph: 439-1599.  
**MELBOURNE:** P.O. Box 121, Carlton South. VIC. 3053.  
 Ph: 347-7039.  
**ADELAIDE:** P.O. Box 45, Kingswood. S.A. 5062. Ph:  
 (Head Office) 72-2335.

*MANY TYPES IN STOCK*

## TRIO 9R-59DS



### COMMUNICATIONS RECEIVER

Price: For/FOA Sydney: \$191.00

- 4 BANDS COVERING 540 Kcs. TO 30 Mcs.
- TWO MECHANICAL FILTERS ENSURE MAXIMUM SELECTIVITY.
- PRODUCT DETECTOR FOR S.S.B. RECEPTION.
- AUTOMATIC NOISE LIMITER.
- LARGE TUNING AND BANDSPREAD DIALS FOR ACCURATE TUNING.
- CALIBRATED ELECTRICAL BANDSPREAD.
- "S" METER AND B.F.O.
- 2 MICROVOLTS SENSITIVITY FOR 10 dB S/N RATIO.

**Weston Electronics Co.**

(A division of Jacoby Mitchell Ltd.)  
 376 EASTERN VALLEY WAY, ROSEVILLE, 2069.  
 Cables and Telegraphic Address: "WESTELEC"  
 Sydney, Phone: 40 1212

Please forward free illustrated literature and specifications on Trio equipment.

Name \_\_\_\_\_  
 Address \_\_\_\_\_

TD



**SHOSTAKOVICH** – Symphony No. 15  
Maxim Shostakovich, Radio-Sym. Orch of  
the USSR Ariola – Eurodisc 85301 MK

I confess I do not know what to make of this latest symphony of Shostakovich. Personally, I rather think the symphonies following the Tenth have been variable to say the least, and I would not except those supposedly moving protest works nos. 13 and 14 from such a judgement. Such a judgement. Critics in the Soviet Union have been rather generous in their estimates of the present work, and it is of course a ready axiom in the minds of most westerners that this fact need not and usually does not convey anything objective about the work in question. By contrast, most western critics have been harsh: this symphony has been labelled banal (very little Shostakovich isn't), over-blown (ditto), and even fashionable (of late a word rarely used in the case of Shostakovich).

Most critics have especially taken exception to the use here of quotation (i.e. from *William Tell*, *Die Walkure*), an acceptable enough device in more up-to-date music but not so it seems in music as tonal as this. Musical quotation is not exactly a device new to Shostakovich but while it seems to me that critics are quite prepared to grant the ironic use of quotation, it is often forgotten that the use of such device in Shostakovich is only too effective when it is rendered in an almost painfully obvious and banal fashion.

The two fast movements following the Largo in the Sixth Symphony are never properly appreciated because few western critics can take them for what they are: deliberately obvious, vulgar music. The irony intended may not be of the Anglo-Saxon type, but it is not for that reason less ironic. But devices such as quotation can be easily misunderstood not just because critics are unwilling to accept the deliberately vulgar use they are often subjected to but there also seems a rather curious reluctance to accept Shostakovich the "symphonist" for what he really is, that is to say, a programmatic composer.

Most Shostakovich symphonies contain, it seems to me, some programme or other, which as the old saying goes need not also be readily explicable. The point is that devices in Shostakovich are programatically

intentioned and understood in that context, such devices as quotation and deliberate vulgarity can be more readily accepted. This is not to say that the use of such devices in Shostakovich have a ready-made excuse for whatever happens. I would be the last to deny that the use of banality and quotation in the Seventh Symphony is a complete disaster.

Here in the Fifteenth, I just cannot be sure. This symphony is not as over-blown as everyone has made it out to be, and a very bitter work it almost certainly is. Not to be compared with a work like the Tenth Symphony, this Fifteenth may be closer in stature to the Twelfth, a work which in my opinion is a far better musical work than either the Thirteenth or Fourteenth. Performance by the composer's son sounds authentic enough and exciting, though I do wish Russian brasses would learn to play in tune. Good sound. – J.A.A.

**RACHMANINOV** – The 4 Piano Concertos  
Rhapsody Vladimir Ashkenazy (piano),  
Andre Previn (cond.), London Sym. 3  
DECCA SZLF 6565/7

This year's Rachmaninov centenary should hardly come up with any startling novelties, so well has the composer's music been served on records in the last few years. An opera has already been released in America and I, for one, would really like to hear a new, good but idiomatic recording of the Op. 37 *Vespers*. Otherwise there will probably be more recordings of the concertos and the solo piano music, and why not? I suppose this often very difficult music is as good a test as any in the literature.

But if every new release comes to me like this, my initial reaction should be simple and to the point. Why must new, import, Decca pressings be afflicted with what seems to be the now perennial swish and hiss? An examination of three other (sealed) sets reveal unremarkably the same results. So the recordings get better, the pressings are correspondingly worse. In all fairness, I should say that the Decca label is not the only company at the moment with this problem but the rather marked deterioration in quality in just the last year or so makes me express myself strongly. Is it some liquid on the records, the plastic, both, what?

What about the performance? Ashkenazy's readings of concertos 1,2,4 and the Rhapsody allow me to admit here we have virtuoso playing of a high order. But for all the enthusiasm of these performances, and Previn eloquently seconds Ashkenazy's ideas, nevertheless I feel a curious lack of real identification with the music. What bothers me most of all, is the astonishing way in which rubato is utilized in these performances. While I will not say that I cherish the composer's own recordings of these works above anyone else's, I am always amazed at how discreet his rubato could be. Ashkenazy/Previn are by contrast unashamedly vulgar. Surely no one has to feel each time "it's coming". I also do find distressing the fact that neither pianist nor conductor is especially decided as to whether they want a straight-forward or mannered approach. Nevertheless, it is in general quite possible to enjoy these performances and they are certainly among the better available.

Perhaps the only real failure in the collection is the Third Concerto. There is a consistent tendency on the part of Ashkenazy to overstate, and slow-down his phrasing. The results do not make for pretentiousness; this reading sounds clumsy and in this concerto Previn, of course, has little choice but to follow Ashkenazy. Of all the concertos, this work is the most difficult and a comparison with how the composer handled the cadenzas and the while of the third movement is instructive. Not only is the composer's sense of phrase preferable, but he seem to have been one of the few with the technique to make the third movement flow. – J.A.A.

**MOZART** – Ballet Music for "Le petits riens," K. Anh. 10. 4 overtures: II Re Pastore, K.208 Lucio silla, K.135 La Finta Semplice, K.51 Der Schauspieldirektor, K.486 Neville Marriner, Academy of St. Martin-in-the-Fields HMV ASD-2834

If you are not one of those who just will not listen to any Mozart below a certain Kochel number, then this record should be fun. The ballet music for "Les petits riens" may not even be all Mozart, who cares when the performance here is such a delight? The opera overtures on the reverse side are tantalizing in that I now find it interesting to speculate what a Mozart opera would be like with the Academy. Pure champagne, and why not? – J.A.A.

**CHARLES RUGGLES:** (1) Men and Mountains, (2) Angels.

**CHARLES IVES** (3) From the Steeples and the Mountains.

**AARON COPLAND** (4) Quiet City  
**DANIEL G. MASON** (5) String Quartet on Negro Themes in G minor, Op. 19. Lukas Foss, Buffalo Philharmonic Orchestra (in nos. 1-4) Kohon Quartet (in no. 5)  
TURNABOUT TV-34398.

On this record you get two revolutionaries (Charles Ives & Ruggles), one ex-revolutionary (Aaron Copland), and one always-has-been-will-be conservative (Daniel Gregory Mason). I suppose it is not surprising to have establishment-anti-establishment games on records; it is common enough "live". Actually there might just be only one "real" revolutionary here, he is dead, and I have never been sure of Charles Ives. There can be no doubt about his remarkable anticipation of modern techniques, and there are times when I feel something like the Fourth Symphony is a very fine work indeed. How about some of the songs? Not the *Variations on "America"*, nor the *Fourth of July*. How about the piece here? I do not know. But Charles Ives was revolutionary. Charles Ruggles. I have never been able to take to Ruggles. He sounds as if he might be fascinating, if not good. I know Ives said this was "fine strong music" but I feel if you have heard one Ruggles, that is usually quite enough. His music, it is true, is very concentrated, has a great deal of modernisms but it sounds so post-romantic, really. Copland's *Quiet City* is perhaps the only thing here that says things clearly without claptrap. *Quiet City* is a fine piece, despite the fact that much other Copland (Symphony no. 3) now sounds like film music. I was quite prepared to dislike the

**ELECTRONICS TODAY INTERNATIONAL MICRO ADS RATE IS ONLY \$7.50 PER SINGLE COLUMN INCH OR 76c PER LINE. TO PLACE YOUR MICRO AD, MERELY FILL IN THE FORM BELOW AND SEND TO ELECTRONICS TODAY INTERNATIONAL, MICRO ADS, RYRIE HOUSE, 15 BOUNDARY STREET, RUSHCUTTERS BAY, SYDNEY, 2011.**

**HI-FI stereo section managers.** Applicants should be 19-22 years, with some retail experience and an interest in audio training and attractive conditions. For an appointment apply to: Mrs Weathers 59-2580 or 59-5197.

**SABA Frelberg Automatic Radiogram, German made.** Motorised electronic tuner remote position auto station finder, 4 saba speakers contained in hand made butt maple cab. 52" x 39" x 20". Exc cond. Best offer after insp. phone Sydney 570-1169.

**BOOMERANG Tape Recording Society** offers cassette tape library round robin news journal C & W tapes. PO Box 118, Wellington 2820.

**WANTED to buy** — back issues of Electronics Today Magazine, April, May, June, July 1972 issues. Will pay \$1.00 per copy in good condition. Only one copy of each required. Write to Kevin Gowan, 18 Cockburn St., Port Pirie, S.A. 5540 or phone 086-321399 or after hours 086-321368.

**PHILLIPS Quadreflect speakers klt**s save \$60 per pair. Demonstrations Phone Bris. 49-9087 Write Morgan Electronics, 35 Theima Street, Mount Gravatt, Queensland 4122.

**FREE CATALOGUE** — Electronic Klt construction plans of all descriptions. Sydney Electronics, PO Box 76, GPO, Sydney 2001.

**LEARN Morse Code** the Easy Way. Our course on a 12 in LP record enables one to achieve Morse speeds suitable for exams in a matter of weeks. For further details write: Nelson Recording Studios, Box 378, Nelson, New Zealand.

**COMPLIMENTARY Transistors** — AY8140/9140, \$1.50; AY8171/9171 \$1.65; AY8149/9149, \$2.00 Each. Matched pairs — +40c Pr; SE4010, 75c; BC109, 38c; Less 12% for 10 up; Postage paid; 5 Joy Street, Aspley, Qld. 4034.

**XTALS 27.240/26.785 MC** ¼ pin \$6 pair posted. Shalley 127 York Street, Sydney. C.B. 5 Watt Base Midlands \$89. Also others new or used. Shalley, 127 York St. Sydney.

**EXPO' precision 12V DC** Drills and Accessories. 900 rpm to drill, grind, burr and polish. Available with stand which can be converted to a lathe. Literature from: JEMAL PRODUCTS, PO Box 168, Victoria Park, W.A. 6100.

**ACOUSTIC Research AR3-A** speakers, dyna 70 watt pre-amp and amp, rek-o-kut semi automatic table, brought from the United States by the owner — private sale, no haggling \$800 this system. Come and listen at 71 John Street, Woolahra or Phone James Bridwell's answering service at 771-3333.

**ANADISED HEATSINK/BOXES:** with racks to mount PC boards etc. Ideal for C.D.I., Amplifiers modules, power supplies, light dimmers and 1000's of uses. Available in Black, Red, Blue or Gold, 4" x 4" x 3" at \$1.60 and 6" x 4" x 3" at \$2.30 plus 50 c p & p each unit. Oil filled capacitors 1.0mfd 400VW, 1000V test for CDI at \$1.80 plus 30c p & p. Send Money Order or Bank Cheque to HPH ELECTRONICS PO BOX 15 LIVERPOOL NSW 2170.

Mason. On Negro Themes! In this day! But it really is quite pleasant.

It is good to see Ruggles finally getting his due on records. The recording on this disc is fine enough. One wishes the performances had more polish. But they are serviceable, and at the very least always adequate. I shall keep this record, until something better comes along, and even if I do not change my mind. — J.A.A.

**BRITTEN — THE POET'S ECHO (PUSHKIN) — TCHAIKOVSKY — SIX SONGS,** Galina Vishnevskaya (soprano), Mastislav Rostropovich (piano) DECCA SXL-6428.

It is good to have at least half a side of Tchaikovsky songs as finely rendered as these. Strange that with one or two exceptions, Tchaikovsky's songs are not as well known as his other work. The pieces excerpted here are selected (presumably by the soloists) and arranged to evoke the mood of a cycle thus pairing them well with the Britten work on the reverse side. These songs seem to come straight out of *Eugene Onegin*, which is like saying that Vishnevskaya would only be expected to do them well, and she does. I may as well say it now, but the real star of this disc is her husband and the erstwhile cellist, Rostropovich. Such fine and thoughtful playing is rare enough these days and it never ceases to amaze me that the piano is the man's second instrument.

Of equal interest is Britten's Russian cycle *The Poet's Echo* (after Pushkin). Britten has already set French, German, Greek, Italian, Latin and English so well, a formidable array of languages for any composer. One, of course, would not associate him with Russian but here we are, and this cycle (I listened to the Tchaikovsky first) sounds so very Russian and also very Britten. As usual the poems (from Pushkin) are very carefully selected and arranged in a sequence that conjures up a variety of moods all culminating and reflecting their many strains in the marvellous final *Lines Written During A Sleepless Night*, with its nocturnal and clock sounds bringing once more to mind Britten's lifelong and Novalis-like fascination for Night and Sleep. Vishnevskaya and Rostropovich (Britten's dedicatees) evidently love the music. This is a moving and important cycle, important not the least with regard to Russian music. Composed in 1965, I have no doubt that Russian composers have taken this cycle to heart and as evidence I invite anyone to listen to Shostakovich's Fourteenth Symphony with this work and some other Britten in mind and one is bound to find that the Symphony is at times even more embarrassingly Britten than one thought. Translations of the Russian are enclosed, the Tchaikovsky songs by Peggy Cochrane and more skillful versions of the Pushkin by Mr. Peter Pears. Fine Sound. — J.A.A.

Electronics Today International Micro Ads  
Please Print Clearly

Electronics Today International  
Ryrie House, 15 Boundary Street,  
Rushcutters Bay, Sydney, 2011.

Name .....

Address .....

State..... Post Code .....


Electronics Today International Micro Ads — Name .....

Electronics Today International  
Ryrie House, 15 Boundary Street,  
Rushcutters Bay, Sydney, 2011.

Address .....

State..... Post Code .....




Select  
Sansui stereo  
amplifiers for...  
Superior design  
Superb engineering  
Sparkling performance



AU-505

When you're considering the purchase of a complete new stereo system, the control amplifier is the key to the whole program. So it's worthy of detailed analysis.

There are six audibly superior control amplifiers in the Sansui range . . . from 30 watts RMS to 100 watts RMS. All feature *all-silicon* transistor design — and distortion is considerably less with Sansui control amplifiers, as output stages are semi-complementary Darlington designs without *input* or *output* transformers. Transformers have always caused some distortion problems in amplifier design — but not with Sansui!

The startling difference you will notice with any Sansui stereo amplifier is the *tonal*

*quality* and the obvious *dynamic range*. In every price bracket your new Sansui amplifier sounds like a much more expensive unit. These are not idle words. In the review of the least expensive Sansui amplifier, the AU-101, a leading Australian journal said . . . "*... few amplifiers, regardless of price, give an overall test result as good as this*". Another review said . . . "*... better than most other amplifiers at twice the price*".

With those comments made about the AU-101 (recommended price \$149) can you imagine how effective the other models in the Sansui range are? With more power and, let's face it, higher price tags?

Let's look at the complete Sansui stereo amplifier range:



AU-555A

MODEL	POWER RATING at 8 ohms.	FREQUENCY RESPONSE	REC. PRICE
AU-101	30 watts RMS	20-60,000 Hz. $\pm$ 2 dB.	\$149
AU-505	50 watts RMS	20-60,000 Hz. $\pm$ 2 dB.	\$199
AU-555A	50 watts RMS	20-40,000 Hz. $\pm$ 1 dB.	\$237
AU-666	70 watts RMS	10-40,000 Hz. $\pm$ 1 dB.	\$325
AU-888	90 watts RMS	10-70,000 Hz. $\pm$ 1 dB.	\$403
AU-999	100 watts RMS	5-100,000 Hz. $\pm$ 1 dB.	\$460

**IMPORTANT:** All prices are recommended prices only. The actual cost can well be less — as trade-in valuations can make a world of difference. See your Bleakley Gray franchised dealer!

Bleakley Gray Corporation Pty. Limited,  
28 Elizabeth Street, Melbourne, 3000.

Please send me complete details about the Sansui amplifier Model.....  
and the name of my nearest Bleakley Gray dealer.

NAME .....

ADDRESS .....

POSTCODE .....

*Sansui*

Sansui Distributors: Australia, excluding W.A.:

## Bleakley Gray Corporation Pty. Limited.



Head Office: 28 Elizabeth St., Melbourne, Vic. Tel. 63 8101\*.  
Telex 31904; Sydney Office: 177 Salisbury Rd., Camperdown,  
N.S.W. Tel. 519 5555\*; Canberra Office: 25 Molonglo Mall,  
Fyshwick, A.C.T. Tel. 95 2144\*; Adelaide Office: 301 South  
Terrace, Adelaide, S.A. Tel. 23 6219; Brisbane Office: 3 Prospect  
St., Bowen Hills, Qld. Tel. 52 7333; Perth Office: 27 Oxford St.,  
Leederville, W.A. Tel. 81 4988. INTERSTATE REPRESENTATIVES:  
N.T.: Pfitzner's Music House, Smith Street, Darwin. Tel. 3801.  
Tas.: K. W. McCulloch Pty. Ltd., 57 George Street, Launceston.  
Tel. 2 5322.

**W.A. DISTRIBUTORS:**

Atkins Carlyle Limited, 1-9 Milligan St., Perth, 6000. Tel. 22 0191.

Sansui equipment is manufactured by:— Sansui Electric Co. Ltd., 14-1, 2-chome,  
Izumi, Suginami-Ku, Tokyo, Japan.

# INSTROL for SONAB

## SONAB SYSTEM 599

- AMPLIFIER:** J.H. 20 – 20 amplifier (24 watts RMS per channel)
- SPEAKERS:** SONAB 0A4 omnidirectional speakers (choice of teak, walnut or white)
- TURNTABLE:** J.H. belt drive turntable with Sansui 1050 tone arm
- CARTRIDGE:** ADC 220XE (elliptical)
- FURNITURE:** Teak or walnut base with hinged moulded dust cover (tinted)
- PRICE:** Fully inclusive \$599.00



## SONAB SYSTEM 419

- ROTEL 310 Amplifier** (15 watts RMS per channel)
- Pair of **SONAB V1 speakers** (choice teak or walnut colour)
- J.H. belt-drive turntable
- SANSUI** tone arm
- A.D.C. magnetic cartridge
- TEAK** or walnut base, hinged perspex cover
- PRICE** \$419.00

**PLUS** full manufacturer's warranty, as well as Instrol's own warranty, free capital city delivery, complete showroom demonstration facilities.

## INSTROL HI-FI CENTRE

91a York St., (between Market & King Sts.) Sydney Phone 29 4258

# RECORDINGS POP

REVIEWER: Mike Delaney

## "WHEATSTRAW SUITE" - The Dillards. W.E.A. Stereo. EKS. 74035.

There's a story here that I think you should know about mainly because "Wheatstraw Suite" is one of the great, undiscovered American albums. It's a background type rave that's really necessary. Honest.

Well, back in 1968, three records were released, all of which started a revolution: "Sweetheart Of The Rodeo" by the Byrds, Dylan's "John Wesley Harding" and "Music From Big Pink" by the Band. Somebody somewhere called the music 'country-rock' because it was country played by rock people. Remember that, it's kind of important.

Anyway, all three albums went down a storm and everybody started flocking to Nashville and/or Memphis because country was the new world - brave at that. The Byrds touched on bluegrass, Dylan took 'em to the prairie and the Band got 'em right up into the mountains. A lot of others did a lot of other things too; but not as obviously effectively. For the next three years almost, every rock group worth its oats was obliged to incorporate a country song into their act. Most of them stuck to Dylan cuts like "I'll Be By Your Baby Tonight", "Tonight I'll Be Staying Here With you" and/or "You Ain't Going Nowhere"; very few took it any further.

Joe South had a couple of hits; Kris Kristofferson did likewise with things such as "Help Me Make It Through The Night", "Sunday Mornin' Coming Down" and a whole bunch of other, mostly maudlin torchers; Johnny Cash had a string of them, the biggest being "A Boy Named Sue", and virtually everybody hired pedal steel and mandolin/banjo pickers to make it sound authentic. Generally, though, it wasn't.

Apart from Buffalo Springfield, The Flying Burrito Brothers, Poco and the three mentioned above - groups, group members and friends respectively - nobody did nothing. John Stewart and John Prine did, and recently, Jonathan Edwards, Danny O'Keefe, Kenny Loggins, Ian Matthews, Grateful Dead/New Riders and a couple more did some good things too. But whether it was real country music or just rock 'n' roll with country trimmings is the clincher.

Now, this is where the Dillards come in. All the other great stuff had been recorded

by ex or sometime rock 'n' rollers: The Byrds, Dead, Burritos and Band made it just fine; Dylan can do anything anyway. But much of their character, much of their sensibility for rock was held over. None of them played it totally traditional - none outside the Dillards.

Thus comes "Wheatstraw Suite", the first of their seven-or-so albums to be issued in Australia. Originally released back in the winter of '68, this is one of the finest, most melodic, most moving of all the great country records. Don't let that put you off - the 'country' thing. This is a remarkably special and precious record for a number of reasons. More than any other, "Wheatstraw Suite" gets you involved, makes you understand and feel the pathos, energy, values and aesthetics of traditional American music - every situation, emotion; each minute of a whole day. It's almost spiritual, reaching and holding an intensity, a joy in simple things that is always overlooked.

Gram Parsons, late of the Flying Burrito Brothers, had this to say: "We are playing Roots music - music that is simple. It's a form of love music, a binding type of music between peoples. Our music is simply saying, 'Find a way to love'. And it's emotional because all our music takes all our emotions... We are involved in music of the spirit, or if you will, Goose Bump Music... When the music is honest those bumps are usually the end result. Listen to the simplicity of gospel, country, and blues. That's where we're at."

The reason Parsons left the Burritos is because the goose bumps stopped coming right after their first album, "The Gilded Palace Of Sin". It's kind of the same with the Dillards, but more so. "Wheatstraw Suite" is their finest record - real goose bump music. Music of the spirit. The finest music of the spirit. They haven't done it since. Nobody has.

The thing that makes "Wheatstraw Suite" such a special album is its soul: country is white soul, like blues is black. Parsons explained it just about as precisely as anyone could: "We're playing with white soul, and soul is universal. And the universality of Roots music has stood the test of time... We are doing white soul as opposed to black soul. There's a colour chart in soul... white, yellow and black. And it's been proven that the boys in South Carolina can't cut the sitar like the boys in Baghdad." This stands for the Dillards probably more in the long run than for any other contemporary Roots band. Their music is honest - an honesty unaffected by



rock; more intricate than rock; more the product of people and the way people feel. It's simple music expressing basic emotions. Universal goose bump music.

There's a traditional called "I'll Fly Away" which starts off side one - just voices; five part harmony as pure and as natural as harmony can be. The Byrds and Crosby, Stills & Nash used voices best with rock 'n' roll, but neither has or had the absolute clarity/command of the Dillards. Anyway, what the song does is haunt you. It just sticks and stays: "Some glad morning/When this life is over/I'll fly away/To my home on God's celestial shores/I'll fly away..." It's like a hymn - it is a hymn.

There's a real down-to-earth passion in what the Dillards do with their music. It's gracious and bright and incredibly alive. Happy too. "Nobody Knows", "Hey Boys", "The Biggest Whatever" are songs that ring so clear and poignant, projecting images rich, earthy and colourful. Images of the land; green plains and white, rolling clouds; sketches of its people and their humour, their subtleties.

They recount Tim Hardin's "Reason To Believe" - hope and sorrow and warmth. Rod Stewart should have had the sense to have left well enough alone. But no. He took it right out of context and made it sound like every other vaguely-countrified American ballad - affected, morbid and consequently boring. He almost lost the melody.

The Dillards do it like it must be done - with reverence. It's a classic love song and one of Hardin's best - one of the best from the last decade.

They get to do a couple of other cuts much the same - as good as, if not better than the versions you've been living with for all these years. There's the Lennon/McCartney "I've Just Seen A Face" and two more well worn traditional, "She Sang Hymns Out Of Tune" and "Single Saddle". Everybody's ripped off their arrangement to the Beatle tune so you've probably heard it already without knowing. It's simply breathtaking - 1.55 minutes of furious bluegrass; harmonies weaving and hovering and soaring. Even the Beatles don't match it. They don't even come close.

The other two aren't bad either; Roy Rogers (*the* Roy Rogers) used to sing "Single Saddle" in one of his late forties' Mexican-border-down-Rio-way Westerns. I think it's sort of like his theme song. "She Sang Hymns Out Of Tune" is one of those old, old pieces that somehow developed into a classic; every obscure and not-so-obscure mix-sixties' folkie has had a go at it with varying degrees of success - most of them awful. Nilsson tried his hand too, regrettably.

Everybody tried to make it into something akin to "Mr. Bojangles" - soulful sweet with voices heartfelt, straining and genuine. The trouble is that it's not that kind of song. As with everything the Dillards do, they understand it intuitively and ultimately. The lyrics go something like this: "She sang hymns out of tune/and carried a yellow balloon/Traded her love for a Spanish dubloon/And talked to the people/the people who are..." It's kind of spiritual and kind of not - sweet and bitter and whimsical. That's the way it should be done - the way the Dillards do it like a small, involving character sketch.



*Jack Stein*

**"MR HI-FI"**

presents his

# april special



**EXPO INTERNATIONAL P/L**



EXPO 3300 S.E.A. AMPLIFIER — 40 W  
Stereo R.M.S. Frequency response —  
20-60 KHz; 5 Different Tone Controls;  
Loudness Control; Headphone Jack; 5"  
x 14 $\frac{3}{4}$ " x 10 $\frac{3}{4}$ "

*MAKES EVEN THE CHEAPEST SYSTEM SOUND GOOD*

**SPECIAL OF THE MONTH**

**SUGGESTED LIST PRICE \$199.00**

**MR. HI-FI SPECIAL PRICE**

**\$139.00**

# Jack Stein Audio

275 CLARENCE STREET, SYDNEY TELEPHONE 29-6315

*You will enjoy a comprehensive selection of audio equipment, personal service, outstanding values and special deals from Mr. Hi-Fi. Mail orders accepted — other specials available.*

"Little Pete" and "Don't You Cry" are really swift, up-tempo tracks — the faster and higher they fly, the more poignant, nagging is the image and attachment. And good music can always be assessed on the depth of the attachments — what you feel is what the song is about. Both songs simply possess you:

Little Pete was just a kid  
who lived around the corner of the  
street.

Levi jeans and jelly beans and a great  
big smile

for everyone he'd meet.

He read comic books  
and distant longing looks  
they'd pay him when they passed.

They always looked so peaceful  
so they'd ask.

We'd tell them

try to see the things that children  
see —

an unsophisticated life's a great  
philosophy . . .

That's basically the concept behind the music — all their music. The Dillards flawlessly blend gospel and soul. They tell stories, little fables on life, incorporating all the things which matter — all the things which make it easier to touch people. Exultation. Exaltation.

"Listen To The Sound" and "Lemon Chimes" are two of the best songs on the album because they touch the deepest — sure and clear; total. The voices cry out at you — the singer is crying. That's another way how you can tell if it's good country. That singer has got to cry. And hard. And long.

"Bending The Strings" is a bluegrass instrumental. It's the type of cut that the Byrds tried with "Nashville West" and "Bristol Steam Convention Blues". Poco tried it on "Grand Junction", Dylan tried it on "Nashville Skyline Rag" and the Berritos did it with "Orange Blossom Special". All are good — "Bending The Strings" is just slightly better, more convincing.

"Wheatstraw Suite" is as the title implies — sort of like a suite. It touches the prairies, travels high into the mountains and gets down onto the plains. It meets people and sings about places, describing events, depicting the way people think and react and feel. It's like a cross country adventure avoiding the main roads, hitching instead of driving, sleeping out beneath the stars.

Quite simply, "Wheatstraw Suite" is one of the most amazing and beautiful albums I've ever heard. You may quote me.

**"IN SEARCH OF AMELIA EARHART" —**  
Plainsong. W.E.A. Stereo. EKS. 75044.

Basically, Plainsong is episode four in the continuing saga of Ian Matthews — one of England's finest and most underrated singer/songwriters. First it was Fairport Convention for two and a half increasingly successful years, thence Matthews' Southern Comfort through three excellent albums and a monster hit in "Woodstock". That "Woodstock". Two solo albums followed — both of which sank without a trace; both of which were really good. He sort of had a hit

with his revival of the old Phil Spector/Crystals' "Da Do Ron Ron" — a wee bit strange with Ian crooning 'I met him on a Sunday and his name was Bill.' Fine.

Anyway, with all this behind him, he went on to form Plainsong — a band that's supposed to be Matthews' Southern Comfort volume two minus all those temperament clashes which split the original.

Needless to say, Plainsong is a wonderful group — much more capable and sympathetic than his previous outfits. Matthews gets to do things his way; Matthews needs to do things his way. The reason Plainsong will probably stick it out is because the other three realise where Southern Comfort went wrong. It's all got to do with a thing called 'creative ego'.

As can be expected with anything Matthews gets to do, the music remains much the same — better and more mellow with each consecutive disc; each consecutive band. But basically the same. Ian's songs seem to command especially well with Plainsong — something they never achieved before except on the first solo album, "If You Saw Thro' My Eyes".

"In Search Of Amelia Earhart" continues where the last Matthews' Southern Comfort album, "Later That Same Year", left off. It's country and it's folk and it's all those blends in between. Plainsong makes it sound a whole lot more interesting and apparent than did the last group, particularly with ballads. That's really important because most of Matthews' songs are low-key and slow: Southern Comfort always used to come across anaemic when they'd do anything outside a light jig. I guess that would've made it tough on Ian.

Plainsong are far superior to Southern Comfort purely because they're more relaxed. They've got greater feel — a warmth and sense of authority that Matthews needs; something he didn't find in the old band. His songs seem to have more substance — depth and colour; the melodies are stronger and the arrangements less vague. His new group knows how to enhance the subtlety of his material, balancing Matthews' constant understatement with a developed sense of melody. They draw his music right out into the open where it belongs. They're more versatile too — which helps.

As a band, they've got taste. Knowing full well that Matthews has got one of the most distinctive and unaffected voices in British rock, they've placed him right out in front of everything, only occasionally bringing back-up harmonies into the picture. But even then, it's short and sharp, just for the sake of a quick change. That's one of the major reasons why Southern Comfort never really sounded the way everybody thought they should: there were too many lead singers none of whom had the chance to establish his own character. Not so Plainsong.

"For The Second Time", "Side Roads", "Call The Tune" and the narrative "True Story Of Amelia Earhart", four of the five Matthews credits, are among the best he's written to date. And that's really saying something for those who aren't familiar with the fine work he's done in the past. The fifth cut, "Even The Guiding Light" sounds a bit like Lindisfarne circa "Nicely Out Of Tune"; it's still good though.

(Continued overleaf)

## HAM RADIO SUPPLIERS

MAIL ORDER SPECIALISTS

323 Elizabeth Street Melbourne  
(2 doors from Little Lonsdale Street)

### SECURITY AND BURGLAR ALARM PRODUCTS

#### LOCAL ALARM UNIT

Once an alarm condition has been detected by ultrasonic unit, radar, infra-red beam, pressure mats, magnetic reed switches, foil tape, etc., the unit takes over. The unit holds the system in alarm condition until manually reset, or if a timer is used, until the time period has elapsed. The unit is designed to operate noise makers or mechanical bells up to 1 amp. capacity.

#### FEATURES INCLUDE

- Push-button test facility.
- Extremely low current drain (2mA).
- Inbuilt key switch.
- Tamper proof housing.
- All metal case.

PRICE: \$22.50

Economy local alarm module, similar to above \$11.50

#### DOORWAY ALARM UNIT

An electronic eye used to safeguard stock and prevent pilfering, the unit also provides a useful customer service. Installation is made easy with all necessary hardware included in the kit, along with easy-to-read instruction sheet.

#### FEATURES —

- 25ft. range.
- S.E.C. approved.
- No moving parts.
- Will operate relay, bell or chime.

PRICE: \$37.00

#### AUDIBLE DETERRENT MODULES

A choice of four completely different noises to deter any intruder. One module will operate up to three reflex horn speakers (type RH5), producing a loud irritating, but effective, audible deterrent.

#### FEATURES —

- 12V DC operation.
- Reverse voltage protection.
- No moving parts.
- Low current drain.

#### FOUR TYPES —

SIREN \$17                      YIP \$17  
WARBLER \$17                  WHIP \$17  
5" reflex horn speaker to use with above modules.  
5 watt 8 ohm. \$11.75

#### ULTRASONIC MOVEMENT DETECTOR

High frequency sound waves, well beyond the range of human hearing, are transmitted by the unit to protect an area of 400 sq. ft. The reflected signal received by the detector is the same frequency as that transmitted. Once movement occurs, the reflected signal will change. This is known as the doppler effect. The ultrasonic detector features a proven control circuit, which discriminates between slight atmospheric changes and intruder movement.

#### OTHER FEATURES —

- Draft rejection filters.
- Adjustable sensitivity and range.
- Compact size 8¼" x 2½" x 2".
- Tamper-proof housing.
- 12V DC operation.
- Wooden housing available.

#### TWO MODELS —

Master unit \$133.50  
Slave to Master unit \$131.50

#### ALSO AVAILABLE

- Magnetic reed switch. Available in grey, brown and white \_\_\_\_\_ \$1.75
- Key switch (for internal use) \_\_\_\_\_ \$3.90
- Aluminium foil tape, self adhesive—for window security: 36 yd. roll \_\_\_\_\_ \$2.20
- Terminal blocks for self adhesive tape, ea. 20 \_\_\_\_\_ \$2.50
- Delay entry/exit module for N/O and N/C detecting devices. Low current drain \_\_\_\_\_ \$22.50
- Time out modules. Resets after 1-25 minutes. Adjustable \_\_\_\_\_ \$19.25
- Pressure mat (22" x 32") for use under carpets—ultra thin \_\_\_\_\_ \$10.00
- Modulated infra-red (blacklight) unit. 300ft. range 12V DC operation. Extremely reliable. \$118.00

#### POWER PACK

The most important item in any security system is the power supply. The power supply is designed to laboratory specifications to supply a constant output of 13.2V DC. The current is automatically limited to 1 amp., even in the event of a short circuit across the output terminals. Should mains power fail, the unit switches to standby batteries (wet cell or dry), without interruption to equipment.

#### FEATURES —

- Rejects mains spikes—the cause of many false alarms.
  - 0.5mV. ripple.
  - 0.2% load regulation.
  - Fully fused.
- PRICE \$35.50

**7 Months  
professional  
training  
in  
Computer  
Electronics  
and  
Technology  
by the Education  
Division of one of the  
world's leading  
Computer  
Manufacturers  
\* \* \* \*  
Diploma Course  
commences  
7th August, 1973  
1.00 pm to 6.00 pm  
5 days a week for  
7 months  
\* \* \* \***

Due to the growth of the Computer Industry there will be a continuing need for professionally trained computer Specialists. Control Data's professional training with student "hands on" experience on a Computer System aims to produce Computer Specialists competent to enter the Computer Industry. Through our effective employment service, Control Data graduates find these career opportunities.

**CONTROL DATA** 283 Alfred Street,  
AUSTRALIA PTY LIMITED NORTH SYDNEY 2060

SEND FOR INFORMATION

Mr. ....  
of .....  
Post Code ..... Age .....  
Educational Standard .....

ET APRIL

**POP**

The rest of the songs are a mixture of traditionals and contemporary standards — Paul Siebel's "Louise", a lilting "I'll Fly Away" and "Yo Yo Man" plus Judy Henske's "Raider". There's a couple more that are just as good, but you can hear them for yourself.

"In Search Of Amelia Earhart" is possibly the most satisfying album since "If You Saw Thro' My Eyes" because it's complete. Matthews worked on detail — each song is different in style from all the rest; each arrangement and each melody realises its full potential. In short, there's not one song less than fine.

Perhaps Plainsong will be the band that'll win Matthews the recognition he so thoroughly deserves. It should've happened earlier because what he's got has been refined into something very much his own; it's rare that you find a musician so knowledgeable, so well versed in the traditions behind both English folk and the American equivalent.

You should hear Ian Matthews.

**"CAPTAIN BEYOND" — Captain Beyond.  
W.E.A. Stereo. BS. 2078.**

Captain Beyond don't sound bad — just old. They're playing high energy rock 'n' roll the way it was back in '68-'70 with a bevy of groups the likes of Fat Matress, the original Deep Purple circa "Kentucky Woman" and, to an extent, the earliest Mountain around the time of "Climbing" — their first album as a bona fide band.

With backgrounds in Iron Butterfly, Deep Purple and one of the thousands of bands that Johnny Winter sort of had together for a time, Captain Beyond carries on in the finest rock furioso tradition. Basically, what it all means is fast playing, loud playing and lots of sweat, brimstone, hellfire, seemingly portentous lyrics and overly-long flashbacks of double guitar psychedelia. Riff madness. As I said before, it's not bad — just old.

If Captain Beyond had got themselves together maybe a year or so earlier, what they're doing could've been really effective. As it is, it's interesting — kind of — but rather predictable. Yes, rather.

As a group, they play just fine. It's obvious that they're good musicians — inventive, exciting and fully in command. It really is a shame that they have to paraphrase a style that has been done to death. Heavy rock still evokes the odd shiver of recognition a la Black Sabbath, but that's more from nostalgia than anything else.

"Captain Beyond", the group's first album, does have its merits; though they're not to be found in the actual songs. Larry Reinhardt is a fine guitarist — virtuoso Clapton/Cream style flying in and out and round about, making each cut much more potent than the melody would have you believe; Lee Dorman and Bobby Caldwell make a great rhythm section, pulsating ever onwards in the chunka-chunka-crash-chunka vein. Vocalist Rod Evans hasn't improved that much since he sang Deep Purple's "Hush"/"Kentucky Woman" but, at least, he's louder. He screams longer too.

Sometimes it sounds really pretentious just like the old Iron Butterfly with lyrics all to do with tomorrow's yesterday or today's

tomorrow or dancing ever backward into yesterday's dream. You know what I mean — that type of thing we've heard from everybody who outlived the original summer of peace and hidden meaningfulness. Right. Now hands up all those who really thought that "In-A-Gadda-Da-Vida" was letting you into something that you didn't know about already. Ah-ha! Caught you!

Musically, it's good — dated but good. Captain Beyond needs an idea-man to get them a more valid direction and/or identity. I'll wait ...

**"DAVID ELLIOT" — David Elliot, W.E.A.  
Stereo. SD. 7222.**

Almost everything on Elliot's first album is really ordinary. But it still grows on you — sort of. He's not at all original and his songs are just plain and he can't sing for nuts and even when he sounds passable, it's because he's ripping off (a) Elton John, (b) the Bee Gees, and (c) Steve Miller. But, for what it's worth, it still hangs in there and tries to get you hummin'.

As a songwriter, Elliot has no style or personality outside of what he's pinched from the three mentioned above. What he does is enjoyable, not because he himself offers much, but because he can rely on a whole slew of back-up musicians to slap it into shape. His album makes it as much as it can on the ideas of people like Caleb Quaye, B. J. Cole and Roy Temro from the now defunct Hookfoot; Albert Lee from Heads, Hands & Feet; Francis Monkman late of Curved Air; Dave Mattacks from Fairport Convention; Dee Murray and Nigel Olsson from Elton John's band and guitarists Mick Grabham and Tim Renwick. All Elliot seems to do is sing and strum a bit — both of which you could live without.

It's a fairly disorganized album with a character that's thread-bare at the best of times. Side one is devoted to the funkier (faster) things — none of which, excepting "Kid's Stuff", gets off the ground for more than a couple of riffs. The reason this song in particular makes it better than anything else is because Albert Lee plays such a scorching guitar that not even the tired melody gets to screw it up. All he does is rattle off a whole lot of the licks that Clarence White innovated into rock 'n' roll through the last four Byrds albums — kind of electronic Nashville with a pick.

"You Better Move" isn't bad either, it's just that it's built around one of those standard riffs — the type of thing you've heard everywhere else from anybody. And better.

Side two is the big ballad spectacular, starting off with "Dary Mary" — the Steve Miller song, partially re-written in the verse, a couple of extra notes in the chorus. The lyrics are all different too. So is the vocal line. It's still the Steve Miller Band song because that's where all the ideas were taken from.

All the other tracks on the ballad side are fair — easily and instantly forgotten. The only cut that really soars is "Open The Door" — the Elton John/Bee Gees take. It's good because the style is good. Elliot must have sat down and listened real hard to "Madman Across The Water" and then, feeling sufficiently inspired, skipped off a composite with all the same nuances, subtleties, moods retained intact from the original. At least, he can rip off well.

Elliot is dull. "David Elliott" just doesn't.



### SONATA

All silicone solid-state Hi Fi Stereo Amplifier Model NS-1600D

10 watts R.M.S. per channel. Each channel has separate bass/Treble controls.

Inputs for magnetic or ceramic cartridge, crystal mic., radio, tape - tapeout stereo headphones, 8-16 ohms. Instruction booklet, circuit supplied. Timber cabinet. Dimensions: 14 1/2" x 8" x 4". Price \$67.50. Pack & Post \$1.50. Interstate \$2.50.



### NEW MAGNAVOX 8-30 SPEAKER SYSTEM

1.6 c.ft. 8 ohms and 15 ohms. Oiled Teak Veneer.

Complete, ready for use ..... \$59.00  
8-30 Speaker Only ..... \$16.50 ea  
3TC Tweeter Only ..... \$3.40 ea  
Phillips 1" Dome Tweeter  
per pair ..... \$20.00  
Fully Built Cabinet ..... \$32.00 ea  
Cabinet Kit ..... \$22.00 ea

The 1.6 cu.ft. Cabinet can be supplied with a Baffle Board pre-cut to suit your Speakers. Some of the other combinations available are 12" + 6" + Tweeter - 10" + Mid + Tweeter - 2 x 6" Tweeter, etc.

### STEREO RECORD CHANGER C141 - C142 - C142-A3

Current models, 4 speeds, automatic or manual operation. Deluxe model with 12in turntable. Cueing device, Ceramic cartridge, Diamond Stylus ..... \$40.00  
Deluxe model as above with - adjustable counter balance, 2 spindles, calibrated stylus pressure control added .. \$46.50  
Deluxe model as above with 12in. Diecast Heavyweight Turntable, 4-pole Shielded motor. Suitable for magnetic cartridge ..... \$56.50.



Model C142 and C142-A3 can be supplied with Magnetic Cartridge and Diamond Stylus at \$10.00 extra.

### MAGNAVOX WIDE RANGE FREQUENCY RESPONSE TWIN CONE SPEAKERS, 8 or 16 ohms. 30 - 16000 Hz.

6WR Mk.V 12 watts RMS \$ 9.90  
8WR Mk.V 16 watts RMS \$10.75  
10WR Mk. IV 16 watts RMS \$11.50  
12WR Mk. IV 16 watts RMS \$12.50  
Pack & Post 65c. Send S.A.E. for Data Sheet.

### ROTATING DISTRESS EMERGENCY BEAM

Fire Brigades and Rescue squads use them. So do Car, Truck and Boat owners who value their safety. At home on party nights, have a light show. Red, Blue, Amber - visibility 1/2 mile. 12v D.C. 1 amp operation, waterproof. Complete with heavy duty suction cap. Size 3 1/2" dia. x 5 1/2". \$5.75. Pack and post 35.



### MOUNTING PLATFORMS

Pre-cut to suit the above changers and BSR player or blank. 18 1/2" x 15" x 3 1/2" teak. \$9.00. P.P. 75c.

### STEREO RECORD PLAYER



240V AC operation. Chromed tubular metal 9" tone arm with adjustable counter balance and nest - ceramic cartridge, sapphire stylus, 4-speed motor and 6 1/4" metal turntable with mat. \$7.90 - post 50c.

### GARRARD STEREO TURNTABLES

Zero 100 ..... \$177.80 less cartridge  
SL 72B ..... \$97.00 less cartridge  
SP 25 MK III ..... \$55.80 less cartridge  
Base and Cover for all the above units ..... \$23.80  
Send S.A.E. for technical specification

### PERSPEX COVERS

Fully moulded smoke tinted. 17 1/2" x 13 1/2" x 4 1/2". \$9.00. P.P. 60c.

### BSR-810 TRANSCRIPTION TURNTABLE

\$137.95  
less cartridge

### SOLDERING IRON

Lightweight - 2 1/2 ozs. 240V A.C. Operation. Heating time 1.8 secs. 30 watts. \$7.50 - pp 35c.

### DUAL STEREO TURNTABLES

model 1214 ..... \$88.00 less cartridge  
model 1216 ..... \$110.00 less cartridge  
model 1218 ..... \$140.00 less cartridge  
Bass and Cover for all models ..... \$29.00  
Send S.A.E. for technical specifications.

### PANEL METERS



Type Size Barrel Dia.	MRA-38 1 1/4" sq. 1 1/2"	MRA-45 2" sq. 1 3/4"	MRA-52 2 1/2" sq. 2"	MRA-70 3 1/4" sq. 2 1/2"	MRA-85 4 1/4" sq. 2 3/4"
50uA	\$5.75	\$6.40	\$7.00	\$8.15	\$10.25
100uA	5.45	5.80	6.40	7.65	9.60
500uA	4.60	4.85	5.50	6.65	8.50
1mA	3.95	4.45	5.00	6.40	8.00
10mA	3.65	4.25	4.85	5.80	7.65
50mA	3.65	4.25	4.85	5.80	7.65
100mA	3.65	4.25	4.85	5.80	7.65
500mA	3.65	4.25	4.85	5.80	7.65
1mA'S'	4.25	4.65	5.25	6.40	9.50
V.U.	4.50	5.25	5.60	6.65	8.50
15V DC	4.40	4.85	5.35	6.40	8.50
500V DC	4.40	4.85	5.35	6.40	8.50
300VAC	4.75	5.25	5.80	6.65	8.50
1 Amp. DC	4.40	4.85	5.35	6.40	8.50
10 Amp. DC	4.40	4.85	5.35	6.40	8.50

### MOVING MAGNETIC STEREO CARTRIDGE

#### SPECIFICATIONS

Frequency Response: 15Hz ~25,000Hz.  
Output Voltage: 5mv. 1,000Hz/5cm/sec.  
Channel Balance: Within 1.5db at 1,000Hz.  
Channel Separation: (Minimum 20db at 1,000Hz.  
Tracking Force: 1 -2.5 grams.  
Stylus: Diamond.  
Vertical Tracking Angle: 15 Degree  
Weight: 5 grams.  
Mounting: 1/2"  
**\$9.60**

# INPUT GATE

LETTERS  
FROM  
OUR READERS

## SCIENTIFIC IRRESPONSIBILITY

I found your editorial concerning Project Sanguine (ETI March 1973) very interesting, but I think you should remember that it is politicians not scientists who pervert science for military ends. The task of a scientist is to seek truths — it is not for him to determine or control the uses of his discoveries.

TB. Canberra ACT.

*\* Then it is about time that scientists woke up to themselves and realized that they are part of the human race. The old catch cry that scientists discover truths and politicians distort them is a gross distortion of reality.*

*Consider these facts — which we can fully document — and then read our correspondent's letter again.*

*Sean McBride, Chairman of Amnesty International — following a year long investigation into the use of torture by government agencies — said, "governments have submitted torture to intellectual analysis and produced progressively more sophisticated methods that make the medieval rack and thumbscrew look like childrens' toys. Science, medicine and technology have combined in the service of government to liquidate dissent by destroying personality".*

*George Pinet, a lawyer who was in Brazil last year wrote, "Scientific*

*research has made it possible to identify the maximum suffering that the various systems of the body can endure without resulting in death".*

*At a recent Science Fair in the USA, a youth showed a series of experiments involving surgical operations on pregnant guinea pigs. Alone he removed the womb of a donor animal and made twelve attempts to implant fertile eggs into the wombs of other animals. The youth stated that he had no previous knowledge of surgical or anaesthetic techniques — nor had he even previously seen the internal organs of such animals. This appalling disregard for animal suffering was rewarded by First Prize.*

*An elite group of some three dozen top US physicists — many of them Nobel Prize winners — attached to the Institute of Defense Analyses, devised the 'electronic battlefield' in Vietnam. Here, unidentified targets were shelled and bombed purely on the indications of acoustic and seismic sensors. If it moved — then it was killed — whether soldier — woman, child or animal. These scientists changed the concept of warfare from a method of obtaining military objectives in a humane a method as possible — to one of killing as many of the enemy as possible.*

*The US Navy — at its base in San Diego, implant electrodes into the pleasure and pain centres of dolphins' brains to teach them to swim into the*

*vicinity of submarines to provide false acoustic targets — (and are thus killed)*

*In Vietnam, behavioural scientists have trained this most peaceful of animals to seek out, and spear to death, suspected saboteurs.*

*At Cambridge (UK) a team of scientists is studying deep diving physiology of dolphins. This work is partially funded by the US military who are researching the ability of deep seals and dolphins to carry weapons.*

*The father of dolphin study, Dr. John Lilley is so disgusted by the research of his fellow scientists that he has abandoned all further work in this field.*


*Scientists discovering truths? Collynn Rivers — Editorial Director.*

## BWD OSCILLOSCOPE

Please accept our thanks for the product test you recently carried out on our Model bwd 509B Oscilloscope. We wish to commend your magazine for the interest it takes in equipment of Australian manufacture. From the comments we have received it is obvious that your articles are widely read and respected, and considered authoritative both by manufacturers and users of electronic equipment.

Yours faithfully,  
B.W.D. ELECTRONICS PTY. LTD.  
L.R. RIGGALL  
International Marketing Manager

## INTRODUCTION OF 2 METRE CONVERTOR KIT



Frequency Range: 144 to 146 MHz or 146 to 148 MHz.  
IF Frequency: 28 to 30 MHz (others on request).  
Sensitivity: .1  $\mu$ V for 12dB S/N.  
Noise Figure: 2dB Typical.  
Power Supply: 10 to 16V D.C.  
2 RF Stages (TIS 88) in grounded gate configuration, neutralization unnecessary, Mixer MPF 121, Oscillator 2N3819.  
Double sided PC Board ground plane construction. All parts Mil. Spec.  
Price of complete kit with all parts and instructions, less crystal: \$17.75; Assembled, \$23.50; Crystal, \$6.50.

### INTEGRATED CIRCUITS

SN 7400 Gate .....	.75c
SN 7410 Gate .....	.75c
SN 7430 Gate .....	.75c
SN 7441 Dec. Driver .....	\$2.50
SN 7447 7 seg. Dec. Driver .....	\$2.60
SN 7475 Latch .....	\$1.80
SN 7473 Dual F/F .....	\$1.75
SN 7490 Decade Counter .....	\$1.80
SN 7492 $\div$ 12 Counter .....	\$1.80
LM 380 2W IC Ampl. chip .....	\$2.85

by **YUNKER ELECTRONICS**

Dual in Line 7 seg. read out Minitron 3015-F \$3.75

5W Audio Ampl. Module Ideal for car or stereo Del. 5 Watts of Audio off 12V rail \$8.90

For mail add 25c Interstate; add 15c Victoria

**ALL PRICES TAX INCLUSIVE**  
— ALL PRICES are subject to change without notice

## YUNKER ELECTRONICS PTY. LTD

757 GLENFERRIE ROAD, HAWTHORN 3122



# HIGH FIDELITY LOUDSPEAKERS

by *Richard Allan*  
YORKS ENGLAND

CONSERVATIVELY RATED, in the best British tradition, Richard Allan loudspeakers incorporate massive ceramic magnets, long voice coil assemblies and a corrugated cambric suspension that ensures linear performance at high power. Magnetic flux is unusually high, being 105,000 maxwells for the 10in units, 186,000 maxwells for the 12in Super models and 220,000 maxwells for the 15in bass speaker... you'll be agreeably impressed with their outstanding performance.

## SPECIFICATIONS

Size	Type	Function	Freq. Range (Hz.)	Power Watts rms *	Flux Density (Gauss)	Total Flux (Maxwells)	Baffle Hole Dia. in. (mm)	Fixing cts. (p.c.d.) in. (mm)	Overall Depth in. (mm)
15" 2" pole (53mm) 25Hz.	CG15	Bass	20/5,000	25	17,000	220,000	13 3/4 (350)	14 1/2 (370)	6 1/2 (159)
<b>HEAVY DUTY</b> 2" POLE 15" (53mm) (381mm)	CG15HD	Guitar	60/4,000	37	17,000	220,000	13 3/4 (350)	14 1/2 (370)	6 1/2 (159)
70-80 HZ 8 ohm 12" (305mm)	CG12HD super	Guitar	60/5,000	30	14,000	186,000	10 3/4 (273)	11 1/2 (294)	4 1/2 (114)
2" pole (53mm) 12"	CG12 Super	Bass	25/5,000	25	14,000	186,000			4 1/2 (114)
1 1/2" Pole (38 mm) 30Hz. 8 ohm (305 mm)	CG12	Bass/Mid.	25/9,000	20	14,000	105,000	10 3/4 (273)	11 1/2 (294)	4 1/2 (114)
	CG12T	Full	25/15,000						
1 1/2" Pole (38 mm) 45 Hz. 8 ohm (254 mm)	CG10	Bass/Mid.	40/10,000	20	14,000	105,000	9 1/2 (232)	9 1/2 (245)	3 1/2 (92)
	CG10T	Full	40/15,000						
1" Pole (25.4 mm) 55Hz. 8 ohm (203 mm)	CG8	Bass/Mid.	45/10,000	12	14,000	56,000			3 1/2 (92)
	CG8T	Full	45/17,000				7 (178)	7 1/2 (194)	
	CB8	Bass/Mid.	45/10,000	10	12,000	48,000			3 1/2 (92)
	CB8T	Full	45/15,000						
8" 1" Pole 8 ohm	CF8	Bass/Mid.	20/8,000	12	14,000	56,000	7 (178)	7 1/2 (194)	4" (107)
4" 1/2" Pole (14.3mm) 8 ohm (107 mm)	CB4	Treble	2,500	SYSTEMS UP TO 25 WATTS	10,000	15,000			1 1/2 (48)
	460TC		17,000		6,000	9,000	3 1/2 (92)	4 3/4 (121)	2 1/2 (64)
<b>CROSSOVER NETWORKS</b>	CN1284	3-way constant resistance, 1/2 section, crossover frequencies 1100 Hz, and 5,000 Hz.							
	CN104	2-way constant resistance, 1/2 section, crossover frequencies 5,000 Hz.							
	CN54	2-way constant resistance, 1/4 section, crossover frequencies 5,000 Hz.							


\* THESE RATINGS APPLY ONLY WHEN USED IN RECOMMENDED ENCLOSURES

Sole Australian Agents


*Radio Parts*  
GROUP

Registered Office: 562 Spencer Street, West Melbourne, 3003. Phone 30-1251 (7 lines) 329-7888 (7 lines) Phone Orders 30-2224.  
Southern Depot: 1103 Dandenong Rd., East Malvern. Phone 211-8122.  
City Depot: 157 Elizabeth St., Melbourne. Phone 67-3263.  
Postal Address: P.O. Box 124 Nth. Melbourne, 3051. Telegrams: "SWANRAD" Melbourne. Telex: 32980.  
Adelaide Distributor: CHALLENGE HI-FI STEREO, 6 Gays Arcade.


# Three Kings



**MONARCH SA 800** (80 watts RMS)  
Recommended retail price \$240



**MONARCH SA 5001** (60 watts RMS)  
Recommended retail price \$189



**MONARCH SA 600** (34 watts RMS)  
Recommended retail price \$139

Three amplifiers that stand head and shoulders above the rest. Because in the ratio of Power-to-Performance-to-Cash each Monarch amplifier gives more power, more performance for less money than any other amp in its class. No wonder Monarch is king as Australia's largest selling amplifier.

And now Monarch offers a choice of sound and power to suit *every* need with the introduction of the biggest, most advanced Monarch or all. The SA 800. 150 watts of total music power

(80 watts RMS at 8 ohms). Im distortion of less than 0.4% at full output. Three stage direct coupled circuitry using the latest monolithic IC's for wide dynamic range, low noise and highly stabilised performance. And every other facility you could possibly need: Low and high filters; tape monitor; microphone input, and a unique microphone mixing circuit.

Try out Monarch for yourself at your nearest dealer. You'll agree, Monarch does more things better than other amplifiers costing \$100 more!

## Monarch

AUSTRALIAN DISTRIBUTORS


## WEDDERSPOON

W. C. WEDDERSPOON PTY LTD

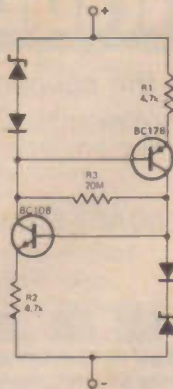
193 Clarence Street Sydney 29 6681

AVAILABLE FROM REPUTABLE HI FI DEALERS EVERYWHERE

WM 1171



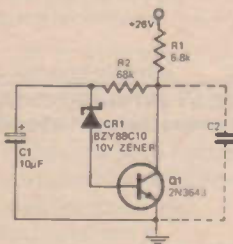
**CONSTANT CURRENT SOURCE**



This unique two terminal circuit can be used to define a constant current in the same manner as a Zener diode may be used to define a constant voltage.

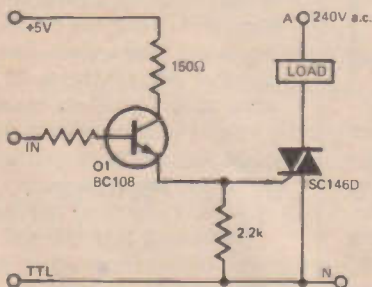
The values of R1 and R2 shown are for a current of 1mA. Maximum applied voltage with transistors shown should be limited to 50 volts. Minimum should be at least 8 volts.

**NOISE GENERATOR**



In this circuit the Zener diode, as well as providing a source of noise, stabilizes the amplifier transistor collector operating point. The gain of the transistor is about 75 and the noise output of the circuit is about 15 volts. Capacitor C2 may be added to filter out high frequency noise — in which case the output drops. For example with C2=0.1µF, the output falls to 0.5 volt.

**TTL-MAINS INTERFACE**




Here is a useful circuit for driven mains operated devices direct from TTL logic circuits. Although it works well, it has the inconvenience that the neutral line is connected to circuit ground.

For inputs other than TTL levels a 10k series resistor may need to be connected between Q1 base and ground to reduce leakage.

Approximately 1mA at 1.4 volts is required to switch Q1 on. If driving from a low impedance, some means of current limiting will also be required.

Submitted by L.W. Brown, Burwood, Victoria.



THE COMPANIES LISTED ON THIS PAGE STOCK KITS AND/OR PARTS FOR ETI PROJECTS. THEY DO THEIR BEST TO HAVE ALL PARTS AVAILABLE AS SOON AS POSSIBLE AFTER PUBLICATION. HOWEVER IT MUST BE APPRECIATED THAT DUE TO THE VAGARIES IN SUPPLY AND DEMAND THERE MAY BE OCCASIONS WHEN A PARTICULAR PART OR KIT CANNOT BE SUPPLIED DIRECTLY FROM STOCK, WE WILL EXTEND THIS SERVICE TO COVER ALL STATES AND NEW ZEALAND AS SOON AS POSSIBLE.

**NEW SOUTH WALES**

**A.C.E. RADIO:** 136 Victoria Road, Marrickville, 2204. Telephone 51-7008.

**JAYCAR PTY. LTD.:** 405 Sussex Street, Sydney, 2000. Telephone 211-5077.

**EDGE ELECTRIX:** 25a Burwood Road, Burwood, 2134. Telephone 747-2931.

**DICK SMITH (WHOLESALE) PTY. LTD.:** 160 Pacific Highway, Gore Hill, NSW, 2065. Telephone 439-5344.

**KITSETS AUSTRALIA:** Suite 2, 21 Oakes Avenue, Dee Why, 2099. Telephone 982-5571. 400 Kent St., Sydney. Telephone 29-1005.

**NATIONAL RADIO SUPPLIES:** 332 Parramatta Road, Stanmore, 2048. Telephone 56-7398.

**RADIO DESPATCH SERVICE:** 869 George

Street, Sydney, 2000. Telephone 211-0191.

**VICTORIA**

**E.D. & E:** 232 Flinders Lane, Melbourne, 3000. Telephone 63-3596.

**J.H. MAGRATH & CO:** 208 Little Lonsdale Street, Melbourne, 3000. Telephone 663-3731.

**KITSETS AUSTRALIA:** 271 Bridge Road, Richmond. Telephone 42-4651.

**QUEENSLAND**

**KITSETS AUSTRALIA:** 293 St. Paul's Terrace, Fortitude Valley, 4006. 52-8391.

**SOUTH AUSTRALIA**

**GERARD & GOODMAN:** 192-196 Rundle Street, Adelaide, 5000. Telephone 23-2222.

**TRUSCOTT ELECTRONICS:** 62-64 Hindmarsh Square, Adelaide, 5000. Telephone 23-3024.

PRINTED CIRCUIT BOARDS FOR ALL ETI PROJECTS CAN BE OBTAINED FROM R.C.S. RADIO PTY. LTD., 651 FOREST RD. BEXLEY, NSW. 2207. TELEPHONE: 587-3491.

# READER INFORMATION SERVICE AND ADVERTISERS' INDEX

For further information on Advertisers listed below complete the coupon/s stating information required including company and position held (if relevant). Cut out the coupon and post to:—

**ELECTRONICS TODAY INTERNATIONAL, RYRIE HOUSE, 15 BOUNDARY STREET,  
RUSHCUTTERS BAY, SYDNEY, 2011.**

## ADVERTISERS' INDEX

	Page No.
A&R Sonar Group .....	.89
Ace Radio .....	.119
Alkaline Batteries Aust P/L .....	.106
Arrow Electronics P/L .....	.39,83,101
Astronics (A'asia) P/L .....	.99
Aurlema (A'asia) P/L .....	.105
Australian General Electric Ltd .....	.75
Australian Musical Industries P/L .....	.86,127
Autel Systems P/L .....	.11
Babylon Electronics Inc. ....	.44
Bleakley Gray Corporation P/L .....	.9,55,113
Carr, John & Co. P/L .....	.87
Collins Book Depot P/L .....	.39
Comtel P/L .....	.38
Control Data Aust P/L .....	.118
Convoy International .....	.52,70,110
Dick Smith Electronics P/L .....	.63
Douglas Trading .....	.7
Dynacoustics P/L .....	.10
Expo International P/L .....	.46
Goldring Engineering (A'asia) P/L .....	.25
Ham Radio Suppliers .....	.94,117
Hewlett Packard Aust P/L .....	.72
Hi-Tec Electronics .....	.126
Hoskins, M&G P/L .....	.93
Instrol HI-FI Centre .....	.56-57,14,128
International Dynamics (Agencies) P/L .....	.48,60
IRH Components P/L .....	.49,97
Jacoby Kempthorne & Co P/L .....	.26-27,62,70
Jervis Australia P/L .....	.22,84
Kimberley Sales P/L .....	.100
Kitsets (Aust) P/L .....	.103
Lafayette Electronics .....	.101
Leroya Industries P/L .....	.46,102
Magna Techtronics .....	.68
Maurice Chapman & Co P/L .....	.74
McMurdo (Aust) P/L .....	.6,47,80
Miranda Stereo & HI-FI Centre .....	.30
MSComponents .....	.42
Parameters P/L .....	.108
Phillips Industries .....	.4
Plessey Ducon P/L .....	.58,95
Plessey Rola P/L .....	.8
Pre Pak Electronics .....	.34-35
Portector Alarm Systems .....	.94
Radio Parts Group .....	.121
Ralmar Agencies P/L .....	.50
Richard Foot (Aust) P/L .....	.100
Rose Music P/L .....	.33
Schlumberger Instrumentation .....	.77
Scientific Electronics P/L .....	.106
Sonab of Sweden P/L .....	.14,15
STA Electronics P/L .....	.108
Stotts Technical Correspondence College .....	.61
Sulco P/L .....	.80
Tecnico Electronics .....	.108
Teknis P/L .....	.110
United Trade Sales P/L .....	.101
WC Wedderspoon P/L .....	.12,67,76,122
Weston Electronics Co. ....	.110
Yunker Electronics .....	.120
Zephyr Products P/L .....	.77

Four reply coupons are provided here for your convenience. Please list only ONE advertiser and ONE product on each coupon. If you require information on more than four individual products, make as many copies of the coupons as you like (preferably typed)—again using one coupon form for each product.

	<b>Send to:</b>	ELECTRONICS TODAY INTERNATIONAL, Ryrie House, 15 Boundary Street, Rushcutters Bay, Sydney, 2011.
	<b>ADVERTISER</b> .....	
	<b>PRODUCT</b> .....	
	<b>NAME</b> .....	
	<b>ADDRESS</b> .....	
		<b>POSTCODE</b> .....
	<b>COMPANY</b> .....	
	<b>POSITION</b> .....	4:73
	<b>Send to:</b>	ELECTRONICS TODAY INTERNATIONAL, Ryrie House, 15 Boundary Street, Rushcutters Bay, Sydney, 2011.
	<b>ADVERTISER</b> .....	
	<b>PRODUCT</b> .....	
	<b>NAME</b> .....	
	<b>ADDRESS</b> .....	
		<b>POSTCODE</b> .....
	<b>COMPANY</b> .....	
	<b>POSITION</b> .....	4:73
	<b>Send to:</b>	ELECTRONICS TODAY INTERNATIONAL, Ryrie House, 15 Boundary Street, Rushcutters Bay, Sydney, 2011.
	<b>ADVERTISER</b> .....	
	<b>PRODUCT</b> .....	
	<b>NAME</b> .....	
	<b>ADDRESS</b> .....	
		<b>POSTCODE</b> .....
	<b>COMPANY</b> .....	
	<b>POSITION</b> .....	4:73

# news digest

(Continued from page 14)

in a person's resistance to earth, as they quickly become moist and relatively conducting; thickness is more important than the material, as there is little difference between wool and nylon socks of the same thickness.

DSL has found that a useful indicator of the hazard from a person is the time taken for a potential on him to decay to half value. They have made a timer to measure the decay, and find that there is practically no hazard if the decay time is less than 0.1 second. The remaining contribution to insulation is the floor material. In hazardous areas such as where inflammable materials are handled, the floor should be relatively conducting. Here too a decay time of 0.1 second is a useful criterion, and this has been related to resistance for quite a wide range of floor covering materials and finishes.

Applying the same principles, DSL has been able to advise the Army of the type of finish to use in buildings where meteorological balloons are filled with hydrogen before being released. The principles could also be applied in industry where a build-up of static electricity may be a hazard.

For further information contact Mr S. A. Lott, Defence Standards Laboratories, P.O. Box 50, Ascot Vale, Vic 3032.

## NEW VOLT

Until this month, a group of standard cadmium cells at the CSIRO National Standards Laboratory gave the measure of the volt for Australia. On 1 January a method based on the peculiar quantum behaviour of electricity in a super-conducting junction (the Josephson effect) replaced the standard cells. It was apparent from work done by DSL and a few overseas standards laboratories that a slight uncontrollable drift in the voltage of the cells was taking place. Those same laboratories also demonstrated the superiority of the Josephson method. The volt is now being maintained much more precisely (to 1 part in  $10^7$ ) using the stable volt derivable from the Josephson effect.

This has been done by an agreement to assign a numerical value for the relation between electric potential (in volts) and frequency (in hertz), as

displayed by the Josephson effect.

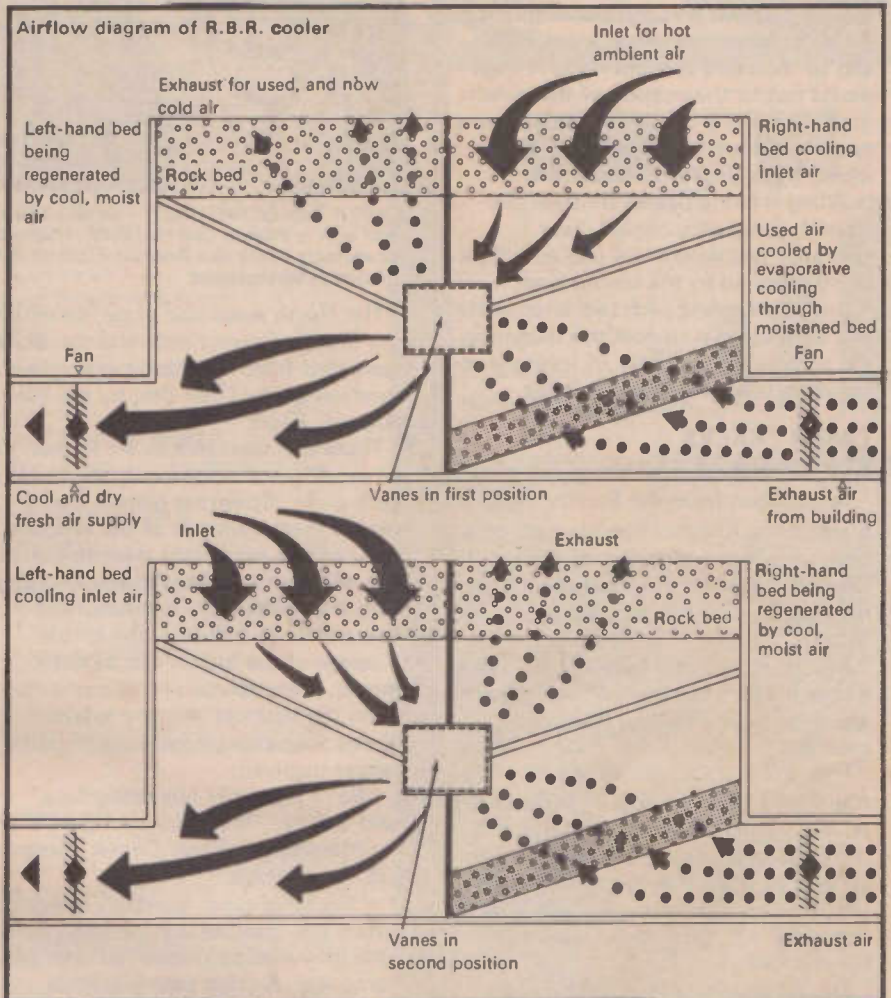
The value as adopted by the Consultative Committee on Electricity, which is associated with the International Committee of Weights and Measures, is 4.835940 by  $10^{14}$  hertz per volt.

The Josephson effect is named after B. D. Josephson who predicted it in 1962. It was soon confirmed experimentally. The effect is a peculiar

quantum phenomenon which gives precise voltage steps in a superconducting junction when it is irradiated by electromagnetic waves, such as microwaves.

The frequency of the radiation determines the size of the voltage step, so that the volt can be determined in terms of frequency, which can be measured far more accurately than any other physical quantity.

## SCHOOLS USE ROCK BED AIR CONDITIONER



Over 70 schools in South Australia have been equipped with 250 rock bed regenerative (RBR) air conditioners to provide comfortable working conditions at low cost through both summer and winter.

Some schools have been in areas with day temperatures as high as 43°C and others as low as 7°C. Nevertheless, there has been no difficulty in maintaining temperatures above 20°C in winter and below 29°C in summer. Even under extreme summer heat, the total power cost for cooling a school containing 140 pupils is as low as 60 cents per day.

Simple in operation, RBR units contain highly effective heat exchangers (rock beds) which help to isolate

the building thermally, enabling 100% fresh air to be circulated within the building with a very small increase in thermal load. The systems were designed by the CSIRO Division of Mechanical Engineering and are manufactured under licence by RBR Air Conditioning Pty Ltd in New South Wales and Geraldton Building Co. Pty Ltd. in Western Australia.

The RBR system can provide heating, cooling, or circulated air without heating. With this system, it costs virtually no more to cool than to ventilate. It operates on the indirect evaporative cooling principle. Beds of ordinary 5-mm rock screenings 3m by 5 m are used to form both the evaporative cooler and the heat

# news digest

exchanger. The cooler bed is 1.5 cm thick while the heat exchanger has two beds, used alternately, each of 13 cm thickness.

The cooler bed is wetted periodically with a water spray, and every five minutes a motor-driven vane reverses the direction of air flow through the heat exchangers. Air from inside the school is drawn through the evaporative beds, where its temperature falls and its moisture content rises. It then passes out to the outside of the building through one of the heat exchangers, cooling the bed in the process. Meanwhile, fresh air from outside the building is being passed through the second, previously cooled, heat exchange bed where it is cooled before being supplied to the schoolroom.

Thus, by cooling each bed alternately and then using it to cool the incoming air, a continuous supply of fresh air at constant temperature is available.

## LASER TRACKS SAN ANDREAS FAULT

Technicians from the Bendix Field Engineering Corporation have set up a laser tracking unit in remote Plumas County, California, to acquire movement data along the San Andreas Fault.

According to team leader Dan Taylor, a laser beam is being used because of its accuracy in pinpointing stationary satellites.

This installation, consisting of a trailer and two buildings housing computers, controls and radar equipment, is one of two stations being used. The other is at Otay Mountain outside of Chula Vista, California. A third laser installation is planned for Guaymas, Mexico this year.

The project, known as SAFE (San Andreas Fault Experiment), is attempting to measure the movement of two great plates of the earth's crust in California.



**LASER TRACKING UNIT** — Bendix Optical Technician Don Weaver stands in front of a laser unit in Plumas County, Calif., that is being used with satellites to keep track of movements in the San Andreas Fault. It is hoped the information will be useful in predicting earthquakes.

The North American plate, on which the Plumas County laser site stands, is separated from the Pacific plate, the location of the Otay site, by the San Andreas Fault.

These east-west blocks are known to be moving in a north-south direction of each other. Scientists believe that repeated measurements of the slippage will provide important information on the relative movement of the two plates.

By triangulation — measurement from two points to a third — the actual slippage of the blocks can be determined. Simultaneous measurements from the two stations to a satellite allows scientists to compute the distances involved.

"We're primarily recording data," said Taylor. "It is then sent to NASA's Goddard Space Flight Center, Greenbelt, Md. for analysis."

"Goddard sends numbers indicating where the satellite is at certain times. This information is then fed into our computer. A drive tape (satellite locator program) directs the laser beam to tiny reflectable mirrors on the satellite," he added.

"The computer on site keeps track

of the number of times the beam hits the mirrors, the amount of time lost between projections, the output of power to the laser and many more facts," said Taylor.

Jim Lacey, a NASA spokesman at Goddard, said, "When this residual data is added to the earthquake data bank at U.S. Geological Survey and Environmental Protection Administration, it will be useful in constructing a mathematical model for possibly predicting earthquake behavior."

Over a five-year span, it is hoped enough information can be gathered to determine the overall movement of the San Andreas Fault.

## PARLIAMENT OPENS

"All members of Parliament were invited to go and meet the Governor-general . . . but some Labor MPs . . . declined to do so, having met him before."

Canberra Times,  
Wednesday, 28 February

## HITEC Electronics

### SPECIALS

13 Mixed Transistors and Diodes Inc	
2 15A Power Transistors	\$2.50
6 BC 107 Transistors	\$2.00
6 BC 108 Transistors	\$2.00
6 BC 109 Transistors	\$2.00
2 TT 800 Transistors	\$2.00
2 TT 801 Transistors	\$2.00
2 TT 797 Transistors	\$2.00
2 TT 798 Transistors	\$2.00
10 OC 72 Transistors	\$2.00
10 NPN Silicone Transistors Audio or Drivers	\$2.00
2 2N 3054 Transistors	\$3.00
2 2N 3055 Transistors	\$3.00
2 2N 277 Transistors	\$2.00
10 EM 401 Diodes	\$2.00
8 EM 404 Diodes	\$2.00
5 EM 408 Diodes	\$2.00
4 IN 3491 50 PIV 18A Rect	\$2.00

Postage 20c extra

## NEW MAIL ORDER DIVISION — WOLLONGONG P.O. BOX 105, CORRIMAL 2518. SALES CENTRE 265 PRINCES HIGHWAY, CORRIMAL, 2518 PHONE 84-9034

PAK 1 — 100 Resistors, assorted 1/2 and 3/4w	\$1.50
PAK 2 — 100 Resistors, assorted 1 to 5w	\$2.00
PAK 3 — 100 Assorted Capacitors, Polyester, Ceramic & Mica	\$2.00

High-Speed Magnetic Counters — 4" x 1" x 1", 4 digit  
12/24v 500 ohm . . . . . 80c ea.

### KITS

CDI Kits (Oilms) improved model. Includes change-over facilities to standard ignition. \$19.00 plus 50c post.

Tuner Kits 240v. Complete plus instructions. \$22.00 plus 50c post.

### Uniselector Switches

10 positions, 3 bank 250Ω coil 24/48V. 3" x 2 1/4" x 1-1/8", \$3.00 each 50c post.  
14 positions, 6 bank 125Ω coil 24/48V. 3" x 2 1/4" x 1-5/8", \$4.50 each 50c post.



**Bi-directional record and playback tape deck Model A-4070**

- 4 Ferrite heads (6 head function) ● Reel size 7"
- Tape speed 3¾ ips and 7½ ips ● Triple motor mechanism ● Wow and flutter .06% at 7½ ips ● F/R 25 to 24,000 Hz at 7½ ips
- S/N ratio 58dB

**Make music—  
not noise**

You may not realise it, but until now, even the best tape decks allowed a degree of noise during recording and playback. This may have been all right for conventional tapes, since they were far from perfect.

But with the recent introduction of the low noise/high output tapes, it's no longer permissible.

Which brings us to a new generation of decks by TEAC. And TEAC calls them Superior Sound/Low Noise decks: decks designed to get the most out of the low noise tapes as well as the conventional types.

Five of these new generation decks are described here. If you'd like to know more, write to us and we'll send you further information (catalogue, dealer list and price list) on the unit(s) that interests you.



**Stereo Tape Deck Model A-3300**

- Reel size 7" ● Tape speed 3¾ ips and 7½ ips ● Triple motor mechanism ● Wow and flutter .06% at 7½ ips
- F/R 25 to 24,000 Hz
- S/N Ratio 55dB



**Stereo Tape Deck Model A-1230**

- 3 heads-4-head function
- Reel size 7" ● Tape speed 3¾ ips and 7½ ips ● Triple motor mechanism ● Wow and flutter .08% at 7½ ips
- F/R 30 to 22,000 Hz at 7½ ips ● S/N Ratio 55dB



**Automatic Reverse Stereo Tape Deck Model A-1250**

- 3 heads-4-head function
- Reel size 7" ● Tape speed 3¾ ips and 7½ ips
- Triple motor mechanism ● Wow and flutter .08% at 7½ ips ● F/R 30 to 22,000 Hz at 7½ ips ● S/N Ratio 55dB



**Combination Head Stereo Tape Deck Model A-1030**

- Reel size 7" ● Tape speed 3¾ ips and 7½ ips ● One motor mechanism ● Wow and flutter .08% at 7½ ips
- F/R 30 to 22,000 Hz at 7½ ips ● S/N Ratio 55dB
- Auto. Shut-off

**TEAC**

A Sound Idea

# 40,000 technicians can't be wrong.

- More than 40,000 ambitious men have benefited from A.R.T.C. training.
- Join this large number of successful men.
- Attain job security and financial reward.
- These can only be yours from:  
THE AUSTRALIAN RADIO & TELEVISION COLLEGE
- Established over 40 years.
- Over 15 full-time staff to assist you.
- Full night-class practical lessons,  
or
- Extensive correspondence training with special practical home-training kits.

## AUSTRALIAN RADIO AND TELEVISION COLLEGE PTY. LTD.

E.S.&A. BANK BUILDING, CNR. BROADWAY  
AND CITY ROAD, SYDNEY. (OPP. GRACE  
BROS). PHONE 211-4244 (3LINES).

T304

AUSTRALIAN RADIO & TELEVISION COLLEGE PTY. LTD.  
206 BROADWAY, SYDNEY, N.S.W.

Dear Sir,  
Please send me without obligation, your free booklet,  
"Careers in Radio, TV and Electronics".

NAME: .....

ADDRESS: .....

.....POSTCODE .....



### MAIL COUPON NOW

You are invited to mail the coupon which can be your first step towards securing a job or business of your own with good prospects, security and big money. A.R.T.C. will mail to you by return, at no obligation to you the big free booklet: "Careers in Radio and Television". This booklet will show you definite steps you can take for a better job, how you can succeed in life. Post the coupon, phone or call NOW.